

2012-13 Schedule and Results

November (1-0)

2	Bellarmine ^	W, 51-39
9	Eastern Illinois	W, 69-39
12	Marshall	7:05 p.m.
16	at Indiana	7:00 p.m.
20	at IUPUI	7:00 p.m.
25	Belmont	4:05 p.m.
29	at Saint Louis	8:00 p.m.

December

4	Northern Illinois	7:05 p.m.
7	Illinois (Chicago)	7:05 p.m.
16	UT Martin	3:00 p.m.
18	Chicago State	7:05 p.m.
22	at Butler	5:00 p.m.

January

4	Bradley *	7:05 p.m.
6	Northern Iowa *	2:05 p.m.
11	at Drake *	8:05 p.m.
13	at Creighton *	3:05 p.m.
17	Southern Illinois *	8:00 p.m.
19	Evansville *	2:05 p.m.
25	at Illinois State *	8:05 p.m.

February

1	at Missouri State *	8:05 p.m.
3	at Wichita State *	3:05 p.m.
8	Creighton *	7:05 p.m.
10	Drake *	2:05 p.m.
14	at Evansville *	8:00 p.m.
16	at Southern Illinois *	3:05 p.m.
24	Illinois State *	2:05 p.m.

March

1	Missouri State *	7:05 p.m.
3	Wichita State *	2:05 p.m.
7	at Northern Iowa *	8:00 p.m.
9	at Bradley *	3:00 p.m.

State Farm MVC Tournament (St. Charles, Mo.)
March 14-17 TBA

Home Games In Bold All Times Eastern
^ Exhibition * MVC game

Women's Basketball Contact: Danny Pfrank
Office: 812.237.4159
Cell: 812.870.5119
Email: danny.pfrank@indstate.edu



INDIANA STATE WOMEN'S BASKETBALL

Indiana State vs. Marshall • Hulman Center • November 12 • 7:05 p.m.

Indiana State Sycamores

2012-13: 1-0 (0-0 MVC)

2011-12: 15-16 (9-9 MVC)

Head Coach: Teri Moren

Career Record: 162-105 (10th season)

Record at ISU: 32-32 (3rd season)

Last Game: W, 69-39 vs. Eastern Illinois (Nov. 9)



Marshall Thundering Herd

2012-13: 1-0 (0-0 Conference USA)

2011-12: 16-14 (7-9 Conference USA)

Head Coach: Matt Daniel

Career Record: 72-50 (5th season)

Record at MU: 1-0 (1st season)

Last Game: W, 65-63 vs. Radford (Nov. 9)



Probable Starters

	<u>FG-FGA</u>	<u>FG%</u>	<u>FT-FTA</u>	<u>FT%</u>	<u>PPG</u>	<u>RPG</u>	<u>APG</u>
G Sr. Taylor Whitley	5-10	.500	3-3	1.000	14.0	6.0	5.0
<i>Notes: Eighth in Indiana State history in career assists (282) ... 165 career steals ... 789 career points</i>							
G Jr. Anna Munn	6-14	.429	4-5	.800	18.0	1.0	4.0
<i>Notes: Led the team with 18 points vs. EIU ... team-leading 37 minutes played vs. EIU</i>							
G Fr. Kasey Johnson	1-6	.167	0-2	.000	3.0	1.0	3.0
<i>Notes: Made her collegiate debut vs. EIU, knocking down a three-pointer in the second half</i>							
G So. Jessica Valley	1-7	.143	2-2	1.000	4.0	12.0	4.0
<i>Notes: Posted a career-high 12 rebounds in her first career start vs. EIU ... also added four assists</i>							
F So. Racheal Mahan	5-9	.556	0-3	.566	10.0	10.0	0.0
<i>Notes: Tallied her first career double-double, tossing in 10 points and totaling 10 boards vs. EIU</i>							

Game Preview

The Indiana State women's basketball team plays their lone Monday night game of the 2012-13 season this week, hosting the Marshall Thundering Herd at 7:05 p.m. inside Hulman Center on Monday, Nov. 12.

The game can be heard live on WIBQ 98.5 FM and on the Nelligan Sports Marketing Radio Network as Brent Holl and Jimmy Kendall cover all the action on the court. Fans can watch the game live online at GoSycamores.com through SycamoreVision with a premium subscription.

A win over Marshall this Monday will move Indiana State to 2-0 on the season and would mark the third time in the last four seasons that the Sycamores have started a season with two consecutive wins. ISU also went 2-0 in 2009-10 and 2010-11.

Indiana State defeated Eastern Illinois last Friday to win their fourth-straight season opener, as four Sycamores went into double figures in a 69-39 ISU victory. Junior Anna Munn led the scoring, tossing in 18 points in Indiana State's 11th consecutive home victory over EIU.

Between The Lines

ISU	Category	MAR
69	Points	65
69.0	Points Per Game	65.0
26-58	FG-FGA	23-50
.448	FG Percentage	.460
4-13	3PT-3PTA	6-15
.308	3PT FG Percentage	.400
13-19	FT-FTA	13-22
.684	FT Percentage	.591
16-31	Off-Def Rebounds	14-23
47	Total Rebounds	37
47.0	Rebounds Per Game	37.0
13	Fouls	18
21	Assists	11
21.0	Assists Per Game	11.0
15	Turnovers	25
15.0	Turnovers Per Game	25.0
5	Blocks	2
11	Steals	8

Active Career Leaders

Points

1. Taylor Whitley789
2. Anna Munn526
3. Natasha Zurek119
4. Racheal Mahan.....112
5. Andrea Rademacher109

3-Point Field Goals

1. Anna Munn 95
2. Taylor Whitley 31
3. Andrea Rademacher 8
4. Natasha Zurek 3
5. Jessica Valley..... 2

Rebounds

1. Taylor Whitley297
2. Anna Munn214
3. Natasha Zurek100
4. Racheal Mahan..... 89
5. Andrea Rademacher 71

Free Throws

1. Taylor Whitley272
2. Anna Munn107
3. Natasha Zurek 38
4. Racheal Mahan..... 30
5. Andrea Rademacher 25

Steals

1. Taylor Whitley165
2. Anna Munn 42
3. Natasha Zurek 37
4. Jessica Valley..... 21
5. Travecia Franklin 11

Dominant At Home

Thanks to the home-court advantage of Hulman Center, the Sycamores have been dominant in Terre Haute over the past 11 seasons. Since the 2002-03 season, ISU has played 134 games inside Hulman Center, coming away with victories on 104 occasions.

Under 61

Indiana State is 25-2 when holding their opposition under 61 points in their three seasons with head coach Teri Moren, including a 1-0 mark this season. During MVC games, ISU is 12-1 under head coach Moren when teams score 60 points or fewer. When teams go over 60 points against ISU in the last three seasons, the Sycamores are 7-30.

First-Half Defense

The Sycamores allowed just nine points in the first half to Eastern Illinois last Friday inside Hulman Center, taking a 36-9 advantage into the locker room. The last time that Indiana State allowed nine points or less to an opponent in a half came back on Dec. 28, 2002, when ISU took a 59-9 lead after 20 minutes over IPFW en route to a 96-28 victory inside Hulman Center.

Helping Out

Indiana State tallied 21 assists on 26 field goals against Eastern Illinois last Friday, as five members of the roster tallied at least three assists each. Senior Taylor Whitley led the team with five assists, while junior Anna Munn and sophomores Jessica Valley and Natasha Zurek each added four and freshman Kasey Johnson totaled three. The 21 assists as a team are tied for the fourth-best total under third-year head coach Teri Moren, behind the program record of 31 assists set against USC Upstate on Dec. 12, 2010.

Dominating The Glass

The Sycamores out-rebounded Eastern Illinois last Friday by a 47-31 margin (+16), the second-best margin under third-year head coach Teri Moren. ISU's rebounding advantage led to a 16-4 edge in second-chance points against EIU. Indiana State's best margin on the glass under head coach Moren came back on Feb. 25, 2011, when the Sycamores held a +17 edge (48-31) in a 93-57 win at home over Southern Illinois.

Four In Double Figures

Junior Anna Munn led the team with 18 points against Eastern Illinois last Friday, while senior Taylor Whitley (14), sophomore Travecia Franklin (12) and Racheal Mahan (10) also went into double figures. Friday's win over Eastern Illinois marks the third time in ISU's last four games dating back to last season that Indiana State has had four scorers go into double figures. Munn joined Deja Mattox, Brittany Schoen and Shannon Thomas in double digits against Southern Illinois and Evansville in the final two regular season games from last season.

Dishing It Out

With her five assists against Eastern Illinois last Friday, senior Taylor Whitley broke into the Top 10 in program history for career assists, entering Monday's game with 282 for her career. The Geneva, Ill., native, passed JoDee Rigel (278 -- 1977-81) and Barbara Graves (280 -- 1979-83) against the Panthers and currently sits in a tie with Tracy Johnson (282 -- 1978-82) for eighth in Indiana State history. Kim Darner (286 -- 1988-92) and Amy Walker (379 -- 1991-95) hold down seventh and sixth place in Indiana State history, respectively, for career assists.

Mahan Posts Double-Double

Sophomore Racheal Mahan scored 10 points and pulled down 10 rebounds in Indiana State's victory over Eastern Illinois last Friday, the Mansfield, Ohio, native's first career double-double. Mahan's 10 rebounds were also a career high, as the ISU forward had previously grabbed nine rebounds in her first career start at Illinois State on Feb. 3, 2012.

Stat Sheet Stuffer

Sophomore Jessica Valley made her first collegiate start last Friday against Eastern Illinois and turned in an all-around performance. The Lafayette, Ind., native, led the team with a career-high 12 rebounds while also adding four points, four assists, two steals and one block in 33 minutes on the court.

Around The MVC

MVC Standings (as of Nov. 10)

Team	Conference		Overall	
	W-L	GB	W-L	Pct.
ISU	0-0	---	1-0	1.000
UE	0-0	---	1-0	1.000
ILS	0-0	---	1-0	1.000
DU	0-0	---	0-0	.000
MSU	0-0	---	0-0	.000
SIU	0-0	---	0-0	.000
WSU	0-0	---	0-0	.000
BRAD	0-0	---	0-1	.000
CU	0-0	---	0-1	.000
UNI	0-0	---	0-1	.000

2012-13 Preseason Coaches Poll

1. Creighton (26)	382
2. Wichita State (12)	347
3. Illinois State (2)	323
4. Northern Iowa	272
5. Missouri State	265
6. Bradley	144
7. Indiana State	135
8. Southern Illinois	123
9. Drake	121
10. Evansville	119

2012-13 Preseason All-MVC

Sr. Jessica Diamond, G	Wichita State
Sr. Jacqui Kalin, G	Northern Iowa
Sr. Jamie Russell, G	Illinois State
Sr. Christiana Shorter, F	Missouri State
Jr. Carli Tritz, G	Creighton

MVC Schedule

Friday, November 9

Central Michigan at Bradley CMU, 73-58
 Eastern Illinois at Indiana State ISU, 69-39
 Evansville at Ball State..... UE, 54-45
 Morehead State at Illinois State.... ILS, 62-45

Saturday, November 10

#12 Oklahoma at Creighton OKLA, 68-49
 #25 Green Bay at Northern Iowa ... GB, 54-53

Sunday, November 11

Evansville at Illinois 3:00 p.m.
 Wichita State at LSU..... 3:00 p.m.
 South Dakota at Drake 3:05 p.m.

Monday, November 12

Marshall at Indiana State..... 7:05 p.m.
 Bradley at Eastern Illinois..... 8:00 p.m.

Bench Production

Sophomore Travecia Franklin tossed in a career-high 12 points in 24 minutes off the bench last Friday against Eastern Illinois, going 5-for-6 from the field and 2-for-2 at the free-throw line. The Columbus, Ohio, native's, 12 points off the bench were the most for a Sycamore since Racheal Mahan went for 12 points and five rebounds against Drake on Jan. 22, 2012.

Top 40

Indiana State ranked 37th nationally in three-point field-goal percentage last season, knocking down 34.2% (194-for-568) of their shots from beyond the arc in 2011-12. Deja Mattox (.438, 49-for-112) and junior Anna Munn (.381, 53-for-139) led the charge for ISU, as Mattox led the league and Munn placed fifth in the conference, respectively.

Tough Competition

Last season, the Sycamores held the second-best strength of schedule ranking among teams in the MVC, playing the 90th toughest schedule in the country. Of Indiana State's 12 nonconference opponents, six entered their league tournament as one of the top three seeds.

On A Good Pace: Part I

Senior Taylor Whitley enters Monday's game with 789 career points, needing to average 7.5 points per game in her senior season to become the 26th member of the 1,000 Point Club at Indiana State. The Geneva, Ill., product averaged 7.6 points per game as a freshman and 12.1 points per game as a sophomore before totaling a 7.5 points per game average as a junior following an early-season knee injury.

On A Good Pace: Part II

Junior Anna Munn has knocked down 99 three-pointers in her time at Indiana State, a pace that puts the junior guard on her way to enter the Top 10 in the career rankings. Munn is just 24 threes away from 10th place, held by Georgia Bottoms (123 -- 1993-98). The Indianapolis native knocked 53 three-pointers last season, ranking second on the team.

Replacing A Big Three

Indiana State will look to replace the scoring of Deja Mattox, Brittany Schoen and Shannon Thomas this season, three Sycamores that finished their careers in 2011-12 as members of the 1,000 Point Club. ISU also replaced three 1,000-point scorers following the 2005-06 season, going 19-11 overall and 12-6 in the MVC that season.

Sycamores Tabbed Seventh In MVC Preseason Poll

In the annual preseason poll voted on by the head coaches, sports information directors and a media panel from around the Missouri Valley Conference, the Indiana State women's basketball team has been picked seventh in the league heading into the 2012-13 season as announced by the league office today (Oct. 29).

The Creighton Bluejays, the 2012 MVC Tournament champions, were picked to win the league this season, receiving 26 of the 40 first-place votes and 382 points. Wichita State (12 first-place votes, 347 points), Illinois State (two first-place votes, 323 points), Northern Iowa (272 points) and Missouri State (265 points) round out the top-half of the league.

Bradley (144), Indiana State (135), Southern Illinois (123), Drake (121) and Evansville (119) complete the poll, as just 25 points separated sixth place and 10th place in the preseason standings.

On To The Next One...

Indiana State plays their next two games on the road, beginning with a trip to Bloomington, Ind., to face the Indiana Hoosiers on Friday, Nov. 16. The Sycamores remain on the road on Tuesday, Nov. 20, taking on IUPUI in Indianapolis.

The Sycamores return home again on Sunday, Nov. 25, as the men's and women's basketball programs will host a doubleheader inside Hulman Center. The men's team plays High Point at 1:00 p.m. before the women's team tips off at 4:00 p.m. against Belmont.

ISU's Record When...

On Monday	0-0
On Tuesday	0-0
On Wednesday	0-0
On Thursday	0-0
On Friday	1-0
On Saturday	0-0
On Sunday	0-0
Before 6:00 p.m.	0-0
After 6:00 p.m.	1-0
In the Eastern Time Zone	1-0
In the Central Time Zone	0-0
Inside Hulman Center	1-0
On the Road	0-0
At a Neutral Site	0-0
In Illinois	0-0
In Indiana	1-0
In Iowa	0-0
In Kansas	0-0
In Missouri	0-0
In Nebraska	0-0
In Tennessee	0-0
ISU wins the tip	0-0
ISU losses the tip	1-0
scoring 50 points or less	0-0
scoring 51-60 points	0-0
scoring 61-70 points	1-0
scoring 70 points or more	0-0
allowing 50 points or less	1-0
allowing 51-60 points	0-0
allowing 61-70 points	0-0
allowing 71 points or more	0-0
leading or tied at the half	1-0
trailing at the half	0-0
shooting the higher FG%	1-0
shooting the lower FG%	0-0
making more three-pointers	0-0
same number of three-pointers	0-0
making fewer three-pointers	1-0
SID Danny Pfrank is at the game	1-0
SID Danny Pfrank is not at the game	0-0



Head coach Teri Moren -- 3rd Season (Purdue '92)

Head coach Teri Moren is in her third season at the helm of the Indiana State women's basketball program in 2012-13, leading the Sycamores to a fifth place finish in the conference last season and their first time outside of Thursday night at the conference tournament since 2008-09. ISU finished 15-16 in 2011-12 under Moren, tying for fifth place in the league with an even 9-9 record. Moren's career record sits at 162-105 over 10 seasons as a head coach and 32-32 in three seasons in Terre Haute.

In Moren's first season, the Sycamores finished the year at 16-16 overall, including a trip to the State Farm MVC Tournament semifinals. ISU entered the 2011 conference tournament as the seventh seed after finishing the conference season with an 8-10 record, but picked up a pair of wins in the tournament over #10 Southern Illinois (83-68) and #2 Illinois State (80-51) before falling in a hard-fought game with #3 Missouri State in the semifinals (84-79).

Also in Moren's first season, Indiana State set program records for wins under a first-year head coach with 16, for assists in the game when they dished out 31 against USC Upstate on Dec. 12 and for free-throw attempts in a game when they took 52 shots at the charity stripe against Southern Illinois on Feb. 25.

Moren, a Seymour, Ind., native, came to ISU in 2010 after serving for three seasons as the associate head coach at Georgia Tech, where the Yellow Jackets had made three NCAA Tournament appearances and enjoyed three consecutive 20-win seasons.

Moren previously served as the head coach at the University of Indianapolis for seven seasons, where she compiled a 130-73 record. The 2003 WBCA Region 4 Coach of the Year, her teams made appearances in three consecutive NCAA Division II Tournaments and earned the Great Lakes Valley Conference regular-season and tournament titles in 2002-03. Moren was also an assistant coach at Northwestern in 1999-2000 and has additional assistant coaching experience for six years at Butler.

A 1992 graduate of Purdue University with a bachelor's degree in therapeutic recreation, Moren lettered four years in basketball and was a two-year starter for the Boilermakers. Her Purdue squad also earned the 1991 Big Ten Championship in Moren's junior season.

What they're saying about Coach Moren...

"I think it's a great hire for Indiana State, in particular with Teri's experience as not only an assistant coach, but as a head coach as well. Teri's experience and knowledge of Indiana basketball is tremendous. Teri loves the game of basketball, and I'm sure she's thrilled to be at Indiana State."

Lin Dunn
Head Coach, Indiana Fever
Moren's Head Coach at Purdue

"Indiana State has just hired a winner that will represent the University, women's basketball program and the State of Indiana in a first class way. Teri Moren is a perfect choice for Indiana State University and the perfect leader for the women's basketball program. She has won at every level, as a player at Purdue, as head coach at the University of Indianapolis, and most recently at Georgia Tech. Teri's heart is in the Hoosier State and she will be relentless in her pursuit to lead ISU to unprecedented success."

MaChelle Joseph
Head Coach, Georgia Tech

"Teri Moren is an outstanding choice for Indiana State. She will have the Sycamores climbing to the top of the MVC and challenging for post-season soon. She possesses a tremendous work ethic, is a relentless recruiter and has a great passion for the game. She knows how to win and will lead the Indiana State program with class."

Tricia Cullop
Head Coach, University of Toledo
Former teammate at Purdue

Career Leaders

Points

1. Amy Hile (1983-87).....	1,944
2. Kourtney Mennen (1999-03).....	1,843
3. Melanie Boeglin (2002-06).....	1,800
4. Julie Lein (1987-91).....	1,585
5. Barbara Graves (1979-83).....	1,498
6. Shelly Newell (1976-80).....	1,435
7. Amy Vanderkolk (1985-89).....	1,434
8. Kelsey Luna (2006-10).....	1,429
9. Georgia Bottoms (1993-98).....	1,383
10. Judy Ellner (1978-82).....	1,367

Rebounds

1. Shannon Thomas (2008-12).....	929
2. Amy Hile (1983-87).....	916
3. Karen Kramer (1974-78).....	899
4. Barbara Graves (1979-83).....	898
5. Tammy Hammel (1983-87).....	887
6. Judy Ellner (1978-82).....	856
7. Georgia Bottoms (1993-98).....	817
8. Livia Hester (1992-96).....	753
9. Julie Lein (1987-91).....	729
10. Amy Vanderkolk (1985-89).....	702

Assists

1. Melanie Boeglin (2002-06).....	685
2. Krissy Holden (1990-94).....	542
3. Hazel Olden (1990-04).....	514
4. Shavonda Averette (1987-91).....	395
5. Shameka Robinson (1997-01).....	394
6. Amy Walker (1991-95).....	379
7. Kim Darner (1988-92).....	286
T8. Taylor Whitley (2009-pres.).....	282
T8. Tracy Johnson (1978-82).....	282
10. Barbara Graves (1979-83).....	280

Blocked Shots

1. Shannon Thomas (2008-12).....	213
2. Laura Rudolphi (2004-08).....	154
3. Missy Stringham (1996-00).....	86
4. Livia Hester (1992-96).....	81
5. Erin Rhodes (1999-04).....	78
6. Kristin Stewart (1999-03).....	75
7. Kiwana Battle (1999-01).....	74
8. Lori Castetter (1985-89).....	69
9. Tammy Hammel (1983-87).....	64
10. Amy Hile (1983-87).....	63

Steals

1. Melanie Boeglin (2002-06).....	436
2. Barbara Graves (1979-83).....	315
3. Hazel Olden (1990-94).....	299
4. Amy Amstutz (1996-99).....	261
5. Shavonda Averette (1987-91).....	240
6. Amy Hile (1983-87).....	228
7. Kelsey Luna (2006-10).....	213
8. Judy Ellner (1978-82).....	210
9. Dru Cox (1977-80).....	199
10. Amy Walker (1991-95).....	195

2012-13 Indiana State Women's Basketball Roster

#	Name	Pos.	Year	Ht.	Hometown
00	Natasha Zurek	G	So.	5-9	St. John, Ind.
3	Marina Laramie	F	Fr.	6-2	O'Fallon, Mo.
10	Jessica Valley	G	So.	5-9	Lafayette, Ind.
20	Kalliste Haskins	G	Fr.	5-7	Indianapolis, Ind.
21	Kasey Johnson	G	Fr.	5-8	Plainfield, Ind.
22	Jasmine Harris	G	So.	5-9	Toronto, Ontario, Canada
23	Taylor Whitley	G	Sr.	5-9	Geneva, Ill.
31	Makenzi Reasor	F	Fr.	6-2	Fortville, Ind.
32	Andrea Rademacher	F	R-Jr.	6-3	Borden, Ind.
33	Anna Munn	G	Jr.	5-10	Indianapolis, Ind.
34	Racheal Mahan	F	So.	6-1	Mansfield, Ohio
44	Travecia Franklin	G	So.	5-9	Columbus, Ohio

#	Name	Pos.	Year	Ht.	Hometown
44	Travecia Franklin	G	So.	5-9	Columbus, Ohio
22	Jasmine Harris	G	So.	5-9	Toronto, Ontario, Canada
20	Kalliste Haskins	G	Fr.	5-7	Indianapolis, Ind.
21	Kasey Johnson	G	Fr.	5-8	Plainfield, Ind.
3	Marina Laramie	F	Fr.	6-2	O'Fallon, Mo.
34	Racheal Mahan	F	So.	6-1	Mansfield, Ohio
33	Anna Munn	G	Jr.	5-10	Indianapolis, Ind.
32	Andrea Rademacher	F	R-Jr.	6-3	Borden, Ind.
31	Makenzi Reasor	F	Fr.	6-2	Fortville, Ind.
10	Jessica Valley	G	So.	5-9	Lafayette, Ind.
23	Taylor Whitley	G	Sr.	5-9	Geneva, Ill.
00	Natasha Zurek	G	So.	5-9	St. John, Ind.

Head coach: Teri Moren -- 3rd season (Purdue '92)

Assistant coach: John Marcum -- 1st season (Oklahoma Baptist '97)

Assistant coach: Sara Riedeman -- 1st season (Indianapolis '05)

Assistant coach: Joey Wells -- 1st season (Fresno Pacific '96)

Director of Basketball Operations: Andrea Jones -- 1st season (Fontbonne '11)

2011-12 Indiana State Roster Breakdown

By Class:

Senior -- 1 Junior -- 2 Sophomore -- 5 Freshman -- 4

Pronunciation Guide

00 Natasha Zurek	Zur-ick	32 Andrea Rademacher	ROD-uh-maker
3 Marina Laramie	Ma-REE-nah	34 Racheal Mahan	MAY-han
20 Kalliste Haskins	Ka-LEE-st	44 Travecia Franklin	Tra-vee-cee-uh
31 Makenzi Reasor	REE-sir		

Year-by-Year

1971-72	4-9
1972-73	16-7
1973-74	15-5
1974-75	18-7
1975-76	19-9
1976-77	19-9
1977-78	12-8
1978-79	14-10
1979-80	19-13
1980-81	11-21
1981-82	9-18
1982-83	13-15
1983-84	5-23 (2-16)
1984-85	10-18 (7-11)
1985-86	5-23 (4-14)
1986-87	12-15 (8-10)
1987-88	22-6 (14-5)
1988-89	18-9 (10-8)
1989-90	8-19 (5-13)
1990-91	13-14 (8-10)
1991-92	10-17 (7-11)
1992-93	8-18 (4-12)
1993-94	14-14 (6-10)
1994-95	13-14 (10-8)
1995-96	7-19 (3-15)
1996-97	14-13 (9-9)
1997-98	17-11 (10-8)
1998-99	18-11 (10-8)
1999-00	9-18 (5-13)
2000-01	10-18 (7-11)
2001-02	11-17 (7-11)
2002-03	22-9 (13-5)
2003-04	16-12 (10-8)
2004-05	23-9 (13-5)
2005-06	27-6 (16-2)
2006-07	19-11 (12-6)
2007-08	14-15 (8-10)
2008-09	14-16 (10-8)
2009-10	17-14 (7-11)
2010-11	16-16 (8-10)
2011-12	15-16 (9-9)
2012-13	1-0 (0-0)

Overall (Conference) . . .577-552 (242-277)

The Last Time...

a player scored 20-29 points

24, Shannon Thomas
vs. Bradley -- Feb. 10, 2012

a player scored 40+ points

43, Amy Vanderkolk
vs. Bradley -- Feb. 28, 1988

a player recorded 20+ rebounds

21, Shannon Thomas
at UT Martin -- Dec. 19, 2010

a player hit five or more 3-pointers

5, Brittany Schoen
at Southern Illinois -- March 1, 2012

a player recorded five or more blocks

5, Shannon Thomas
vs. Butler -- Dec. 6, 2011

a player recorded a 20-20 double-double

28 points and 21 rebounds, Shannon Thomas
at UT Martin -- Dec. 19, 2010

a player hit 10 or more free-throws

10, Deja Mattox
vs. Creighton -- Jan. 20, 2012

a player logged 40 minutes

Brittany Schoen
at Evansville -- March 3, 2012

a team scored 50 points in a half

50, second half
vs. Bradley -- Feb. 10, 2012

a team allowed 10 points or less in a half

9, first half
vs. Eastern Illinois -- Nov. 9, 2012

a team allowed 40 points or less

69-39 win
vs. Eastern Illinois -- Nov. 9, 2012

a team allowed 100 points

105-86 loss
vs. Creighton -- Jan. 20, 1996

a team shot over 50% from the field

.553, 21-for-38
vs. Wichita State -- Feb. 26, 2012

a team shot over 50% from 3PT range

.625, 10-for-16
at Southern Illinois -- March 1, 2012

a player scored 30-39 points

31, Deja Mattox
at Missouri State -- Jan. 27, 2012

a player recorded 10-19 rebounds

12, Jessica Valley
vs. Eastern Illinois -- Nov. 9, 2012

a player recorded 10 or more assists

11, Melanie Boeglin
vs. Evansville -- March 4, 2006

a player recorded five or more steals

5, Brittany Schoen
at Southern Illinois -- March 1, 2012

a player recorded a double-double

10 points - 10 rebounds, Racheal Mahan
vs. Eastern Illinois -- Nov. 9, 2012

a player recorded a triple-double

13 pts, 10 reb, 10 ast; Amy Walker
at Illinois State -- Feb. 18, 1995

a player hit 15 or more free-throws

15, Amy Vanderkolk
vs. Drake -- March 1, 1985

a player logged more than 40 minutes

45, Taylor Whitley
vs. Drake -- Jan. 20, 2011

a team scored 100 points

101-71 win
vs. Loyola Chicago -- Nov. 28, 2006

a team allowed 30 points or less

72-28 win
vs. SEMO -- Nov. 24, 2009

a team allowed 50 points or less

58-47 win
at Evansville -- March 3, 2012

a team won in overtime

77-74, one overtime
vs. Drake -- Jan. 20, 2011

a team shot over 90% from the FT line


1.000, 8-for-8
at UIC -- Dec. 2, 2011

a team had under 10 turnovers

7
at Drake -- Feb. 19, 2011



NATASHA ZUREK



Sophomore 5-9 Guard
 St. John, Ind. Andean HS

CAREER STATISTICS										
	GP/GS	FG-ATT	FG%	3PT-ATT	3PT%	FT-ATT	FT%	PPG	RPG	APG
2011-12	31/16	38-102	.373	3-17	.176	38-55	.691	3.8	3.1	2.0
2012-13	1/0	1-3	.333	0-0	.000	0-0	.000	2.0	3.0	4.0
Totals	32/16	39-105	.371	3-17	.176	38-55	.691	3.7	3.1	2.0

Personal - Born Natasha Zurek on July 11, 1992, to Stacey and Robert Zurek ... has two brothers, Mason and Codey ... her mother, Stacey, played basketball and volleyball at Carroll College ... majoring in Athletic Training.

2012-13 Individual Game-by-Game

Opponent	GS	Min	FG-FGA	Pct.	3PT-FGA	Pct.	FT-FTA	Pct.	OR-DR-TR	RPG	PF	A-APG	TO	BLK	STL	PTS	PPG
11-09 E. ILLINOIS		10	1-3	.333	0-0	.000	0-0	.000	0-3-3	3.0	0	4-4.0	2	0	1	2	2.0
11-12 MARSHALL																	
11-16 at Indiana																	
11-20 at IUPUI																	
11-25 BELMONT																	
11-29 at Saint Louis																	
12-04 N. ILLINOIS																	
12-07 UIC																	
12-16 at UT Martin																	
12-18 CHICAGO ST.																	
12-22 at Butler																	
01-04 BRADLEY																	
01-06 UNI																	
01-11 at Drake																	
01-13 at Creighton																	
01-17 S. ILLINOIS																	
01-19 EVANSVILLE																	
01-25 at Illinois St.																	
02-01 at Missouri St.																	
02-03 at Wichita St.																	
02-08 CREIGHTON																	
02-10 DRAKE																	
02-14 at Evansville																	
02-16 at S. Illinois																	
02-24 ILLINOIS ST.																	
03-01 MISSOURI ST.																	
03-03 WICHITA ST.																	
03-07 at UNI																	
03-09 at Bradley																	
03-14-17 at MVCT																	

2012-13 GAME HIGHS

Points - 2, vs. Eastern Illinois on 11-09-12 FG made - 1, vs. Eastern Illinois on 11-09-12
 Rebounds - 3, vs. Eastern Illinois on 11-09-12 3PT made - N/A
 Assists - 4, vs. Eastern Illinois on 11-09-12 FT made - N/A
 Steals - 1, vs. Eastern Illinois on 11-09-12 Blocks - N/A

CAREER HIGHS

Points - 13, at Eastern Illinois on 12-10-11 FG made - 6, at Eastern Illinois on 12-10-11
 Rebounds - 7, vs. IUPUI on 11-22-11 3PT made - 1, two times (last at Bradley on 01-14-12)
 Assists - 5, at UIC on 12-02-11 FT made - 4, two times (last vs. UNI on 02-12-12)
 Steals - 3, vs. Evansville on 12-30-11 Blocks - 2, vs. UT Martin on 11-30-11





MARINA LARAMIE



Freshman

6-2

Forward

O'Fallon, Mo.

Fort Zumwalt West HS

CAREER STATISTICS

	GP/GS	FG-ATT	FG%	3PT-ATT	3PT%	FT-ATT	FT%	PPG	RPG	APG
2012-13	1/0	2-2	1.000	0-0	.000	2-2	1.000	6.0	2.0	0.0
Totals	1/0	2-2	1.000	0-0	.000	2-2	1.000	6.0	2.0	0.0

Personal - Born Marina Renee Laramie on April 16, 1994, to Angela and Robert Laramie ... undecided on an academic major ... has one sibling, Lilly.

2012-13 Individual Game-by-Game

Opponent	GS	Min	FG-FGA	Pct.	3PT-FGA	Pct.	FT-FTA	Pct.	OR-DR-TR	RPG	PF	A-APG	TO	BLK	STL	PTS	PPG
11-09 E. ILLINOIS		5	2-2	1.000	0-0	.000	2-2	1.000	2-0-2	2.0	1	0-0.0	1	0	0	6	6.0
11-12 MARSHALL																	
11-16 at Indiana																	
11-20 at IUPUI																	
11-25 BELMONT																	
11-29 at Saint Louis																	
12-04 N. ILLINOIS																	
12-07 UIC																	
12-16 at UT Martin																	
12-18 CHICAGO ST.																	
12-22 at Butler																	
01-04 BRADLEY																	
01-06 UNI																	
01-11 at Drake																	
01-13 at Creighton																	
01-17 S. ILLINOIS																	
01-19 EVANSVILLE																	
01-25 at Illinois St.																	
02-01 at Missouri St.																	
02-03 at Wichita St.																	
02-08 CREIGHTON																	
02-10 DRAKE																	
02-14 at Evansville																	
02-16 at S. Illinois																	
02-24 ILLINOIS ST.																	
03-01 MISSOURI ST.																	
03-03 WICHITA ST.																	
03-07 at UNI																	
03-09 at Bradley																	
03-14-17 at MVCT																	

2012-13 GAME HIGHS

Points - 6,, vs. Eastern Illinois on 11-09-12	FG made - 2, vs. Eastern Illinois on 11-09-12
Rebounds - 2, vs. Eastern Illinois on 11-09-12	3PT made - N/A
Assists - N/A	FT made - 2, vs. Eastern Illinois on 11-09-12
Steals - N/A	Blocks - N/A

CAREER HIGHS

Points - 6,, vs. Eastern Illinois on 11-09-12	FG made - 2, vs. Eastern Illinois on 11-09-12
Rebounds - 2, vs. Eastern Illinois on 11-09-12	3PT made - N/A
Assists - N/A	FT made - 2, vs. Eastern Illinois on 11-09-12
Steals - N/A	Blocks - N/A



JESSICA VALLEY



Sophomore 5-9 Guard
 Lafayette, Ind. McCutcheon HS

CAREER STATISTICS										
	GP/GS	FG-ATT	FG%	3PT-ATT	3PT%	FT-ATT	FT%	PPG	RPG	APG
2011-12	21/0	17-78	.218	2-21	.095	9-17	.529	2.1	2.1	2.6
2012-13	1/1	1-7	.143	0-1	.000	2-2	1.000	4.0	12.0	4.0
Totals	22/1	18-85	.212	2-22	.091	11-19	.579	2.2	2.5	2.6

Personal - Born Jessica Marie Valley on April 30, 1992, to Juanita and Jeff Valley ... has one brother, Jacob ... undecided on an academic major, but will minor in Spanish.

2012-13 Individual Game-by-Game

Opponent	GS	Min	FG-FGA	Pct.	3PT-FGA	Pct.	FT-FTA	Pct.	OR-DR-TR	RPG	PF	A-APG	TO	BLK	STL	PTS	PPG
11-09 E. ILLINOIS	*	33	1-7	.143	0-1	.000	2-2	1.000	5-7-12	12.0	1	4-4.0	1	1	2	4	4.0
11-12 MARSHALL																	
11-16 at Indiana																	
11-20 at IUPUI																	
11-25 BELMONT																	
11-29 at Saint Louis																	
12-04 N. ILLINOIS																	
12-07 UIC																	
12-16 at UT Martin																	
12-18 CHICAGO ST.																	
12-22 at Butler																	
01-04 BRADLEY																	
01-06 UNI																	
01-11 at Drake																	
01-13 at Creighton																	
01-17 S. ILLINOIS																	
01-19 EVANSVILLE																	
01-25 at Illinois St.																	
02-01 at Missouri St.																	
02-03 at Wichita St.																	
02-08 CREIGHTON																	
02-10 DRAKE																	
02-14 at Evansville																	
02-16 at S. Illinois																	
02-24 ILLINOIS ST.																	
03-01 MISSOURI ST.																	
03-03 WICHITA ST.																	
03-07 at UNI																	
03-09 at Bradley																	
03-14-17 at MVCT																	

2012-13 GAME HIGHS

Points - 4, vs. Eastern Illinois on 11-09-12 FG made - 1, vs. Eastern Illinois on 11-09-12
 Rebounds - 12, vs. Eastern Illinois on 11-09-12 3PT made - N/A
 Assists - 4, vs. Eastern Illinois on 11-09-12 FT made - 2, vs. Eastern Illinois on 11-09-12
 Steals - 2, vs. Eastern Illinois on 11-09-12 Blocks - 1, vs. Eastern Illinois on 11-09-12

CAREER HIGHS

Points - 6, two times (last at N. Illinois on 12-22-11) FG made - 3, at N. Illinois on 12-22-11
 Rebounds - 12, vs. Eastern Illinois on 11-09-12 3PT made - 1, two times (last at UNI on 01-12-12)
 Assists - 7, two times (last at UIC on 12-02-11) FT made - 2, four times (last vs. Eastern Illinois on 11-09-12)
 Steals - 3, three times (last at Missouri State on 01-27-12) Blocks - 1, four times (last vs. Eastern Illinois on 11-09-12)





KALLISTE HASKINS

20

Freshman 5-7 Guard
 Indianapolis, Ind. Warren Central HS

CAREER STATISTICS										
	GP/GS	FG-ATT	FG%	3PT-ATT	3PT%	FT-ATT	FT%	PPG	RPG	APG
2012-13	1/0	0-0	.000	0-0	.000	0-0	.000	0.0	0.0	0.0
Totals	1/0	0-0	.000	0-0	.000	0-0	.000	0.0	0.0	0.0

Personal - Born Kalliste Jenee Haskins on Feb. 16, 1994, to Lenita and Kevin Haskins ... majoring in Business ... has one brother, Kyle.

2012-13 Individual Game-by-Game


Opponent	GS	Min	FG-FGA	Pct.	3PT-FGA	Pct.	FT-FTA	Pct.	OR-DR-TR	RPG	PF	A-APG	TO	BLK	STL	PTS	PPG
11-09 E. ILLINOIS	2		0-0	.000	0-0	.000	0-0	.000	0-0-0	0.0	0	0-0.0	0	0	0	0	0
11-12 MARSHALL																	
11-16 at Indiana																	
11-20 at IUPUI																	
11-25 BELMONT																	
11-29 at Saint Louis																	
12-04 N. ILLINOIS																	
12-07 UIC																	
12-16 at UT Martin																	
12-18 CHICAGO ST.																	
12-22 at Butler																	
01-04 BRADLEY																	
01-06 UNI																	
01-11 at Drake																	
01-13 at Creighton																	
01-17 S. ILLINOIS																	
01-19 EVANSVILLE																	
01-25 at Illinois St.																	
02-01 at Missouri St.																	
02-03 at Wichita St.																	
02-08 CREIGHTON																	
02-10 DRAKE																	
02-14 at Evansville																	
02-16 at S. Illinois																	
02-24 ILLINOIS ST.																	
03-01 MISSOURI ST.																	
03-03 WICHITA ST.																	
03-07 at UNI																	
03-09 at Bradley																	
03-14-17 at MVCT																	

2012-13 GAME HIGHS

Points - N/A	FG made - N/A
Rebounds - N/A	3PT made - N/A
Assists - N/A	FT made - N/A
Steals - N/A	Blocks - N/A

CAREER HIGHS

Points - N/A	FG made - N/A
Rebounds - N/A	3PT made - N/A
Assists - N/A	FT made - N/A
Steals - N/A	Blocks - N/A





KASEY JOHNSON



Freshman 5-8 Guard
 Plainfield, Ind. Plainfield HS

CAREER STATISTICS										
	GP/GS	FG-ATT	FG%	3PT-ATT	3PT%	FT-ATT	FT%	PPG	RPG	APG
2012-13	1/1	1-6	.167	1-2	.500	0-2	.000	3.0	1.0	3.0
Totals	1/1	1-6	.167	1-2	.500	0-2	.000	3.0	1.0	3.0

Personal - Born Brooke Kasey Johnson on Oct. 23, 1993, to Barbie and Bruce Johnson ... majoring in Pre-Med ... has one sister, Britany.

2012-13 Individual Game-by-Game

Opponent	GS	Min	FG-FGA	Pct.	3PT-FGA	Pct.	FT-FTA	Pct.	OR-DR-TR	RPG	PF	A-APG	TO	BLK	STL	PTS	PPG
11-09 E. ILLINOIS	*	16	1-6	.167	1-2	.500	0-2	.000	0-1-1	1.0	3	3-3.0	1	1	0	3	3.0
11-12 MARSHALL																	
11-16 at Indiana																	
11-20 at IUPUI																	
11-25 BELMONT																	
11-29 at Saint Louis																	
12-04 N. ILLINOIS																	
12-07 UIC																	
12-16 at UT Martin																	
12-18 CHICAGO ST.																	
12-22 at Butler																	
01-04 BRADLEY																	
01-06 UNI																	
01-11 at Drake																	
01-13 at Creighton																	
01-17 S. ILLINOIS																	
01-19 EVANSVILLE																	
01-25 at Illinois St.																	
02-01 at Missouri St.																	
02-03 at Wichita St.																	
02-08 CREIGHTON																	
02-10 DRAKE																	
02-14 at Evansville																	
02-16 at S. Illinois																	
02-24 ILLINOIS ST.																	
03-01 MISSOURI ST.																	
03-03 WICHITA ST.																	
03-07 at UNI																	
03-09 at Bradley																	
03-14-17 at MVCT																	

2012-13 GAME HIGHS

Points - 3, vs. Eastern Illinois on 11-09-12 FG made - 1, vs. Eastern Illinois on 11-09-12
 Rebounds - 1, vs. Eastern Illinois on 11-09-12 3PT made - 1, vs. Eastern Illinois on 11-09-12
 Assists - 3, vs. Eastern Illinois on 11-09-12 FT made - N/A
 Steals - N/A Blocks - 1, vs. Eastern Illinois on 11-09-12

CAREER HIGHS

Points - 3, vs. Eastern Illinois on 11-09-12 FG made - 1, vs. Eastern Illinois on 11-09-12
 Rebounds - 1, vs. Eastern Illinois on 11-09-12 3PT made - 1, vs. Eastern Illinois on 11-09-12
 Assists - 3, vs. Eastern Illinois on 11-09-12 FT made - N/A
 Steals - N/A Blocks - 1, vs. Eastern Illinois on 11-09-12



TAYLOR WHITLEY



Senior 5-9 Guard
 Geneva, Ill. Geneva HS

CAREER STATISTICS										
	GP/GS	FG-ATT	FG%	3PT-ATT	3PT%	FT-ATT	FT%	PPG	RPG	APG
2009-10	31/17	72-198	.364	6-20	.300	87-128	.680	7.6	2.8	2.4
2010-11	32/32	121-299	.405	20-62	.323	126-174	.724	12.1	4.5	4.7
2011-12	20/15	45-127	.354	4-17	.235	56-79	.711	7.5	3.0	2.8
2012-13	1/1	5-10	.500	1-3	.333	3-3	1.000	14.0	6.0	5.0
Totals	84/65	243-634	.383	31-102	.304	272-384	.708	9.4	3.5	3.4

Personal - Born Taylor Callaghan Whitley on Sept. 5, 1990 to Jim and Cindy Whitley in Hoffman Estates, Ill. ... Has three sisters - Katy, Kelly and Margaret ... Father played golf at Miami of Ohio ... Majoring in elementary education.

2012-13 Individual Game-by-Game

Opponent	GS	Min	FG-FGA	Pct.	3PT-FGA	Pct.	FT-FTA	Pct.	OR-DR-TR	RPG	PF	A-APG	TO	BLK	STL	PTS	PPG
11-09 E. ILLINOIS	*	34	5-10	.500	1-3	.333	3-3	1.000	1-5-6	6.0	1	5-5.0	2	0	4	14	14.0
11-12 MARSHALL																	
11-16 at Indiana																	
11-20 at IUPUI																	
11-25 BELMONT																	
11-29 at Saint Louis																	
12-04 N. ILLINOIS																	
12-07 UIC																	
12-16 at UT Martin																	
12-18 CHICAGO ST.																	
12-22 at Butler																	
01-04 BRADLEY																	
01-06 UNI																	
01-11 at Drake																	
01-13 at Creighton																	
01-17 S. ILLINOIS																	
01-19 EVANSVILLE																	
01-25 at Illinois St.																	
02-01 at Missouri St.																	
02-03 at Wichita St.																	
02-08 CREIGHTON																	
02-10 DRAKE																	
02-14 at Evansville																	
02-16 at S. Illinois																	
02-24 ILLINOIS ST.																	
03-01 MISSOURI ST.																	
03-03 WICHITA ST.																	
03-07 at UNI																	
03-09 at Bradley																	
03-14-17 at MVCT																	

2012-13 GAME HIGHS

Points - 14, vs. Eastern Illinois on 11-09-12 FG made - 5, vs. Eastern Illinois on 11-09-12
 Rebounds - 6, vs. Eastern Illinois on 11-09-12 3PT made - 1, vs. Eastern Illinois on 11-09-12
 Assists - 5, vs. Eastern Illinois on 11-09-12 FT made - 3, vs. Eastern Illinois on 11-09-12
 Steals - 4, vs. Eastern Illinois on 11-09-12 Blocks - N/A

CAREER HIGHS

Points - 23, vs. Missouri State on 03-12-11 FG made - 9, at Creighton on 02-17-11
 Rebounds - 9, two times (last vs. USCU on 12-12-10) 3PT made - 2, six times (last vs. Missouri State on 03-12-11)
 Assists - 9, four times (last vs. Missouri St. on 03-12-11) FT made - 11, two times (last vs. SIUE on 12-22-10)
 Steals - 6, at Drake on 03-04-10 Blocks - 1, four times (last vs. Drake on 01-20-11)





MAKENZI REASOR



Freshman 6-2 Forward
 Fortville, Ind. Mount Vernon HS

CAREER STATISTICS										
	GP/GS	FG-ATT	FG%	3PT-ATT	3PT%	FT-ATT	FT%	PPG	RPG	APG
2012-13	0/0	0-0	.000	0-0	.000	0-0	.000	0.0	0.0	0.0
Totals	0/0	0-0	.000	0-0	.000	0-0	.000	0.0	0.0	0.0

Personal - Born Makenzi Lee Reasor on Dec. 26, 1993, to Jody and Lee Reasor ... majoring in Nursing ... has two siblings, Lexi and Holden.

2012-13 Individual Game-by-Game


Opponent	GS	Min	FG-FGA	Pct.	3PT-FGA	Pct.	FT-FTA	Pct.	OR-DR-TR	RPG	PF	A-APG	TO	BLK	STL	PTS	PPG
11-09 E. ILLINOIS	DNP																
11-12 MARSHALL																	
11-16 at Indiana																	
11-20 at IUPUI																	
11-25 BELMONT																	
11-29 at Saint Louis																	
12-04 N. ILLINOIS																	
12-07 UIC																	
12-16 at UT Martin																	
12-18 CHICAGO ST.																	
12-22 at Butler																	
01-04 BRADLEY																	
01-06 UNI																	
01-11 at Drake																	
01-13 at Creighton																	
01-17 S. ILLINOIS																	
01-19 EVANSVILLE																	
01-25 at Illinois St.																	
02-01 at Missouri St.																	
02-03 at Wichita St.																	
02-08 CREIGHTON																	
02-10 DRAKE																	
02-14 at Evansville																	
02-16 at S. Illinois																	
02-24 ILLINOIS ST.																	
03-01 MISSOURI ST.																	
03-03 WICHITA ST.																	
03-07 at UNI																	
03-09 at Bradley																	
03-14-17 at MVCT																	

2012-13 GAME HIGHS

Points - N/A	FG made - N/A
Rebounds - N/A	3PT made - N/A
Assists - N/A	FT made - N/A
Steals - N/A	Blocks - N/A

CAREER HIGHS

Points - N/A	FG made - N/A
Rebounds - N/A	3PT made - N/A
Assists - N/A	FT made - N/A
Steals - N/A	Blocks - N/A





ANDREA RADEMACHER



Redshirt Junior 6-3 Forward
 Borden, Ind. Borden HS

CAREER STATISTICS										
	GP/GS	FG-ATT	FG%	3PT-ATT	3PT%	FT-ATT	FT%	PPG	RPG	APG
2010-11	31/0	28-59	.475	5-9	.556	17-24	.708	2.5	1.4	0.2
2011-12	28/2	10-34	.294	3-10	.300	8-12	.667	1.1	1.0	0.1
2012-13	1/0	0-1	.000	0-0	.000	0-0	.000	0.0	2.0	0.0
Totals	60/2	38-94	.404	8-19	.421	25-36	.694	1.8	1.2	0.2

Personal - Born Andrea Nicole Rademacher on April 18, 1991 to Debbi and Terry Rademacher in Louisville, Ky. ... Has one sister, Allison ... Mother was a basketball player at Indiana University Southeast ... Father played baseball at the University of Evansville ... Majoring in business and is a student in the ISU Honors Program.

2012-13 Individual Game-by-Game

Opponent	GS	Min	FG-FGA	Pct.	3PT-FGA	Pct.	FT-FTA	Pct.	OR-DR-TR	RPG	PF	A-APG	TO	BLK	STL	PTS	PPG
11-09 E. ILLINOIS		7	0-1	.000	0-0	.000	0-0	.000	1-1-2	2.0	1	0-0.0	1	0	0	0	0.0
11-12 MARSHALL																	
11-16 at Indiana																	
11-20 at IUPUI																	
11-25 BELMONT																	
11-29 at Saint Louis																	
12-04 N. ILLINOIS																	
12-07 UIC																	
12-16 at UT Martin																	
12-18 CHICAGO ST.																	
12-22 at Butler																	
01-04 BRADLEY																	
01-06 UNI																	
01-11 at Drake																	
01-13 at Creighton																	
01-17 S. ILLINOIS																	
01-19 EVANSVILLE																	
01-25 at Illinois St.																	
02-01 at Missouri St.																	
02-03 at Wichita St.																	
02-08 CREIGHTON																	
02-10 DRAKE																	
02-14 at Evansville																	
02-16 at S. Illinois																	
02-24 ILLINOIS ST.																	
03-01 MISSOURI ST.																	
03-03 WICHITA ST.																	
03-07 at UNI																	
03-09 at Bradley																	
03-14-17 at MVCT																	

2012-13 GAME HIGHS

Points - N/A FG made - N/A
 Rebounds - 2, vs. Eastern Illinois on 11-09-12 3PT made - N/A
 Assists - N/A FT made - N/A
 Steals - N/A Blocks - N/A

CAREER HIGHS

Points - 14, vs. USC Upstate on 12-12-10 FG made - 6, vs. USC Upstate on 12-12-10
 Rebounds - 6, at Southern Illinois on 01-29-11 3PT made - 2, two times (last vs. Southern Illinois on 03-10-11)
 Assists - 2, vs. USC Upstate on 12-12-10 FT made - 6, vs. Southern Illinois on 02-25-11
 Steals - 2, at Michigan on 12-17-11 Blocks - 1, five times (last vs. Evansville on 12-30-11)





ANNA MUNN



Junior 5-10 Guard
 Indianapolis, Ind. Decatur Central HS

CAREER STATISTICS										
	GP/GS	FG-ATT	FG%	3PT-ATT	3PT%	FT-ATT	FT%	PPG	RPG	APG
2010-11	31/1	64-181	.354	40-107	.374	50-66	.758	7.0	2.7	1.2
2011-12	29/28	92-245	.376	53-139	.381	53-58	.914	10.0	4.4	2.5
2012-13	1/1	6-14	.429	2-7	.286	4-5	.800	18.0	1.0	4.0
Totals	61/30	162-440	.368	95-253	.375	107-129	.829	8.6	3.5	1.8

Personal - Born Anna Marie Munn on July 10, 1991, to Deanna and Randy Munn in Indianapolis ... has two sisters, Allison Hite and Aimee Munn ... her father, Randy, played football at Anderson University for two years ... majoring in Athletic Training.

2012-13 Individual Game-by-Game

Opponent	GS	Min	FG-FGA	Pct.	3PT-FGA	Pct.	FT-FTA	Pct.	OR-DR-TR	RPG	PF	A-APG	TO	BLK	STL	PTS	PPG
11-09 E. ILLINOIS	*	37	6-14	.429	2-7	.286	4-5	.800	1-0-1	1.0	1	4-4.0	3	2	1	18	18.0
11-12 MARSHALL																	
11-16 at Indiana																	
11-20 at IUPUI																	
11-25 BELMONT																	
11-29 at Saint Louis																	
12-04 N. ILLINOIS																	
12-07 UIC																	
12-16 at UT Martin																	
12-18 CHICAGO ST.																	
12-22 at Butler																	
01-04 BRADLEY																	
01-06 UNI																	
01-11 at Drake																	
01-13 at Creighton																	
01-17 S. ILLINOIS																	
01-19 EVANSVILLE																	
01-25 at Illinois St.																	
02-01 at Missouri St.																	
02-03 at Wichita St.																	
02-08 CREIGHTON																	
02-10 DRAKE																	
02-14 at Evansville																	
02-16 at S. Illinois																	
02-24 ILLINOIS ST.																	
03-01 MISSOURI ST.																	
03-03 WICHITA ST.																	
03-07 at UNI																	
03-09 at Bradley																	
03-14-17 at MVCT																	

2012-13 GAME HIGHS

Points - 18, vs. Eastern Illinois on 11-09-12 FG made - 6, vs. Eastern Illinois on 11-09-12
 Rebounds - 1, vs. Eastern Illinois on 11-09-12 3PT made - 2, vs. Eastern Illinois on 11-09-12
 Assists - 4, vs. Eastern Illinois on 11-09-12 FT made - 4, vs. Eastern Illinois on 11-09-12
 Steals - 1, vs. Eastern Illinois on 11-09-12 Blocks - 2, vs. Eastern Illinois on 11-09-12

CAREER HIGHS

Points - 20, three times (last at Bradley on 01-14-12) FG made - 7, at UIC on 12-02-11
 Rebounds - 12, vs. Illinois State on 01-06-12 3PT made - 5, three times (last at UIC on 12-02-11)
 Assists - 6, vs. Southern Illinois on 01-01-12 FT made - 8, at Evansville on 01-27-11
 Steals - 3, two times (last at Illinois State on 02-03-12) Blocks - 3, at Bradley on 01-14-12





RACHEAL MAHAN

34

Sophomore 6-1 Forward
 Mansfield, Ohio Mansfield HS

CAREER STATISTICS										
	GP/GS	FG-ATT	FG%	3PT-ATT	3PT%	FT-ATT	FT%	PPG	RPG	APG
2011-12	27/1	36-80	.450	0-0	.000	30-53	.566	3.8	2.9	0.2
2012-13	1/1	5-9	.556	0-0	.000	0-3	.000	10.0	10.0	0.0
Totals	28/2	41-89	.461	0-0	.000	30-56	.536	4.0	3.2	0.2

Personal - Born Racheal Janine Mahan on Nov. 1, 1992, to Jeannie and Gregg Mahan ... has one sister, Megan, and three brothers, Eddie, DaWayne and Brandon ... majoring in Business Management.

2012-13 Individual Game-by-Game

Opponent	GS	Min	FG-FGA	Pct.	3PT-FGA	Pct.	FT-FTA	Pct.	OR-DR-TR	RPG	PF	A-APG	TO	BLK	STL	PTS	PPG
11-09 E. ILLINOIS	*	32	5-9	.556	0-0	.000	0-3	.000	4-6-10	10.0	3	0-0.0	3	1	1	10	10.0
11-12 MARSHALL																	
11-16 at Indiana																	
11-20 at IUPUI																	
11-25 BELMONT																	
11-29 at Saint Louis																	
12-04 N. ILLINOIS																	
12-07 UIC																	
12-16 at UT Martin																	
12-18 CHICAGO ST.																	
12-22 at Butler																	
01-04 BRADLEY																	
01-06 UNI																	
01-11 at Drake																	
01-13 at Creighton																	
01-17 S. ILLINOIS																	
01-19 EVANSVILLE																	
01-25 at Illinois St.																	
02-01 at Missouri St.																	
02-03 at Wichita St.																	
02-08 CREIGHTON																	
02-10 DRAKE																	
02-14 at Evansville																	
02-16 at S. Illinois																	
02-24 ILLINOIS ST.																	
03-01 MISSOURI ST.																	
03-03 WICHITA ST.																	
03-07 at UNI																	
03-09 at Bradley																	
03-14-17 at MVCT																	

2012-13 GAME HIGHS

Points - 10, vs. Eastern Illinois on 11-09-12	FG made - 5, vs. Eastern Illinois on 11-09-12
Rebounds - 10, vs. Eastern Illinois on 11-09-12	3PT made - N/A
Assists - N/A	FT made - N/A
Steals - 1, vs. Eastern Illinois on 11-09-12	Blocks - 1, vs. Eastern Illinois on 11-09-12

CAREER HIGHS

Points - 12, vs. Drake on 01-22-12	FG made - 6, vs. Drake on 01-22-12
Rebounds - 10, vs. Eastern Illinois on 11-09-12	3PT made - N/A
Assists - 2, at Bradley on 01-14-12	FT made - 5, two times (last at So. Illinois on 03-01-12)
Steals - 2, at Bradley on 01-14-12	Blocks - 3, vs. Drake on 01-22-12





TRAVECIA FRANKLIN

44

Sophomore 5-9 Guard
 Columbus, Ohio Brookhaven HS

CAREER STATISTICS										
	GP/GS	FG-ATT	FG%	3PT-ATT	3PT%	FT-ATT	FT%	PPG	RPG	APG
2011-12	25/0	10-32	.313	0-0	.000	10-18	.556	1.2	1.2	0.3
2012-13	1/0	5-6	.833	0-0	.000	2-2	1.000	12.0	3.0	1.0
Totals	26/0	15-38	.395	0-0	.000	12-20	.600	1.6	1.3	0.3

Personal - Born Travecia Unique Franklin on Oct. 19, 1992, to Candice Franklin and Henry Parker ... has five siblings: Chaqujuane, Terrance, Moses, Chassidy and Sherrad ... majoring in Business and Marketing.

2012-13 Individual Game-by-Game

Opponent	GS	Min	FG-FGA	Pct.	3PT-FGA	Pct.	FT-FTA	Pct.	OR-DR-TR	RPG	PF	A-APG	TO	BLK	STL	PTS	PPG
11-09 E. ILLINOIS		24	5-6	.833	0-0	.000	2-2	1.000	0-3-3	3.0	2	1-1.0	1	0	2	12	12.0
11-12 MARSHALL																	
11-16 at Indiana																	
11-20 at IUPUI																	
11-25 BELMONT																	
11-29 at Saint Louis																	
12-04 N. ILLINOIS																	
12-07 UIC																	
12-16 at UT Martin																	
12-18 CHICAGO ST.																	
12-22 at Butler																	
01-04 BRADLEY																	
01-06 UNI																	
01-11 at Drake																	
01-13 at Creighton																	
01-17 S. ILLINOIS																	
01-19 EVANSVILLE																	
01-25 at Illinois St.																	
02-01 at Missouri St.																	
02-03 at Wichita St.																	
02-08 CREIGHTON																	
02-10 DRAKE																	
02-14 at Evansville																	
02-16 at S. Illinois																	
02-24 ILLINOIS ST.																	
03-01 MISSOURI ST.																	
03-03 WICHITA ST.																	
03-07 at UNI																	
03-09 at Bradley																	
03-14-17 at MVCT																	

2012-13 GAME HIGHS

Points - 12, vs. Eastern Illinois on 11-09-12 FG made - 5, vs. Eastern Illinois on 11-09-12
 Rebounds - 3, vs. Eastern Illinois on 11-09-12 3PT made - N/A
 Assists - 1, vs. Eastern Illinois on 11-09-12 FT made - 2, vs. Eastern Illinois on 11-09-12
 Steals - 2, vs. Eastern Illinois on 11-09-12 Blocks - N/A

CAREER HIGHS

Points - 12, vs. Eastern Illinois on 11-09-12 FG made - 5, vs. Eastern Illinois on 11-09-12
 Rebounds - 4, vs. Bradley on 02-10-12 3PT made - N/A
 Assists - 1, nine times (last vs. Eastern Illinois on 11-09-12) FT made - 3, vs. Wichita State on 02-26-12
 Steals - 3, at So. Illinois on 03-01-12 Blocks - N/A



Last Game: Indiana State 69, Eastern Illinois 39



Official Basketball Box Score -- Game Totals -- Final Statistics
Eastern Illinois vs Indiana State
 11-09-12 7:05 p.m. at Hulman Center (Terre Haute, Ind.)



Eastern Illinois 39 • 0-1

##	Player	f	Total			3-Ptr			Rebounds			PF	TP	A	TO	Blk	Stl	Min
			FG-FGA	FG-FGA	FT-FTA	FG-FGA	FG-FGA	FT-FTA	Off	Def	Tot							
10	OROSZOVA, Sabina	f	1-5	0-2	2-5				3	4	7	2	4	1	1	1	1	23
51	KING, Mariah	f	2-5	0-1	0-2				1	2	3	3	4	1	2	1	0	29
03	PAYNE, Katlyn	g	1-6	0-3	1-2				1	2	3	2	3	3	1	0	2	25
04	WYSS, Kelsey	g	2-6	2-4	0-2				0	1	1	3	6	1	2	0	0	31
15	NIXON, Ta'Kenya	g	4-13	2-2	2-4				1	2	3	2	12	5	4	1	2	35
01	WOOLFOLK, Danielle		1-1	1-1	0-0				0	0	0	3	3	0	0	0	0	4
22	CRUNK, Jordyne		1-6	1-3	0-0				0	0	0	0	3	0	4	0	0	16
32	SHUMPERT, Alece		0-3	0-2	0-0				0	0	0	1	0	0	0	0	0	4
33	MITCHELL, Sydney		0-5	0-2	0-0				1	3	4	0	0	0	1	0	0	13
40	OLSON, Taryn		2-2	0-0	0-0				0	2	2	0	4	0	2	0	0	17
54	WILLIS, DeAnna		0-0	0-0	0-1				0	2	2	0	0	0	0	0	0	3
Team									4	2	6							
Totals			14-52	6-20	5-16				11	20	31	16	39	11	17	3	5	200

FG % 1st Half: 4-25 16.0% 2nd half: 10-27 37.0% Game: 14-52 26.9%
 3FG % 1st Half: 0-6 0.0% 2nd half: 6-14 42.9% Game: 6-20 30.0%
 FT % 1st Half: 1-9 11.1% 2nd half: 4-7 57.1% Game: 5-16 31.3%

Deadball
Rebounds
7

Indiana State 69 • 1-0

##	Player	f	Total			3-Ptr			Rebounds			PF	TP	A	TO	Blk	Stl	Min
			FG-FGA	FG-FGA	FT-FTA	FG-FGA	FG-FGA	FT-FTA	Off	Def	Tot							
34	Mahan, Racheal	f	5-9	0-0	0-3				4	6	10	3	10	0	3	1	1	32
10	Valley, Jessica	g	1-7	0-1	2-2				5	7	12	1	4	4	1	1	2	33
21	Johnson, Kasey	g	1-6	1-2	0-2				0	1	1	3	3	3	1	1	0	16
23	Whitley, Taylor	g	5-10	1-3	3-3				1	5	6	1	14	5	2	0	4	34
33	Munn, Anna	g	6-14	2-7	4-5				1	0	1	1	18	4	3	2	1	37
00	Zurek, Natasha		1-3	0-0	0-0				0	3	3	0	2	4	2	0	1	10
03	Laramie, Marina		2-2	0-0	2-2				2	0	2	1	6	0	1	0	0	5
20	Haskins, Kalliste		0-0	0-0	0-0				0	0	0	0	0	0	0	0	0	2
32	Rademacher, Andrea		0-1	0-0	0-0				1	1	2	1	0	0	1	0	0	7
44	Franklin, Travecia		5-6	0-0	2-2				0	3	3	2	12	1	1	0	2	24
Team									2	5	7							
Totals			26-58	4-13	13-19				16	31	47	13	69	21	15	5	11	200

FG % 1st Half: 16-33 48.5% 2nd half: 10-25 40.0% Game: 26-58 44.8%
 3FG % 1st Half: 1-7 14.3% 2nd half: 3-6 50.0% Game: 4-13 30.8%
 FT % 1st Half: 3-7 42.9% 2nd half: 10-12 83.3% Game: 13-19 68.4%

Deadball
Rebounds
2

Officials: Andrew Bills, Alycia Dukes, David Stewart
 Technical fouls: Eastern Illinois-None. Indiana State-None.
 Attendance: 2668

Score by periods	1st	2nd	Total
Eastern Illinois	9	30	39
Indiana State	36	33	69

	In	Off	2nd	Fast	Bench
Points	Paint	T/O	Chance	Break	
EIU	10	9	4	6	10
INS	32	18	16	10	20

Last FG - EIU 2nd-01:23, INS 2nd-00:14.
 Largest lead - EIU by 2 1st-17:38, INS by 30 2nd-04:46.

Score tied - 2 times.
 Lead changed - 2 times.

2011-12 MVC Statistics

RECORD:	OVERALL	HOME	AWAY	NEUTRAL
ALL GAMES	9-9	6-3	3-6	0-0
CONFERENCE	9-9	6-3	3-6	0-0
NON-CONFERENCE	0-0	0-0	0-0	0-0

##	Player	gp-gs	min	avg	Total		3-Point		F-Throw		Rebounds			pf	dq	a	to	blk	stl	pts	avg			
					fg-fga	fg%	3fg-fga	3fg%	ft-fga	ft%	off	def	tot									avg		
13	Mattox, Deja	17-17	535	31.5	79-181	.436	32-69	.464	47-52	.904	22	54	76	4.5	38	1	14	39	8	19	237	13.9		
05	Thomas, Shannon	18-18	539	29.9	77-147	.524	0-0	.000	52-74	.703	41	111	152	8.4	53	2	22	53	25	15	206	11.4		
01	Schoen, Brittany	18-18	609	33.8	65-182	.357	47-139	.338	26-33	.788	1	35	36	2.0	36	0	30	36	4	21	203	11.3		
33	Munn, Anna	18-18	611	33.9	59-140	.421	31-77	.403	31-34	.912	27	62	89	4.9	34	0	48	30	7	15	180	10.0		
23	Whitley, Taylor	18-13	422	23.4	40-114	.351	4-14	.286	46-68	.676	29	28	57	3.2	40	2	50	42	0	32	130	7.2		
34	Mahan, Racheal	17-1	268	15.8	31-68	.456	0-0	.000	25-44	.568	19	45	64	3.8	39	0	5	26	7	7	87	5.1		
00	Zurek, Natasha	18-5	251	13.9	19-51	.373	2-4	.500	19-30	.633	18	34	52	2.9	37	2	32	34	3	21	59	3.3		
10	Valley, Jessica	9-0	121	13.4	6-26	.231	1-4	.250	4-7	.571	4	15	19	2.1	11	0	22	19	1	8	17	1.9		
44	Franklin, Travecia	16-0	124	7.8	4-19	.211	0-0	.000	6-12	.500	8	11	19	1.2	13	0	5	8	0	8	14	0.9		
32	Rademacher, Andrea	15-0	63	4.2	2-10	.200	2-4	.500	5-8	.625	2	6	8	0.5	11	0	1	7	1	0	11	0.7		
15	Oyer, Sadie	11-0	38	3.5	0-2	.000	0-0	.000	2-3	.667	3	4	7	0.6	6	0	1	2	3	1	2	0.2		
11	Gunning, Nikki	7-0	19	2.7	0-5	.000	0-4	.000	0-0	.000	0	2	2	0.3	1	0	0	3	0	0	0	0.0		
Team											36	47	83											
Total.....		18	3600		382-945	.404	119-315	.378	263-365	.721	210	454	664	36.9	319	7	230	305	59	147	1146	63.7		
Opponents.....		18	3600		402-1023	.393	91-317	.287	241-350	.689	231	421	652	36.2	315	4	219	263	69	149	1136	63.1		

TEAM STATISTICS	INS	OPP	Date	Opponent	Score	Att.
SCORING	1146	1136	* 12-30-11	EVANSVILLE	w 73-54	3096
Points per game	63.7	63.1	* 01-01-12	SOUTHERN ILLINOIS	w 72-66	3230
Scoring margin	+0.6	-	* 01-06-12	ILLINOIS STATE	w 67-53	3139
FIELD GOALS-ATT	382-945	402-1023	* 01-12-12	at UNI	w 68-62	901
Field goal pct	.404	.393	* 01-14-12	at Bradley	L 58-79	881
3 POINT FG-ATT	119-315	91-317	* 01-20-12	CREIGHTON	L 62-64	3113
3-point FG pct	.378	.287	* 01-22-12	DRAKE	L 59-67	3051
3-pt FG made per game	6.6	5.1	* 01-27-12	at Missouri State	L 70-84	3563
FREE THROWS-ATT	263-365	241-350	* 01-29-12	at Wichita State	L 63-74	1961
Free throw pct	.721	.689	* 02-03-12	at Illinois State	L 67-78	1582
F-Throws made per game	14.6	13.4	* 02-10-12	BRADLEY	w 77-60	3144
REBOUNDS	664	652	* 02-12-12	UNI	w 71-60	3701
Rebounds per game	36.9	36.2	* 02-17-12	at Drake	L 43-60	1687
Rebounding margin	+0.7	-	* 02-19-12	at Creighton	L 48-63	927
ASSISTS	230	219	* 02-24-12	MISSOURI STATE	L 58-68	3517
Assists per game	12.8	12.2	* 02-26-12	WICHITA STATE	w 63-51	3366
TURNOVERS	305	263	* 03-01-12	at Southern Illinois	w 69-46	322
Turnovers per game	16.9	14.6	* 03-03-12	at Evansville	w 58-47	687
Turnover margin	-2.3	-				
Assist/turnover ratio	0.8	0.8	^ = Preseason WNIT			
STEALS	147	149	* = Conference game			
Steals per game	8.2	8.3				
BLOCKS	59	69				
Blocks per game	3.3	3.8				
ATTENDANCE	29357	12511				
Home games-Avg/Game	9-3262	9-1390				
Neutral site-Avg/Game	-	0-0				

Score by Periods	1st	2nd	Totals
Indiana State	554	592	1146
Opponents	525	611	1136

2011-12 Overall Statistics

RECORD:	OVERALL	HOME	AWAY	NEUTRAL
ALL GAMES	15-16	10-4	5-11	0-1
CONFERENCE	9-9	6-3	3-6	0-0
NON-CONFERENCE	6-7	4-1	2-5	0-1

#	Player	gp-gs	min	avg	Total		3-Point		F-Throw		Rebounds			pf	dq	a	to	blk	stl	pts	avg	
					fg-fga	fg%	3fg-fga	3fg%	ft-fta	ft%	off	def	tot									
05	Thomas, Shannon	31-31	950	30.6	141-270	.522	0-0	.000	103-160	.644	80	196	276	8.9	86	3	43	95	51	20	385	12.4
13	Mattox, Deja	30-28	920	30.7	124-295	.420	49-112	.438	74-86	.860	33	93	126	4.2	64	1	33	67	16	40	371	12.4
01	Schoen, Brittany	31-31	1064	34.3	110-319	.345	78-241	.324	39-48	.813	4	67	71	2.3	62	0	49	62	4	41	337	10.9
33	Munn, Anna	29-28	958	33.0	92-245	.376	53-139	.381	53-58	.914	40	88	128	4.4	59	0	72	54	10	23	290	10.0
23	Whitley, Taylor	20-15	471	23.6	45-127	.354	4-17	.235	56-79	.709	30	29	59	3.0	43	2	55	49	0	38	150	7.5
34	Mahan, Racheal	27-1	351	13.0	36-80	.450	0-0	.000	30-53	.566	25	54	79	2.9	48	0	6	30	7	8	102	3.8
00	Zurek, Natasha	31-16	526	17.0	38-102	.373	3-17	.176	38-55	.691	33	64	97	3.1	64	3	61	78	8	36	117	3.8
10	Valley, Jessica	21-0	353	16.8	17-78	.218	2-21	.095	9-17	.529	9	35	44	2.1	40	1	54	57	4	19	45	2.1
44	Franklin, Travecia	25-0	195	7.8	10-32	.313	0-0	.000	10-18	.556	12	18	30	1.2	21	0	8	13	0	9	30	1.2
32	Rademacher, Andrea	28-2	216	7.7	10-34	.294	3-10	.300	8-12	.667	7	20	27	1.0	23	0	5	20	2	4	31	1.1
11	Gunning, Nikki	11-0	38	3.5	4-13	.308	2-9	.222	0-0	.000	0	3	3	0.3	1	0	0	3	0	0	10	0.9
15	Oyer, Sadie	22-3	158	7.2	1-10	.100	0-2	.000	5-9	.556	6	11	17	0.8	24	0	3	12	5	4	7	0.3
Team											64	82	146				11					
Total.....		31	6200		628-1605	.391	194-568	.342	425-595	.714	343	760	1103	35.6	535	10	389	551	107	242	1875	60.5
Opponents.....		31	6200		701-1747	.401	160-515	.311	402-593	.678	393	739	1132	36.5	522	6	396	468	105	292	1964	63.4

TEAM STATISTICS	INS	OPP	Date	Opponent	Score	Att.	
SCORING	1875	1964	^ 11-11-11	DETROIT	w 64-62	2525	
Points per game	60.5	63.4	^ 11-13-11	at Notre Dame	L 34-99	8157	
Scoring margin	-2.9	-	^ 11-18-11	CHATTANOOGA	L 54-75	771	
FIELD GOALS-ATT	628-1605	701-1747	11-22-11	IUPUI	w 65-40	3156	
Field goal pct	.391	.401	11-27-11	at Belmont	L 59-69	329	
3 POINT FG-ATT	194-568	160-515	11-30-11	UT MARTIN	w 66-55	2317	
3-point FG pct	.342	.311	12-02-11	at UIC	w 75-59	598	
3-pt FG made per game	6.3	5.2	12-06-11	BUTLER	w 49-46	2899	
FREE THROWS-ATT	425-595	402-593	12-10-11	at Eastern Illinois	L 60-75	857	
Free throw pct	.714	.678	12-17-11	at Michigan	L 44-72	1457	
F-Throws made per game	13.7	13.0	12-20-11	at Chicago State	w 67-59	216	
REBOUNDS	1103	1132	12-22-11	at Northern Illinois	L 43-47	597	
Rebounds per game	35.6	36.5	* 12-30-11	EVANSVILLE	w 73-54	3096	
Rebounding margin	-0.9	-	* 01-01-12	SOUTHERN ILLINOIS	w 72-66	3230	
ASSISTS	389	396	* 01-06-12	ILLINOIS STATE	w 67-53	3139	
Assists per game	12.5	12.8	* 01-12-12	at UNI	w 68-62	901	
TURNOVERS	551	468	* 01-14-12	at Bradley	L 58-79	881	
Turnovers per game	17.8	15.1	* 01-20-12	CREIGHTON	L 62-64	3113	
Turnover margin	-2.7	-	* 01-22-12	DRAKE	L 59-67	3051	
Assist/turnover ratio	0.7	0.8	* 01-27-12	at Missouri State	L 70-84	3563	
STEALS	242	292	* 01-29-12	at Wichita State	L 63-74	1961	
Steals per game	7.8	9.4	* 02-03-12	at Illinois State	L 67-78	1582	
BLOCKS	107	105	* 02-10-12	BRADLEY	w 77-60	3144	
Blocks per game	3.5	3.4	* 02-12-12	UNI	w 71-60	3701	
ATTENDANCE	41025	26299	* 02-17-12	at Drake	L 43-60	1687	
Home games-Avg/Game	14-2930	16-1545	* 02-19-12	at Creighton	L 48-63	927	
Neutral site-Avg/Game	-	1-1577	* 02-24-12	MISSOURI STATE	L 58-68	3517	
			* 02-26-12	WICHITA STATE	w 63-51	3366	
Score by Periods	1st	2nd	Totals	* 03-01-12	at Southern Illinois	w 69-46	322
Indiana State	925	950	1875	* 03-03-12	at Evansville	w 58-47	687
Opponents	947	1017	1964	\$ 03-09-12	vs Wichita State	L 49-70	1577

^ = Preseason WNIT
 * = Conference game
 \$ = State Farm MVC Tournament

2012-13 Overall Statistics

RECORD:	OVERALL	HOME	AWAY	NEUTRAL
ALL GAMES	1-0	1-0	0-0	0-0
CONFERENCE	0-0	0-0	0-0	0-0
NON-CONFERENCE	1-0	1-0	0-0	0-0

#	Player	gp-gs	min	avg	Total		3-Point		F-Throw		Rebounds				a	to	blk	stl	pts	avg			
					fg-fga	fg%	3fg-fga	3fg%	ft-fta	ft%	off	def	tot	avg							pf	dq	
33	Munn, Anna	1-1	37	37.0	6-14	.429	2-7	.286	4-5	.800	1	0	1	1.0	1	0	4	3	2	1	18	18.0	
23	Whitley, Taylor	1-1	34	34.0	5-10	.500	1-3	.333	3-3	1.000	1	5	6	6.0	1	0	5	2	0	4	14	14.0	
44	Franklin, Travecia	1-0	24	24.0	5-6	.833	0-0	.000	2-2	1.000	0	3	3	3.0	2	0	1	1	0	2	12	12.0	
34	Mahan, Racheal	1-1	32	32.0	5-9	.556	0-0	.000	0-3	.000	4	6	10	10.0	3	0	0	3	1	1	10	10.0	
03	Laramie, Marina	1-0	5	5.0	2-2	1.000	0-0	.000	2-2	1.000	2	0	2	2.0	1	0	0	1	0	0	6	6.0	
10	Valley, Jessica	1-1	33	33.0	1-7	.143	0-1	.000	2-2	1.000	5	7	12	12.0	1	0	4	1	1	2	4	4.0	
21	Johnson, Kasey	1-1	16	16.0	1-6	.167	1-2	.500	0-2	.000	0	1	1	1.0	3	0	3	1	1	0	3	3.0	
00	Zurek, Natasha	1-0	10	10.0	1-3	.333	0-0	.000	0-0	.000	0	3	3	3.0	0	0	4	2	0	1	2	2.0	
20	Haskins, Kalliste	1-0	2	2.0	0-0	.000	0-0	.000	0-0	.000	0	0	0	0.0	0	0	0	0	0	0	0	0.0	
32	Rademacher, Andrea	1-0	7	7.0	0-1	.000	0-0	.000	0-0	.000	1	1	2	2.0	1	0	0	1	0	0	0	0.0	
Team											2	5	7										
Total.....		1	200		26-58	.448	4-13	.308	13-19	.684	16	31	47	47.0	13	0	21	15	5	11	69	69.0	
Opponents.....		1	200		14-52	.269	6-20	.300	5-16	.313	11	20	31	31.0	16	0	11	17	3	5	39	39.0	

TEAM STATISTICS	INS	OPP	Date	Opponent	Score	Att.
SCORING	69	39	11-09-12	EASTERN ILLINOIS	w 69-39	2668
Points per game	69.0	39.0				
Scoring margin	+30.0	-				
FIELD GOALS-ATT	26-58	14-52	* - Conference game			
Field goal pct	.448	.269				
3 POINT FG-ATT	4-13	6-20				
3-point FG pct	.308	.300				
3-pt FG made per game	4.0	6.0				
FREE THROWS-ATT	13-19	5-16				
Free throw pct	.684	.313				
F-Throws made per game	13.0	5.0				
REBOUNDS	47	31				
Rebounds per game	47.0	31.0				
Rebounding margin	+16.0	-				
ASSISTS	21	11				
Assists per game	21.0	11.0				
TURNOVERS	15	17				
Turnovers per game	15.0	17.0				
Turnover margin	+2.0	-				
Assist/turnover ratio	1.4	0.6				
STEALS	11	5				
Steals per game	11.0	5.0				
BLOCKS	5	3				
Blocks per game	5.0	3.0				
ATTENDANCE	2668	0				
Home games-Avg/Game	1-2668	0-0				
Neutral site-Avg/Game	-	0-0				

Score by Periods	1st	2nd	Totals
Indiana State	36	33	69
Opponents	9	30	39



#00 Natasha Zurek
So. -- St. John, Ind.



#3 Marina Laramie
Fr. -- O'Fallon, Mo.



#10 Jessica Valley
So. -- Lafayette, Ind.



#20 Kalliste Haskins
Fr. -- Indianapolis, Ind.



#21 Kasey Johnson
Fr. -- Plainfield, Ind.



#22 Jasmine Harris
So. -- Toronto, Ontario



#23 Taylor Whitley
Sr. -- Geneva, Ill.



#31 Makenzi Reazor
Fr. -- Fortville, Ind.



#32 Andrea Rademacher
R-Jr. -- Borden, Ind.



#33 Anna Munn
Jr. -- Indianapolis, Ind.



#34 Racheal Mahan
So. -- Mansfield, Ohio



#44 Travecia Franklin
So. -- Columbus, Ohio

Pronunciation Guide

#00 Natasha Zurek -- Zur-ick

#32 Andrea Rademacher -- ROD-uh-maker

#3 Marina Laramie -- Ma-REE-nah

#34 Rachel Mahan -- MAY-han

#20 Kalliste Haskins -- Ka-LEE-st

#44 Travecia Franklin -- Tra-vee-cee-uh

#31 Makenzi Reazor -- REE-sir

HC Teri Moren -- More-in



Head Coach Teri Moren
3rd Season at ISU