

DRE KNOX

DEJUAN ALFONZO

WAYNE DAVIS

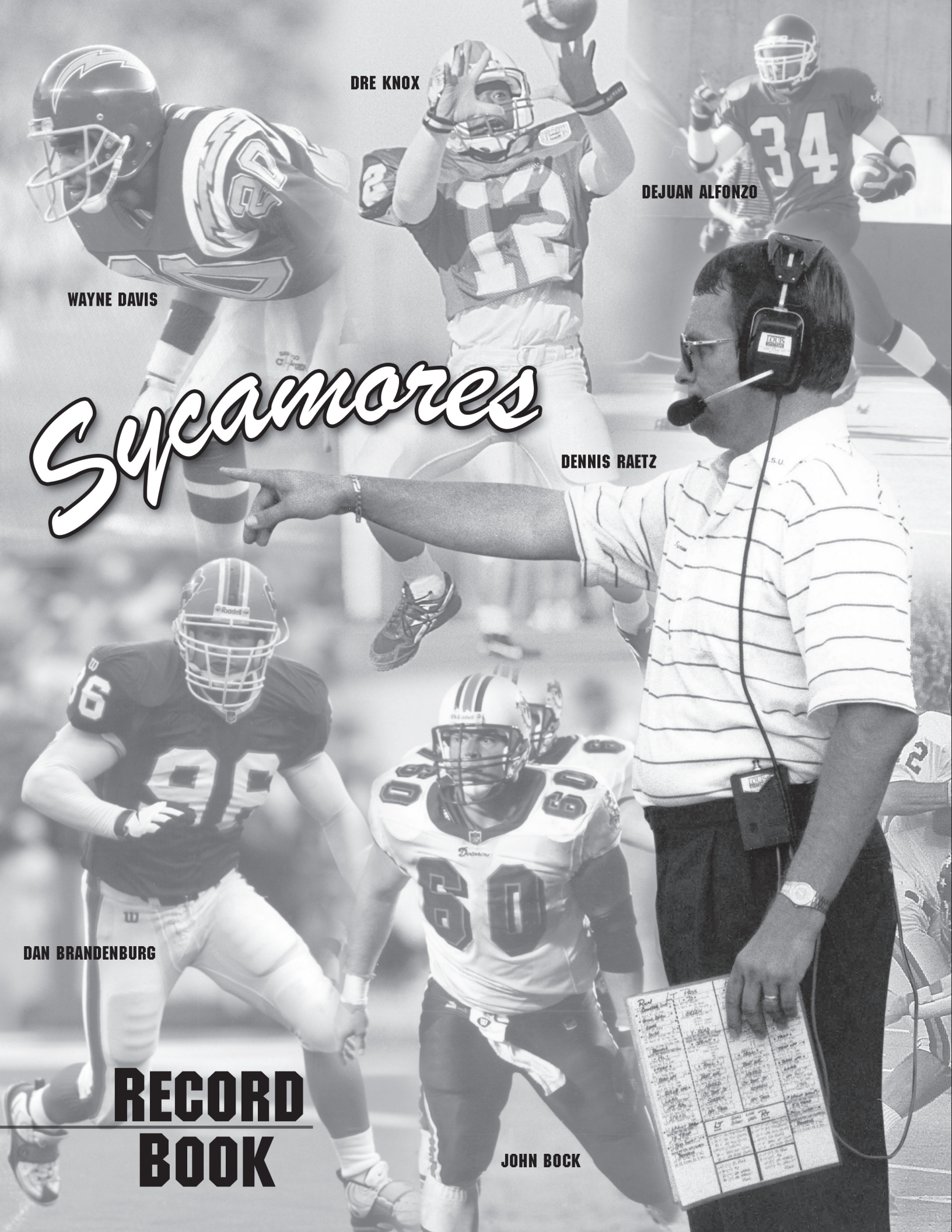
# Sycamores

DENNIS RAETZ

DAN BRANDENBURG

# RECORD BOOK

JOHN BOCK



## All-Americans

1967	Jeff Keller, DE (1st-AFC)
1972	Bobby Poss, OG (2nd-AP)
1975	Chris Hicks, OT (1st-AFC)
1976	Vincent Allen, RB (1st-AFC)
1983	Ed Martin, DE (1st-AFC)
1984	Wayne Davis, DB (1st-AFC)
1985	Vencie Glenn, DB (1st-AFC)
1986	Mike Simmonds, OT (1st-AFC)
1990	Charles Swann, WR (3rd-AP) Derrick Franklin, RB (3rd-AP)
1991	Derrick Franklin, RB (1st-WC, TSN; 2nd-AP, DHFG) Charles Swann, WR (HM-TSN, DHFG)
1992	David Wright, RB (2nd-AP)
1993	Shawn Moore, OG (1st-AFC; 3rd-AP)
1994	Dan Brandenburg, DT (1st-AFC; 2nd-AP, DHFG)
1995	Dan Brandenburg, DT (1st-TSN, AFQ; 3rd-AP; HM-DHFG) Chris Libaire, LB (2nd-DHFG) Tom Allison, PK (1st-DHFG)
1996	Richard Moss, LB (3rd-AP; HM-DHFG)
1997	Kyle Bibbs, OLB (3rd-DHFG) Joe Dunn, ILB (HM-DHFG) Robert High, FS (3rd-TSN, DHFG) Shannon Jackson, DT (3rd-DHFG)
1998	Troy Lefevra, DE (1st-DHFG) DeJuan Alfonzo, DB, RS (HM-DHFG)
1999	DeJuan Alfonzo, DB/RS (1st-AFCA, TSN; 3rd-AP) Shannon Jackson, DE (3rd-TSN)
2001	Richard Harris, DL (HM-DHFG) Terrance Miles, DB (HM-DHFG) Julian Reese, QB (HM-DHFG)
2002	Dietrich Lapsely, LB (2nd-DHFG) Soso Dede, KR (3rd-DHFG) Richard Harris, DL (3rd-DHFG)
2003	Kyle Mitchell, DE (3rd-DHFG)
2005	Jamie Petrowski (3rd-AP, 3rd-TSN)


Key Abbreviations: AFCA—American Football Coaches Association; AP—Associated Press; DHFG—Don Hansen's; TSN—Football Gazette; TSN—The Sports Network; WC—Walter Camp.

## All-Gateway Conference

1986	Mike Simmonds, OT Steve McKeel, DB Troy Johnson, LB Tim Cunningham, LB Chuck Standiford, P
1987	Pete Endre, OT Steve McKeel, DB Gary Cannon, WR
1988	Steve Elmlinger, WR Tori Vactor, RB Ken Hopp, LB Troy Mickens, DB
1989	Rodney Porter, TE Mark Bertram, DT
1990	Derrick Franklin, RB Charles Swann, WR
1991	Eric Christensen, LB Derrick Franklin, RB Charles Swann, WR
1992	Dyrrah Christon, NG David Wright, RB
1993	Dan Brandenburg, DT Von Ganaway, FS Tim Giebels, OT Shawn Moore, OG David Wright, RB
1994	Dan Brandenburg, DT Dustin Rusch, DT
1995	Dan Brandenburg, DT
1996	Dre Knox, DB Richard Moss, LB
1997	Robert High, FS Shannon Jackson, DT
1998	DeJuan Alfonzo, DB Troy Lefevra, DE
1999	DeJuan Alfonzo, DB Shannon Jackson, DE Troy Lefevra, DE
2001	Richard Harris, DE
2002	Richard Harris, DE Dietrich Lapsley, LB Soso Dede, KR
2003	Ryan King, TE Kyle Mitchell, DE
2004	Kyle Mitchell, DE
2005	Sam Logan, WR Kyle Mitchell, DE Jamie Petrowski, TE
2007	Shonda Faulkner, LB

## All-Missouri Valley Conference

1977	Vincent Allen, RB Don Jackson, DB	1983	Dan Maher, LB Bob Koehne, OT Rich Dawson, C Jeff Miller, QB Ed Martin, DE Quintin Mikell, LB Kevin Ramsey, DB
1978	Gary Gamen, DT John Allman, DB	1984	Wayne Davis, DB Steve Buxton, OG Rich Dawson, C Jeff Miller, QB Darrold Clardy, RB Scott Bridges, PK Doug Arnold, NG Brad Verdun, DT
1979	Kirk Wilson, WR Eddie Ruffin, WR George DeTella, OT Reggie Allen, QB Gerry Gluscic, DE John Allman, DB	1985	Doug Arnold, QB Jeff Miller, QB Terry Bell, WR Vencie Glenn, DB Mike Simmonds, OG Kurt Bell, DE
1980	Hubert Moore, TE Eddie Ruffin, WR Mark Gradkowski, OG John Gaunt, DT Craig Shaffer, LB John Allman, DB		
1981	Hubert Moore, TE Kirk Wilson, WR Craig Shaffer, LB		
1982	Walter Seaphus, NG		
1982	Ed Martin, DE		



**DeJuan Alfonzo**

## All-Star Game Participants

**1981**—Craig Shaffer, LB  
(Blue-Gray)

**1982**—Kirk Wilson, WR  
(Senior Bowl)

**1985**—Vencie Glenn, DB  
(Blue-Gray)

**1986**—Vencie Glenn, DB  
(Senior Bowl)

**1990**—Steve Elmlinger, WR  
(Senior Bowl)


**1992**—Charles Swann, WR  
(Senior Bowl)  
Charles Swann, WR  
(Japan Bowl)

**1995**—Dan Brandenburg, DT  
(Blue-Gray)


**1999**—DeJuan Alfonzo, DB  
(All-Star Gridiron Classic)

**2005**—Blayne Baggett, QB  
(Magnolia Gridiron Classic)  
LaDrelle Bryant, LB  
(Magnolia Gridiron Classic)


**2006**—Kyle Hooper, PK  
(East Coast Bowl)  
Madison Miller, DE  
(East Coast Bowl)  
Carl Berman  
(Magnolia Gridiron Classic)



**Reggie Allen**



**Steve Elmlinger**



**Derrick Franklin**

## Missouri Valley Conference Players Of The Year

**1979**—Reggie Allen, QB (Offense)  
Gerry Gluscic, DE (Defense)

**1981**—Craig Shaffer, LB (Defense)

**1984**—Jeff Miller, QB (Offense)  
Wayne Davis, DB (Defense)

**1985**—Jeff Miller, QB (Offense)  
Vencie Glenn, DB (Defense)




**Craig Schaffer**

## Missouri Valley Conference Coach Of The Year

**1984**—Dennis Raetz

## Gateway Football Conference Player Of The Year

**1991**—Derrick Franklin, RB (Offense)



**Kirk Wilson**

## Sycamores In The Pros

YEAR	PLAYER (POS.)	ROUND	Team Originally Signed With
1935	Charles Bush, QB	Free Agent	Pittsburgh Pirates
1970	Jim Brumfield, RB	10th Round	New Orleans Saints
1980	Tunch Ilkin, OL	6th Round	Pittsburgh Steelers
	Gerry Gluscic, OLB	Free Agent	Pittsburgh Steelers
1981	John Allman, DB	Free Agent	St. Louis Cardinals
1982	Craig Shaffer, LB	6th Round	St. Louis Cardinals
	Kirk Wilson, WR	Free Agent	New England Patriots
	Eric Robinson, RB	Free Agent	Minnesota Vikings
1983	Mike Johannes, P	Free Agent	St. Louis Cardinals
	James Banks, RB	Free Agent	Cleveland Browns
1984	Ed Martin, OLB	7th Round	Dallas Cowboys
	Kevin Ramsey, DB	Free Agent	Indianapolis Colts
	Walter Seaphus, DL	Free Agent	Indianapolis Colts
	Chris Delaplaine, OL	Free Agent	Dallas Cowboys
	Sam Suggs, DB	Free Agent	Baltimore Stars (USFL)
1985	Wayne Davis, DB	2nd Round	San Diego Chargers
	Steve Buxton, OL	8th Round	Chicago Bears
	Rick Dwenger, RB	Free Agent	Indianapolis Colts
	Rich Dawson, OL	Free Agent	St. Louis Cardinals
	Darold Clardy, RB	Free Agent	Saskatchewan (CFL)
1986	*Vencie Glenn, DB	2nd Round	New England Patriots
	Jeff Miller, QB	Free Agent	Chicago Bears
	Terry Bell, WR	Free Agent	Montreal (CFL)
	Bobby Boyce, OLB	Free Agent	St. Louis Cardinals
1987	Troy Johnson, LB	Free Agent	New York Jets
	Jeff Rebhan, OL	Free Agent	St. Louis Cardinals
	Mike Simmonds, OL	10th Round	Tampa Bay Buccaneers
	Tim Cunningham, LB	Free Agent	New Orleans Saints
1988	Keith Mullen, DB	Free Agent	Atlanta Falcons
1989	Darrow Ramsey, WR	Free Agent	Saskatchewan (CFL)
1990	Lavent Blaylock, DB	Free Agent	Seattle Seahawks
	Steve Elmlinger, WR	Free Agent	Chicago Bears
1991	Kip Beach, OL	Free Agent	New York Jets
	John Story, WR	Free Agent	Denver Broncos
1992	Anthony Booker, OT	Free Agent	Green Bay Packers
	Doug Dutton, DT	Free Agent	Phoenix Cardinals
	Derrick Franklin, RB	Free Agent	Indianapolis Colts
	Charles Swann, WR	12th Round	New York Giants
1993	Byron Porter, OLB	Free Agent	Shreveport (AFL)
1994	John Bock, C	Free Agent	Buffalo Bills
1995	Dan Brandenburg, DE	7th Round	Buffalo Bills
	Omari Mangrum, OT	Free Agent	Jacksonville Jaguars
	David Wright, RB	Free Agent	Montreal (CFL)
2001	DeJuan Alfonzo, DB	Free Agent	Indianapolis (AFL)
	Sylvester Moore	Free Agent	Montreal (CFL)
2003	Richard Harris, DT	Free Agent	Tennessee Titans
2004	Matt Griebel, OL	Free Agent	Indianapolis Colts
2006	<b>Jamie Petrowski</b>	<b>Free Agent</b>	<b>Tennessee Titans</b>
	LaDrelle Bryant	Free Agent	Calgary (CFL)
2007	Carl Berman	Free Agent	Washington Redskins

**BOLD Denotes On Active Roster (as of June 2008)**





Jones, Clifton	2000	Kusmiz, Kirk	1973, 1974, 1975	McCarthy, D.J.	2006	McGrone, Bryan	1990, 1991	Morton, Darryl	2002, 2003, 2004, 2005
Jones, Eric	1990	Kusnak, Mike	1968	Macri, Pete	1988, 1989, 1990, 1992	McGuire, Dennie	1979	Morton, Dewey	1972
Jones, John Paul	1976, 1977, 1978	Kyle, Fred	1939	Macy, Cary	1979, 1980, 1981	McGuire, Paul	2005	Mosely, Ryan	2004
Jones, Josh	2006, 2007			Maddling, David	1964, 1965, 1966	McIntosh, Mark	1972, 1973	Moskett, Bob	1976, 1977
Jones, Pat	1961, 1962, 1963			Madison, Winfrey	1964, 1965, 1966	McIntyre, Rob	1982, 1983, 1984, 1985	Moss, Richard	1993, 1994, 1995, 1996
Jones, Steve	1966, 1967	Lahey, Steve	1978	Madura, Richard	1995, 1996, 1997	McKeel, Steve	1984, 1985, 1986, 1987	Mullen, Keith	1984, 1985
Jordan, Harvey	1945	Lamb	1923	Maehling, Bob	1946	McKenney, Dave	1970, 1971, 1972	Mullen, Kenneth	1990, 1991, 1992
Jordan, John	2004, 2005	Lambdin, Louis	1951, 1952, 1953	Maher, Dan	1979, 1980, 1981, 1982	McLaughlin, Jamie	1984, 1985, 1986, 1987	Mullen, Richard	1944
Jordan, Patrick	2000, 2001, 2002, 2003	Lambert, August	1946, 1947, 1948	Mailo, Anipati	2004, 2005	McMannus, David	2004, 2005	Mullis, Kenneth	1939
Jordan, Tim	1988, 1989, 1990, 1991	Lambert, Ross	1946	Majewski, Tom	1966, 1967, 1968	McMurtrey, John	1952, 1953	Mulvihill, Edward	1935, 1936
Juillerat, James	1988, 1989, 1990, 1991	Lamz, Tyler	2006	Maki, Steve	1989, 1990	McNair, Richard	1958, 1959, 1960	Murdock, Gordon	1950
Jurbala, Bill	1970	Lance, Lymon	1956	Mallioros, John	1971, 1972, 1973	McNelly, Rod	1979	Murphy, Bill	1959
		Landers, Charles	1940	Maloof, Mike	1933	McPherron, Richard	1920	Murphy, Dan	1976
		Landini, Vince	1983, 1984	Mamolite, Richard	1964	McPherson, William	1927	Murphy, Reilly	2006, 2007
		Lane, Jason	1999	Mancuso, Dan	1973	Meadows, Jerry	1952, 1953	Murphy, Rick	1971, 1972, 1973
		Lankford, Denny	1966	Mandel, Andy	1974	Medlock	1905	Murray, Dick	1957
		LaNoue, Jack	1943	Mangrum, Omari	1994, 1995	Meehan, John	1975	Murray, Marty	1975, 1976, 1977
		Lapsley, Dietrich	1999, 2000, 2001, 2002	Mann, John	1946, 1947, 1948	Megyesi, Mike	1999, 2000, 2001, 2002	Myers, Claude	1947, 1948
		Larimore, Jeff	1975, 1976, 1977	Mann, Thomas	1940	Mench, Leo	1943	Myers, Harold	1946, 1947, 1948
		Larkin, Chet	1931, 1932, 1933	Manwaring, Kent	1968, 1969, 1970	Meneeley, Jack	1965	Myers, Jim	1972, 1973, 1974, 1975
		Lasher, Myron	1949	Marcum, Brian	1983	Menke, Steve	1985	Myers, Wilbur	1946, 1947, 1948
		Lauriston, Chamard	1997	Marra, Sam	1969, 1970	Menn, Ted	1960	Mylan, Tom	1971
		Lawson, Gordon	1982	Marsano, Anthony	2006	Merrill, Mike	1961, 1962		
		Lawrence, Richard	1996, 1997	Marshall, Mark	1987, 1988	Merriwether, Ryan	2000, 2001, 2002		
		Leafgreen, Charles	1937	Martin, Chet	1928, 1929	Mervar, Joseph	1962, 1963, 1964		
		Leavitt, Franklin	1937, 1938, 1939	Martin, David	2001	Metskar	1902		
		Kegebein, Steve	1990	Martin, Donald	1987, 1988, 1989	Meyer, Dick	1970, 1971, 1972	Nace, Mike	1984, 1985, 1986
		Keglovits, Mike	1972, 1973, 1974	Martin, Ed	1980, 1981, 1982, 1983	Meyers, Bill	1978	Naves, Markus	2004, 2005
		Keller, Jeff	1967, 1968, 1969	Martin, Eric	1997, 1998, 1999, 2000	Meyers, Paul	1950	Needham, Fred	1935, 1936
		Kelley, Woodrow	1965, 1966	Martin, Heber	1909	Michael, Evan	1989, 1990	Nelson, Darren	1984, 1985
		Kelly, Bill	1945	Martin, Jack	1905	Mickens, Troy	1987, 1988, 1989, 1990	Nelson, Matt	1998, 1999
		Kelly, Eric	1990	Martin, Patrick	1990	Mickleozek, John	1936	Nelson, Mike	1992, 1993, 1994
		Kelly, Tom	1970	Martin, Richard	1940	Middlebrooks, Darius	2007	Nesbitt, John	1964, 1965
		Kendall, Bill	1933	Martin, Steve	1958, 1959	Middlekauff, Cal	1930, 1931	Nettesheim, David	1944
		Kendall, Timon	1967, 1968, 1969	Martin, William	1984, 1985, 1986, 1987	Miklozek, Frank	1966	Newcomb, Guy	1972
		Kennedy, C.	1940	Marz, Barry	1968	Miklozek, John	1933, 1934, 1935	Newhouse, Philip	1964
		Kennedy, Ray	1972, 1973, 1974	Mason, Regis	1981, 1982, 1983, 1984	Milam, Lester	1937	Newlin, Chris	1990
		Kennedy, Ron	1972, 1973, 1974	Massey, James	1977, 1978, 1980	Milazzo, Tony	1954, 1955	Newman, Dan	1985, 1986, 1987
		Kennedy, Terry	1966, 1967	Masulovich, Robert	1951, 1952, 1953, 1954, 1955	Milender, Mark	1972	Nichols, Mike	1995, 1996, 1997
		Kessler, Don	1961	Matafin, Greg	1967, 1968, 1969	Miles, Trent	2000, 2001, 2002, 2003	Nickles, Charles	1949
		Ketchum, Tom	1931, 1932	Matthews, Max	2000, 2001, 2002	Miles, Trent	1983, 1984, 1985, 1986	Nicol, David	1990, 1991, 1992
		Ketner, Vern	1949, 1956	Mattick, Steve	1961, 1963	Milewski, Ron	1959, 1960, 1961	Nikirk, Brad	1985
		Killion, Herschel	1951, 1954, 1955	Mattox, Ellis	1901, 1904	Miley, Les	1956	Nobblitt	1901
		Kilpatrick, Ed	1970	Matulich, Lawrence	1944	Miller, Doug	1974, 1975, 1976	Nobblitt, Kevin	1975
		Kimball, Anthony	1982, 1983, 1984, 1985	Matyas, Martin	1972, 1973, 1974	Miller, Jeff	1982, 1983, 1984, 1985	Nolan, Deal	1944
		Kimbrough, Curtis	1981	Matyas, Mike	1972, 1973, 1974	Miller, Kurt	1951	Noone, Chris	1991, 1992
		Kimbrough, Gregg	1982, 1983, 1984, 1985	Matz, Dave	1965, 1967	Miller, Mark	1980, 1982, 1983, 1984	Norris	1897
		Kimbrough, Steve	1990	Mauro, Jay	1967, 1968	Miller, Mike	1984, 1985, 1986, 1987	North, Gerald	1968, 1969, 1970
		Kimmel	1898	Mauser, Augie	1956	Miller, Tristan	2006	Norton, Dewey	1970, 1971, 1972
		Kindall, Timon	1967	Mavity, Arthur	1897, 1901	Millington, Dan	2006, 2007	Novack, Jim	1970, 1971, 1972
		King, Ryan	2001, 2002, 2003	Maxey, Rob	1987	Milne, Bob	1975, 1976	Novakovich, Jim	1974, 1975, 1976
		Kinneman, Jim	1970	May, Oliver	1931, 1932, 1933	Milovac, Dave	1971	Nugent, Milton	1909
		Kinsey, Rex	1986	Mayberry, Torrance	1930, 1931, 1932	Mimms, Delbert	1997, 1998, 1999	Nugent, Ray	1979
		Kirk, Tom	1959	Mayfield, Frank	2006, 2007	Minett, Gaylor	1986	Nutt, G.	1944
		Kirkendoll, J.R.	2006, 2007	Mayhew, Larry	1998, 1999	Mish, Stan	1970		
		Kissel, Frank	1951	McAtee, James	1973	Mitchell, Don	1956		
		Kixmiller, Jared	1997, 1998, 1999	McCamish, Dave	1946	Mitchell, Kyle	2002, 2003, 2004, 2005		
		Klawun, R.	1943	McCann, Dan	1962	Mitchell, Mark	1977		
		Klein, Jeff	1986	McCauley, Ed	1962	Mitchell, Mark	1977		
		Klein, Ken	1976, 1977, 1979, 1980	McClain, Mike	1972	Mitz, Bill	1904, 1909		
		Klepfler	1904	McClellan, Larry	1957	Mobley, Chris	2006, 2007		
		Klink, Dean	1966, 1967, 1968	McCleskey, Donye	2006, 2007	Mock, Dave	1969, 1970		
		Klink, Willard	1967	McClosky	1897, 1898	Modesitt, Terry	1978, 1979		
		Kneller, Pat	1991, 1992, 1993, 1994	McClosky, Richard	1905	Modlin	1923		
		Knesevich, George	1946	McClure, Don	1952, 1953	Moles, Gene	1952, 1953		
		Knipe	1907	McComish, Dave	1974, 1975	Monohan	1898		
		Knigga, Ryan	1998, 1999, 2000	McConchie, Tim	1986	Monroe, Eric	2006		
		Knochel, Wayne	1951	McCord, Q.E.	1904	Monroe, Ken	1972, 1973, 1974		
		Knorr, Jerry	1961, 1962	McCormick, Pace	1998, 1999, 2000	Monroe, Kyle	2007		
		Knowles	1907	McCoy, Calvin	1975	Montagner, Bruce	1975, 1976, 1977		
		Knox, Dre	1993, 1994, 1995, 1996	McCoy, James	1960	Montfort, Sidney	2001, 2002, 2003, 2004		
		Knox, John	1967, 1968, 1969	McCoy, Paul	1930	Montgomery, Charles	1904, 1905, 1909		
		Knox, John	1991	McCoy, Pete	1976, 1978, 1979	Montgomery, Lindsey	1981, 1982, 1983		
		Koehne, Bob	1980, 1981, 1982, 1983	McCracken, Henry	1898, 1901	Moon, Jack	1951		
		Koenig, Rich	1976, 1977	McCray, Jovan	2006, 2007	Moon, John	1952, 1953, 1954, 1955		
		Kokinda, Pete	1951, 1952, 1953	McCulley, Bryan	2004, 2005, 2006, 2007	Moore, Capt. Theodore	1925		
		Kolkun, Daniel	2002	McDavid, Kevin	2001, 2002, 2003	Moore, Charles	1955		
		Komara, Bob	1966, 1967, 1968	McDonald, Brian	1989	Moore, Davey	1951		
		Kondracki, Andy	1982, 1983, 1984, 1985	McDonald, Jack	1940	Moore, David	1975		
		Koval, Joe	1972, 1973	McDonald, William	2004, 2005, 2006	Moore, Harold	1923		
		Koval, Mike	1976, 1977	McDonough, Chuck	1967, 1968, 1969	Moore, Hubert	1978, 1979, 1980, 1981		
		Kraemer, Stan	1976	McDowell, Matt	1983	Moore, Shawn	1990, 1991, 1992, 1993		
		Kreig, John	1986	McElroy, Frank	1988	Moore, Sylvester	2001		
		Kreiger, Koby	1987	McFadden, John	1926	Moore, Ted	1926		
		Krieger, William	1938, 1939	McFadden, Merle	1923, 1925	Moore, Terry	1993, 1994		
		Krieger, Steve	1989, 1990, 1991, 1992	McFarrin, Lawrence	1992, 1993	Moore, Tom	1985, 1986, 1987, 1988		
		Krieger, Tom	1950	McGill, Julian	1946	Morefeld, Jim	1950, 1951, 1952, 1953		
		Krueger, Brian	1978	McGrath, Bill	2007	Montgomery, Shadrick	1993, 1994, 1995, 1996		
		Kruzan, Spud	1933	McGrath, Daniel	1963, 1964, 1965	Moriarty, James	1943		
		Kuc, Chris	1971	McGrath, Ed	1966	Morlock, Tad	1957, 1958, 1959		
		Kuhr	1923	McGrath, Mike	1968	Morrill, Jon	1988, 1989		
		Kujawa, Tom	1960, 1961	McGrath, Terry	1969, 1970, 1971	Morris, A.N.	1898		
		Kujawski, Mike	1968, 1969, 1970	McGrew	1898	Morris, Cecil	2001		
		Kumfer, Jerry	1982	McGrew, Nathan	1923	Morrison, Van	1965, 1966		
		Kunkel, Don	1947, 1948, 1949						
		Kuntz, Dennis	1950						
		Kupets, Mark	1975, 1976, 1977						



Tabbs, Courtland	1995, 1996	Wallace, Ray	1986, 1987, 1988, 1989	Wetzel	1925	Wilson	1898	Wright, John	1994
Tucker, Darren	1982, 1983	Walloch, Dave	1975, 1976	Wey, Harry	1931, 1932	Wilson, Bill	1952, 1953	Wright, Marques	2002
Tudor, Maurice	1923	Walls, Charles	1984, 1985, 1986, 1987	Wey, Herbert	1934, 1935, 1936	Wilson, Chris	1995, 1996, 1997	Wright, Robert	1920, 1921
Turich, Donald	1963	Walter, John	1969, 1970, 1971	Wey, Woodrow	1938, 1939	Wilson, Delmar	1926	Wynn, Mike	1977
Turner, Bob	1969, 1970, 1971	Walters, Gary	1963, 1964, 1965	Whipple, Sam	1990, 1991, 1992	Wilson, Gene	1957, 1958, 1959		
Turner, Harry	1975, 1976, 1977	Wamback, Ronald	1951	Whitaker, Brad	1985, 1986, 1987, 1988	Wilson, John	1995, 1996, 1997	Yarbrough, Ray	1952, 1953
Turner, Ivory	1980	Wampler, Fred	1928, 1929	Whitaker, Herschel	1909	Wilson, K.C.	2007	Yeakey, Chris	1985
Turner, Jawann	2006, 2007	Ward, Al	1985	Whitaker, Tom	1987, 1988	Wilson, Kevin	2006, 2007	Yoder, Carter	1990
Turner, Justin	2007	Ward, Keith	1981, 1982, 1983, 1984	White, Darnell	1986, 1987, 1988, 1989	Wilson, Kirk	1978, 1979, 1980, 1981	Yogan, John	1972, 1973, 1974
Turner, Steve	1972, 1973, 1974	Warner, Donnie	1978, 1979, 1980	White, John	1984	Wilson, Marcus	1987, 1988, 1989, 1990	Yost, Bob	1974, 1975, 1976
Turpin, Raymond	1933	Warner, Irvin	1901, 1902	White, Torren	1993, 1994	Wilson, Michael	1990, 1991, 1992, 1993	Yost, Dennis	1969
Turpin, Wayne	1946	Warren, Hershall	1939	White, William	1988, 1989	Wilson, Nichi	1975, 1976, 1977	Young, Anthony	2002
Tuttle, Charles	1938, 1939, 1940	Warren, Rip	1973, 1974, 1975	Whiten, Sean	1979, 1980, 1981, 1982	Wilson, Pete	1934	Young, Howard	1945
Tuttle, Patrick	1962, 1963, 1964	Warrenburg, Jim	1943	Whitkemper, Roger	1982	Wilson, Scott	1991, 1992	Young, Shawn	1989, 1990
Tuttle, Roger	1975, 1976, 1977	Washburn, Douglas	1944	Whitmer, Jack	1947, 1948	Wilson, Wesley	1991, 1992		
Tuttle, Tom	1958, 1959, 1960	Washington, Greg	1975, 1976, 1977	Wiese, Marique	1996, 1997	Wilson, Willie	1987, 1988, 1989		
Tyler, Arnold	1940	Washington, Zack	1977, 1978, 1979, 1980	Wilbur, Bob	1954, 1955, 1956	Winborn, Leonard	1983, 1984, 1985, 1986	Zarndt, Carl	1959, 1960, 1962
Tyler, Emmit	1963, 1964, 1965	Wasiak, Greg	1998	Wilcox, Lawton	1956	Winger, Matt	2004, 2005, 2006, 2007	Zdrojewski, Mike	1983, 1984, 1985, 1986
Tyler, Glenn	1951, 1952, 1953, 1954, 1955	Watkins, David	1984	Wildman, Kevin	2004	Winters, Harry	1920, 1921	Zechiel, Chet	1902, 1905
Tyree, Bob	1979, 1980, 1981, 1982	Watson, Matt	1999	Wilk, Frank	1951	Wintin, Walt	1954, 1955	Zeiser, Paul	1976, 1977, 1978
		Watson, Ron	1969, 1970	Wilkinson, Dennis	1974, 1975, 1976	Witherby, Sam	1967	Zellar, Ernest	1930, 1931, 1932
		Waugh, Jim	1956, 1957, 1958	Wilkins, Maurice	1991	Witske, Lawrence	1931, 1932	Zemlock, Don	1931
		Wayhart, John	1977, 1978, 1979, 1980	Will, Scott	1984, 1985	Wleklenski, Joe	1945	Zetterberg	1902
		Waymire, Ron	1954, 1955	Willett, Perry	1980, 1981, 1982, 1983	Wolcott, J.	1944	Zinski, Barry	1967, 1968
		Weakley, Maurice	1993, 1994	Williams, Anthony	1997	Wolfe, Ben	1993, 1994	Zlotnik, Maurey	1937, 1938
		Weatherby, Kevin	1975, 1976, 1977	Williams, Bob	1967, 1969	Wood	1925	Zoph, Eric	1982, 1983
		Weatherwax	1904, 1905	Williams, Bruce	2003	Wood, Jesse	1909	Zubeck, David	1983
		Webb, Edgar	1905	Williams, Chuck	1973, 1974, 1975	Woodard, Harry	1939, 1940	Zuk, Ron	1956, 1957
		Webb, Wally	1958, 1959, 1960	Williams, Cordell	2003	Woodard, Loren	1949		
		Weber, Jim	1988, 1989, 1990	Williams, Danny	1985	Woodard, Vinton	1935, 1936		
		Weber, Willie	1977, 1978	Williams, Derek	1985, 1986	Woodason, Tom	1982, 1983		
		Weddington, Malcome	1962	Williams, Derrick	2004, 2005	Woodbury, Richard	1965		
		Weddle, Max	1935, 1936	Williams, Felix	1990	Woods, Larry	1976		
		Weddle, Wayne	1935, 1936, 1937	Williams, Hugh	1986	Woods, Mike	2005, 2006, 2007		
		Weeder, D.	1964	Williams, J.C.	1990	Woolsey, Max	1945, 1946, 1947, 1948		
		Wegrich, Donald	1940	Williams, Jerry	1972, 1973, 1974	Workman, Arv	1950		
		Wegrich, Ohmer (Troy)	1936	Williams, Lee	1989	Workman, Kendall	1937		
		Wegrich, Toby	1935, 1937	Williams, Melvin	1996, 1997	Worman, Russell	1966, 1967		
		Wellman, Will	1901	Williams, Moyese	1961, 1962, 1963	Worrall, Stan	1967, 1968, 1969		
		Werneke, Al	1956, 1957	Williams, Perry	1990	Worrell, Bill	1954, 1955, 1956, 1957		
		Werner, Tom	1985, 1986, 1987, 1988	Williams, Randy	1976	Worthington, Gary	1966		
		Wernz, Eugene	1934	Williams, Roy	1931, 1932	Wozniak, John	1981		
		West, Frank	1961	Williams, Stuart	2002, 2003, 2004	Wright, David	1992, 1993, 1994		
		West, Richard	1954, 1955	Willis, Fred	1925, 1927	Wright, David	2006		
		West, Tony	2006, 2007	Willis, Red	1928, 1929	Wright, Don	1964, 1965, 1966		
		West, Tracy	1986	Wilmore, John	1952, 1953	Wright, Edwin	1925		

The names listed above were compiled from team pictures appearing in the Indiana State University Sycamore yearbooks prior to 1992. Names listed after 1992 represent letterwinners only.

Please direct any additional information or questions to the Indiana State Athletics Media Relations Office.



The largest crowd to ever witness an Indiana State football game was 74,119 at Memorial Stadium in Norman, Okla., against the Oklahoma Sooners. The historic game was played on Sept. 11, 1999.

## Total Offense

### OFFENSIVE PLAYS

**Most Offensive Plays, Career**  
1,425 Jeff Miller (7,559 yards), 1982-85

**Most Offensive Plays, Season**  
547 Blayne Baggett (2,814 yards), 2005

**Most Offensive Plays, Game**  
66 twice, Jeff Miller (269 yds) vs. Illinois State, Nov. 16, 1985 & Blayne Baggett (294 yds), at Murray St., Sept. 17, 2005

### TOTAL YARDS

**Most Total Offensive Yards, Career**  
7,559 Jeff Miller (1,425 plays), 1982-85

**Most Total Offensive Yards, Season**  
2,814 Blayne Baggett (547 plays), 2005

**Most Total Offensive Yards, Game**  
416 Blayne Baggett at Missouri St. (58 plays), Oct. 29, 2005

## Rushing

### ATTEMPTS

**Most Rushing Attempts, Career**  
832 Vincent Allen (4,335 yards), 1973-77

**Most Rushing Attempts, Season**  
318 Derrick Franklin (1,505 yards), 1991

**Most Rushing Attempts, Game**  
43 Milt Allen vs. Butler, 1971  
Derrick Franklin vs. Illinois State (167), Nov. 3, 1990

### NET YARDS RUSHING

**Most Rushing Yards, Career**  
4,335 Vincent Allen (832 att.), 1973-77

**Most Rushing Yards, Season**  
1,505 Derrick Franklin (318 att.), 1991

**Most Rushing Yards, Game**  
253 Derrick Franklin (28 att.) vs. Murray State, 1990

### AVERAGE YARDS PER ATTEMPT

**Best Average Per Rushing Attempt, Career (min. 200)**  
5.33 David Wright (784/4,181), 1992-95

**Best Average Per Rushing Attempt, Season (min. 100)**  
6.35 Vincent Allen (161/1022), 1975

### 100-YARD RUSHING GAMES

**Most 100-Yard Rushing Games, Career**  
26 Vincent Allen, 1973-77

**Most 100-Yard Rushing Games, Season**  
10 Derrick Franklin, 1991

**Most Consecutive 100-Yard Rushing Games, Career**  
14 Vincent Allen, 1973-74

## Passing

### ATTEMPTS

**Most Passes Attempted, Career**  
1,016 Jeff Miller (555 comp.), 1982-85

**Most Passes Attempted, Season**  
473 Blayne Baggett (284 comp.), 2005

**Most Passes Attempted, Game**  
58 Blayne Baggett at Murray State (33), Sept. 17, 2005

### PASS COMPLETIONS

**Most Pass Completions, Career**  
555 Jeff Miller (1,016 att.), 1982-85

**Most Pass Completions, Season**  
284 Blayne Baggett (473 att.), 2005

**Most Pass Completions, Game**  
33 Blayne Baggett at Murray State (58), Sept. 17, 2005

### INTERCEPTIONS

**Most Interceptions Thrown, Career**  
46 Reggie Allen, 1978-81

**Most Interceptions Thrown, Season**  
18 John Stites, 1990

**Most Interceptions Thrown, Game**  
6 Reggie Allen vs. Tulsa, Nov. 8, 1980

### NET PASSING YARDS

**Most Passing Yards, Career**  
6,448 Jeff Miller (555/1,016), 1982-85

**Most Passing Yards, Season**  
2,741 Blayne Baggett (284/473), 2005

**Most Passing Yards, Game**  
396 Blayne Baggett, at Missouri St. (32/48), Oct. 29, 2005

### COMPLETION PERCENTAGE

**Highest Completion Percentage, Career (min. 100 comp.)**  
.600 Blayne Baggett (284/473), 2005

**Highest Completion Percentage, Season (min. 75 comp.)**  
.600 Blayne Baggett (284/473), 2005

**Highest Completion Percentage, Game (min. 10 comp.)**  
.714 Jeff Miller (20/28) vs. Western Illinois, Oct. 19, 1985

### TOUCHDOWN PASSES

**Most Touchdown Passes, Career**  
40 Jeff Miller, 1982-85

**Most Touchdown Passes, Season**  
17 Jeff Miller, 1985

**Most Touchdown Passes, Game**  
5 Jeff Miller vs. Western Illinois, Oct. 19, 1985

### CONSECUTIVE COMPLETIONS

**Most Consecutive Completions, Game**  
11 Jeff Miller (117 yards) vs. W. Illinois, Oct. 19, 1985

## Receiving

### RECEPTIONS

**Most Receptions, Career**  
196 Sam Logan (2,385 yards), 2003-2006

**Most Receptions, Season**  
77 Sam Logan (849 yards), 2005

**Most Receptions, Game**  
17 Sam Logan (151 yards) at Murray State, Sept. 17, 2005

**Most Consecutive Games with a Reception**  
18 Charles Swann, 1989-91  
18 Carl Berman, 2005-06

### YARDS

**Most Receiving Yards, Career**  
2,385 Sam Logan (196 rec.), 2003-06

**Most Receiving Yards, Season**  
1,071 Steve Elmlinger (51 rec.), 1988

**Most Receiving Yards, Game**  
319 Bill Griffith vs. Evansville, 1955

**AVERAGE YARDS PER RECEPTION**

**Most Yards Per Reception Avg., Career (min. 40)**  
20.0 Kirk Wilson (84-1,679), 1978-81


**Most Yards Per Reception Avg., Season (min. 20)**  
22.0 Kirk Wilson (25-550), 1979

### TOUCHDOWN RECEPTIONS

**Most Touchdown Receptions, Career**  
15 Joe Downing, 1982-85

**Most Touchdown Receptions, Season**  
8 Steve Schmid, 1968

**Most Touchdown Receptions, Game**  
3 Chris Johnson vs. Illinois State



**Tom Allison**

Oct. 18, 1986  
Demetrius Dowler vs. Northern Iowa,  
Nov. 9, 1991  
James Braden at Missouri State  
Oct. 20, 2001

## All Purpose

### ALL-PURPOSE PLAYS

**Most All-Purpose Plays, Career**  
940 Vincent Allen (5,435 yards), 1973-77

**Most All-Purpose Plays, Season**  
320 Derrick Franklin (1,519 yards), 1991

### TOTAL NET YARDS

**Most All-Purpose Yards Gained, Career**  
5,435 Vincent Allen (940 plays), 1973-77

**Most All-Purpose Yards Gained, Season**  
2,014 David Wright (254 plays), 1992

### AVERAGE YARDS PER PLAY

**Most Yards Per Play Average, Career (min. 300)**  
5.78 Vincent Allen (940/5,435), 1973-77

**Most Yards Per Play Average, Season (min. 150)**  
7.93 David Wright (254/2,014), 1992

## Scoring

### POINTS SCORED

**Most Points Scored, Career**  
221 Kyle Hooper (42 fg/86 pat), 2003-06

**Most Points Scored, Season**  
82 Scott Bridges (15 fg/37 pat), 1984

**Most Points Scored, Game**  
24 Steve Brandenburg (4 td) vs. Ball State, Oct. 21, 1961

### TOUCHDOWNS

**Most Touchdowns Scored, Career**  
33 Vincent Allen 1973-77

**Most Touchdowns Scored, Season**  
13 Willie Lee, 1972

**Most Touchdowns Scored, Game**  
4 Steve Brandenburg vs. Ball State, Oct. 21, 1961

### FIELD GOALS

**Most Field Goals Made, Career**  
42 Kyle Hooper, (59 att.) 2003-06

**Most Field Goals Made, Season**  
18 Tom Allison, 1995

## Most Field Goals Made, Game

- 4 Joe Stellern (4 att.) vs. S. Illinois  
Oct. 11, 1980  
Dennis Teegarden (4 att.) vs. E. Illinois,  
Oct. 16, 1982  
Tom Allison (4 att.) at Illinois State,  
Sept. 24, 1994  
Mike Megyesi (4 att.) vs. WIU  
Oct. 23, 1999  
Kyle Hooper (5 att.) vs. EIU  
Sept. 11, 2004

## Most Field Goals Attempted, Career

- 59 Kyle Hooper, 2003-06

## Most Field Goals Attempted, Season

- 23 Tom Allison (18 made), 1995

## Most Field Goals Attempted, Game

- 5 Kyle Hooper, vs. Eastern Illinois  
Sept. 11, 2004

## Highest Field Goal Percentage, Career (min. 10)

- .712 Kyle Hooper, (42/59) 2003-06

## Highest Field Goal Percentage, Season (min. 5)

- .800 Corey Potter (8/10), 1987  
Kyle Hooper (16/20), 2004

## Longest Field Goal, Game

- 55 Dave Vandercook vs. Drake  
Oct. 14, 1978

### PATs BY KICKING

#### Most PATs Made By Kicker, Career

- 87 Scott Bridges, (90 att.) 1983-85

#### Most PATs Made By Kicker, Season

- 38 Steve Kreiger (38 att.), 1992

#### Most PATs Made By Kicker, Game

- 9 Mike Megyesi (9 att.) vs. Southern  
Illinois, Nov. 6, 1999  
Tom Allison (9 att.) vs. W. Virginia  
Tech, Sept. 17, 1994

- Steve Krieger (9 att.) vs. Glenville, St.,  
Oct. 17, 1992

#### Most PATs Attempted By Kicker, Career


- 94 Mike Megyesi (83 made), 1999-2002

#### Most PATs Attempted By Kicker, Season

- 38 Scott Bridges (37 made), 1984  
Steve Krieger (38 made), 1992

#### Most PATs Attempted By Kicker, Game

- 9 Mike Megyesi (9 made) vs. Southern  
Illinois, Nov. 6, 1999  
Steve Krieger (9 made) vs. Glenville,  
St., Oct. 17, 1992  
Tom Allison (9 made) vs. W. Virginia  
Tech, Sept. 17, 1994



Dre Knox

## Highest PAT Percentage By Kicking, Career (min. 30)

- .989 Kyle Hooper, (85/86) 2003-06

## Highest Field Goal Percentage, Season (min. 12)

- 1.000 Scott Bridges (38/38), 1982

## Most Consecutive PAT Conversions By Kicking, Career

- 80 Scott Bridges, 1983-85

## Most Consecutive PAT Conversions By Kicking, Season

- 38 Steve Krieger, 1984

## Punting

### PUNTS

#### Most Punts, Career

- 261 Bill Edwards (10,372 yds.), 1975-78

#### Most Punts, Season

- 83 Bill Edwards (3,311 yds.), 1978

#### Most Punts, Game

- 12 Jim Shaughnessey (438) vs. E.  
Michigan, Oct. 4, 1969  
Craig Hamblet (453) vs. Akron, Oct.  
17, 1970

### PUNTING YARDS

#### Most Punting Yards, Career

- 10,372 Bill Edwards (261 punts), 1975-78

#### Most Punting Yards, Season

- 3,311 Bill Edwards (83 punts), 1978

#### Most Punting Yards, Game

- 473 Pat Jordan (10 punts) at SMS, Nov. 1,  
2003

#### Longest Punt

- 80 Jim Shaughnessey vs. E. Michigan,  
Oct. 4, 1969

### PUNTING AVERAGE

#### Highest Avg. Yards Per Punt, Career (min. 75)

- 40.1 Steve Krieger (79/3167), 1990-92

#### Highest Avg. Yards Per Punt, Season (min. 30)

- 42.5 Chuck Standiford (55/2336), 1986

#### Highest Avg. Yards Per Punt, Game (min. 10)

- 47.3 Pat Jordan (10/473) at Missouri State, Nov.  
1, 2003

## Punt Returns

### PUNT RETURN YARDS

#### Most Punt Return Yards, Career

- 782 Larry Scally (69), 1993-96

#### Most Punt Return Yards, Season

- 517 Larry Scally (42), 1996

#### Most Punt Return Yards, Game

- 147 Larry Scally (5) vs. St. Joseph's, Sept.  
21, 1996

### AVERAGE YARDS PER RETURN

#### Highest Average Yardage Per Punt Return, Career (min. 40)

- 13.5 DeJuan Alfonzo (40-539), 1996-99

#### Highest Average Yardage Per Punt Return, Season (min. 10)

- 20.1 Keith Herron (10-201), 2000

### PUNT RETURN TOUCHDOWNS

#### Most Punt Return Touchdowns, Career

- 3 Larry Scally, 1993-96

#### Most Punt Return Touchdowns, Season

- 2 Kent Drew, 1970; Larry Scally, 1996

### LONGEST RETURN

- 86 Larry Scally (TD) vs. St. Joseph's,  
Sept. 21, 1996

## Kickoff Returns

### KICKOFF RETURN YARDS

#### Most Kickoff Return Yards, Career

- 1,512 Rick Murphy (60 ret.), 1971-73

#### Most Kickoff Return Yards, Season

- 707 Rick Murphy (22 ret.), 1972

#### Most Kickoff Return Yards, Game

- 190 Soso Dede (6 ret.) at Western  
Michigan, Aug. 29, 2002

### AVERAGE YARDS PER RETURN

#### Highest Avg. Yardage Per Kickoff Return, Career (min. 30)

- 29.3 Charles Swann (45/1,319), 1989-91

#### Highest Avg. Yardage Per Kickoff Return, Season (min. 20)

- 32.13 Rick Murphy (22/707), 1972

- 32.10 Charles Swann (20/642), 1990

### KICKOFF RETURN TOUCHDOWNS

#### Most Kickoff Return Touchdowns, Career

- 2 Charles Swann, 1989-91

#### Most Kickoff Return Touchdowns, Season

- 2 Charles Swann, 1990

### LONGEST KICKOFF RETURN

- 97 Matt Nelson vs. Western Kentucky,  
Nov. 14, 1998

- Charles Swann vs. W. Kentucky, Nov.

- 10, 1990

- Cornell Johnson, vs. W. Illinois, Nov. 5,

- 2005

## Defense

### TOTAL TACKLES

#### Most Total Tackles, Career

- 426 Richard Moss (213/213), 1993-96

#### Most Total Tackles, Season

- 171 Dietrich Lapsley (106/65), 2002

- 161 Craig Shaffer (81/80), 1980

#### Most Total Tackles, Game

- 25 Quintin Mikell vs. Illinois State, Oct. 1,  
1983

- Chris Libaire vs. Eastern Illinois, Nov.

- 18, 1995

### SOLO TACKLES

#### Most Solo Tackles, Career

- 249 Dietrich Lapsley, 1999-2002

#### Most Solo Tackles, Season

- 103 Dietrich Lapsley, 2002

#### Most Solo Tackles, Game

- 18 Dietrich Lapsley vs. SMS, Oct. 12, 2002

### ASSISTED TACKLES

#### Most Assisted Tackles, Career

- 230 Craig Shaffer, 1978-81

#### Most Assisted Tackles, Season

- 80 Craig Shaffer, 1980

#### Most Assisted Tackles, Game

- 21 Quintin Mikell vs. Illinois State, Oct. 1, 1983

### SACKS

#### Most Sacks, Career

- 25.5 Kyle Mitchell, 2002-05

#### Most Sacks, Season

- 13 Dan Brandenburg, 1993

#### Most Sacks, Game

- 4 Troy Lefevra, vs Murray State, Nov. 21, 1998

\*\*\* The Sycamore Defensive Record Book Is  
Continued On Page 90 \*\*\*

# INDIANA STATE

## Rushing Yardage Leaders

RANK	YR	NAME	ATT	YDS	AVG.	TD
1.	1991	Derrick Franklin	318	1,505	4.7	12
2.	1992	David Wright	219	1,313	6.0	10
3.	1990	Derrick Franklin	284	1,301	4.6	6
4.	1993	David Wright	229	1,262	5.5	7
5.	1974	Vincent Allen	244	1,221	5.0	7
6.	1973	Vincent Allen	196	1,066	5.4	9
7.	1988	Tori Vactor	206	1,052	5.1	9
8.	1999	Sheraton Fox	228	1,034	4.5	8
9.	1977	Vincent Allen	231	1,026	4.4	8
10.	1975	Vincent Allen	161	1,022	6.3	7
11.	1972	Willie Lee	172	957	5.6	13
12.	1983	Kevin Henderson	248	930	3.8	11
13.	1995	David Wright	184	929	5.0	2
14.	1968	Jim Brumfield	185	916	4.9	11
15.	1981	Eric Robinson	119	867	5.1	9
16.	1989	Shawn Young	206	847	4.1	7
17.	1982	James Banks	163	846	5.2	8
18.	2003	Jake Shields	157	825	5.3	4
19.	2005	Andre Forte	173	802	4.6	4
20.	2006	Tony West	160	791	4.9	5
21.	1984	Darrold Clardy	164	763	4.7	11
22.	1967	Dean Klink	157	705	4.5	2
23.	1994	David Wright	152	677	4.5	3
24.	1971	Milt Allen	197	667	3.4	4
tie	1969	Jim Brumfield	151	667	4.4	7
26.	1979	Donnie Warner	116	648	5.6	4
27.	2004	Jake Shields	154	645	4.2	7
28.	2001	Julian Reese	177	615	3.5	5
29.	1996	Jason Potter	140	571	4.1	5
30.	1980	Eric Robinson	121	570	4.7	7
31.	2002	Julian Reese	176	533	3.0	2
32.	1987	Charles Walls	121	526	4.4	3
33.	1978	Zack Washington	115	524	4.6	5
34.	1976	O.B. Barnett	136	499	3.7	3
35.	1986	Tracy Stewart	101	481	4.8	1
36.	2000	Jamie Dishroom	154	453	2.9	2
37.	1966	Dean Klink	103	450	4.4	2
38.	1970	Milt Allen	115	440	3.8	4
39.	1998	Sheraton Fox	147	431	2.9	3
40.	1965	Emmit Tyler	107	429	4.0	5

## Passing Yardage Leaders

RANK	YR	NAME	COM	ATT	INT	YDS	TD
1.	2005	Blayne Baggett	284	473	13	2,741	15
2.	1985	Jeff Miller	176	327	8	2,055	17
3.	1986	Kyle Frondorf	143	274	16	1,962	6
4.	2004	Phillip Johnson	155	308	10	1,946	8
tie	1990	John Stites	157	326	18	1,946	15
6.	1988	John Sahn	127	248	17	1,942	1
7.	1983	Jeff Miller	152	287	7	1,879	10
8.	1984	Jeff Miller	154	279	14	1,826	11
9.	1989	John Sahn	137	279	17	1,792	8
10.	2006	Reilly Murphy	143	261	8	1,747	8
11.	2002	Julian Reesse	143	266	9	1,725	12
12.	1980	Reggie Allen	135	273	16	1,678	8
13.	1995	Kevin Cox	140	380	10	1,672	11
14.	1979	Reggie Allen	87	196	12	1,468	7
15.	1981	Reggie Allen	110	231	13	1,435	8
16.	1992	Kip Hennelly	119	219	9	1,326	9
17.	1987	John Sahn	75	154	4	1,296	11
18.	2003	Jake Schiff	111	202	10	1,290	5
19.	2001	Julian Reese	124	233	8	1,236	8
20.	1996	Kevin Cox	97	219	12	1,198	9
21.	1969	Verbie Walder	80	159	7	1,062	6
22.	1966	Ron Overton	84	153	8	1,046	15
23.	1973	Mike Smutney	71	171	10	967	3
24.	1993	Kip Hennelly	77	159	10	933	5
25.	1994	Tom Cerasani	86	174	8	918	5
26.	1968	Verbie Walder	55	120	5	908	8
27.	1967	Ron Overton	70	157	16	907	6
28.	1991	Kip Hennelly	53	112	8	899	5
29.	1965	Mike Hoke	63	163	11	898	7
30.	1971	Roger Voorhis	70	160	12	870	3
31.	2007	Reilly Murphy	69	145	11	744	3
32.	1982	Jeff Miller	73	123	4	728	2
33.	1997	Matt Gajewski	72	142	2	717	7
34.	1977	Pete McCoy	64	138	11	697	4
35.	1999	Sheraton Fox	53	109	9	693	6
36.	1959	Gil Fujawa	34	84	12	628	5
<b>37.</b>	<b>2007</b>	<b>Charles Dowdell</b>	<b>45</b>	<b>107</b>	<b>10</b>	<b>623</b>	<b>4</b>
38.	1975	Mike Sotak	40	103	6	559	5
39.	1974	Greg Washington	39	98	8	563	6
40.	1978	Reggie Allen	35	82	5	513	6

### TACKLES FOR LOSS

#### Most Tackles For Loss, Career

54.5 Kyle Mitchell, 2002-05

#### Most Tackles For Loss, Season

23 Gerry Gluscic, 1979

Richard Harris, 2002

Kyle Mitchell, 2002

#### Most Tackles For Loss, Game

6 Craig Shaffer vs. S. Illinois, Oct. 11, 1980

### INTERCEPTIONS

#### Most Interceptions, Career

17 Vencie Glenn, 1983-85

#### Most Interceptions, Season

10 Rick Murphy, 1973

#### Most Interceptions, Game

3 Mike Russell, 1967

Rick Murphy vs. E. Illinois, Sept. 15, 1973

Don Jackson vs. W. Carolina, Sept. 24, 1977

John Allman vs. Illinois State, Oct. 27, 1979

### INTERCEPTION RETURN YARDS

#### Most Interception Return Yards, Career

276 Mike Russell (16), 1967-69

#### Most Interception Return Yards, Season

167 Mike Russell (9), 1968

#### Most Interception Return Yards, Game

100 Marty Murray (1) vs. S. Illinois, Sept. 17, 1977

Vencie Glenn (1) vs. Wayne State, Sept. 1, 1984

### INTERCEPTION RETURN TOUCHDOWNS

#### Most Interception Return Touchdowns, Career

3 John Karazsia, 1970-72

#### Most Interception Return Touchdowns, Season

2 John Karazsia, 1971

#### Most Interception Return Touchdowns, Game

1 Several—most recently: Chris Crowder (1995)

### LONG RETURNS

#### Longest Interception Return, Game

100 Marty Murray (TD) vs. S. Illinois, Sept. 17, 1977

Vencie Glenn (TD) vs. Wayne State, Sept. 1, 1984

## Receiving Yardage Leaders

RANK	YR	NAME	REC.	YDS	AVG.	TD
1.	1988	Steve Elmlinger	51	1,071	21.0	7
2.	2005	Sam Logan	77	849	11.0	5
3.	2006	Carl Berman	59	783	13.3	5
4.	2004	Sam Logan	55	760	13.8	2
5.	1987	Rodney Porter	49	738	15.1	4
6.	1985	Terry Bell	40	733	18.3	7
7.	1989	Rodney Porter	47	638	13.6	2
8.	1986	Gary Cannon	43	631	14.7	1
9.	1973	Glenn Damato	34	623	18.4	2
10.	2005	Carl Berman	55	593	10.8	5
11.	1980	Eddie Ruffin	35	580	16.6	4
tie	1968	Steve Schmid	31	580	18.7	8
13.	1983	Anthony Kimball	44	560	12.7	2
14.	1979	Kirk Wilson	25	550	22.0	4
15.	2006	Sam Logan	49	535	10.9	4
16.	1984	Joe Downing	39	534	13.7	6
17.	2005	Jamie Petrowski	57	513	9.0	2
18.	1991	Charles Swann	30	517	17.2	3
19.	1990	Charles Swann	39	486	12.5	3
20.	1981	Eddie Ruffin	31	460	14.8	2
tie	1972	Glenn Damato	25	460	18.4	2
22.	1967	Steve Schmid	37	449	12.1	2
23.	1992	Scott Crenshaw	39	443	11.4	3
24.	1974	Rick Carr	22	435	19.8	1
25.	1996	Micah Reid	36	429	1.9	3
26.	2003	Ryan King	38	426	11.2	3
27.	2006	Brian Jackson	30	419	14.0	1
28.	1966	John Truitt	36	418	11.6	5
29.	1995	Micah Reid	32	405	12.7	2
30.	1994	Larry Brown	42	401	9.5	2
31.	1953	Jerry Long	14	386	27.6	1
32.	1971	Glenn Damato	28	379	13.5	1
33.	1969	Steve Schmid	32	365	11.4	1
34.	2007	Brian Jackson	26	355	13.7	2
35.	2001	Kevin Dean	31	352	11.4	2
36.	1993	Larry Brown	27	344	12.7	1
37.	1982	Terry Bell	27	340	12.6	1
38.	2005	Andre Forte	44	322	7.3	0
39.	1999	Matt Nelson	23	301	13.1	2
40.	1978	Eddie Ruffin	19	290	15.3	2

### FUMBLES RECOVERED

#### Most Fumbles Recovered, Career

10 Dwight Tripp, 1977-81

#### Most Fumbles Recovered, Season

5 Reggie Richard, 1972

Gerry Gluscic, 1977

#### Most Fumbles Recovered, Game

2 Ramon "Turk" Roman vs. Butler, 1960

Martin Maytas vs. W. Illinois, Oct. 27, 1973

Craig Shaffer vs. New Mexico State, Sept. 9, 1978

Richard Harris at Western Kentucky, Oct. 26, 2002

### BLOCKED KICKS

#### Most Blocked Kicks, Career

5 DeJuan Alfonso, 1996-99

Robin Johnson, 1999-2002

#### Most Blocked Kicks, Season

3 DeJuan Alfonso, 1997

#### Most Blocked Kicks, Game

2 Chris Crowder vs. Northern Iowa, Nov. 9, 1996

## Scoring Leaders

RANK	YEAR	NAME	TD	FG	PAT	2PTTOTAL
1.	1984	Scott Bridges	0	15	37	0 82
2.	1995	Tom Allison	0	18	26	0 80
3.	1972	Willie Lee	13	0	0	0 78
4.	2004	Kyle Hooper	0	16	27	0 75
5.	1991	Derrick Franklin	12	0	0	0 72
6.	1980	Joe Stellern	0	12	22	0 68
7.	1983	Kevin Henderson	11	0	0	0 66
tie	1970	Gary Brown	11	0	0	0 66
tie	1968	Jim Brumfield	11	0	0	0 66
10.	1994	Tom Allison	0	11	29	0 62
tie	1973	Vincent Allen	10	0	0	1 62
12.	1992	David Wright	10	0	0	0 60
tie	1992	Scott Wilson	10	0	0	0 60
tie	1981	Eric Robinson	10	0	0	0 60
15.	1979	Joe Stellern	0	10	28	0 58
16.	1982	Dennis Teegarden	0	13	16	0 55
17.	1988	Tori Vactor	9	0	0	0 54
18.	2005	Kyle Hooper	0	10	23	0 53
19.	1999	Mike Megyesi	0	7	31	0 52
tie	1993	Tom Allison	0	9	25	0 52
21.	1985	Scott Bridges	0	7	30	0 51
22.	1996	Scott Collins	0	10	20	0 50
23.	2002	Jake Shields	8	0	0	0 48
tie	1977	Vincent Allen	8	0	0	0 48
tie	1975	Vincent Allen	8	0	0	0 48
tie	1967	Jim Brumfield	8	0	0	0 48
27.	2006	Kyle Hooper	0	7	26	0 47
28.	2003	Kyle Hooper	0	9	19	9 46
tie	1989	Rob Hufty	0	7	25	0 46
30.	1998	Phillip Aguilar	0	3	34	0 43
tie	1987	Corey Potter	0	8	19	0 43
tie	1965	John Nesbitt	3	2	17	1 43
33.	1990	Shawn Young	7	0	0	0 42
tie	1974	Vincent Allen	7	0	0	0 42
tie	1969	Jim Brumfield	7	0	0	0 42
36.	1997	Scott Collins	0	9	12	0 39
37.	2001	Mike Megyesi	0	7	17	0 38
38.	1986	Charles Walls	6	0	0	0 36
tie	2006	Tony West	6	0	0	0 36
tie	2006	Reilly Murphy	6	0	0	0 36

# INDIANA STATE

## Total Yardage Leaders

RANK	YR	NAME	RUSH	PASS	PLAYS	TOTAL
1.	2005	Blayne Baggett	73	2,741	547	2,814
2.	1985	Jeff Miller	206	2,055	429	2,261
3.	2002	Julian Reese	533	1,725	442	2,258
4.	1983	Jeff Miller	343	1,879	415	2,222
5.	1984	Jeff Miller	330	1,826	389	2,156
6.	1990	John Stites	45	1,946	388	1,991
7.	2004	Phillip Johnson	24	1,946	347	1,970
8.	2006	Reilly Murphy	167	1,747	334	1,914
9.	1979	Reggie Allen	427	1,468	324	1,895
10.	1980	Reggie Allen	202	1,678	353	1,880
11.	2001	Julian Reese	615	1,236	410	1,851
12.	1986	Kyle Frondorf	-147	1,962	344	1,815
13.	1992	Kip Hennelly	460	1,326	347	1,786
14.	1988	John Sahn	-171	1,942	287	1,771
15.	1999	Sheraton Fox	1,034	301	337	1,727
16.	1989	John Sahn	-87	1,792	298	1,705
17.	1981	Reggie Allen	255	1,435	323	1,690
18.	1995	Kevin Cox	83	1,672	334	1,589
19.	1991	Derrick Franklin	1,505	0	318	1,505
20.	1993	Kip Hennelly	532	933	313	1,465
21.	2003	Jake Schiff	43	1,290	264	1,333
22.	1987	John Sahn	-18	1,296	182	1,278
23.	1974	Vincent Allen	1,221	0	244	1,221
24.	1996	Kevin Cox	11	1,198	240	1,187
25.	1969	Verbie Walder	113	1,062	279	1,175
26.	1971	Roger Voorhis	264	870	261	1,134
27.	1968	Verbie Walder	194	908	230	1,102
28.	1966	Ron Overton	53	1,046	217	1,099
29.	1973	Vincent Allen	1,066	17	197	1,083
30.	1977	Vincent Allen	1,026	29	234	1,055
31.	1975	Vincent Allen	1,022	0	161	1,022
<b>32.</b>	<b>2007</b>	<b>Charles Dowdell</b>	<b>363</b>	<b>623</b>	<b>199</b>	<b>986</b>
33.	1972	Willie Lee	957	0	172	957
34.	1997	Matt Gajewski	215	717	261	932
35.	1982	Jeff Miller	192	728	192	920
36.	1994	Tom Cerasani	-9	918	242	909
37.	1967	Ron Overton	-59	907	224	848
38.	2007	Reilly Murphy	95	744	205	839
39.	2000	Jamie Dishroom	453	363	249	816
40.	2006	Tony West	791	0	160	791

## All Purpose Yardage Leaders

RANK	YEAR	NAME	RUSH	REC.	PR	KOR	TOTAL
1.	1992	David Wright	1,313	108	0	593	2,014
2.	1974	Vincent Allen	1,221	63	93	304	1,681
3.	1988	Steve Elmlinger	8	1,071	171	409	1,659
4.	2006	Carl Berman	46	783	16	689	1,534
5.	1991	Derrick Franklin	1,505	14	0	0	1,519
6.	1993	David Wright	1,262	62	0	85	1,409
7.	2005	Andre Forte	802	322	0	272	1,396
8.	1990	Derrick Franklin	1,301	43	0	0	1,344
9.	1975	Vincent Allen	1,022	75	50	190	1,337
10.	1973	Vincent Allen	1,066	107	50	110	1,333
11.	1986	Tracy Stewart	481	194	0	551	1,226
12.	1987	Gary Cannon	16	525	86	588	1,215
13.	1989	Steve Elmlinger	0	554	268	371	1,201
14.	1981	Eric Robinson	867	312	20	0	1,199
15.	1983	Kevin Henderson	930	153	1	42	1,126
16.	1999	Matt Nelson	638	301	0	181	1,120
17.	2002	Soso Dede	423	210	0	458	1,092
18.	1995	David Wright	929	26	0	136	1,091
19.	1968	Jim Brumfield	916	5	0	169	1,090
20.	1977	Vincent Allen	1,026	58	0	0	1,084
21.	2001	Soso Dede	550	101	0	400	1,051
22.	1972	Willie Lee	957	38	0	11	1,006
23.	2003	Scott Penick	14	288	11	677	990
24.	2006	Tony West	791	149	0	10	950
25.	1982	James Banks	846	102	0	0	948
26.	1979	Donnie Warner	648	153	100	40	941
27.	1984	Darold Clardy	763	169	0	0	932
28.	1967	Jim Brumfield	415	162	86	246	909
29.	2004	Therral Hatfield	0	0	0	906	906
30.	1997	Anthony Williams	51	203	151	456	861
31.	2005	Sam Logan	0	849	0	0	849
32.	1980	Eric Robinson	570	164	11	97	842
33.	1994	David Wright	677	59	0	91	827
34.	1985	Tracy Stewart	245	203	0	362	810
35.	1970	Gary Brown	348	82	0	365	795
36.	1998	Matt Nelson	292	181	0	311	784
37.	1971	Milt Allen	667	26	0	41	734
38.	1996	Jason Potter	571	86	0	0	687
39.	1978	Donnie Warner	391	63	16	211	681
40.	1976	O.B. Barnett	499	64	0	116	679

## Tackle Leaders

RANK	YR	NAME	SOLO	ASTS	TOTAL	RANK	YR	NAME	SOLO	ASTS	TOTAL
1.	2002	Dietrich Lapsley	106	65	171	16.	1990	Eric Christensen	41	74	115
2.	1980	Craig Shaffer	81	80	161	17.	1996	Richard Moss	52	62	114
3.	1976	Marty Murray	88	68	156	18.	1993	Richard Moss	54	59	113
4.	1998	Tony Pryor	99	48	147	tie	1987	Ken Hopp	63	49	113
5.	1995	Chris Libaire	66	79	145	tie	2007	Shonda Faulkner	51	62	113
6.	1975	Marty Murray	78	59	137	21.	2001	Terrance Miles	53	56	109
7.	1999	Mike Bandy	66	66	132	22.	2006	Scooter Archie	40	67	107
8.	1983	Quintin Mikell	54	75	129	23.	2004	Doc Gooden	43	63	106
9.	1979	John Allman	59	69	128	24.	2000	Terrance Miles	59	45	104
10.	1997	Joe Dunn	76	51	127	tie	1991	Eric Christensen	49	55	104
11.	1989	Eric Christensen	44	70	126	tie	1986	Troy Johnson	64	40	104
tie	1988	Ken Hopp	61	65	126	27.	2003	Larry Thompson	62	39	101
13.	1982	Ed Martin	78	43	121	28.	1994	Robert High	37	62	99
tie	1977	Marty Murray	82	39	121	tie	1972	John Karazsia	41	58	99
15.	1978	John Allman	72	45	117	30.	1992	Matt Egloff	46	52	98

## Kickoff Return Yardage Leaders

RANK	YEAR	NAME	NO	YDS	AVG	TD
1.	1990	Charles Swann	20	642	32.1	2
tie	1972	Rick Murphy	22	707	32.1	0
3.	1967	Jim Brumfield	8	246	30.7	1
4.	1970	Gary Brown	13	365	28.1	1
5.	1971	Rick Murphy	16	437	27.3	0
6.	1992	David Wright	22	593	27.0	0
7.	2001	Soso Dede	15	400	26.7	0
8.	1976	Bruce Montagner	17	437	25.7	1
9.	1987	Gary Cannon	23	588	25.6	0
10.	2002	Soso Dede	18	459	25.5	1
11.	1969	Dave Mock	11	274	24.9	0
12.	1991	Charles Swann	19	467	24.6	0
13.	1997	Anthony Williams	19	456	24.0	0
14.	1980	Lester Byrd	17	406	23.9	0
15.	2004	Therall Hatfield	38	906	23.8	0
16.	1982	Joe Downing	15	356	23.7	0
17.	1978	Donnie Warner	9	211	23.4	0
18.	2000	Clifton Jones	18	419	23.3	0
tie	1994	Larry Brown	16	373	23.3	0
20.	1984	Wayne Davis	12	270	22.5	0
21.	1993	Larry Brown	18	403	22.4	0
22.	1977	Bruce Montagner	25	549	22.0	0
23.	1979	Lester Byrd	23	501	21.8	0
24.	1985	Tracy Stewart	17	362	21.3	0
25.	2003	Scott Penick	32	677	21.2	0
tie	1986	Tracy Stewart	26	551	21.2	0
27.	1989	Steve Elmlinger	18	379	21.1	1
tie	1988	John Story	24	506	21.1	1
tie	1975	Vincent Allen	9	190	21.1	0
<b>tie</b>	<b>2007</b>	<b>Ryan Patrick</b>	<b>25</b>	<b>527</b>	<b>21.1</b>	<b>0</b>
31.	1996	Tracey Pendelton	8	167	20.9	0
32.	1998	Matt Nelson	9	311	20.7	1
33.	1965	Dave Lecklitner	11	219	19.9	0
34.	1983	Wayne Davis	15	293	19.5	0
35.	1968	Jim Brumfield	9	168	18.8	0
tie	2005	Martuan Sample	11	207	18.8	0
37.	2006	Carl Berman	37	689	18.6	0
38.	1981	Lester Byrd	16	296	18.5	0
39.	2005	Andre Forte	15	272	18.1	0
40.	1974	Vincent Allen	17	304	17.9	0

## Punt Return Yardage Leaders

RANK	YEAR	NAME	NO	YDS	AVG	TD
1.	2000	Keith Herron	11	201	38.1	0
2.	1970	Kent Drew	7	146	20.9	2
3.	1999	DeJuan Alfonzo	22	332	15.1	1
4.	1998	Keith Herron	12	157	13.1	0
5.	2004	Quincy Wallace	11	137	12.5	0
tie	1971	Bob Turner	13	162	12.5	0
7.	1996	Larry Scally	42	517	12.3	2
8.	1995	Larry Scally	27	265	9.8	1
9.	1994	Scott Crenshaw	27	263	9.7	0
tie	1993	Von Ganaway	10	97	9.7	0
<b>11.</b>	<b>2007</b>	<b>Ryan Patrick</b>	<b>7</b>	<b>64</b>	<b>9.1</b>	<b>0</b>
12.	1967	Terry Ogle	14	127	9.0	1
13.	1990	Von Ganaway	35	300	8.6	1
tie	1969	Mike Russell	21	181	8.6	0
15.	1991	Von Ganaway	19	159	8.4	0
16.	1975	Vincent Allen	6	50	8.3	0
17.	1989	Steve Elmlinger	33	268	8.1	0
18.	1997	Anthony Williams	19	151	7.9	0
19.	1987	Gary Cannon	11	86	7.8	0
20.	1977	Bruce Montagner	9	69	7.7	0
tie	1965	Dave Lecklitner	24	187	7.7	0
22.	1984	Joe Downing	22	162	7.4	0
23.	1988	Steve Elmlinger	24	171	7.1	0
tie	1983	Joe Downing	15	107	7.1	0
25.	2001	Clythel Branson	14	96	6.9	0
26.	1986	Gary Cannon	17	113	6.6	0
27.	1968	Mike Russell	15	95	6.3	0
28.	2002	Clythel Branson	24	148	6.2	0
29.	1972	Rick Murphy	19	115	6.1	0
30.	1980	Donnie Warner	5	30	6.0	0
31.	1985	Joe Downing	16	91	5.7	0
32.	1979	Donnie Warner	18	100	5.6	0
tie	1973	Vincent Allen	9	50	5.6	0
34.	1992	Von Ganaway	13	72	5.5	0
35.	2003	Chris Lewis	7	37	5.3	0
36.	1974	Vincent Allen	18	93	5.2	0
37.	1982	Joe Downing	16	70	4.4	0
38.	1978	John Allman	12	48	4.0	0
39.	1966	Dave Donaldson	9	35	3.9	0
40.	1981	Eddie Ruffin	18	59	3.3	0

## Interception Leaders

RANK	YR	NAME	NO	YDS	AVG	TD	RANK	YR	NAME	NO	YDS	AVG	TD
1.	1973	Rick Murphy	10	56	5.6	0	tie	1979	John Allman	4	30	7.5	0
2.	1969	Bobby Turner	9	107	11.9	1	tie	1978	Don Jackson	4	19	4.8	0
tie	1968	Mike Russell	9	167	18.6	0	tie	1977	Don Jackson	4	29	7.3	0
4.	1983	Kevin Ramsey	7	56	8.0	0	tie	1975	Marty Murray	4	43	10.8	0
5.	1989	Curtis Dickey	6	44	7.3	0	tie	1974	Larry Brumfield	4	81	20.3	0
tie	1984	Vencie Glenn	6	126	21.0	1	21.	2000	Terrance Miles	3	79	26.3	0
tie	1980	John Allman	6	133	22.1	1	tie	1999	DeJuan Alfonzo	3	86	28.7	0
tie	1970	Kent Drew	6	32	5.3	0	tie	1999	Michael Brooks	3	15	5.0	0
9.	1985	Vencie Glenn	5	39	7.8	0	tie	2003	RaShawn Champion	3	0	0.0	0
tie	1982	Keith Ward	5	26	5.1	0	tie	1996	Dré Knox	3	47	15.7	0
tie	1971	Bob Turner	5	91	18.2	0	tie	1996	Richard Moss	3	4	1.3	0
12.	1998	DeJuan Alfonzo	4	78	19.5	0	tie	1994	Dré Knox	3	105	35.0	1
tie	1997	Tony Pryor	4	21	5.3	0	tie	1992	Wesley Wilson	3	6	2.0	0
tie	1995	Dré Knox	4	12	3.0	0	tie	1988	Lavent Blaylock	3	30	10.0	0
tie	1986	Steve McKeel	4	4	1.0	0	tie	1987	Steve McKeel	3	8	1.7	0

## Rushing Leaders

	YEAR	ATT	YARDS	AVG	TD
1. Derrick Franklin	1991	318	1,505	4.1	12
2. David Wright	1992	219	1,313	6.0	10
3. Derrick Franklin	1990	284	1,301	4.6	6
4. David Wright	1993	229	1,262	5.5	7
5. Vincent Allen	1974	244	1,221	5.0	7
6. Vincent Allen	1973	196	1,066	5.4	9
7. Tori Vactor	1988	206	1,052	5.1	9
8. Sheraton Fox	1999	228	1,034	4.5	8
9. Vincent Allen	1977	231	1,026	4.4	8
10. Vincent Allen	1975	161	1,022	6.4	7

## Passing Leaders

	YEAR	COM	ATT	INT	PCT	YARDS	TD
1. Blayne Baggett	2005	284	473	13	.600	2,741	15
2. Jeff Miller	1985	176	327	8	.538	2,055	17
3. Kyle Frondorf	1986	143	274	16	.522	1,962	6
4. John Stites	1990	157	326	18	.482	1,946	15
tie Phillip Johnson	2004	155	308	10	.503	1,946	8
6. John Sahm	1988	127	248	17	.512	1,942	10
7. Jeff Miller	1983	152	287	7	.527	1,879	10
8. Jeff Miller	1984	154	279	14	.552	1,826	11
9. John Sahm	1989	214	440	17	.486	1,792	8
10. Reilly Murphy	2006	143	261	8	.548	1,747	8

## Receiving Leaders

	YEAR	NO.	YARDS	AVG.	TD
1. Sam Logan	2005	77	849	11.0	5
2. Carl Berman	2006	59	783	13.3	5
3. Jamie Petrowski	2005	57	513	9.0	2
4. Sam Logan	2004	55	760	13.8	2
tie Carl Berman	2005	55	593	10.8	5
6. Steve Elmlinger	1988	51	1,071	21.0	7
7. Rodney Porter	1987	49	738	15.1	4
tie Sam Logan	2006	49	535	10.9	4
9. Rodney Porter	1989	47	638	13.6	2
10. Anthony Kimball	1983	44	560	12.7	2

## Total Offense Leaders

	YEAR	RUSH	PASS	PLAYS	YARDS
1. Blayne Baggett	2005	73	2,741	547	2,814
2. Jeff Miller	1985	206	2,055	429	2,261
3. Julian Reese	2002	533	1,725	442	2,258
4. Jeff Miller	1983	343	1,879	415	2,222
5. Jeff Miller	1984	330	1,826	389	2,156
6. John Stites	1990	45	1,946	388	1,991
7. Phillip Johnson	2004	24	1,946	347	1,970
8. Reilly Murphy	2006	167	1,747	334	1,914
9. Reggie Allen	1979	427	1,468	324	1,895
10. Reggie Allen	1980	202	1,678	353	1,880



Reggie Richard

## Team Records

	MOST	LEAST
<b>RUSHING</b>		
Attempts	644 ('84)	342 (2005)
Yards Lost	472 ('69)	196 ('93)
Net Yards	3,243 ('75)	816 ('55)
Yards Per Game	324.3 ('75)	109.6 ('97)
Yards Per Carry	5.2 ('75/'92)	2.0 ('59)

<b>PASSING</b>		
Attempts	500 (2005)	96 ('60)
Completions	298 (2005)	34 ('56)
Passes Had Intercepted	22 ('71)	6 ('82)
Yards Gained	2,906 (2005)	425 ('56)
Completion Percentage	.596 (2005)	.333 (2000)
Yards Per Pass Attempt	7.9 ('98)	3.6 (2000)
Yards Per Completion	21.6 ('98)	9.4 ('82)
Yards Per Game	264.2 (2005)	41.3 (2000)
Touchdown Passes	17 ('85)	2 ('72, 2000)

<b>KICKING GAME</b>		
Punts	84 ('78)	37 ('60)
Punting Yardage	3,322 ('78)	1,192 ('60)
Punting Average	41.6 ('92)	30.9 ('59)

<b>INTERCEPTIONS</b>	<b>MOST</b>	<b>LEAST</b>
Interceptions	26 ('84)	2 ('07)

<b>TOTAL OFFENSE</b>		
Touchdowns	43 ('92)	13 ('97)
Field Goals	18 ('85)	3 ('98)
Extra Point Kicks	40 ('92)	12 ('97)
Total Points	319 ('92)	119 ('97)
Plays	943 ('83)	493 ('59)
Yards Gained	4,637 ('84)	1,295 ('56)
Yards Gained Per Game	397.7 ('92)	161.9 ('56)
First Downs Rushing	148 ('92)	65 ('97)
First Downs Passing	135 (2005)	23 ('72)
Total First Downs	255 ('85)	73 ('56)
First Downs Penalty	26 (2002)	7 ('66/'93)

<b>MISCELLANEOUS</b>		
Penalties	81 ('70)	55 (2000)
Yards Penalized	882 ('70)	463 (2000)
Fumbles	45 ('72)	14 ('96)
Fumbles Lost	26 ('72)	7 ('96, 2001)
Safeties	2 ('68 & '76)	0 (Many Times)

## Team Single Game Records

Yards Gained Rushing	579 vs. Dayton, 1975
Yards Gained Passing	396 vs. Missouri State, 2005
Total Yards Gained	675 vs. Dayton, 1975
Passes Attempted	58 at Missouri State, 2005
Passes Completed	33 at Missouri State, 2005
Passes Had Intercepted	6 by Tulsa, 1980
Penalties	17, vs. Illinois State, 1994
Yards Penalized	158 vs. Eastern Illinois, 1968
Fumbles Lost	6 vs. Eastern Illinois, 1972
Points	72 vs. Vincennes, 1925
Most Rushes	88 vs. Dayton, 1975
Most Plays	100 vs. Central Florida, 1984
Field Goals	4 (three times) vs. Illinois State 1994; vs. Western Illinois, 1999; vs. Eastern Illinois, 2004
Touchdowns	9 vs. W.V. Tech, 1994
PATs	9 vs. W.V. Tech, 1994
Punts	12 vs. E. Michigan, 1969 & vs. Akron, 1970
Interceptions	5 vs. Eastern Illinois, 1980

## Total Offense Leaders

	YEARS	RUSH	PASS	PLAYS	YARDS
1. Jeff Miller	1982-85	1,071	6,448	1,425	7,519
2. Reggie Allen	1978-81	1,008	5,094	1,171	6,102
3. John Sahn	1986-89	-278	5,139	777	4,861
4. Kip Hennelly	1991-93	1,455	3,158	878	4,613
5. Vincent Allen	1973-77	4,335	46	836	4,381
6. Julian Reese	2001-02	1,148	2,961	852	4,109
7. David Wright	1992-94	3,353	0	600	3,252
8. Derrick Franklin	1989-91	3,231	0	710	3,231
9. Kevin Cox	1993-96	-91	2,885	576	2,794
10. Reilly Murphy	2006-07	262	2,514	539	2,776

## Rushing Leaders

	YEARS	ATT.	YARDS	AVG	TD
1. Vincent Allen	1973-77	832	4,335	5.21	31
2. David Wright	1992-95	784	4,181	5.33	22
3. Derrick Franklin	1989-91	710	3,231	4.55	23
4. Eric Robinson	1979-82	443	2,169	4.90	22
5. Jake Shields	2001-04	521	2,119	4.07	19
6. Jim Brumfield	1967-69	448	1,998	4.46	23
7. Darrold Clardy	1981-84	355	1,594	4.49	19
8. Tori Vactor	1987-88	312	1,545	4.95	12
9. Dean Klink	1966-68	360	1,496	4.16	5
10. Kevin Henderson	1983-84	364	1,477	4.06	14

## Passing Leaders

	YEARS	COMP	ATT	INT	PCT.	YARDS	TD
1. Jeff Miller	1982-85	555	1,006	33	.552	6,448	40
2. John Sahn	1986-89	341	668	38	.496	5,139	30
3. Reggie Allen	1978-81	367	782	46	.469	5,094	29
4. Kip Hennelly	1991-93	249	490	27	.508	3,158	19
5. Julian Reese	2001-02	267	499	21	.535	2,961	20
6. Kevin Cox	1993-96	238	528	22	.451	2,885	20
7. Kyle Frondorf	1986-88	208	391	24	.532	2,778	8
8. Blayne Baggett	2005	284	473	13	.600	2,741	15
9. Reilly Murphy	2006-07	212	406	19	.522	2,514	11
10. Phillip Johnson	2003-04	176	379	16	.464	2,196	11

## Receiving Leaders

	YEARS	REC	YARDS	AVG.	TD
1. Sam Logan	2003-06	196	2,385	12.2	13
2. Carl Berman	2003-06	136	1,666	12.2	11
3. Rodney Porter	1986-89	135	1,906	14.1	8
4. Terry Bell	1982-85	132	2,048	15.5	13
5. Joe Downing	1982-85	115	1,608	14.0	15
6. Eddie Ruffin	1978-81	110	1,801	16.4	11
7. Larry Brown	1993-96	105	1,197	11.4	6
8. Steve Elmlinger	1987-89	102	1,821	17.9	10
9. Steve Schmid	1967-69	100	1,394	13.9	11
10. Micah Reed	1993-96	98	1,239	12.6	5

## Scoring Leaders

	YEARS	TD	FG	PAT1	PAT2	PTS
1. Kyle Hooper	2003-06	0	42	85	0	221
2. Vincent Allen	1973-77	33	0	0	1	200
3. Tom Allison	1992-95	0	38	82	0	196
4. Scott Bridges	1983-85	0	31	87	0	180
5. Mike Megyesi	1999-02	0	27	83	0	164
6. Jim Brumfield	1967-69	26	0	0	0	156
7. David Wright	1992-95	23	0	0	1	140

## All Purpose Leaders

	YEARS	RUSH	REC	PR	KOR	YARDS
1. Vincent Allen	1973-77	4,335	303	193	604	5,435
2. David Wright	1992-95	4,181	255	0	905	5,341
3. Steve Elmlinger	1987-89	25	1,821	455	1,376	3,677
4. Derrick Franklin	1989-91	3,231	84	0	0	3,315
5. Eric Robinson	1979-82	2,169	607	31	168	2,975
6. Jim Brumfield	1967-69	1,998	172	86	409	2,665
7. Charles Swann	1989-91	59	1,261	0	1,319	2,639
8. Joe Downing	1982-85	48	1,608	430	527	2,613
9. Gary Cannon	1984-87	11	1,371	199	995	2,576
10. Carl Berman	2003-06	61	1,666	92	746	2,565

## Punting Leaders

	YEARS	PUNTS	YARDS	AVG.	LONG
1. Steve Krieger	1990-92	79	3,167	40.1	72
2. Chuck Standiford	1983-86	228	9,094	39.9	72
3. Bill Edwards	1975-78	261	10,372	39.7	74
4. Rob Hufty	1988-90	162	6,290	38.8	66
5. Patrick Jordan	2000-03	249	9,650	38.7	74
6. Chris Johansen	2006-07	114	4,333	38.0	60
7. Jay Gerth	1993-96	235	8,563	36.4	60
8. Phillip Aguilar	1997-98	128	4,868	27.0	73

\* A Minimum of 75 Punts Required For Consideration

## Punt Return Leaders

	YEARS	RET	YARDS	AVG.	TD	LONG
1. DeJuan Alfonzo	1996-99	40	539	13.5	2	67
2. Larry Scally	1993-96	69	782	11.3	3	86
3. Von Ganaway	1990-93	77	628	8.2	1	77
4. Mike Russell	1967-69	49	390	8.0	0	—
5. Steve Elmlinger	1987-89	59	455	7.7	0	29
6. Joe Downing	1982-85	69	430	6.2	0	47

\* A Minimum of 40 Punt Returns Required For Consideration

## Kickoff Return Leaders

	YEARS	RET	YARDS	AVG.	TD	LONG
1. Charles Swann	1989-91	45	1,319	29.3	2	97
2. Soso Dede	2001-02	33	859	26.0	1	95
3. Rick Murphy	1971-73	60	1,512	25.2	0	—
4. DeJuan Alfonzo	1996-99	30	722	24.1	0	87
5. Therral Hatfield	2004	38	906	23.8	0	76
6. Gary Cannon	1985-87	43	995	23.1	0	68
7. Lester Byrd	1978-81	64	1,376	21.5	0	77
8. Ryan Patrick	2007	25	527	21.1	0	31
9. Larry Brown	1993-95	55	1,132	20.6	0	64

## Interception Leaders

	YEARS	INT	YARDS	AVG	TD
1. Vencie Glenn	1983-85	17	237	13.9	1
2. Mike Russell	1967-69	16	276	17.3	1
3. Bob Turner	1969-71	16	219	13.7	1
4. John Allman	1977-81	13	180	13.8	1
5. Dré Knox	1993-96	12	187	15.6	1
6. Rick Murphy	1971-73	12	90	7.5	0
7. DeJuan Alfonzo	1996-99	10	211	21.1	0

# INDIANA STATE

## 200 Yard Rushing Games

253. Derrick Franklin vs. Murray State.....	1990
237. Derrick Franklin vs. Southern Illinois.....	1991
225. David Wright vs. Western Illinois.....	1992
217. Tony West vs. Murray State.....	2006
213. Jake Shields vs. Fla. International.....	2003
207. Julian Reese at Illinois State.....	2001
205. Derrick Franklin vs. Southern Illinois.....	1974
205. Vincent Allen vs. Southern Illinois.....	1973
203. Derrick Franklin vs. SMS.....	1991
202. Derrick Franklin vs. W. Kentucky.....	1991

## 100 Yard Rushing Games

199. David Wright vs. Eastern Illinois.....	1993
196. Jake Shields at Murray State.....	2003
187. Derrick Franklin vs. W. Kentucky.....	1990
184. David Wright vs. Illinois State.....	1994
182. Eric Robinson vs. New Mexico St.....	1982
182. Jim Brumfield vs. DePauw.....	1968
181. Vincent Allen vs. Drake.....	1977
179. David Wright vs. Southern Illinois.....	1992
170. Sheraton Fox vs. Murray State.....	1998
170. Vincent Allen vs. Butler.....	1974
169. Vincent Allen vs. Illinois State.....	1975
168. James Banks vs. McNeese State.....	1982
167. Derrick Franklin vs. Illinois State.....	1990
164. Vincent Allen vs. Akron.....	1973
163. Sheraton Fox vs. Western Illinois.....	1999
163. Vincent Allen vs. Ball State.....	1974
162. Sheraton Fox at SMS.....	1999
161. David Wright vs. UNI.....	1992
161. O.B. Barnett vs. Dayton.....	1975
161. Vincent Allen vs. Western Carolina.....	1974
160. David Wright vs. Western Illinois.....	1993
159. James Banks vs. Illinois State.....	1982
158. Kevin Henderson vs. Illinois State.....	1983
156. Matt Nelson vs. Southern Illinois.....	1999
156. David Wright vs. Youngstown St.....	1995
155. David Wright vs. Southern Illinois.....	1993
154. David Wright vs. SMS.....	1992
153. David Wright vs. SMS.....	1995
150. Derrick Franklin vs. Illinois State.....	1991
149. Derrick Franklin vs. Eastern Illinois.....	1990
149. Derrick Franklin vs. SMS.....	1990
149. Andre Forte at Murray State.....	2005
148. Jason Potter vs. Lock Haven.....	1994
148. David Wright vs. Southern Illinois.....	1994
148. Von Ganaway vs. Glenville St.....	1992
148. Tracy Stewart vs. Southern Illinois.....	1986
146. Soso Dede vs. Southern Illinois.....	2001
145. Vincent Allen vs. Tulsa.....	1975
145. Tom Lenz vs. Butler.....	1972
143. Vincent Allen vs. Wichita State.....	1977
143. Vincent Allen vs. Akron.....	1974
142. Von Ganaway vs. W. Kentucky.....	1992
142. Tori Vactor vs. Salem.....	1988
142. Andre Forte at Illinois State.....	2005
141. O.B. Barnett vs. Delaware.....	1975
140. Sheraton Fox vs. Southern Illinois.....	1998
140. David Wright vs. Glenville State.....	1992
140. David Wright vs. Youngstown St.....	1992
140. Eric Robinson vs. NE Louisiana.....	1979
140. Willie Lee vs. Southern Illinois.....	1972
138. Derrick Franklin vs. C. Missouri St.....	1991
138. Tori Vactor vs. Western Illinois.....	1988
137. Vincent Allen vs. Neb.-Omaha.....	1975
136. Jake Shields vs. UNI.....	2002
136. Eric Robinson vs. Southern Illinois.....	1980
134. Vincent Allen vs. Dayton.....	1975
134. Robert Barcliff at Western Illinois.....	2006

133. Charles Walls vs. Southern Illinois.....	1987
132. Kris Karagory at Illinois State.....	2003
132. David Wright vs. Mars Hill.....	1995
132. Eric Robinson vs. Wichita State.....	1981
131. David Wright vs. Youngstown St.....	1993
130. Lenny Cannon vs. Butler.....	1972
130. Vincent Allen vs. W. Carolina.....	1977
129. Sidney Montfort vs. Y'town St.....	2003
129. James Banks vs. Louisville.....	1982
129. Milt Allen vs. Butler.....	1971
128. Sheraton Fox vs. Youngstown St.....	1999
128. Tori Vactor vs. Youngstown State.....	1988
128. Vincent Allen vs. Louisville.....	1977
128. Vincent Allen vs. Butler.....	1973
127. Jake Shields at Ball State.....	2003
127. Jake Shields vs. Southern Illinois.....	2003
127. Shawn Young vs. Y'town St.....	1989
127. Willie Lee vs. Eastern Illinois.....	1972
126. Tori Vactor vs. Eastern Illinois.....	1988
126. Vincent Allen vs. Northern Illinois.....	1974
126. Jim Brumfield vs. Eastern Illinois.....	1969
125. Vincent Allen vs. Western Illinois.....	1973
125. Tony West at Purdue.....	2006
124. Tori Vactor vs. Northern Iowa.....	1988
124. Zack Washington vs. NE La.....	1978
124. Sidney Montfort vs. UT-Martin.....	2004
123. Sheraton Fox vs. W. Kentucky.....	1999
122. Kip Hennelly vs. Western Illinois.....	1991
122. O.B. Barnett vs. Illinois State.....	1976
121. Von Ganaway vs. Lock Haven.....	1992
121. Derrick Franklin vs. Kansas State.....	1991
121. Rich Renn vs. Illinois State.....	1969
120. Mike Sotak vs. Arkansas State.....	1976
120. Willie Lee vs. Illinois State.....	1972
119. Willie Lee vs. Cincinnati.....	1972
118. Charles Walls vs. Western Illinois.....	1985
118. Darrold Clardy vs. Ball State.....	1984
117. Jason Potter vs. W. Virginia Tech.....	1994
117. Jake Shields vs. UT-Martin.....	2004
116. David Wright vs. UNI.....	1993
116. Tori Vactor vs. Cincinnati.....	1988
116. Kevin Henderson vs. W. Texas St.....	1983
115. Julian Reese at Eastern Illinois.....	2002
115. Jason Potter vs. Liberty.....	1996
114 Soso Dede at SMS.....	2001
114. Charles Walls vs. Eastern Illinois.....	1987
114. Kevin Henderson vs. Drake.....	1984
114. Jake Shields vs. Missouri State.....	2004
113. Eric Robinson vs. Marshall.....	1981
113. Donnie Warner vs. NE Louisiana.....	1979
113. D.A. Daniels vs. Illinois State.....	1978
112. Vincent Allen vs. Ball State.....	1977
113. Milt Allen vs. Eastern Illinois.....	1971
112. Darrold Clardy vs. Eastern Illinois.....	1984
112. Kevin Henderson vs. E. Illinois.....	1983
112. Darrold Clardy vs. Eastern Illinois.....	1981
111. Donnie Warner vs. W. Texas St.....	1980
111. Vincent Allen vs. E. Michigan.....	1973
111. Jake Shields vs. Western Illinois.....	2004
110. Sheraton Fox at UNI.....	1999
110. Tori Vactor vs. Cincinnati.....	1987
110. Jeff Miller vs. Central Florida.....	1984
110. Scott Bartel vs. Drake.....	1980
110. Vincent Allen vs. Illinois State.....	1977
110. Vincent Allen vs. Eastern Illinois.....	1974
110. Vincent Allen vs. Illinois State.....	1973
110. Tony West at Southern Illinois.....	2006
109. Rick Dwenger vs. Louisville.....	1982
109. Vincent Allen vs. E. Michigan.....	1975
109. Vincent Allen vs. C. Michigan.....	1974
109. Rip Warren vs. Eastern Illinois.....	1973

109. Mike Smutney vs. Evansville.....	1972
109. Jim Brumfield vs. Butler.....	1969
108. David Wright vs. W. Kentucky.....	1995
108. David Wright vs. Illinois State.....	1992
108. Derrick Franklin vs. Southern Illinois.....	1989
107. Eric Robinson vs. West Texas St.....	1981
107. Zack Washington vs. N. Mex. St.....	1980
106. Kip Hennelly vs. Lock Haven.....	1992
106. Derrick Franklin vs. Concord.....	1991
105. David Wright vs. Minnesota.....	1993
105. Greg Washington vs. Dayton.....	1975
105. Vincent Allen vs. Illinois State.....	1974
104. Wayne Davis vs. Illinois State.....	1981
104. Mel Burks vs. Southern Illinois.....	1975
104. Vincent Allen vs. Southern Illinois.....	1974
104. Andre Forte vs. Southern Illinois.....	2005
103. Calvin Thomas vs. Missouri St.....	2000
103. Derrick Franklin vs. Eastern Illinois.....	1991
103. Shawn Young vs. Eastern Illinois.....	1989
103. Darrold Clardy vs. Central Florida.....	1984
102. Derrick Franklin vs. UNI.....	1991
102. Darrold Clardy vs. Mid. Tenn. St.....	1984
102. James Banks vs. Tulsa.....	1982
101. Chris Lewis vs. Illinois State.....	2000
101. Shawn Young vs. C. Missouri St.....	1989
101. D.A. Daniels vs. West Texas State.....	1979
101. Milt Allen vs. Evansville.....	1971
100. Derrick Franklin vs. Ball State.....	1991
100. Bob Downing vs. Hanover.....	1959

## 200 Yard Passing Games

396. Blayne Baggett at Missouri St.....	2005
391. Jeff Miller vs. Ball State.....	1985
383. Kyle Frondorf vs. Eastern Illinois.....	1986
378. John Stites vs. UNI.....	1990
373. Phillip Johnson vs. Illinois State.....	2004
353. Blayne Baggett vs. W. Illinois.....	2005
338. Wayne Gruber vs. Evansville.....	1955
335. Kyle Frondorf vs. Illinois State.....	1986
321. Kevin Cox vs. Glenville State.....	1995
319. John Sahn vs. UNI.....	1988
306. Reilly Murphy vs. Murray State.....	2006
297. Blayne Baggett vs. W. Kentucky.....	2005
296. Kip Hennelly vs. UNI.....	1991
289. Blayne Baggett vs. S. Illinois.....	2005
282. Verbie Walder vs. C. Michigan.....	1969
281. Julian Reese at Eastern Illinois.....	2002
279. John Sahn vs. UNI.....	1989
279. Reilly Murphy vs. Illinois State.....	2006
276. Jeff Miller vs. Illinois State.....	1985
269. John Sahn vs. SMS.....	1988
266. Jeff Miller vs. St. Cloud State.....	1985
262. Blayne Baggett at Murray St.....	2005
260. Blayne Baggett vs. E. Illinois.....	2005
259. Blayne Baggett vs. UNI.....	2005
254. John Sahn vs. Illinois State.....	1988
254. Jeff Miller vs. West Texas State.....	1985
252. John Sahn vs. Minnesota.....	1989
249. Jeff Miller vs. Wichita State.....	1983
247. Kyle Frondorf vs. Cincinnati.....	1986
244. John Sahn vs. Ball State.....	1989
243. Reilly Murphy at Western Illinois.....	2006
242. Julian Reese at Ball State.....	2002
243. Blayne Baggett vs. St. Francis.....	2005
241. John Stites vs. C. Missouri State.....	1990
235. Jake Schiff vs. Eastern Illinois.....	2003
235. Reggie Allen vs. Southern Illinois.....	1979
235. Reilly Murphy at Purdue.....	2006
235. Reilly Murphy at Eastern Illinois.....	2006
231. Jeff Miller vs. Western Illinois.....	1985

231. Greg Washington vs. W. Illinois.....	1974
230. Kevin Cox vs. Western Kentucky.....	1995
230. Phillip Johnson vs. Y'town St.....	2004
229. Jeff Miller vs. Drake.....	1984
229. Phillip Johnson vs. Missouri State.....	2004
224. Jeff Miller vs. Cent. Missouri State.....	1983
224. Phillip Johnson vs. S. Illinois.....	2004
222. Jeff Miller vs. Drake.....	1982
220. John Sahn vs. Youngstown St.....	1989
219. Julian Reese at Youngstown St.....	2002
218. Jeff Miller vs. Drake.....	1983
216. Jake Schiff vs. Youngstown State.....	2003
216. Kip Hennelly vs. W. Kentucky.....	1991
212. Kip Hennelly vs. UNI.....	1992
212. Kyle Frondorf vs. Kansas.....	1986
211. Wayne Gruber vs. St. Joseph's.....	1954
210. Reggie Allen vs. W. Texas State.....	1981
210. Reggie Allen vs. New Mexico St.....	1980
210. Reggie Allen vs. Wichita State.....	1979
209. Sheraton Fox vs. S. Illinois.....	1998
206. John Sahn vs. Salem.....	1987
206. Phillip Johnson vs. Eastern Illinois.....	2004
205. John Sahn vs. C. Missouri St.....	1989
205. Reggie Allen vs. Louisville.....	1980
204. Phillip Johnson vs. W. Kentucky.....	2004
203. Reilly Murphy at SEMO.....	2007
202. Ben Schmidt vs. Missouri State.....	2006
201. Ben Schmidt at Youngstown St.....	2006
200. John Stites vs. Eastern Illinois.....	1990
200. Reggie Allen vs. Wichita State.....	1981

## 100 Yard Receiving Games

319 Bill Griffith vs. Evansville.....	1955
253. Chris Johnson vs. Illinois State.....	1986
194. Sam Logan at Missouri St.....	2005
187. Steve Elmlinger vs. UNI.....	1988
185. Demetrius Dowler vs. UNI.....	1991
170. Rick Carr vs. Western Illinois.....	1974
165. Sam Logan vs. Western Illinois.....	2005
163 Steve Elmlinger vs. Missouri State.....	1988
163. Joe Downing vs. Ball State.....	1985
161. Sam Logan vs. Illinois State.....	2004
161. Steve Elmlinger vs. Western Illinois.....	1988
159. Tony Brewer vs. UNI.....	1990
159. Kirk Wilson vs. New Mexico State.....	1980
154. Demetrius Dowler vs. E. Illinois.....	1992
152. Rodney Porter vs. Eastern Illinois.....	1987
151. Glenn Damato vs. Akron.....	1972
151. Sam Logan at Murray St.....	2005
149. Steve Schmid vs. Akron.....	1968
144. Matt Nelson vs. S. Illinois.....	1998
144. Gary Cannon vs. Eastern Illinois.....	1986
143. Gary Cannon vs. Cincinnati.....	1987
140. Steve Elmlinger vs. Cincinnati.....	1988
139. Kirk Wilson vs. Drake.....	1980
138. Rodney Porter vs. Western Illinois.....	1987
138. Anthony Kimball vs. S. Illinois.....	1983
137. Eddie Ruffin vs. New Mexico St.....	1979
136. Carl Berman at Eastern Illinois.....	2006
133. Jamie Petrowski vs. W. Ky.....	2005
130. Sam Logan vs. Illinois State.....	2004
130. Carl Berman at Western Illinois.....	2006
129. Kirk Wilson vs. Wichita State.....	1978
123. Courtland Tubbs vs. E. Illinois.....	1996
123. Joe Downing vs. Central Florida.....	1984
12. Eddie Ruffin vs. West Texas State.....	1980
120. Terry Bell vs. West Texas State.....	1985
116. Terry Bell vs. Wichita State.....	1983
114. Steve Schmid vs. C. Michigan.....	1969
114. Sam Logan vs. W. Kentucky.....	2004
112. Terry Bell vs. Western Illinois.....	1985

## 300 Tackle Club

### Richard Moss, LB

Year	Solo	Asst.	Total
1993	54	59	113
1994	49	41	90
1995	58	51	109
1996	52	62	114
<b>TOTALS</b>	<b>213</b>	<b>213</b>	<b>426</b>

### Dietrich Lapsley, LB

Year	Solo	Asst.	Total
1999	39	34	73
2000	72	24	96
2001	35	40	75
2002	103	68	171
<b>TOTALS</b>	<b>249</b>	<b>166</b>	<b>415</b>

### Marty Murray, LB

Year	Solo	Asst.	Total
1975	78	59	137
1976	88	68	156
1977	82	39	121
<b>TOTALS</b>	<b>248</b>	<b>166</b>	<b>414</b>

### Craig Shaffer, LB

Year	Solo	Asst.	Total
1978	31	58	89
1979	24	45	69
1980	81	80	161
1981	47	47	94
<b>TOTALS</b>	<b>183</b>	<b>230</b>	<b>413</b>

### Robert High, S

Year	Solo	Asst.	Total
1994	37	62	99
1995	48	48	96
1996	36	54	90
1997	48	60	108
<b>TOTALS</b>	<b>169</b>	<b>224</b>	<b>393</b>

### Eric Christensen, LB

Year	Solo	Asst.	Total
1988	8	7	15
1989	44	70	114
1990	41	74	115
1991	49	55	104
<b>TOTALS</b>	<b>142</b>	<b>206</b>	<b>352</b>

### Terrance Miles, DB

Year	Solo	Asst.	Total
2000	59	45	104
2001	51	60	111
2002	17	12	29
2003	60	38	98
<b>TOTALS</b>	<b>187</b>	<b>155</b>	<b>342</b>

### John Allman, Safety

Year	Solo	Asst.	Total
1978	72	45	117
1979	59	69	128
1980	38	53	96
<b>TOTALS</b>	<b>169</b>	<b>167</b>	<b>336</b>

### Tony Albrinck, LB

Year	Solo	Asst.	Total
1998	14	9	23
1999	63	48	111
2000	71	32	103
2001	48	38	86
<b>TOTALS</b>	<b>196</b>	<b>127</b>	<b>323</b>

### Dan Maher, LB

Year	Solo	Asst.	Total
1979	18	22	40
1980	56	74	130
1981	30	28	58
1982	43	42	85
<b>TOTALS</b>	<b>147</b>	<b>166</b>	<b>313</b>

### Chris Libaire, LB

Year	Solo	Asst.	Total
1994	32	30	62
1995	66	79	145
1996	40	53	93
<b>TOTALS</b>	<b>138</b>	<b>162</b>	<b>300</b>

### Quintin Mikell, LB

Year	Solo	Asst.	Total
1980	6	13	19
1981	33	24	57
1982	53	42	95
1983	54	75	129
<b>TOTALS</b>	<b>146</b>	<b>154</b>	<b>300</b>

112. Glenn Damato vs. C. Michigan.....	1973
111. Rodney Porter vs. C. Missouri St.....	1989
111. Glenn Damato vs. N. Illinois.....	1973
111. Markus Naves vs. E. Illinois.....	2004
110. Charles Swann vs. UNI.....	1989
109. Rodney Porter vs. Salem.....	1987
109. Carl Berman vs. Y'town State.....	2005
108. Eddie Ruffin vs. Southern Illinois.....	1980
108. Charles Swann vs. Kansas State.....	1991
107. Glenn Damato vs. S. Illinois.....	1973
107. Glenn Damato vs. Drake.....	1971
106. Rodney Porter vs. UNI.....	1987
106. Terry Bell vs. Illinois State.....	1985
106. Dennis Wilkerson vs. Ball State.....	1975
105. Eddie Ruffin vs. Wichita State.....	1980
104. Sam Logan vs. Eastern Illinois.....	2003
104. Kirk Wilson vs. Akron.....	1979
104. Brian Jackson at Purdue.....	2006
102. Rodney Porter vs. Ball State.....	1989
102. Gary Cannon vs. Cincinnati.....	1986
102. Hubert Moore vs. NE Louisiana.....	1978
102. Roger Voorhis vs. Akron.....	1971
102. Carl Berman vs. S. Illinois.....	2005
101. Jerry Surdy vs. Eastern Illinois.....	1969

# INDIANA STATE

Overall Record: W-337, L-433, T-22 ▶ Season Openers: W-42, L-43, T-7 ▶ Home Openers: W-52, L-34, T-4

**1896 (0-1)**  
Terre Haute H.S.  
Coach: Unknown

**1909 (0-0-1)**  
at Rockville H.S.  
Coach: Dr. McCarthy

**1897 (NA)**  
Terre Haute H.S.  
Butler  
Plainfield Academy  
Paris (IL) H.S.  
Danville Normal  
Vincennes U.  
Coach: Unknown

**1910-1919**  
No team formed

**1920 (3-2)**  
at Union Christian  
Union Christian  
Hanover  
Rose Polytechnic  
Jas. Millikin  
Coach: Ray Hanna

**1898 (1-2)**  
at DePauw  
at Rose-Hulman  
at Sullivan H.S.  
Coach: Fred Dubridge

**1899-1900**  
(No team formed)

**1901 (2-3-1)**  
at Terre Haute H.S.  
Terre Haute H.S.  
at Eastern Illinois  
Rose-Hulman  
Brazil H.S.  
Vincennes U.  
Coach: C.C. Whitlock

**1902 (3-4)**  
Terre Haute H.S.  
Manual H.S.  
Eastern Illinois  
Terre Haute H.S.  
at Eastern Illinois  
Central Normal  
Terre Haute H.S.  
Coach: Unknown

**1903**  
(No team formed)

**1904 (0-5-1)**  
at Butler  
DePauw  
at Eastern Illinois  
Butler  
Eastern Illinois  
Rose-Hulman  
Coach: Unknown

**1905 (0-2)**  
at DePauw  
Butler  
Coach: Unknown

**1906 (0-2)**  
Eastern Illinois  
at Eastern Illinois  
Coach: Unknown

**1907 (0-2-1)**  
at Butler  
Eastern Illinois  
DePauw  
Coach: Frurip

**1908**  
Football banned by the faculty.



**Art Strum**  
1923-26, 1932, 1942  
21-20-2, .511

**1923 (3-3)**  
at Central Normal  
Eastern Illinois  
Oakland College  
at Evansville  
Vincennes University  
Rose-Hulman  
Coach: Art Strum

**1924 (6-2)**  
Danville Normal  
Ball State  
St. Joseph  
Vincennes University  
at Oakland City  
at Eastern Illinois  
Evansville  
Rose-Hulman  
Coach: Art Strum

**1925 (2-4-1)**  
at Indiana  
at Vincennes U.  
at DePauw  
at Franklin  
at Millikin  
Ball State  
Eastern Illinois - HC  
Coach: Art Strum

**1926 (2-4-1)**  
at Eastern Illinois  
Franklin  
at Wabash  
Oakland City  
at Purdue  
Eastern Kentucky - HC  
at Northern Illinois  
Coach: Art Strum



**Wally Marks**  
1927-30, 1933-41,  
1946-48  
62-56-7, .524

**1927 (4-2-1)**  
at Oakland City  
Manchester  
at Franklin  
at Wabash  
Eastern Illinois - HC  
at Evansville  
Northern Illinois  
Coach: Wally Marks

**1928 (4-3)**  
at Indiana "B"  
Valparaiso  
at Eastern Illinois  
at Wabash  
Franklin - HC  
Evansville  
Oakland City  
Coach: Wally Marks

**1929 (5-2-1)**  
Valparaiso  
Manchester  
Chicago  
Evansville  
Franklin  
Eastern Illinois - HC  
Oakland City  
Rose-Hulman  
Coach: Wally Marks

**1930 (5-3-1)**  
Oakland City  
Franklin  
Wabash  
Danville - HC  
Evansville  
Eastern Illinois  
Indiana Central  
Kirksville (Mo.)  
Rose-Hulman  
Coach: Wally Marks



**Roy Goodlad**  
1931  
4-3-0, .571

**1931 (4-3)**  
Oakland City  
Illinois "B"  
Franklin  
Eastern Illinois  
Indiana Central  
Ball State - HC  
Evansville  
Coach: Roy Goodland

**1932 (3-5)**  
Franklin  
Oakland City  
Valparaiso  
Rose-Hulman - HC  
Eastern Illinois  
Danville Normal  
Manchester  
Ball State  
Coach: Art Strum

**1933 (7-1)**  
Gary  
Valparaiso  
Manchester  
Evansville - HC  
Danville Normal  
Eastern Illinois  
Ball State  
Rose-Hulman  
Coach: Wally Marks

**1934 (3-5)**  
Evansville  
Valparaiso  
Rose-Hulman  
Butler  
Eastern Illinois  
Franklin - HC  
Ball State  
Eastern Michigan  
Coach: Wally Marks

**1935 (5-3)**  
SEMO  
Hanover  
Eastern Illinois  
Butler  
Franklin  
Ball State - HC  
Eastern Michigan  
Evansville  
Coach: Wally Marks

**1936 (2-3-2)**  
Illinois State  
Hanover  
Ball State  
Eastern Illinois  
Evansville  
Jas. Millikin  
E. Michigan - HC  
Coach: Wally Marks

**1937 (1-7)**  
Illinois State  
Eastern Illinois  
Hanover  
Franklin  
Valparaiso  
Evansville  
Ball State - HC  
Eastern Michigan  
Coach: Wally Marks

**1938 (1-7)**  
Michigan Normal  
Franklin  
Ball State  
Hanover  
Valparaiso  
Evansville  
Eastern Illinois - HC  
Eastern Kentucky  
Coach: Wally Marks

**1939 (2-6)**  
Lawrence (WI)  
Ball State  
Butler  
Louisville - HC  
Valparaiso  
Eastern Kentucky  
Bradley Tech  
Eastern Illinois  
Coach: Wally Marks

**1940 (5-1-2)**  
Louisville  
Lawrence (Wisc.)  
Eastern Illinois  
Valparaiso - HC  
Grand Rapids  
Illinois State  
Ball State  
Franklin  
Coach: Wally Marks

**1941 (5-2)**  
Illinois State  
Franklin - HC  
Valparaiso  
Grand Rapids  
Eastern Michigan  
Ball State  
Eastern Illinois  
Coach: Wally Marks

**1942 (4-3)**  
Illinois State  
Eastern Illinois  
Valparaiso  
Evansville  
Louisville  
St. Joseph's - HC  
Ball State  
Coach: Art Strum

**1943 (0-5-1)**  
SEMO  
Illinois State  
DePauw  
Illinois Wesleyan - HC  
Bowman Field  
Illinois Wesleyan  
Coach: Miller & Lewis

**1944 (5-2-1)**  
Wabash  
SEMO  
Central Michigan  
Illinois State  
Southern Illinois  
Wabash - HC  
Illinois State  
George Field  
Coach: Phil Brown

**1945 (2-4)**  
Wabash  
Eastern Kentucky  
Eastern Illinois  
Valparaiso  
Illinois State  
Danville Normal  
Coach: Bob LeCray

**1946 (4-4)**  
Illinois State  
Wabash  
Butler  
Evansville  
St. Joseph's  
Danville Normal  
Eastern Illinois - HC  
Ball State  
Coach: Wally Marks

**1947 (5-3)**  
Illinois State  
Valparaiso  
Southern Illinois  
Illinois Wesleyan  
Marshall  
Eastern Illinois  
St. Joseph's - HC  
Ball State  
Coach: Wally Marks

**1948 (4-4)**  
Illinois State  
Valparaiso  
Southern Illinois  
Illinois Wesleyan  
Eastern Illinois - HC  
Evansville  
St. Joseph's  
Ball State  
Coach: Wally Marks



**George Ashworth**  
1949-50  
2-16-1, .132

**1949 (1-9)**  
Illinois State  
Valparaiso  
Southern Illinois  
Butler  
Oklahoma City  
Eastern Illinois  
St. Joseph's - HC  
Ball State  
Hillsdale  
Southern Illinois  
Coach: George Ashworth

**1950 (1-7-1)**  
Illinois State  
Valparaiso  
Southern Illinois  
St. Joseph's  
Indiana Cent. - HC  
Eastern Illinois  
DePauw  
Ball State  
Butler  
Coach: George Ashworth



**Mark Dean**  
1951-54, 1956  
15-20-4, .436

**1951 (0-6-1)**

7	Illinois State	27
7	Valparaiso	46
0	St. Joseph's	13
0	Ball State	0
0	Heidelberg	40
13	DePauw - HC	14
7	Butler	14

Coach: Mark Dean

**1952 (4-1-3)**

33	Illinois State	7
0	Valparaiso	0
40	Evansville	7
21	St. Joseph's	3
13	Butler	13
0	Ball State - HC	33
14	DePauw	7
7	Hanover	7

Coach: Mark Dean

**1953 (5-3)**

14	Ripon	0
13	Valparaiso	31
31	Evansville	13
23	St. Joseph's - HC	14
6	Ball State	33
12	Butler	47
38	DePauw	0
48	Hanover	13

Coach: Mark Dean

**1954 (4-4)**

40	Eastern Illinois	7
13	Valparaiso	20
6	Evansville	41
20	St. Joseph's — HC	21
14	Ball State	13
26	Butler	38
21	DePauw	14
33	Hanover	13

Coach: Mark Dean



**Paul Selge**  
1955  
2-7-0, .222

**1955 (2-7)**

13	Eastern Illinois	33
6	Ball State	19
0	St. Joseph's	27
9	Valparaiso	27
26	Franklin — HC	7
6	Hanover	20
19	Evansville	33
14	DePauw	6
19	Butler	26

Coach: Paul Selge

**1956 (2-6)**

13	E. Illinois	7
19	Valparaiso - HC	33
0	Butler	33
13	St. Joseph's	59
14	Ball State	26
27	Anderson	7
14	Evansville	26
13	DePauw	46

Coach: Mark Dean



**Bill Jones**  
1957-65  
32-37-1, .464

**1957 (1-6)**

14	Eastern Illinois	0
27	Evansville	34
6	DePauw - HC	26
0	Butler	27
0	St. Joseph's	42
7	Anderson	23
0	Ball State	20

Coach: Bill Jones

**1958 (2-6)**

8	Eastern Illinois	30
6	Evansville	21
14	DePauw	16
8	Butler - HC	31
0	St. Joseph's	44
14	Valparaiso	12
8	Ball State	26
19	Hanover	13

Coach: Bill Jones

**1959 (5-3)**

7	Eastern Illinois	6
6	Evansville	8
28	DePauw	20
6	Butler	41
20	St. Joseph's	14
7	Valparaiso	28
29	Ball State	8
19	Hanover	16

Coach: Bill Jones

**1960 (3-4)**

0	Eastern Illinois	30
7	Evansville	11
7	DePauw	15
14	Butler - HC	21
21	St. Joseph's	7
14	Valparaiso	13
26	Ball State	23

Coach: Bill Jones

**1961 (2-6)**

20	Eastern Illinois	23
20	Indiana Central	26
7	Valparaiso	20
14	Evansville - HC	15
41	Ball State	0
0	Butler	26
14	DePauw	28
13	St. Joseph's	9

Coach: Bill Jones

**1962 (5-3)**

0	Eastern Illinois	13
40	Indiana Central	0
10	Valparaiso — HC	11
26	Evansville	7
22	Ball State	0
20	Butler	41
13	DePauw	0
16	St. Joseph's	0

Coach: Bill Jones

**1963 (4-4)**

14	Eastern Illinois	6
20	Illinois State	7
14	Valparaiso	19
29	Evansville - HC	7
7	Ball State	15
6	Butler	7
0	DePauw	21
28	St. Joseph's	0

Coach: Bill Jones

**1964 (6-2)**


25	Eastern Illinois	14
26	Illinois State	7
35	Valparaiso - HC	6
14	Evansville	20
17	Ball State	0
2	Butler	7
6	DePauw	0
35	St. Joseph's	8

Coach: Bill Jones

**1965 (4-3-1)**

17	Eastern Illinois	0
7	Butler	27
42	Illinois State	21
6	St. Joseph's	14
24	Valparaiso - HC	21
14	Evansville	0
15	Ball State	52
14	DePauw	14

Coach: Bill Jones



**Jerry Huntsman**  
1966-72  
43-24-1, .639

**1966 (6-2)**

32	at Eastern Illinois	0
6	at Butler	28
25	Illinois State	6
7	St. Joseph's - HC	0
19	at Valparaiso	16
20	Evansville	18
20	at Ball State	31
30	DePauw	8

Coach: Jerry Huntsman

**1967 (6-4)**

41	Eastern Illinois	6
23	Butler	7
0	at Northern Illinois	34
13	at St. Joseph's	0
47	Valparaiso - HC	12
15	at Evansville	14
24	Ball State	26
14	at DePauw	17
7	Western Illinois	26
9	at Tampa	7

Coach: Jerry Huntsman

**1968 (9-1)**

23	at Eastern Illinois	0
13	at Akron	41
28	at Butler	12
19	Northern Illinois	7
48	St. Joseph's - HC	6
28	at Valparaiso	0
40	Evansville	14
20	at Ball State	14
41	DePauw	17
14	at Western Ill.	10

Coach: Jerry Huntsman

**1969 (6-3-1)**

41	Eastern Illinois	6
7	at Western Kentucky	7
14	at Evansville	8
7	Eastern Michigan - HC	13
26	at Ball State	0
7	at Southern Illinois	29
54	at Butler	31
42	Illinois State	25
24	Central Michigan	25
12	at Eastern Kentucky	14

Coach: Jerry Huntsman

**1970 (5-5)**

28	at Eastern Illinois	18
6	Western Kentucky	30
20	Evansville	7
21	at Eastern Michigan	25
26	Ball State - HC	28
17	at Akron	8
61	Butler	0
28	at Illinois State	7
7	at Central Michigan	17
0	Eastern Kentucky	9

Coach: Jerry Huntsman

**1971 (4-6)**

21	at Western Illinois	23
28	Eastern Illinois	7
21	at Evansville	13
6	Central Michigan	21
17	at Ball State	20
19	Illinois State - HC	23
14	at Butler	21
17	Southern Illinois	3
37	Akron	10
15	Drake	27

Coach: Jerry Huntsman

**1972 (7-3)**

7	Cincinnati	10
17	at Eastern Illinois	14
28	Evansville	6
0	at Central Michigan	34
10	Ball State	21
32	at Illinois State	8
49	Butler	21
41	Western Illinois - HC	7
21	Akron	17
31	at Southern Illinois	3

Coach: Jerry Huntsman



**Tom Harp**  
1973-77  
20-31-0, .392

**1973 (4-7)**

24	at Northern Illinois	42
17	at Eastern Illinois	0
14	Eastern Michigan	25
3	at Arkansas State	9
17	at Ball State	18
7	Central Michigan - HC	21
41	at Butler	13
22	Western Illinois	14
14	at Akron	31
17	Illinois State	21
36	Southern Illinois	17

Coach: Tom Harp

**1974 (5-5)**

21	Eastern Illinois	6
10	Southern Illinois	8
23	at Northern Illinois	14
31	Ball State	22
0	at Central Michigan	49
3	at Western Carolina	18
56	Butler - HC	27
21	Akron	22
7	at Illinois State	16
7	at Western Illinois	32

Coach: Tom Harp

**1975 (5-5)**

7	at Eastern Michigan	30
23	at Southern Illinois	21
16	at Ball State	20
21	Northern Illinois	10
56	Dayton	14
42	Illinois State - HC	13
11	at Akron	14
26	Nebraska-Omaha	9
7	at Tulsa	62
7	at Delaware	46

Coach: Tom Harp

**1976 (3-7)**

31	Arkansas State	21
14	Dayton	20
7	Akron	34
28	Northern Illinois - HC	10
13	at Central Michigan	16
14	at Illinois State	24
2	Southern Illinois	21
9	at Ball State	24
20	at Wichita State	17
14	at VMI	26

Coach: Tom Harp

**1977 (3-7)**

7	at McNeese State	25
14	at Southern Illinois	9
14	Western Carolina	15
3	at Akron	20
23	at Drake	20
20	Illinois State - HC	10
20	at West Texas St.	31
18	Ball State	42
14	Wichita State	41
16	at Louisville	27

Coach: Tom Harp



**Dick Jamieson**  
1978-79  
11-11-0, .500

**1978 (3-8)**

9	New Mexico St.	14
31	Western Illinois	20
8	at E. Michigan	27
12	at Louisville	31
0	at Ball State	7
13	Drake - HC	0
7	West Texas State	36
0	at N.E. Louisiana	14
7	Southern Illinois	28
21	at Illinois State	27
42	Wichita State	18

Coach: Dick Jamieson

**1979 8-3)**

19	Drake	12
28	at Wichita State	9
17	at Western Illinois	14
40	at New Mexico St.	23
28	at Akron	27
18	Ball State	13
17	at West Texas State	33
10	Louisville - HC	34
23	Illinois State	21
38	at Southern Illinois	41
38	N.E. Louisiana	21

Coach: Dick Jamieson



**Dennis Raetz**  
1980-97  
94-105-1, .473

**1980 (6-5)**

13	at Drake	10
14	Eastern Illinois	0
27	Akron	9
20	at Wichita State	46
19	S. Illinois - HC	6
17	at Louisville	27
0	at Illinois State	9
37	West Texas State	18
7	at Tulsa	30
33	New Mexico St.	28
21	at Ball State	28

Coach: Dennis Raetz

**1981 (5-5-1)**

8	at N.E. Louisiana	38
14	at Drake	17
41	New Mexico State	6
14	Wichita State	14
31	Ball State	7
19	Tulsa	20
34	Illinois State	14
3	Southern Illinois	17
14	at West Texas St.	17
27	at Eastern Illinois	14
42	at Marshall	0

Coach: Dennis Raetz

# INDIANA STATE

### 1982 (5-6)

10	at Central Michigan	35
14	New Mexico St.	10
13	McNeese State	10
17	at Ball State	0
29	at Drake	19
0	at Maryland	38
12	E. Illinois - HC	16
9	at Southern Ill.	21
24	Illinois State	7
23	at Louisville	35
14	at Tulsa	48

Coach: Dennis Raetz

### 1983 (9-4)

10	N.E. Louisiana	9
26	UNI	0
13	at Florida	17
33	Central Missouri	7
20	at Illinois State	37
35	Ball State	14
24	Wichita State	22
21	Southern Illinois - HC	34
17	at Eastern Illinois	13
31	at West Texas State	20
38	at Drake	0
16	*Eastern Illinois	13
7	*at Southern Illinois	23

\*I-AA Playoffs  
Coach: Dennis Raetz

### 1984 (9-3)

42	Wayne State	6
24	Eastern Illinois	17
19	Illinois State	7
27	Central Missouri	3
34	n-Ball State	6
44	at Louisville	21
17	Drake - HC	3
27	at Southern Illinois	10
38	Central Florida	0
17	Tulsa	24
2	at Western Illinois	22
41	*Middle Tennessee St.	42

\*I-AA Playoffs  
Coach: Dennis Raetz

### 1985 (4-6)

31	St. Cloud State	14
7	at Eastern Illinois	39
10	at Kansas	37
17	Drake	10
27	at West Texas St.	29
7	at UNI	24
42	Western Illinois - HC	24
41	Southern Illinois	38
27	n-Ball State	29
21	at Illinois State	24

Coach: Dennis Raetz

### 1986 (3-8)

27	St. Cloud St.	18
14	Missouri State	10
9	at Iowa State	64
6	at Kansas	20
3	n-Ball State	16
14	at Southern Illinois	16
28	Illinois State - HC	38
27	Buffalo	0
14	at Cincinnati	46
14	Eastern Illinois	31
10	at UNI	45

Coach: Dennis Raetz

### 1987 (5-6)

55	Salem College	0
0	Boston University	34
12	at W. Illinois	42
0	UNI	14
0	Missouri State	42
0	at Georgia Tech	38
14	Eastern Illinois	20
10	at Illinois State	3
24	Southern Illinois—HC	15
40	Cincinnati	16
24	Ball State	23

Coach: Dennis Raetz

### 1988 (5-6)

38	Salem College	17
0	at Florida	58
21	Western Illinois	24
24	Eastern Illinois	12
27	Missouri State	24
7	at Southern Illinois	10
26	Illinois State—HC	18
24	at UNI	6
7	at Youngstown St.	25
21	at Cincinnati	40
10	Ball State	24

Coach: Dennis Raetz

### 1989 (4-7)

21	Central Mo. St.	15
10	at SMS	31
42	Austin Peay	15
7	at Eastern Illinois	21
14	at Minnesota	34
19	Youngstown State	20
3	UNI — HC	24
6	at Illinois State	15
27	Ball State — HD	34
35	Southern Illinois	24
13	at Western Illinois	7

Coach: Dennis Raetz

### 1990 (4-7)

37	Central Missouri St.	16
17	at Southern Illinois	20
26	Missouri State	33
13	at Purdue	41
10	at Western Illinois	28
52	Murray State	0
22	Eastern Illinois	31
33	UNI — HC	23
0	at Ball State	42
24	Illinois State	28
29	at Western Kentucky	27

Coach: Dennis Raetz

### 1991 (5-6)

25	at Kansas State	26
35	Central Missouri State	6
39	Concord College	8
10	Ball State	14
3	at Illinois State	6
16	Eastern Illinois	15
19	at Missouri State	68
23	Southern Ill. — HC	30
7	Western Illinois	6
21	at UNI	49
31	Western Kentucky	14

Coach: Dennis Raetz

### 1992 (6-5)

0	3	at Oklahoma State	35*
14	14	at Western Kentucky	34
12	12	Illinois State	7
66	66	Lock Haven	13
24	24	Youngstown State	30
28	28	at Eastern Illinois	31
63	63	Glenville State	49
3	30	at Western Illinois	42
13	13	UNI — HC	34
31	31	Missouri State	28
35	35	at Southern Illinois	42

\*Game forfeited to ISU  
Coach: Dennis Raetz

### 1993 (4-7)

21	at Air Force	63
10	at Minnesota	27
21	at Missouri State	31
27	Eastern Illinois	24
10	at UNI	17
3	at Illinois State	17
41	Western Kentucky — HC	14
26	Southern Illinois	35
10	at Youngstown State	17
49	West Virginia Tech	6
16	Western Illinois	6

Coach: Dennis Raetz

### 1994 (5-6)

17	at Toledo	20
41	Lock Haven	14
63	West Virginia Tech	0
12	Illinois State	7
10	UNI	11
27	at Southern Illinois	14
17	at Western Illinois	38
7	Missouri State — HC	10
21	at Eastern Illinois	30
28	at Western Kentucky	16
3	Youngstown State	14

Coach: Dennis Raetz

### 1995 (7-4)

31	Mars Hill	0
33	at Mississippi	56
41	Glenville State	14
30	Western Illinois	13
52	Southern Illinois	3
16	at Missouri State	9
10	at UNI	27
27	Western Kentucky — HC	6
13	at Youngstown State	6
0	at Illinois State	25
6	Eastern Illinois	27

Coach: Dennis Raetz

### 1996 (6-5)

48	Mars Hill	0
3	at Kansas State	59
16	at Eastern Illinois	35
47	St. Joseph's	14
34	at Liberty	10
10	at Western Illinois	7
24	at Southern Illinois	13
23	Illinois State—HC	7
20	at Western Kentucky	27
19	UNI	34
12	Missouri State	27

Coach: Dennis Raetz

### 1997 (3-8)

0	at Murray State	13
19	Kentucky State	6
6	at North Texas	41
19	Southern Illinois	14
0	Youngstown State — HC	31
7	at Missouri State	22
3	Western Illinois	37
16	at Illinois State (2OT)	13
14	Eastern Illinois	21
14	Western Kentucky	21
21	at UNI (3OT)	29

Coach: Dennis Raetz



Tim McGuire  
1998-2004  
24-55-0, .304

### 1998 (5-6)

0	at Kansas State	66
21	at SE Missouri State	14
14	at Youngstown State	20
38	St. Joseph's (Ind.)	7
20	Illinois State	24
14	Missouri State — HC	14
27	at S. Illinois	21
28	UNI	31
9	at W. Illinois	26
14	at Western Kentucky	42
66	Murray State	10

Coach: Tim McGuire

### 1999 (3-8)

0	at Iowa State	33
0	at Oklahoma	49
24	at Eastern Kentucky	31
28	Youngstown State	31
17	at Illinois State	20
34	SE Missouri State	13
39	Western Illinois — HC(OT)	36
21	at UNI	44
66	Southern Illinois	44
30	Western Kentucky (OT)	34
14	at Missouri State	31

Coach: Tim McGuire

### 2000 (1-10)

24	Eastern Illinois	42
10	Eastern Kentucky	34
0	at Western Michigan	56
24	at Murray State	41
7	at Western Illinois	49
7	Missouri State	24
0	Illinois State	21
17	UNI — HC	49
7	at Youngstown State	42
23	Southern Illinois	22
3	at Western Kentucky	28

Coach: Tim McGuire

### 2001 (3-8)

0	at Tulsa	51
14	at Eastern Illinois	44
21	at Eastern Michigan	14
13	Stephen F. Austin	31
31	Youngstown St.	35
9	W. Kentucky	22
25	at Missouri State	19
20	Southern Illinois — HC	14
13	at UNI	34
17	at Illinois State	31
15	Western Illinois	52

Coach: Tim McGuire

### 2002 (5-7)

17	at Western Michigan	48
14	Cumberland	10
21	at Ball State	23
19	at Eastern Illinois	26
34	Murray State (OT)	31
16	at Youngstown St.	31
23	Missouri State (OT)	21
21	at Western Illinois	52
7	at Western Kentucky	24
21	UNI — HC	19
21	at Southern Illinois	14
12	Illinois State	20

Coach: Tim McGuire

### 2003 (3-9)

7	at Ball State	31
13	Florida International	10
3	at Indiana	33
17	at Murray State	10
23	Eastern Illinois	7
14	Southern Illinois	37
14	at UNI	22
24	Youngstown St. (OT)	30
14	Western Kentucky — HC	59
10	at Missouri State	45
28	Western Illinois	34
3	at Illinois State	38

Coach: Tim McGuire

### 2004 (4-7)

0	at Miami (Ohio)	49
33	at Eastern Illinois (OT)	20
28	Murray State	31
41	UT-Martin	24
41	Illinois State (2OT)	38
27	at Western Illinois	29
28	Missouri State	31
9	at Western Kentucky	31
20	at Youngstown St.	45
6	UNI	58
10	at Southern Illinois	59

Coach: Tim McGuire



Lou West  
2005-2007  
1-32, .030

### 2005 (0-11)

13	Eastern Illinois	24
10	St. Francis (Ind.)	42
15	at Murray State	27
7	at Texas Tech	63
28	Western Ky.	38
0	Y'town State	45
10	at UNI	31
20	Southern Ill. — HC	42
27	at Missouri St.	31
35	W. Illinois	63
28	at Illinois St.	70

Coach: Lou West

### 2006 (1-10)

35	at Purdue	60
21	at Eastern Illinois	31
40	Murray State	59
14	at Northern Illinois	48
3	at Southern Illinois	55
17	at Y'town State	55
14	UNI	34
28	Missouri State — HC	22
3	at Western Ky.	41
41	at Western Illinois	46
20	Illinois State	42

Coach: Lou West

### 2007 (0-11)

7	at Indiana	55
17	Austin Peay	32
10	at SEMO	13
20	Eastern Illinois	54
10	Southern Illinois	72
7	Western Illinois	19
17	at Illinois State	69
7	Western Ky. — HC	56
7	at Missouri State	63
7	Y'town State	40
14	at UNI	68

Coach: Lou West/  
Dennis Raetz

INDIANA STATE SYCAMORES



2008 MEDIA INFORMATION



## To The Media

It is our goal that you find this publication useful while covering Indiana State University's 2008 football team. Every effort has been made to include timely and pertinent information.

Additional requests by accredited media representatives for items such as color photography, electronic highlights, feature material, etc., should be directed to our office. It is our purpose to serve you.

## Credentials

Requests for working press, radio, television and photographer passes should be made as early as possible to:

### Ace Hunt

Assistant Director for Athletics Media Relations

Indiana State University

567 North Fifth Street, Room A-15

Terre Haute, IN 47809

FAX: (812) 237-4157

Credentials may be picked up in the Media Relations office prior to the first game, thereafter they will be left at Memorial Stadium Media Will Call. Credentials must be made visible at all times for proper identification by Indiana State security personnel. Weekly print media and non-reporting radio-TV representatives have least priority to media reservations. Likewise, we are unable to accommodate children, spouses or other nonworkers.

## Photo / Sideline Credentials

Follow the same procedure as used in requesting press box credentials. A credential must be designated photo for access to field level.

## Media Will Call

The Memorial Stadium Media Will Call is located at the West gate area of the stadium. Credentials may be picked up 90 minutes prior to game time.

## Press Box

**Entrance:** The entrance to the Memorial Stadium press box is via the elevator located on the west side of the stadium, directly across from main gate.

**Layout:** The Memorial Stadium press box is a single-level facility. The main area is reserved for print media personnel. There are separate booths for radio and television networks, coaches and the official stat crew. Film crews are asked to use the photo deck atop the press box.

**Radio Networks:** The originating station for each team's radio network is provided a booth from which to broadcast. Phone lines are provided in the visitor's radio booth on a reciprocal basis.

**Television:** Should a station wish to originate live coverage of a game, a broadcast booth will be provided to the originating network. **All telecasts must have the approval of the Indiana State University Athletics Director.**

**Coaches Booth:** Home and visiting coaching staffs are provided a booth, seating four persons, from which to work.

**Pressbox Roof:** An open air photo deck is located on the pressbox roof. Secondary radio broadcasts may also be placed on the roof due to space limitations.

**Sideline:** Indiana State follows NCAA regulations regarding media representatives on the sidelines. Photographers are not permitted to shoot between the 25-yard lines and must display their credentials at all times. Media may not work inside the team areas at any time. Representatives from the Indiana State Athletics Department will be responsible for sideline control.

## Media Parking

New In 2008! There will be a designated media parking area near the main entrance to Memorial Stadium. Media parking passes will be delivered to all credentialed media well in advance of the first home game.

## Press Box Services

Statistical and informational materials including pre-game notes, flip cards and gameday programs will be distributed in the press box prior to game time. Two telephone lines are available on a first-come, first-served basis. Play-by-play, complete quarter, halftime and final game statistics and drive charts will be available shortly after the game. A light meal and beverages will be available to accredited media one hour prior to game time. Beverages will be available throughout the game. In-game live statistics will be provided to live electronic broadcast outlets. The Indiana State football press box is equipped with wireless internet technology, with which users may acquire guest access to the university's broadband internet server while working.

## Post-Game Procedure

Prior to the end of the contest, Assistant SID Ace Hunt will collect media requests. Media will be escorted to field level with five (5) minutes remaining on the fourth quarter clock. Coach Miles will be available in the Sycamore media room below the press box on ground level. The opposing coach and two selected players will follow Coach Miles. Selected ISU players will then be escorted to the media room for interview opportunities.

## Radio Information

Radio contract requests and information should be directed to the Indiana State Athletics Media Relations Office. Stations designated as "official" by visiting opponents will be provided a courtesy telephone line on press row. All other stations requesting broadcast space must pay a fee of \$50 to Indiana State University and will be accommodated on the press box roof.

## Player Interview Policy

All requests for player interviews must be made through the Media Relations office. Players have been instructed to conduct no interviews unless they have been set up in this manner. The interviews generally will be conducted after practice at Memorial Stadium. Players generally are available throughout the week with the exception of game days. Requests for telephone interviews will be handled by players returning phone calls to the media. **No home telephone numbers will be given out.**

## Interviews with Coach Trent Miles

Interviews with coach Trent Miles may be arranged through the Athletics Media Relations Office by calling (812) 237-4159. It is best to arrange phone interviews during the morning. If you are unable to speak with coach Miles during the mornings, he is available to talk to the media directly after the conclusion of practice at Memorial Stadium.

## Directions to Memorial Stadium

**Memorial Stadium is located on the northeast corner of Wabash and Brown Avenue.**

**From the east (Indianapolis):** Take Interstate 70 west to the first Terre Haute exit (Hwy 46). Turn right onto Highway 46 North and travel approximately two miles to Wabash Avenue. Turn left onto Wabash Avenue and travel approximately one mile to Brown Avenue (second stoplight).

**From the west (St. Louis):** Take Interstate 70 east to the third Terre Haute exit (Highway 46). Turn right onto Highway 46 North and travel approximately two miles to Wabash Avenue. Turn left onto Wabash Avenue and travel approximately one mile to Brown Avenue (second stoplight).

## Sycamores On The Net

The Indiana State University Home Page can be located at <http://www1.indstate.edu>. Links to other departments within the university may be accessed from this site.

The Indiana State Athletics Home Page may be accessed at [GoSycamores.com](http://GoSycamores.com). All current Sycamore football information can be found on this page, including weekly media releases, game-by-game recaps, statistics and coaching staff biographies.

The screenshot shows the GoSycamores.com website interface. At the top, there's a navigation bar with links for 'SUPPORT THE SYCAMORES', 'MERCHANDISE', and 'TICKETS'. Below this, there are several featured sections:
 

- A 'Sycamore Football Adds Calvin Schmitzke To Roster' announcement, stating that head coach Trent Miles announced the addition of 195 lbs. freshman quarterback Calvin Schmitzke (Terre Haute, Wash. Lake HS) to the football roster.
- A 'Sycamore Vision' advertisement presented by First Financial Bank.
- A 'LAUNCH VIDEO' button.
- A 'Member Login' section with fields for Member Name and Password.
- A 'Subscribe Now / More Info / Renew' button.
- A 'It's Time for Sycamore Football' graphic.
- A 'FANDANGO' advertisement for 'Congratulate Grads With the Gift of Movies'.
- A 'BUY NOW' button for 'Fandango Bucks Gift Certificates'.

 The left sidebar contains a 'SUPPORT THE SYCAMORES' menu with items like Men's Sports, Women's Sports, Sports Schedules, Sycamore Fans, Student Athletics, Marketing & Promotions, Broadside & Media, Online Store, Athletics Hall of Fame, Athletics Department, Sports Facilities, History & Tradition, Support Sycamore Athletics, Show Your ISU Pride, and External Links. At the bottom, there are links for 'TERRE HAUTE TRAVEL CENTER', 'CAMPUS & CLINICS', and 'Sycamore 2008 Volleyball Roster Set For Date's First Team At Indiana State'.

## Sycamores On The Air

All Indiana State football games can be heard on either The Crock 92.7 FM or on ESPN Radio 1300 AM in Terre Haute. Calling all of the action for the Sycamores will once again be Brian Fritz, a nine-year veteran of the Indiana State broadcast booth. Joining Fritz for the fourth consecutive season is former high school head coach as well as collegiate assistant coach Pete Emmert.



**Brian Fritz**



**Pete Emmert**

In addition, the WTWO Channel 2 Sports Department will handle the television broadcast duties for the Sycamores again in 2008. Sports Director Jason Pensky as well as Sports Reporter Rick Semmler will provide details of all of the action for Sycamore Football on WTWO this fall.



**Jason Pensky**



**Rick Semmler**



**Ace Hunt**

**Associate Athletics Media Relations Director**

**(812) 237-4159**

**(812) 243-5568**

**ahunt7@isugw.indstate.edu**

## Primary Media List

### Newspapers

**Evansville Courier**, 201 NW Second, P.O. Box 268, Evansville, IN 47702. Dave Johnson, Sports Editor. (812) 464-7526. FAX (812) 422-8196

**Indianapolis Star**, 307 North Pennsylvania, Indianapolis, IN 46204. Pat McKee, Sports Writer. Phone (317) 444-6644. FAX (317) 444-6500.

**Indiana Statesman**, HMSU, Indiana State University, Terre Haute, IN 47809, Sports Editor. Phone (812) 237-3030. FAX (812) 237-7629.

**Terre Haute Tribune-Star**, P.O. Box 149, Terre Haute, IN 47808. **Todd Golden (beat writer), Sports Editor**. Phone (812) 231-4224. FAX (812) 231-4321.

### Wire Services

**Associated Press**, Suite 1600, Capital Center North, 251 North Illinois St., Indianapolis, IN 46204. Mike Marot, Sports Editor. Phone (317) 639-5501. FAX (317) 638-4611.

**ESPN/SportsTicker**, Harbor Financial Center, 800 Plaza Two, Jersey City, NJ 07311-1199. FCS Coordinator. Phone (800) 367-8935. FAX (800) 336-0383.

**The Sports Network**, 2200 Byberry Road, Hatboro, PA 19040. Phone (800) 227-7249. FAX (800) 227-0803.

### Radio

**Flagship Radio Outlet – ESPN RADIO 1130 & 1300 AM** 1300 Ohio Street, Terre Haute, IN 47807. Sports Director. Phone (812) 234-9770. FAX (812) 238-1576.

**WTHI-FM (99.9)**, 918 Ohio Street, Terre Haute, IN 47808. Phone (812) 232-9481. FAX (812) 234-0089.

**WISU-FM (89.7)**, Dreiser Hall 230, Indiana State University, Terre Haute, IN 47809. Phone (812) 237-3690. FAX (812) 237-3241.

**Indianapolis Sports Talk Radio**, 54 Monument Circle, Suite 250, Indianapolis, IN 46204. Greg Rakestraw, Sports Director. Phone (317) 655-9999. FAX (317) 655-9995.

**NETWORK INDIANA**, 201 S. Capitol Ave., Suite 500, Indianapolis, IN 46225. Bob Lovell. Phone (317) 237-5598. FAX (317) 237-5620

### Television

**Flagship TV Outlet – WTWO-TV (Channel 2) & WFXW (Channel 38)** U.S. Highway 41 South, Terre Haute, IN 47808. Jason Pensky, Sports Director (TV play-by-play); Rick Semmler, reporter. Phone (812) 232-9504. FAX (812) 696-2755.

**WTHI-TV (Channel 10)**, 918 Ohio Street, Terre Haute, IN 47808. Jamison Coyle, Sports Director. Phone (812) 232-4953. FAX (812) 232-8953.

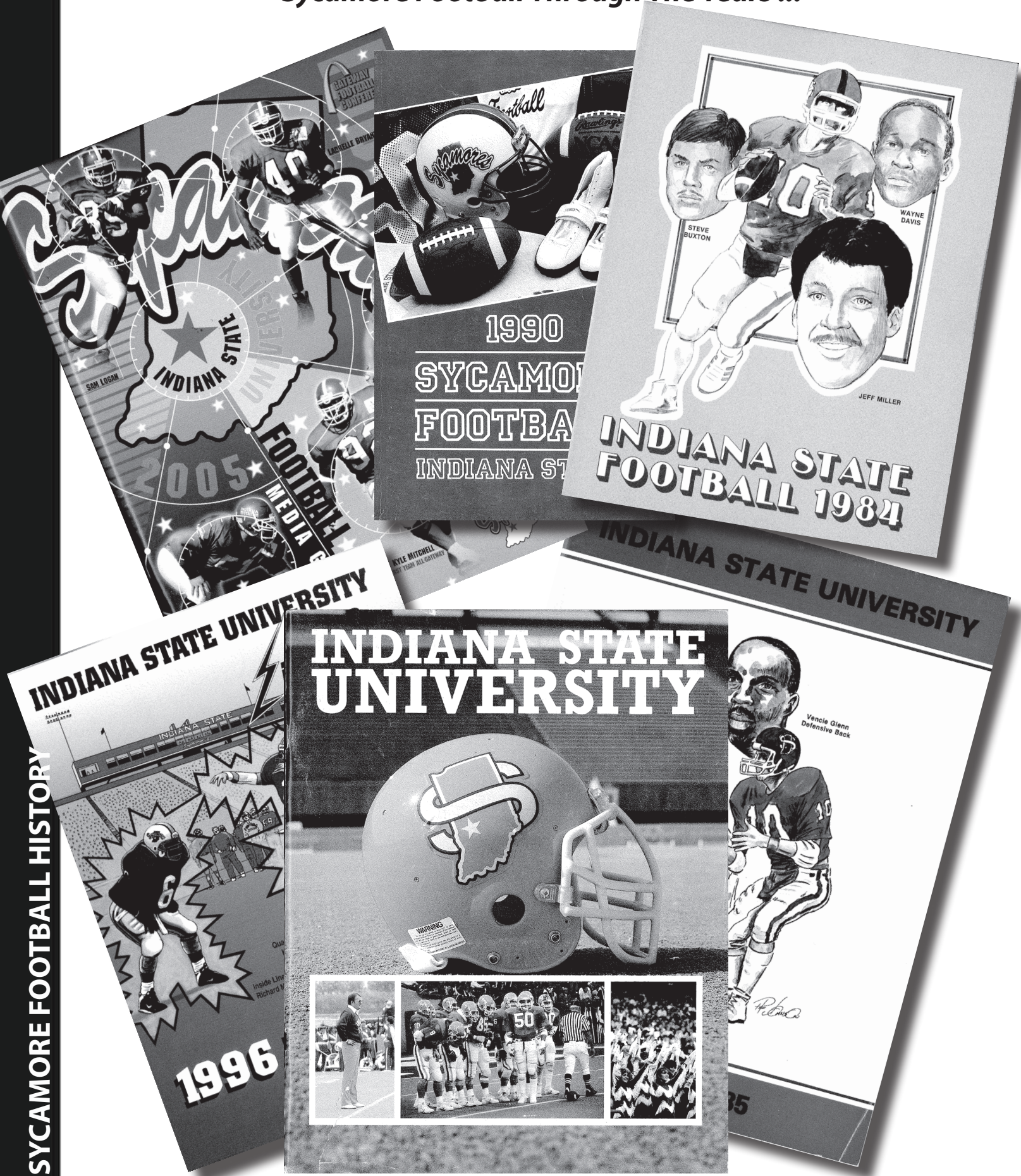
**WISH-TV (Channel 8)**, P.O. Box 7088, Indianapolis, IN 46207. Jimmy Shumar, Sports Director. Phone (317) 931-2255. FAX (317) 926-1144.

**WRTV-TV (Channel 6)**, 1330 North Meridian, Indianapolis, IN 46204. Sports Director. Phone (317) 269-1433. FAX (317) 269-1445.

**WTHR-TV (Channel 13)**, 1000 North Meridian, Indianapolis, IN 46204. Dave Calabro, Sports Director. Phone (317) 639-6397. FAX (317) 632-6720

# INDIANA STATE

## Sycamore Football Through The Years ...



SYCAMORE FOOTBALL HISTORY