

NEBRASKA BASEBALL

3 CWS Appearances | 17 NCAA Regional Appearances | 12 Conference Champions | 103 MLB Draft Picks

2023 Official Game Notes | Huskers.com | Contact: Jared Meister • jmeister@huskers.com • (402) 472-7781

2023 SCHEDULE/RESULTS

Overall Record	21-14-1
Big Ten Record	7-5
at Hawks Field	10-3
Road Games	6-9-1
Neutral Games	5-2
Streak	L3
Last 10 Games	5-5

Date	Opponent	Time (CT)/Result
2/17	at San Diego	L, 7-3
2/18	at San Diego	L, 5-3
2/19	at San Diego	L, 10-9
2/20	at San Diego	T, 16-16 (7 inn.)
2/24	at South Alabama	W, 5-4
2/25	at South Alabama	W, 15-3
2/26	at South Alabama	W, 9-3
3/3	vs. No. 7 Vanderbilt^	W, 5-3
3/4	vs. Hawaii^	W, 12-3
3/5	vs. No. 4 Ole Miss^	L, 14-5
3/7	NO. COLORADO	W, 12-1 (7 inn.)
3/8	NO. COLORADO	W, 14-3 (7 inn.)
3/10	ILLINOIS STATE	W, 8-3
3/11	ILLINOIS STATE	W, 12-0
3/12	ILLINOIS STATE	CANCELED
3/14	OMAHA	L, 10-6
3/17	vs. Nicholls (DH)%	W, 2-1 (7 inn.)
3/17	vs. Nicholls (DH)%	W, 17-1
3/19	vs. Nicholls (DH)%	L, 10-7
3/21	at Creighton	L, 6-5
3/24	ILLINOIS*	W, 8-4
3/25	ILLINOIS*	W, 8-3
3/26	ILLINOIS*	L, 10-7
3/28	NORTH DAKOTA STATE	W, 4-1
4/1	vs. Texas A&M-CC	W, 12-1 (8 inn.)
4/1	at Abilene Christian	L, 5-3
4/4	at Kansas State	W, 6-1
4/7	at Michigan*	W, 3-1 (10 inn.)
4/8	at Michigan*	L, 8-6
4/9	at Michigan*	W, 11-3
4/11	OMAHA	L, 6-5 (10 inn.)
4/14	NORTHWESTERN*	W, 8-3
4/15	NORTHWESTERN*	W, 9-2
4/16	NORTHWESTERN*	W, 18-5
4/18	CREIGHTON	SUSPENDED IN 7TH
4/21	at Iowa*	L, 11-6
4/22	at Iowa*	L, 8-0
4/23	at Iowa*	L, 6-1
4/25	at Omaha	7 PM
4/26	SOUTH DAKOTA STATE	6:02 PM
4/28	MINNESOTA*	7:02 PM
4/29	MINNESOTA*	2:05 PM
4/30	MINNESOTA*	1:05 PM
5/3	NORTH DAKOTA STATE	6:05 PM
5/5	at Maryland*	5:30 PM
5/6	at Maryland*	1 PM
5/7	at Maryland*	12 PM
5/9	at Creighton	7 PM
5/12	PENN STATE*	6:05 PM
5/13	PENN STATE*	6:05 PM
5/14	PENN STATE*	11:05 AM
5/18	at Purdue*	5 PM
5/19	at Purdue	5 PM
5/20	at Purdue*	1 PM
5/23-28	Big Ten Tournament (Omaha, Neb.)	
Home games = Red all caps		
* Big Ten games		
^ Cambria Classic in Minneapolis (U.S. Bank Stadium)		
% Played in Manhattan, Kan.		

4/25-26 • TAL ANDERSON FIELD/HAWKS FIELD • OMAHA, NEB. /LINCOLN, NEB.



NEBRASKA HUSKERS

Record21-14-1 (7-5 Big Ten)
RankingNR
Head CoachWill Bolt
Career Record85-66-1 (4th Year)
Record at NebraskaSame

OMAHA MAVERICKS

Record	... 15-17 (4-8 Summit League)
RankingNR
Head CoachEvan Porter
Career Record	...131-176-1 (7th Year)
Record at OmahaSame

SOUTH DAKOTA STATE JACKRABBITS

Record	. 17-17 (10-5 Summit League)
RankingNR
Head CoachRob Bishop
Career Record	..265-315-1 (13th Year)
Record at SDSU	... 131-162 (7th Year)

MATCHUPS AT A GLANCE

NEB	OFFENSE	UNO/SDSU	NEB	PITCHING/DEF.	UNO/SDSU
.306	Batting	.285/.285	4.68	ERA	6.84/6.25
.533	Slugging	.444/.518	308.0	IP	265.2/279.1
.402	On-Base Pct.	.373/.400	5	Saves	6/7
76	Doubles	56/65	292	Ks	256/296
10	Triples	6/10	130	BBs	144/160
62	Home Runs	34/61	.235	OBA	.270/.271
144	Walks	115/190	24	Errors	34/36
42-54	SB-SBA	24-34/30-42	16	Double Plays	18/20

PROBABLE PITCHERS

TUES: NEB RHP Corbin Hawkins (2-0, 2.33 ERA) vs. UNO RHP Jackson Gordon (0-1, 11.12 ERA)
WED: TBD vs. TBD

GAME COVERAGE

Date	First Pitch	TV/Stream	Radio	Live Stats
4/25	7:00 PM	B1G+	Huskers Radio Network	huskers.com
4/26	6:02 PM	Nebraska Public Media	Huskers Radio Network	huskers.com

WHAT'S INSIDE

Season Notes	2-4
Head coach Will Bolt	5-6
2023 Roster	7
Around the Big Ten	8
Lineups	9-10
Game Results	11
Overall Stats	12
Big Ten Stats	13
Home Stats	14
Road/Neutral Stats	15
Last Series Stats	16
Last Five Games Stats	17
Last 10 Games Stats	18
Team Game by Game	19-20
Individual/Team Game Highs	21
Hitting Stats	22
Home Runs	23
Miscellaneous Stats	24
Pitching Stats	25
Career Pitching Appearances	26-29
Player Pages	30-42
The Last Time	43-44
TV/Radio Roster	45

NUMBERS TO KNOW

6 Nebraska is one of six teams nationally ranked in the top 50 in batting average, earned run average and fielding percentage this season.

1 Sophomore Corbin Hawkins is set to make his first collegiate start on Tuesday night at Omaha. The Omaha native has made 11 relief appearances this year, going 2-0 with a 2.33 ERA in 19.1 innings.

4 The Huskers are a perfect 20-0 on the season when holding opponents to four runs or less.

15 Casey Burnham has been hit by pitch 15 times this season, which ranks 17th nationally. Burnham is two away from tying Jake Mullinax for 10th-most by a Husker in a single-season.

11 With 189 career hits, Max Anderson is 11 hits shy of becoming the 27th Husker in program history to reach the 200-hit mark in his career at Nebraska.

QUICK FACTS

General Information

Location	Lincoln, Neb.
Population	298,126
Enrollment	25,390
Founded	1869
Nickname	Cornhuskers, Huskers
Colors	Scarlet and Cream
Affiliation	NCAA Division I
Conference	Big Ten
President	Walter "Ted" Carter Jr.
Chancellor	Ronnie D. Green
Athletic Director	Trev Alberts

Coaches and Staff

Head Coach	Will Bolt
Alma Mater	Nebraska, 2003
NEB Record	85-66-1 (4th Year)
Career Record	Same
Assistant Coach	Jeff Christy
Alma Mater	Nebraska, 2008
Assistant Coach	Lance Harvell
Alma Mater	Texas A&M, 2006
Volunteer Assistant	Danny Marcuzzo
Alma Mater	Western Illinois, 2012
Director of Operations	Curtis Ledbetter
Dir. of Player Development	Rob Childress
Strength Coach	Bryce Siecko
Athletic Trainer	Tanner Fowler

Baseball History

Season of Nebraska Baseball in 2023	117th
First Season of Nebraska Baseball	1889
All-Time Record	2,312-1,692-18 (.577)
All-Time Conference Record	901-845-2 (.516)
All-Time NCAA Tournament Record	36-35 (.507)
Conference Regular Season Titles	8
Conference Tournament Titles	4
NCAA Tournament Appearances	17
Super Regionals Appearances	4
College World Series Appearances	3
All-America Certificates	105
First-Team All-America Certificates	48
Freshman All-America Certificates	36
CoSIDA Academic All-Americans	21
All-Big Ten Selections (Since 2012)	42
Perfect Games Thrown	2 (1954, 1980)
No-Hitters Thrown	7 (3 Individual, 4 Combined)
Huskers Who Have Played in the MLB	37

Hawks Field at Haymarket Park

Capacity	8,486
First Season	2002
All-Time Record	403-161-1
Playing Surface	Kentucky Bluegrass
Dimensions	335 (LL); 403 (LC); 395 (CF); 400 (RC); 325 (RL)

Team Information

Letterwinners Returning/Lost	19/15
Position Starters Returning/Lost	5/3
Pitchers Returning/Lost	10/10
Newcomers	23 (9 Freshmen)
Overall Record	21-14-1
Big Ten Record	7-5

Communications Information

Baseball Contact	Jared Meister
Email	jmeister@huskers.com
Phone	(402) 472-7781
Fax	(402) 472-2005
Ticket Office	1-800-8 BIG RED or (402) 472-3111
Ticket Website	Huskers.com/Tickets
Radio	Huskers Radio Network

SEASON NOTES

Follow the Game

- Tuesday night's game at Omaha can be seen on a live stream on www.omavs.com, while Wednesday's matchup against South Dakota State will be broadcast live on Nebraska Public Media, with Larry Punteney and Jeff Leise on the call.
- Fans can also listen to Greg Sharpe and Ben McLaughlin call the action on the Huskers Radio Network. The games on Tuesday and Wednesday can be heard on KLIN (1400 AM, 99.3 FM) in Lincoln and KXSP (590 AM) in Omaha.
- Every game this season can be heard for free on Huskers.com and the Official Nebraska Huskers App for both iOS and android devices.

Nebraska vs. Omaha

- Through 76 all-time meetings, the Huskers hold a 62-14 advantage over the Mavericks in the all-time series.
- Nebraska and Omaha meet for the third time this season after the Mavericks came away with a pair of victories in the first two games between in the two in-state foes in Lincoln.
- Since Omaha's transition to DI, the Huskers have won 11 of the 16 meetings against the Mavericks.

Nebraska vs. South Dakota State

- Nebraska and South Dakota State have met 20 times on the baseball diamond, with the Huskers holding a dominant 18-2 advantage in the series.
- Going back to the 1971 season, the Big Red have won 11 consecutive games against the Jackrabbits.
- In their last meeting, the Huskers posted a 12-3 win over South Dakota State on March 13, 2012 in Lincoln.

2-For-400

- Nebraska is one of two teams nationally with two starters hitting at least .400 at the plate while starting every game this season, joining Virginia.
- Brice Matthews is hitting .409 with 10 doubles, two triples, 14 homers, 54 RBI and 44 runs, while Max Anderson is adding 13 doubles, two triples, 13 home runs, 46 RBI and 29 runs with a .407 hitting clip.

All Three Facets

- Nebraska is one of six teams nationally to be ranked in the top 50 in all three facets of the game.
- The Huskers are ranked 26th in batting average (.306), 49th in earned run average (4.68) and 10th in fielding percentage (.981)
- Nebraska is one of four Power Five schools to be ranked in the top 50 of all three categories, joining Kentucky (SEC), LSU (SEC) and Virginia (ACC).

Team	BA	ERA	FLD%
Army West Point (Patriot)	.297	3.94	.977
Kentucky (SEC)	.300	3.84	.981
LSU (SEC)	.322	4.24	.979
Nebraska (Big Ten)	.306	4.68	.981
Oral Roberts (Summit League)	.312	4.14	.984
Virginia (ACC)	.334	3.58	.977

Anderson, Matthews Join Elite Company

- Through April 23, Max Anderson and Brice Matthews are two of the seven players nationally hitting at least .400 at the plate with 13-plus home runs and 46 or more RBI this season.

Player (School)	Avg.	HR	RBI
Nolan Schanuel (FAU)	.453	15	47
Ethan Petry (South Carolina)	.427	20	64
Charlie Condron (Georgia)	.422	18	55
Brice Matthews (Nebraska)	.409	14	54
Edrick Felix (FGCU)	.409	18	58
Max Anderson (Nebraska)	.407	13	46
Charlie Pagliarini (Fairfield)	.400	16	58

Trio of Huskers Reach 10-HR Mark

- Through 36 games, Brice Matthews, Max Anderson and Gabe Swansen have reached double-digit home-run totals with 14, 13 and 10 homers, respectively.
- With the 37 combined home runs from the trio of Huskers, the Huskers have three players with 10-plus homers for the first time since Alex Gordon (19), Curtis Ledbetter (13) and Brandon Fusilier (12) in 2005.
- NU's leader in home runs has finished with 10 in each of the last two seasons, while Scott Schreiber's 18 homers in the 2018 campaign is the last time a Husker surpassed the 10-homer mark for the whole season.

Category	Players with 10+ HR
2023	M. Anderson (11), B. Matthews (10)
2010	A. Bailey (18), C. Asche (10)
2008	J. Opitz (11), M. Abeita (10)
2006	L. Gorsett (15), B. Buckman (14)
2005	A. Gordon (19), C. Ledbetter (13), B. Fusilier (12)
2003	M. Hopper (22), C. Ledbetter (13)
2002	J. Morris (23), J. Leise (12)
2001	D. Johnson (25), M. Hopper (12), J. Cole (11)
2000	D. Johnson (21), M. Hopper (21), J. Cowan (10)

Burnham on Base

- Playing predominantly in the No. 9 spot in the lineup and most recently the No. 2 spot through 36 starts, Casey Burnham is third on the team with a .457 on-base percentage.
- Burnham's ability to get on base in different ways has been a key component to the RBI production of Brice Matthews and Max Anderson this season.
- The Kansas transfer is hitting .323 with eight doubles, a triple, a home run, eight walks and 15 hit-by-pitches, while tied for second on the team with 29 runs scored.

Huskers Record 15-Game Home Run Streak

- Nebraska had its 15-game home run streak snapped last weekend at Iowa, which includes the suspended game against Creighton last week.
- The 15-game stretch surpassed a 12-game streak set earlier this season, which was snapped against Illinois State.
- The 15-game streak is the longest single-season streak in program history since 1998, where the Big Red homered in 21 consecutive games.
- NU totaled 33 homers in the 15-game stretch, including four games with three-plus home runs.

Shutting 'em Down From the Pen

- Over the course of the last 14 games, the Nebraska bullpen has pitched 67.2 strong innings with a 4-1 record and a pair of saves.
- In the 14-game stretch, the NU relievers have posted a 2.53 ERA and allowed 19 earned runs, while stifling opponents to a .196 batting average.
- The Husker bullpen has allowed just 10 extra-

base hits (seven doubles and three home runs) while striking out 66 batters and walking 33 in the last 14 games.

Big Red Among the National Leaders

• Through April 23, the Huskers rank among the Big Ten leaders and are top 50 nationally in 11 statistical categories, including two in the top 25.

Category	Value	B1G	NCAA
Batting Average	.306	2nd	26th
Earned Run Average	4.68	4th	49th
Fielding Percentage	.981	1st	10th
Hit by Pitch	67	4th	33rd
Hits Allowed/9 inn.	8.01	3rd	26th
Home Runs	62	2nd	39th
Home Runs/Game	1.72	2nd	30th
On-Base Percentage	.402	5th	47th
Slugging Percentage	.533	2nd	19th
WHIP	1.31	1st	26th
Walks Allowed/9 inn.	3.80	2nd	45th

Matthews on Brooks Wallace Award Watch List

• Junior Brice Matthews was named to the 2023 Brooks Wallace Award Watch List, the College Baseball Foundation announced last week.

• The award honors the nation's top shortstop and will be presented by the College Baseball Foundation later this year. It is named for Texas Tech shortstop Brooks Wallace, who played for the Red Raiders from 1977 to 1980.

• Matthews is hitting .409 with 10 doubles, two triples, 14 home runs, 54 RBI and 44 runs scored this season. The junior has reached base in all 36 games this season and ranks 19th nationally in RBI and 12th with a .819 slugging percentage.

Big Red Blasts

• Nebraska has been leaving the yard at an impressive rate this season with 62 long balls through 36 games, which ranks 20th nationally heading into Tuesday night at Omaha.

• So far this season, 12 different players have gone deep for the Big Red. 11 of those 12 players have hit multiple homers, led by Brice Matthews (14), Max Anderson (13) and Gabe Swansen (10).

• NU has homered in 17 of its last 20 games, and has gone deep multiple times in 15 games this season.

Matthews a Constant on the Bases

• Brice Matthews has been a constant on the base paths for the Huskers recently. Matthews comes into the weekend having reached base safely in 39 consecutive games. The junior had a 13-game hit streak snapped earlier this month at Michigan.

• Matthews has reached base safely in all 36 games this season, which is the longest reached base streak in a single-season by a Husker since Michael Pritchard's streak of 42 games in 2013.

Huskers Appear in D1Baseball Power Rankings

• With six weeks in the book and more than a third of the way through the 2023 college baseball season, D1Baseball updated its player power rankings.

• Four Huskers earned recognition in the player rankings, led by Max Anderson as the third-ranked second baseman.

• Brice Matthews checked in as the No. 8 shortstop, while Jace Kaminska and Emmett Olson were ranked the No. 56 and No. 65 starting pitchers, respectively.

Five Huskers Among the Top 50 in the Country

• As of April 23, four Huskers rank among the top 50 nationally in individual offensive and pitching statistics.

Category	Value	B1G	NCAA
<u>Max Anderson</u>			
Batting Average	.407	3rd	28th
Hits	61	4th	37th
Hits/Game	1.69	2nd	11th
Home Runs/Game	0.36	3rd	49th
RBI/Game	1.28	4th	42nd
Slugging Percentage	.780	2nd	21st
Total Bases	117	2nd	14th

Brice Matthews

Batting Average	.409	2nd	25th
Hits/Game	1.56	4th	47th
Home Runs	14	2nd	34th
Home Runs/Game	0.39	1st	31st
On Base Percentage	.506	2nd	38th
Runs Batted In	54	2nd	19th
RBI/Game	1.50	2nd	9th
Slugging Percentage	.818	1st	12th
Total Bases	112	4th	25th

Casey Burnham

Hit by Pitch	15	2nd	17th
Hit by Pitch/Game	0.48	1st	7th
Sacrifice Bunts	7	1st	22nd
Sacrifice Bunts/Game	0.23	1st	17th

Emmett Olson

Complete Games	1	1st	24th
Games Started	10	2nd	19th
Hits Allowed/9 inn.	5.70	2nd	24th
WHIP	1.04	2nd	38th

Extra-Base Hits Fuel NU Offense

• Through 36 games this season, the NU offense is hitting .306 with 76 doubles, 10 triples, 62 home runs and a .533 slugging percentage.

• In 53 games last season, the Huskers totaled 79 doubles, 51 homers and a .400 slugging percentage.

#ProBigRed: Huskers in the Pros

• Nebraska tied for the second-most active MLB players on an MLB Opening Day Roster, as Jake Meyers (Astros) and Aaron Bummer (White Sox) represented the Big Red.

• Meyers is coming off a World Series title last season after hitting .227 with a home run and 15 RBI for Houston, while Aaron Bummer was 2-1 with two saves and a 2.36 ERA in 32 relief appearances for the White Sox in 2022.

• Along with Meyers and Bummer, the Huskers have eight former players currently playing at the minor league level.

Player (Organization)	Level
Jake Meyers (Astros)	MLB
Aaron Bummer (White Sox)	MLB
Matt Waldron (Padres)	Triple-A
Nate Fisher (White Sox)	Triple-A
Cade Povich (Orioles)	Double-A
Jake McStein (Braves)	Double-A
Scott Schreiber (Astros)	Double-A
Cam Wynne (Phillies)	High-A
Aaron Palensky (Yankees)	High-A
Spencer Schwellenbach (Braves)	Single-A

Huskers Slug Seven Multi-Homer Games in 2023

• Through mid-April, five Huskers have totaled seven multi-homer games for the Big Red this season.

• Josh Caron, Cole Evans and Brice Matthews

have each homered twice in a game once this season, while Max Anderson and Gabe Swansen have compiled two multi-homer games this season.

• Since 2000, NU has had 76 individual multi-homer games, including a season-high eight times in 2000, 2001 and 2005. The five set this year are the most since having six multi-homer games in 2006.

Year	Ind. Multi-HR Games
2023	7
2022	3
2021	2
2020	1
2019	1
2018	3
2016	4
2015	1
2011	2
2010	2
2009	3
2008	1
2006	6
2005	8
2004	1
2003	7
2002	6
2001	8
2000	8

Huskers by Month in 2023

	Feb.	March	April	May
Records	3-3-1	11-5	7-6	---
Runs	60	132	88	---
Runs/Game	8.6	8.3	6.8	---
Opp. Runs/Game	6.9	4.6	4.6	---
Hits	76	178	127	---
Hits/Game	10.9	11.1	9.8	---
ERA	5.86	4.54	4.22	---
Strikeouts	41	150	101	---
Strikeouts/Game	5.9	9.4	7.8	---

Big Red Notch 400th Win at Hawks Field

• Playing in their 22nd season at Hawks Field, Nebraska recorded its 400th win all-time at the ballpark.

• The Huskers improved their record to 400-160-1 at the home ballpark after posting a 4-1 victory over North Dakota State on Tuesday night.

• NU hasn't had a losing season at home in each of the last 21 seasons.

Schanaman Closing in on All-Time Charts

• Senior Shay Schanaman returned to the bullpen for the Huskers after spending the last two seasons in NU's starting rotation.

• Schanaman is one appearance away from tying Jarod Beringer (1996-99) and John Lepley (1985-88) for 10th-best in program history and is one strikeout short of Josh Bullock (1990-92) in seventh.

All-Time Appearances	
1. Jeff Chesnut (2013-16)	92
2. Steve Hale (1999-03)	87
3. Casey Hauptman (2008-11)	82
4. Brett Jensen (2004-06)	80
5. Dylan Vogt (2010-13)	79
6. Erik Bird (2006-09)	78
Jeff Anderson (1981-84)	78
8. Zach Herr (2006-08)	74
9. Jonas Armenta (1994-97)	73
10. Jarod Beringer (1996-99)	70
John Lepley (1985-88)	70

All-Time Strikeouts

1. Shane Komine (1999-02)	510
2. Johnny Dorn (2005-08)	298
3. Mike Zajeski (1988-92)	289
4. Matt Waldron (2016-19)	253
5. John Lepley (1985-88)	233
6. Joba Chamberlain (2005-06)	232
7. Josh Bullock (1990-92)	225
8. Shay Schanaman (2019-Pres.)	224
9. Bob Sebra (1981-83)	212
10. Jamie Rodrigue (2000-03)	200

Superb Southpaw

- Friday night starter Emmett Olson has led the NU pitching staff through 10 starts this season.
- Olson is 5-2 with a 4.02 ERA and 59 strikeouts in 56.0 innings of work while limiting opponents to a .200 batting average.
- The junior had a career-high 10 strikeouts in a seven-inning outing against Illinois to pick up his fourth win of the season.

Burnham Ties School Record

- Casey Burnham went 3-for-4 at the plate with three doubles, an RBI and a run in NU's 5-3 upset win over No. 7 Vanderbilt at the Cambria College Classic on Friday.
- With three doubles, Burnham became the 22nd player in school history to tie the school record.
- The last Husker with three doubles in a game was Joe Acker on April 9, 2021 vs. Maryland.

Nebraska Topples First Top-10 Foe Since 2019

- The Huskers opened play at the Cambria College Classic with a 5-3 win over No. 7 Vanderbilt on Friday, March 3.
- The win over the seventh-ranked Commodores was Nebraska's first regular-season win over a top-10 ranked foe since the Big Red had a 2-1 win over No. 3 Texas Tech on March 1, 2019.

Nebraska Plays to Rare Tie

- Nebraska's season-opening series at San Diego resulted in a 16-16 tie in seven innings on Monday due to travel considerations for the Huskers' return trip to Lincoln.
- Monday's tie was the 18th in program history and the fifth since 1976. The last tie came in the series finale at Indiana in 2017.
- The 16 runs in the tie are the most the Huskers have scored in a game that didn't result in a win since a 17-16 loss at Oklahoma in 1996.

Caron Named to Buster Posey Award Watch List

- NU catcher Josh Caron was one of 65 catchers named to the Buster Posey Award Watch List, the Greater Wichita Area Sports Commission announced last week.
- The Sun Prairie, Wis., native is batting .321 with four doubles, three home runs, nine RBI and 11 runs in 13 starts this season.
- The Buster Posey Award honors the top Division I catcher in college baseball. Semifinalists will be announced on May 22, with the finalists announced on June 6. All finalists will be brought to Wichita and the winner will be announced on June 29.

Transfer Class Receives National Recognition

- The Huskers were recognized in September by Baseball America with the 24th-ranked transfer class in Division I baseball.
- The class features Jace Kaminska (RHP, Wichita State), Charlie Fischer (1B/DH, Southern Miss),

Michael Garza (RHP, Incarnate Word), Casey Burnham (OF, Kansas), Cayden Brumbaugh (OF, Oklahoma State) and Will Rizzo (RHP, Texas A&M).

Mining the Junior College Ranks

- Of the 42 Huskers on this year's team, 12 Huskers spent time playing at least one season at the junior college level.
- Two players hail from Hutchinson CC, while South Mountain CC, Wharton County JC, Tyler JC, Parkland College, Kansas City CC, Alvin CC, Johnston County CC, Iowa Central CC, Southeast CC and College of Southern Nevada all had one Husker come through their respective programs.

Stars in the Making

- Nebraska has seven players ranked in D1Baseball's Top MLB Draft Prospects and Impact Freshmen rankings in the Big Ten.

Top Big Ten Prospects - 2023 Draft Eligible

- Max Anderson - No. 7
- Emmett Olson - No. 11
- Brice Matthews - No. 14
- Jace Kaminska - No. 17

Top Big Ten Prospects - 2024 Draft Eligible

- Josh Caron - No. 9

Top 20 Impact Freshmen List

- Dylan Carey - No. 7
- Caleb Clark - No. 10

Three Huskers in D1Baseball Position Rankings

- Nebraska had three players listed in D1Baseball's Preseason Player Rankings released throughout the month of January.
- Max Anderson checked in at No. 10 in the top 50 second basemen after hitting .295 with 12 doubles, three triples, 10 home runs and 46 RBI as a sophomore last season.
- Emmett Olson and Jace Kaminska were ranked No. 46 and 98, respectively, in the list of the top 200 starting pitchers. Olson was 3-3 last season with a 2.86 ERA and .238 opposing batting average, while Kaminska compiled 86 strikeouts and limited hitters to a .267 batting average in 78.2 innings.

Olson Dons the Stars and Stripes

- Junior Emmett Olson accepted an invitation and participated in the 2022 USA Baseball Collegiate National Team Training Camp last summer, which featured 48-50 of the premier non-draft eligible collegiate players.

NU Pitching Success under Jeff Christy

- Assistant coach Jeff Christy has had the NU pitching staff among the Big Ten leaders in his three seasons with the Huskers.
- Excluding the shortened 2020 campaign due to COVID-19, Nebraska has finished third or better in the Big Ten in ERA, walks allowed per 9 inn. and strikeout-to-walk-ratio in the last two seasons.
- In 2021, the Huskers were first in K-to-BB ratio (2.67) and second in ERA (3.81) and BB/9 (2.50), while ranking first in BB/9 (3.71), second in K-to-BB ratio (2.31) and third in ERA (4.72) last season in 2022.

Harvell Recognized by D1Baseball

- Assistant coach Lance Harvell was recognized

by D1Baseball as "One of 75 Assistants Athletic Directors Should Know" in September of 2022.

- Harvell coaches the hitters and outfielders, while also serving as Nebraska's third-base coach and recruiting coordinator in his time with the Huskers.
- Under Harvell, the Huskers hit a Big Ten-best .279 in 2021 and had a 2021 recruiting class recognized nationally. The 15-member class, which included a trio of top-200 prospects, was ranked 20th by Perfect Game, 21st by Baseball America and 35th by Collegiate Baseball.

Coaches at the Alma Mater

- Head coach Will Bolt is one of 53 DI coaches leading their alma mater this season. A member of Dave Van Horn's first recruiting class, Bolt was a four-year starter and team captain on Nebraska's 2001 and 2002 College World Series teams. He earned his bachelor's degree in communication studies in 2003 before earning his master's degree in 2006.

2023 Team Captains

- Efray Cervantes, Griffin Everitt, Brice Matthews, Kyle Perry and Shay Schanaman have been selected to serve as team captains for the 2023 season after a vote by the Nebraska baseball players.

2023 Big Ten Preseason Coaches Poll

- Nebraska was picked to finish fifth in the conference in the preseason coaches' poll.

Rank	Team	2022 Record (B1G Finish)
1.	Maryland	47-14 (1st)
2.	Rutgers	44-15 (T-2nd)
3.	Iowa	36-19 (T-2nd)
4.	Illinois	31-22 (T-2nd)
5.	Nebraska	23-30 (T-8th)
6.	Indiana	27-32 (T-8th)

Huskers Seek Sixth NCAA Regional since 2014

- The Huskers look to continue their recent trend of qualifying for the NCAA Tournament. NU has made it to the NCAA Regional in five of the last eight seasons (2014, 2016, 2017, 2019, 2021) (2020 not included due to COVID-19).

NU Among Nation's Best in Attendance

- Nebraska has led the Big Ten in attendance every season since joining the Big Ten in 2012 and ranks 10th nationally in average attendance in the last 10 seasons with 4,060 fans per game.
- The Big Red have ranked in the Top 20 in average attendance in each season since 2012, climbing as high as sixth in 2017 and 2021.
- The Huskers have finished in the top 15 in average attendance in every season since 2015, joining LSU, Ole Miss, Arkansas, South Carolina, Mississippi State, Texas and Florida as the only eight programs to accomplish the feat.

Hawks Field Celebrates 22nd Year in 2023

- The 2023 campaign marks Nebraska's 22nd year playing home games at Hawks Field at Haymarket Park. The Huskers moved to Hawks Field in 2002 after playing at Buck Beltzer Stadium for 23 years from 1979 to 2001.
- Nebraska enters 2023 with a 393-158-1 record at Hawks Field and hasn't had a losing season at home in each of the last 21 seasons. This season, the Huskers have 27 home games scheduled.



N HEAD COACH WILL BOLT 7

One of the catalysts in Nebraska baseball's rise to national prominence in his playing days, Will Bolt returned to his alma mater as former athletic director Bill Moos named Bolt the 24th head coach of the Husker baseball program on June 14, 2019. He enters his third season at the helm in 2022.

Bolt captained the Huskers' first two College World Series teams in 2001 and 2002, and has 12 years of NCAA Division I coaching experience, having served in assistant coaching roles at Texas A&M and Nebraska. Bolt also spent four years as the head coach at Texarkana College.

Nebraska Head Coach

The 2021 Big Ten Coach of the Year, Bolt guided Nebraska to its second Big Ten regular-season championship in 2021. The Huskers compiled a 34-14 record, including a 31-12 record in Big Ten play, with NU capturing the league crown by 3.5 games. Nebraska also advanced to its first regional final since 2007 while posting a 3-2 record in the NCAA Fayetteville Regional.

In addition to Bolt's coaching accolade, NU counted the Big Ten Player of the Year in Spencer Schwellenbach, the Big Ten Freshman of the Year in Max Anderson and four first-team All-Big Ten honorees -- its most since joining the league. Schwellenbach was also tabbed the John Olerud Two-Way Player of the Year and a first-team All-American, and Anderson picked up Freshman All-America recognition.

Three NU hurlers were selected in the 2021 MLB Draft, with Schwellenbach in the second round (59th overall) by the Atlanta Braves, Cade Povich going in the third round (98th overall) by the Minnesota Twins and Cam Wynne picked in the 20th round by the Philadelphia Phillies.

Bolt and his coaching staff have done impressive work in recruiting since their arrival in Lincoln. The Huskers' 15-member 2021 recruiting class, which included a trio of top-200 prospects, was ranked 20th by Perfect Game, 21st by Baseball America and 36th by Collegiate Baseball.

Nebraska's 2020 season -- Bolt's first at the helm -- was cut short due to the COVID-19 pandemic.

Texas A&M Assistant Coach

Bolt spent five seasons as an assistant coach at Texas A&M under former NU assistant Rob Childress. In that span, the Aggies went 219-98-1 (.690) with five straight NCAA Regional appearances, three Regional titles, an SEC Tournament title in 2016 and an appearance in the 2017 College World Series.

Bolt's primary functions on the Aggie staff included coordinating the offensive game, mentoring the infielders and serving as third base coach. The Aggies finished in the top-25 nationally in batting average twice under his tutelage, and finished in the top five of the SEC in hitting or runs scored in four of his five seasons with the Aggies. He tutored 12 hitters who were selected in the MLB Draft during his tenure in College Station, including six players selected in the top-10 rounds, and seven players who earned first- or second-team All-SEC honors.

In 2019, the Aggie offense was led by Braden Shewmake, who was the No. 21 overall selection in the Major League Baseball Draft by the Atlanta Braves. Shewmake hit .313 with six homers, 47 RBIs and 45 runs scored en route to becoming the school's first MLB first-round pick since 2012. The Aggies won 39 games and reached the championship game of the Morgantown Regional.

In 2018, the Aggies went 40-22 and reached an NCAA Regional behind the emergence of Michael Helman, who finished 15th in the nation in hits (92), and logged a .369 batting average, .451 on-base percentage and 61 runs to rank in the top 50 nationally.

The Aggies made a run to the College World Series in 2017, finishing the season with a 41-23 mark behind the rise of Shewmake, who earned All-America honors and was named National Freshman of the Year and SEC Freshman of the Year after hitting .328 with 11 homers and 69 RBIs.

Bolt guided a prolific Texas A&M offense to 49 runs and an SEC Tournament title in 2016, as the Aggies led the SEC in batting average, runs scored, hits, home runs, on-base percentage and slugging percentage while ranking in the top-25 nationally in seven categories, including hits (712, second), runs (471, ninth), batting average (.311, 15th), doubles (129, 20th), home runs (62, 22nd), slugging percentage (.467, 22nd) and scoring offense (7.2 runs per game, 23rd). The Aggies were led by All-American Boomer White, who hit .386 with five homers, 46 RBI and 49 runs scored while striking out just 16 times in 259 plate appearances en route to SEC Player-of-the-Year honors.

Bolt made an immediate impact for the Texas A&M offense in his first season, as the Aggies ranked second in the SEC in hitting (.299) and third in runs scored (6.6) during his first season in College Station. The Aggies opened the season with an SEC-record 24-game win streak on their way to a 50-win season and a Super Regional appearance. That year, the Aggies ranked among the national leaders in home runs (third, 70), hits (655, seventh), runs (424, 15th) and slugging percentage (.457, 15th).

Nebraska Associate Head Coach

Bolt was associate head coach for the Huskers from 2012 to 2014, serving under Darin Erstad. Bolt

PLAYING CAREER

1999-02 Nebraska

COACHING CAREER

2005	Nebraska	Volunteer Assistant
2006-07	Texas A&M	Volunteer Assistant
2008-11	Texarkana College	Head Coach
2012-14	Nebraska	Assoc. Head Coach
2015-19	Texas A&M	Assistant Coach
2020-Pres.	Nebraska	Head Coach

YEAR-BY-YEAR COACHING RECORD

Yr.	Record	Pct.	Conf.	Postseason
2020	7-8	.467	-	-
2021	34-14	.708	31-12	NCAA Regional
2022	23-30	.434	10-14	-
2023	21-14-1	.597	7-5	

COACHING HONORS

2021 Big Ten Coach of the Year

NCAA TOURNAMENTS

NEBRASKA

- » 2005 College World Series
- » 2014 NCAA Regional
- » 2021 NCAA Regional

TEXAS A&M

- » 2007 NCAA Super Regional
- » 2015 NCAA Super Regional
- » 2016 NCAA Super Regional
- » 2017 College World Series
- » 2018 NCAA Regional
- » 2019 NCAA Regional

CONFERENCE CHAMPIONSHIPS

NEBRASKA

- » 2021 Big Ten Regular Season Champions
- » 2005 Big 12 Regular Season Champions
- » 2005 Big 12 Tournament Champions

TEXAS A&M

- » 2007 Big 12 Tournament Champions
- » 2016 SEC Tournament Champions

tutored four players to first-team All-Big Ten honors, including two-time selections Chad Christensen, Michael Pritchard and Pat Kelly.

Nebraska was one of the top offenses in the Big Ten during his final year in Lincoln in 2014, ranking 19th nationally in hits (623), 30th in triples (19) and 31st in batting average (.293) as Nebraska won 41 games and reached the NCAA Tournament for the first time since 2008. Nebraska's defense was also one of the best units in the country. With new starters at first base, third base, shortstop, left field and center field, the Huskers ranked 21st in the country with a .976 fielding percentage.

Under Bolt's watch in 2013, Nebraska's defense turned in its best performance in school history. The Huskers ranked second in the nation with a .981 fielding percentage, setting school and Big Ten records. The Husker offense improved under Bolt's tutelage in 2013, ranking in the top three in the Big Ten in eight offensive categories. In conference play, the Huskers led the conference in batting average (.335), on-base percentage (.401), runs (180), hits (307) and RBIs (159).

In Bolt's first season at Nebraska in 2012, he helped raise the team batting average by 45 points, as the Huskers ranked eighth nationally with a .315 clip as a squad. NU was eighth nationally in scoring offense, leading the Big Ten with 7.1 runs per game, while also topping the conference in homers (47), on-base percentage (.384) and runs scored (413). Pritchard, a third-team All-American, was one of six Husker hitters to earn all-conference recognition.

Texarkana College Head Coach

Before joining Erstad's staff, Bolt served four years as head coach at Texarkana College from 2008 to 2011. He led the Bulldogs to a pair of Region XIV championships during his four-year stint. Bolt guided the Bulldogs to back-to-back Region XIV championships (2009 and 2010) during a stretch of four straight Regional Tournament appearances and four 30-plus win seasons. Bolt, who was 140-82 (.631) at Texarkana, helped over 20 players sign with Division I schools.

Texas A&M Volunteer Assistant Coach

Bolt headed back to his home state in 2006 and spent two seasons as a volunteer assistant coach at Texas A&M. In 2007, he was on staff when the Aggies advanced to the Super Regionals, while producing a 49-18 overall record and claiming the program's first Big 12 Tournament title. In College Station, Bolt specialized in infield work and helped tutor All-Americans Brandon Hicks

and Blake Stouffer, who were each drafted in the first five rounds of the MLB Draft.

Nebraska Volunteer Assistant Coach

Bolt began his collegiate coaching career as a volunteer assistant at Nebraska in 2005, working with the Husker infielders and hitters. Behind National Player of the Year Alex Gordon, the Huskers compiled a school-record 57 wins and swept the Big 12 regular-season and Tournament championships. Nebraska finished the season with a then-school record .975 fielding percentage and included an infield that featured Gordon, first-team All-Big 12 performer Curtis Ledbetter and Joe Simokaitis, a second-team All-Big 12 pick.

Nebraska Playing Career

A member of Dave Van Horn's first recruiting class, Bolt was a four-year starter and team captain on Nebraska's 2001 and 2002 College World Series teams. The infielder played an instrumental role in helping Nebraska to four NCAA Regionals, three Super Regionals and back-to-back College World Series appearances.

Bolt was the Minneapolis Regional MVP as a sophomore, hitting .545 in three games to lead the Big Red to its first-ever NCAA Regional title. The following year, Bolt made one of the most memorable plays in school history, catching the final out of the 2001 Super Regional against Rice to send the Big Red to its first-ever College World Series.

Bolt finished his career holding six school records, including games played (251), games started (242), at-bats (922), hits (281), doubles (56) and assists (639). Bolt remains in the school's top five in several categories, including doubles (first, 56), games played (second, 251), assists (second, 639), hits (third, 281) and runs scored (fifth, 197).

Following his playing career, he began his coaching career as a graduate manager at Nebraska in 2004 before serving as head coach for the Parkville Sluggers (M.I.N.K. League) the following summer.

Personal

A native of Conroe, Texas, Bolt and his wife, Lauren, were married in July 2005. They have two sons, Jaxon and Austin, and one daughter, Bella. Bolt graduated from Nebraska in 2003 with a degree in communication studies before earning his master's degree in 2006. Lauren graduated from Nebraska in 2005 with a degree in journalism.

NEBRASKA IN 2023

	Overall	B1G
Overall	21-14-1	7-5
Home	10-3	5-1
Away	6-9-1	2-4
Neutral	5-2	0-0
Non-Conference	14-9-1	---
vs. Ranked Opponent	1-1	0-0
Day Games	17-8-1	6-4
Night Games	4-6	1-1
vs. Left-Handed Starter	7-1	2-0
vs. Right-Handed Starter	14-13-1	5-5
1-Run Games	2-3	0-0
2-Run Games	2-3	1-1
5+ Run Games	15-4	5-3
Extra Innings	1-1	1-0
Shutouts	1-1	0-1
Scoring 0-2 Runs	1-2	0-2
Scoring 3-5 Runs	4-6	1-0
Scoring 6-9 Runs	7-6	4-3
Scoring 10+ Runs	9-0-1	2-0
Opp. 0-2 Runs	9-0	2-0
Opp. 3-5 Runs	12-2	5-0
Opp. 6-9 Runs	0-6	0-3
Opp. 10+ Runs	0-6-1	0-2
Score in 1st Inning	8-5-1	3-2
Opp. Score in 1st Inning	2-7	1-2
Score First	17-5-1	5-2
Opp. Score First	4-9	2-3
After 6 Innings:		
Leading	19-1-1	7-0
Trailing	0-12	0-5
Tied	2-1	0-0
After 7 Innings:		
Leading	19-1	7-0
Trailing	0-12	0-5
Tied	2-1-1	0-0
After 8 Innings:		
Leading	16-1	6-0
Trailing	0-12	0-5
Tied	1-1	1-0
Hit 0 Home Runs	2-5	0-2
Hit 1 Home Run	9-5	2-2
Hit 2+ Home Runs	10-4-1	5-1
Opp. 0 Home Runs	10-4	2-1
Opp. 1 Home Run	8-8	4-3
Opp. 2+ Home Runs	3-2-1	1-1
Made 0 Errors	12-6	4-2
Made 1 Error	8-5-1	3-3
Made 2+ Errors	1-3	0-0
Opp. 0 Error	8-7	3-2
Opp. 1 Error	5-4	0-1
Opp. 2+ Errors	8-3-1	4-2
Out-Hit Opp.	20-4-1	6-0
Out-Hit by Opp.	1-9	1-5
Hits are tied	0-1	0-0

BY MONTH

February	3-3-1	0-0
March	11-5	2-1
April	7-6	5-4
May	0-0	0-0

BY DAY

Monday	0-0-1	0-0
Tuesday	3-3	0-0
Wednesday	1-0	0-0
Thursday	0-0	0-0
Friday	8-2	3-1
Saturday	6-4	2-2
Sunday	3-5	2-2

BY UNIFORM

Cream	2-0	0-0
White	5-1	2-0
Pinstripes	4-0	2-0
Grey	3-4	2-1
Red	6-7-1	1-4
Black	1-2	0-0

COACHING STAFF



Will Bolt
Head Coach
Dugout



Lance Harvell
Assistant Coach
3rd Base/Dugout



Jeff Christy
Assistant Coach
Mound Visits/Dugout



Danny Marcuzzo
Volunteer Assistant
1st Base/Dugout

2023 NEBRASKA BASEBALL ROSTER

No.	Player	Yr.	Pos.	Ht.	Wt.	B/T	Hometown / Previous School(s)	No.	Name	Pos.
0	Cayden Brumbaugh	So.	INF	5-10	185	R/R	Edmond, Okla. / Sante Fe/Oklahoma State	4	Max Anderson	INF
1	Luke Jessen	So.	OF	5-9	175	L/L	Elkhorn, Neb. / Elkhorn South	18	Garrett Anglim	OF
2	Casey Burnham	Gr.	OF	5-10	190	L/L	Grand Island, Neb. / Grand Island/Kansas	43	Austin Berggren	RHP
4	Max Anderson	Jr.	INF	6-0	215	R/R	Omaha, Neb. / Millard West	33	Jackson Brockett	LHP
5	Josh Caron	So.	C	6-0	215	R/R	Sun Prairie, Wis. / Sun Prairie	0	Cayden Brumbaugh	INF
8	Shay Schanaman	Gr.	RHP	6-0	205	R/R	Grand Island, Neb. / Grand Island	27	Jake Bunz	LHP
9	Efry Cervantes	Sr.	INF	6-1	185	R/R	Tucson, Ariz. / Salpointe Catholic/ South Mountain CC	2	Casey Burnham	OF
10	Ben Columbus	Jr.	C	6-0	205	L/R	North Vancouver, British Columbia / Sentinel Secondary School/Wharton JC	15	Dylan Carey	INF
11	Daniel Young	RJr.	OF	6-1	210	L/L	North Zulch, Texas / Madisonville/Tyler JC	5	Josh Caron	C/INF
12	Cole Evans	Jr.	OF	6-1	200	R/R	Grand Island, Neb. / Grand Island/Creighton/Parkland College	9	Efry Cervantes	INF
13	Mikey Pauley	Fr.	INF	6-4	215	R/R	Overland Park, Kan. / Blue Valley Northwest	25	Drew Christo	RHP
14	Brice Matthews	Jr.	INF	6-0	190	R/R	Humble, Texas / Atascocita	24	Caleb Clark	LHP
15	Dylan Carey	Fr.	INF	6-2	205	R/R	Castle Rock, Colo. / Ponderosa	10	Ben Columbus	C
16	Griffin Everitt	Sr.	C	6-0	215	R/R	Lincoln, Neb. / Southwest/Kansas City CC	12	Cole Evans	OF
17	Hayden Lewis	Fr.	OF	6-1	210	L/L	Yutan, Neb. / Yutan	16	Griffin Everitt	C
18	Garrett Anglim	RSo.	OF	6-1	205	R/R	La Vista, Neb. / Papillion-La Vista	99	Charlie Fischer	UTIL
19	Kyle Perry	Gr.	LHP	6-1	190	L/L	Omaha, Neb. / Millard South	54	Trey Frahm	RHP
21	Luke Sartori	Sr.	OF	6-1	195	R/R	Lincoln, Neb. / Southwest/Hutchinson CC	52	Michael Garza	RHP
23	Bryce Hughes	Jr.	INF	5-9	180	R/R	Channelview, Texas / Channelview/Alvin CC	41	JC Gutierrez	LHP
24	Caleb Clark	Fr.	LHP	6-2	200	L/L	Orillia, Ontario / Orillia Secondary School	39	Corbin Hawkins	RHP
25	Drew Christo	So.	RHP	6-4	230	L/R	Elkhorn, Neb. / Elkhorn	32	CJ Hood	RHP
27	Jake Bunz	Sr.	LHP	6-5	230	L/L	Elkhorn, Neb. / Elkhorn South/Hutchinson CC	23	Bryce Hughes	INF
28	Blake Mozley	Jr.	INF	5-10	185	L/R	Ozark, Mo. / Oak/Missouri State/Johnson County CC	1	Luke Jessen	OF
30	Will Walsh	RSo.	UTIL	6-4	225	R/L	Leawood, Kan. / Rockhurst	46	Zach Johnson	C
32	CJ Hood	So.	RHP	6-4	200	R/R	Hickman, Neb. / Norris	55	Jace Kaminska	RHP
33	Jackson Brockett	So.	LHP	6-1	200	L/L	Omaha, Neb. / Elkhorn South/Buford (Ga.)	17	Hayden Lewis	OF
34	Brett Sears	Jr.	RHP	6-1	200	R/R	Westphalia, Iowa / Harlan/Western Illinois/Iowa Central CC	36	Brandon Lundquist	RHP
36	Brandon Lundquist	Fr.	RHP	6-1	185	R/R	Elkhorn, Neb. / Millard North	14	Brice Matthews	INF
38	Emmett Olson	Jr.	LHP	6-4	230	L/L	Des Plaines, Ill. / Maine West	28	Blake Mozley	INF
39	Corbin Hawkins	So.	RHP	6-2	210	R/R	Omaha, Neb. / Millard West	48	Sam Novotny	RHP
41	JC Gutierrez	Fr.	LHP	5-11	185	L/L	La Joya, Texas / La Joya	38	Emmett Olson	LHP
42	Jalen Worthley	Fr.	LHP	5-11	175	L/L	Lincoln, Neb. / Lincoln East	51	Mason Ornelas	RHP
43	Austin Berggren	Fr.	RHP	6-2	220	R/R	Olathe, Kan. / Olathe East	13	Mikey Pauley	INF
44	Gabe Swansen	So.	OF	5-11	195	R/R	Johnston, Iowa / Johnston	19	Kyle Perry	LHP
46	Zach Johnson	Jr.	C	6-3	210	R/R	Omaha, Neb. / Millard North/Southeast CC	49	Will Rizzo	RHP
48	Sam Novotny	Fr.	RHP	6-2	195	R/R	Omaha, Neb. / Millard West	21	Luke Sartori	OF
49	Will Rizzo	RFr.	RHP	6-1	220	R/R	The Woodlands, Texas / St. Thomas/Texas A&M	8	Shay Schanaman	RHP
51	Mason Ornelas	Sr.	RHP	6-0	215	R/R	Fort Worth, Texas / L.D. Bell/Texas A&M	34	Brett Sears	RHP
52	Michael Garza	Gr.	RHP	6-4	205	R/R	Corpus Christi, Texas / Carroll/Incarnate Word	44	Gabe Swansen	OF
54	Trey Frahm	Jr.	RHP	6-0	230	R/R	Elkhorn, Neb. / Elkhorn/College of Southern Nevada	30	Will Walsh	UTIL
55	Jace Kaminska	Jr.	RHP	6-2	235	R/R	Caney, Kan. / Vaney Valley/Wichita State	42	Jalen Worthley	LHP
99	Charlie Fischer	Gr.	UTIL	6-2	210	L/R	Edina, Minn. / Edina / Southern Miss.	11	Daniel Young	OF

COACHING & SUPPORT STAFF

7	Will Bolt	Head Coach
22	Lance Harvell	Assistant Coach
35	Jeff Christy	Assistant Coach
6	Danny Marcuzzo	Volunteer Asst. Coach
	Curtis Ledbetter	Director of Operations
	Rob Childress	Director of Player Development
	Renee Brinkman	Baseball Office Manager
	Bryce Siecko	Strength Coach
	Tanner Fowler	Athletic Trainer

PRONUNCIATIONS

Player	Pronunciation
Garrett Anglim	Ang-lum
Efry Cervantes	Ee-fry Sir-vaughn-tess
Josh Caron	Care-n
Lance Harvell	Har-VELL
Blake Mozley	Moe-slee
Danny Marcuzzo	Mar-coo-zo
Mason Ornelas	Or-nel-es
Luke Sartori	Sar-tori
Shay Schanaman	Shann-uh-man

ROSTER BREAKDOWN BY CLASS

Graduate (5): Burnham, Fischer, Garza, Perry Schanaman
5th-Yr. Senior (3): Bunz, Cervantes, Everitt
Senior (2): Ornelas, Sartori
R-Junior (1): Young
Junior (11): Anderson, Columbus, Evans, Frahm, Hughes, Johnson, Kaminska, Matthews, Mozley, Olson, Sears
R-Sophomore (2): Anglim, Walsh
Sophomore (8): Brockett, Brumbaugh, Caron, Christo, Hawkins, Hood, Jessen, Swansen
R-Freshman (1): Rizzo
Freshman (9): Berggren, Carey, Clark, Gutierrez, Lewis, Lundquist, Novotny, Pauley, Worthley

ROSTER BREAKDOWN BY POSITION

Catcher (4): Caron, Columbus, Everitt, Johnson
Infielder (8): Anderson, Brumbaugh, Carey, Cervantes, Hughes, Matthews, Mozley, Pauley
Outfielder (8): Anglim, Burnham, Evans, Jessen, Lewis, Sartori, Swansen, Young
Left-Handed Pitcher (7): Brockett, Bunz, Clark, Gutierrez, Olson, Perry, Walsh, Worthley
Right-Handed Pitcher (13): Berggren, Christo, Frahm, Garza, Hawkins, Hood, Kaminska, Lundquist, Novotny, Ornelas, Rizzo, Schanaman, Sears
Utility Player (2): Fischer, Walsh

2023 BIG TEN STANDINGS (THROUGH APRIL 23)

Team	Big Ten Record	Pct.	Overall Record	Pct.	Streak
Indiana	9-3	.750	30-11	.732	W7
Maryland	8-4	.667	25-15	.625	W2
Michigan	9-6	.600	21-18	.538	L1
Iowa	7-5	.583	29-10	.744	W4
Nebraska	7-5	.583	21-14-1	.597	L3
Michigan State	7-5	.583	24-13	.649	W1
Rutgers	7-5	.583	24-16	.600	W5
Purdue	8-7	.533	19-20	.487	L2
Illinois	7-8	.467	18-18	.500	W3
Penn State	5-7	.417	23-13	.639	W4
Minnesota	4-8	.333	10-27	.270	L5
Northwestern	3-9	.250	6-28	.176	L3
Ohio State	3-12	.200	20-20	.500	L3

BIG TEN PLAYERS OF THE WEEK

Feb. 21	Player.....	Brock Vradenburg, Michigan State
	Pitcher.....	Brody Brecht, Iowa/Dominic Pianto, Michigan State
	Freshman.....	Trevor Cohen, Rutgers
Feb. 27	Player.....	Keaton Anthony, Iowa
	Pitcher.....	Jason Savacool, Maryland
	Freshman.....	Greg Pace Jr., Michigan
March 7	Player.....	Paul Toetz, Rutgers
	Pitcher.....	Kyle Iwinski, Purdue
	Freshman.....	Trevor Cohen, Rutgers
March 13	Player.....	Cole Evans, Nebraska
	Pitcher.....	Ben Gorski/Jake Marshall, Rutgers
	Freshman.....	Mitch Voit, Michigan
March 20	Player.....	Brice Matthews, Nebraska
	Pitcher.....	George Klassen, Minnesota
	Freshman.....	Devin Taylor, Indiana
March 27	Player.....	Brock Tibbits, Indiana
	Pitcher.....	Kyle McCoy, Maryland
	Freshman.....	Kyle McCoy, Maryland/Devin Taylor, Indiana
April 3	Player.....	Matt Shaw, Maryland
	Pitcher.....	Jack Wenninger, ILL/Travis Luensmann, PSU
	Freshman.....	Jonathan Kim, Michigan
April 10	Player.....	Max Anderson, Nebraska
	Pitcher.....	Emmett Olson, Nebraska
	Freshman.....	Joseph Dzierwa, Michigan State
April 17	Player.....	Jack Frank, Michigan State
	Pitcher.....	Christian Coppola, Rutgers
	Freshman.....	Devin Taylor, Indiana
April 24	Player.....	Eddie Hacopian, Maryland
	Pitcher.....	Ethan Phillips, Indiana
	Freshman.....	Tyler Cerny, Indiana
May 1	Player.....	
	Pitcher.....	
	Freshman.....	
May 8	Player.....	
	Pitcher.....	
	Freshman.....	
May 15	Player.....	
	Pitcher.....	
	Freshman.....	
May 22	Player.....	
	Pitcher.....	
	Freshman.....	

2023 BIG TEN PRESEASON COACHES POLL

Rank	Team	2022 Overall Record (Big Ten Finish)
1.	Maryland	47-14 (1st)
2.	Rutgers	44-15 (T-2nd)
3.	Iowa	36-19 (T-2nd)
4.	Illinois	31-22 (T-2nd)
5.	Nebraska	23-30 (T-8th)
6.	Indiana	27-32 (T-8th)

2023 BIG TEN PRESEASON HONORS LIST

Player	Pos.	Yr.	School
Jack Crowder	RHP	Jr.	Illinois
Riley Gowens	RHP	Jr.	Illinois
Cam McDonald	INF/OF	Sr.	Illinois
Matthew Ellis	C	Sr.	Indiana
Phillip Glasser	INF	Sr.	Indiana
Carter Mathison	OF	So.	Indiana
Keaton Anthony	1B/DH/RHP	So.	Iowa
Will Christophersen	RHP	Jr.	Iowa
Ty Langenberg	RHP	Jr.	Iowa
Jason Savacool	RHP	Jr.	Maryland
Matt Shaw	SS	Jr.	Maryland
Luke Shliger	C	Jr.	Maryland
Tito Flores	OF	Sr.	Michigan
Connor O'Halloran	LHP	Jr.	Michigan
Mitch Voit	3B	Fr.	Michigan
Trent Farquhar	2B	Jr.	Michigan State
Mitch Jebb	SS	Jr.	Michigan State
Casey Mayes	OF	Sr.	Michigan State
Brett Bateman	CF	Jr.	Minnesota
Boston Merlia	LF	Jr.	Minnesota
Tucker Novotny	LHP	So.	Minnesota
Max Anderson	INF	Jr.	Nebraska
Brice Matthews	INF	Jr.	Nebraska
Emmett Olson	LHP	Jr.	Nebraska
Alex Calarco	C	So.	Northwestern
Ben Grable	RHP	Jr.	Northwestern
Stephen Hrustich	C/1B/OF	Sr.	Northwestern
Isaiah Coupet	LHP	Jr.	Ohio State
Kade Kern	OF	Jr.	Ohio State
Trey Lipsey	OF	So.	Ohio State
Jay Harry	SS	Jr.	Penn State
Travis Luensmann	RHP	Jr.	Penn State
Josh Spiegel	C/1B	Sr.	Penn State
Evan Albrecht	SS	Sr.	Purdue
Mike Bolton Jr.	OF	Sr.	Purdue
Chris Brito	INF	Sr.	Rutgers
Ryan Lasko	OF	Jr.	Rutgers
Tony Santa Maria	INF	Jr.	Rutgers

RPI RANKINGS (THROUGH APRIL 23)

Rank	Team	Record	Road	Neutral	Home	Non-DI
11.	Indiana	30-11	7-9	1-1	22-1	0-0
43.	Iowa	29-10	6-7	8-1	12-2	3-0
48.	Rutgers	24-16	13-11	1-2	10-3	0-0
61.	Maryland	25-15	11-6	0-3	14-6	0-0
63.	Michigan State	24-13	10-7	5-3	9-3	0-0
87.	Michigan	21-18	6-6	4-5	11-7	0-0
98.	Nebraska	21-14-1	6-9	5-2	10-3	0-0
101.	Ohio State	20-20	6-10	5-4	9-6	0-0
103.	Illinois	18-18	8-9	4-2	6-7	0-0
115.	Penn State	23-13	2-8	8-2	13-3	0-0
210.	Purdue	19-20	4-11	8-4	7-5	0-0
233.	Minnesota	10-27	4-8	0-7	6-12	0-0
267.	Northwestern	6-28	3-21	0-2	3-5	0-0

GAME-BY-GAME STARTERS BY POSITION

Opponent	C	1B	2B	3B	SS	LF	CF	RF	DH	SP
at San Diego	Caron	Walsh	Anderson	Carey	Matthews	Fischer	Burnham	Anglim	Everitt	Olson
at San Diego	Caron	Walsh	Anderson	Carey	Matthews	Fischer	Burnham	Anglim	Everitt	Kaminska
at San Diego	Caron	Walsh	Anderson	Carey	Matthews	Anglim	Burnham	Evans	Columbus	Clark
at San Diego	Columbus	Cervantes	Anderson	Carey	Matthews	Fischer	Burnham	Anglim	Caron	Brockett
at South Alabama	Caron	Columbus	Anderson	Carey	Matthews	Fischer	Burnham	Anglim	Everitt	Olson
at South Alabama	Caron	Walsh	Anderson	Carey	Matthews	Swansen	Sartori	Anglim	Columbus	Kaminska
at South Alabama	Caron	Walsh	Anderson	Carey	Matthews	Swansen	Evans	Anglim	Columbus	Clark
vs. Vanderbilt	Caron	Walsh	Anderson	Carey	Matthews	Anglim	Burnham	Swansen	Everitt	Olson
vs. Hawaii	Caron	Cervantes	Anderson	Carey	Matthews	Anglim	Burnham	Swansen	Everitt	Kaminska
vs. Ole Miss	Caron	Cervantes	Anderson	Carey	Matthews	Anglim	Burnham	Swansen	Everitt	Clark
No. Colorado	Columbus	Walsh	Anderson	Carey	Matthews	Swansen	Burnham	Fischer	Caron	Brockett
No. Colorado	Columbus	Fischer	Anderson	Carey	Matthews	Swansen	Sartori	Evans	Everitt	Christo
Illinois State	Caron	Fischer	Anderson	Carey	Matthews	Swansen	Burnham	Evans	Columbus	Olson
Illinois State	Caron	Fischer	Anderson	Carey	Matthews	Swansen	Burnham	Evans	Columbus	Kaminska
Omaha	Caron	Walsh	Anderson	Cervantes	Matthews	Swansen	Evans	Fischer	Everitt	Garza
vs. Nicholls	Caron	Fischer	Anderson	Carey	Matthews	Swansen	Burnham	Evans	Cervantes	Olson
vs. Nicholls	Columbus	Fischer	Anderson	Carey	Matthews	Swansen	Burnham	Evans	Caron	Kaminska
vs. Nicholls	Columbus	Fischer	Anderson	Carey	Matthews	Swansen	Burnham	Evans	Cervantes	Garza
at Creighton	Caron	Columbus	Anderson	Carey	Matthews	Evans	Burnham	Fischer	Everitt	Brockett
Illinois	Caron	Columbus	Anderson	Carey	Matthews	Evans	Burnham	Fischer	Everitt	Olson
Illinois	Caron	Columbus	Anderson	Carey	Matthews	Evans	Burnham	Fischer	Everitt	Kaminska
Illinois	Caron	Cervantes	Anderson	Carey	Matthews	Swansen	Evans	Mozley	Everitt	Garza
North Dakota State	Columbus	Fischer	Anderson	Carey	Matthews	Swansen	Burnham	Evans	Caron	Walsh
vs. Texas A&M-CC	Caron	Fischer	Anderson	Carey	Matthews	Swansen	Burnham	Evans	Columbus	Olson
at Abilene Christian	Columbus	Fischer	Anderson	Carey	Matthews	Swansen	Burnham	Evans	Everitt	Kaminska
at Kansas State	Caron	Columbus	Anderson	Carey	Matthews	Swansen	Burnham	Evans	Anglim	Clark
at Michigan	Caron	Columbus	Anderson	Carey	Matthews	Swansen	Burnham	Evans	Anglim	Olson
at Michigan	Caron	Columbus	Anderson	Carey	Matthews	Swansen	Burnham	Evans	Anglim	Kaminska
at Michigan	Caron	Cervantes	Anderson	Carey	Matthews	Swansen	Burnham	Evans	Everitt	Walsh
Omaha	Caron	Columbus	Anderson	Carey	Matthews	Swansen	Burnham	Fischer	Anglim	Clark
Northwestern	Caron	Fischer	Anderson	Carey	Matthews	Swansen	Burnham	Evans	Anglim	Olson
Northwestern	Columbus	Fischer	Anderson	Carey	Matthews	Swansen	Burnham	Evans	Anglim	Brockett
Northwestern	Caron	Fischer	Anderson	Carey	Matthews	Swansen	Burnham	Evans	Anglim	Walsh
at Iowa	Caron	Fischer	Anderson	Carey	Matthews	Swansen	Burnham	Evans	Anglim	Olson
at Iowa	Caron	Columbus	Anderson	Cervantes	Matthews	Anglim	Burnham	Swansen	Fischer	Kaminska
at Iowa	Caron	Columbus	Anderson	Cervantes	Matthews	Swansen	Burnham	Evans	Anglim	Walsh

GAME-BY-GAME STARTING LINEUPS

Opponent	1	2	3	4	5	6	7	8	9
at San Diego	Matthews	Anderson	Everitt	Fischer	Caron	Walsh	Carey	Burnham	Anglim
at San Diego	Matthews	Burnham	Anderson	Everitt	Fischer	Caron	Walsh	Carey	Anglim
at San Diego	Matthews	Burnham	Anderson	Caron	Walsh	Columbus	Carey	Anglim	Evans
at San Diego	Burnham	Carey	Anderson	Caron	Columbus	Fischer	Cervantes	Anglim	Matthews
at South Alabama	Burnham	Carey	Anderson	Columbus	Caron	Fischer	Anglim	Everitt	Matthews
at South Alabama	Matthews	Carey	Anderson	Caron	Walsh	Columbus	Anglim	Swansen	Sartori
at South Alabama	Matthews	Carey	Anderson	Caron	Walsh	Columbus	Anglim	Swansen	Evans
vs. Vanderbilt	Matthews	Carey	Anderson	Caron	Walsh	Anglim	Everitt	Swansen	Burnham
vs. Hawaii	Matthews	Carey	Anderson	Caron	Everitt	Anglim	Swansen	Cervantes	Burnham
vs. Ole Miss	Matthews	Carey	Anderson	Caron	Everitt	Anglim	Swansen	Cervantes	Burnham
No. Colorado	Matthews	Carey	Anderson	Caron	Fischer	Swansen	Columbus	Walsh	Burnham
No. Colorado	Matthews	Carey	Anderson	Fischer	Swansen	Columbus	Everitt	Evans	Sartori
Illinois State	Matthews	Carey	Anderson	Caron	Fischer	Swansen	Columbus	Evans	Burnham
Illinois State	Matthews	Columbus	Anderson	Caron	Fischer	Swansen	Evans	Carey	Burnham
Omaha	Matthews	Evans	Anderson	Fischer	Caron	Swansen	Walsh	Everitt	Cervantes
vs. Nicholls	Matthews	Evans	Anderson	Fischer	Caron	Swansen	Carey	Cervantes	Burnham
vs. Nicholls	Matthews	Evans	Anderson	Fischer	Caron	Swansen	Columbus	Carey	Burnham
vs. Nicholls	Matthews	Evans	Anderson	Fischer	Columbus	Carey	Swansen	Cervantes	Burnham
at Creighton	Matthews	Carey	Anderson	Caron	Fischer	Evans	Columbus	Everitt	Burnham
Illinois	Matthews	Carey	Anderson	Caron	Fischer	Everitt	Columbus	Evans	Burnham
Illinois	Matthews	Carey	Anderson	Caron	Fischer	Everitt	Columbus	Evans	Burnham
Illinois	Matthews	Carey	Anderson	Caron	Evans	Everitt	Mozley	Swansen	Cervantes
North Dakota State	Matthews	Carey	Anderson	Caron	Fischer	Swansen	Columbus	Evans	Burnham
vs. Texas A&M-CC	Matthews	Carey	Anderson	Swansen	Columbus	Caron	Fischer	Evans	Burnham
at Abilene Christian	Matthews	Carey	Anderson	Swansen	Columbus	Everitt	Fischer	Evans	Burnham
at Kansas State	Matthews	Carey	Anderson	Swansen	Columbus	Caron	Anglim	Evans	Burnham
at Michigan	Matthews	Carey	Anderson	Swansen	Columbus	Caron	Anglim	Evans	Burnham
at Michigan	Matthews	Burnham	Anderson	Swansen	Columbus	Caron	Anglim	Carey	Evans
at Michigan	Matthews	Burnham	Anderson	Everitt	Caron	Swansen	Evans	Carey	Cervantes
Omaha	Matthews	Burnham	Anderson	Fischer	Caron	Columbus	Anglim	Swansen	Carey
Northwestern	Matthews	Burnham	Anderson	Anglim	Caron	Fischer	Swansen	Carey	Evans
Northwestern	Matthews	Burnham	Anderson	Anglim	Fischer	Swansen	Columbus	Carey	Evans
Northwestern	Matthews	Burnham	Anderson	Anglim	Fischer	Swansen	Caron	Carey	Evans
at Iowa	Matthews	Burnham	Anderson	Anglim	Fischer	Swansen	Caron	Carey	Evans
at Iowa	Matthews	Burnham	Anderson	Swansen	Fischer	Anglim	Columbus	Caron	Cervantes
at Iowa	Matthews	Burnham	Anderson	Swansen	Anglim	Columbus	Caron	Cervantes	Evans

OVERALL RECORD: 21-14-1

BIG: 7-5 | Home: 10-3 | Away: 6-9-1 | Neutral: 5-2

Date	Opponent	W/L	Score	Overall	Big Ten	Pitcher of Record	Att.	Time
2/17	at San Diego	L	7-3	0-1	0-0	Olson, E. (0-1)	1097	3:02
2/18	at San Diego	L	5-3	0-2	0-0	Schanaman, S. (0-1)	1576	2:34
2/19	at San Diego	L	10-9	0-3	0-0	Garza, M. (0-1)	1074	3:09
2/20	at San Diego	T	16-16 (7 inn.)	0-3-1	0-0	--	906	3:20
2/24	at South Alabama	W	5-4	1-3-1	0-0	Olson, E. (1-1)	1441	2:53
2/25	at South Alabama	W	15-3	2-3-1	0-0	Kaminska, J. (1-0)	1640	2:58
2/26	at South Alabama	W	9-3	3-3-1	0-0	Garza, M. (1-0)	1409	2:31
3/3	vs. No. 7 Vanderbilt	W	5-3	4-3-1	0-0	Schanaman, S. (1-1)	1647	2:11
3/4	vs. Hawaii	W	12-3	5-3-1	0-0	Kaminska, J. (2-0)	3888	2:55
3/5	vs. No. 4 Ole Miss	L	14-5	5-4-1	0-0	Clark, C. (0-1)	2035	3:01
3/7	Northern Colorado	W	12-1 (7 inn.)	6-4-1	0-0	Brockett, J. (1-0)	4195	2:06
3/8	Northern Colorado	W	14-3 (7 inn.)	7-4-1	0-0	Clark, C. (1-1)	3923	2:22
3/10	Illinois State	W	8-3	8-4-1	0-0	Olson, E. (2-1)	4002	2:29
3/11	Illinois State	W	12-0	9-4-1	0-0	Kaminska, J. (3-0)	4039	2:24
3/14	Omaha	L	10-6	9-5-1	0-0	Schanaman, S. (1-2)	4449	3:36
3/17	vs. Nicholls (DH)	W	2-1 (7 inn.)	10-5-1	0-0	Olson, E. (3-1)	--	1:17
3/17	vs. Nicholls (DH)	W	17-1	11-5-1	0-0	Kaminska, J. (4-0)	217	2:32
3/19	vs. Nicholls	L	10-7	11-6-1	0-0	Garza, M. (1-2)	153	3:18
3/21	at Creighton	L	6-5	11-7-1	0-0	Walsh, W. (0-1)	2479	3:06
3/24	Illinois	W	8-4	12-7-1	1-0	Olson, E. (4-1)	5626	2:23
3/25	Illinois	W	8-3	13-7-1	2-0	Kaminska, J. (5-0)	5675	2:42
3/26	Illinois	L	10-7	13-8-1	2-1	Garza, M. (1-3)	4382	2:53
3/28	North Dakota State	W	4-1	14-8-1	2-1	Walsh, W. (1-1)	4218	2:14
4/1	vs. Texas A&M-CC	W	12-1 (8 inn.)	15-8-1	2-1	Olson, E. (5-1)	213	2:27
4/1	at Abilene Christian	L	5-3	15-9-1	2-1	Kaminska, J. (5-1)	613	2:30
4/4	at Kansas State	W	6-1	16-9-1	2-1	Hawkins, C. (1-0)	2014	2:35
4/7	at Michigan	W	3-1 (10 inn.)	17-9-1	3-1	Schanaman, S. (2-2)	1372	2:12
4/8	at Michigan	L	8-6	17-10-1	3-2	Kaminska, J. (5-2)	1990	2:45
4/9	at Michigan	W	11-3	18-10-1	4-2	Garza, M. (2-3)	1598	2:52
4/11	Omaha	L	6-5 (10 inn.)	18-11-1	4-2	Schanaman, S. (2-3)	5420	2:56
4/14	Northwestern	W	8-3	19-11-1	5-2	Hawkins, C. (2-0)	4871	2:22
4/15	Northwestern	W	9-2	20-11-1	6-2	Brockett, J. (2-0)	5426	2:27
4/16	Northwestern	W	18-5	21-11-1	7-2	Walsh, W. (2-1)	5310	2:47
4/21	at Iowa	L	11-6	21-12-1	7-3	Olson, E. (5-2)	1309	3:01
4/22	at Iowa	L	8-0	21-13-1	7-4	Kaminska, J. (5-3)	1027	2:34
4/23	at Iowa	L	6-1	21-14-1	7-5	Walsh, W. (2-2)	906	2:08

OVERALL RECORD: 21-14-1

BIG: 7-5 | Home: 10-3 | Away: 6-9-1 | Neutral: 5-2

Player	avg	gp-gs	ab	r	h	2b	3b	hr	rbi	tb	slg%	bb	hp	so	gdp	ob%	sf	sh	sb-att	po	a	e	fld%
Matthews, Brice	.409	36-36	137	44	56	10	2	14	54	112	.818	28	3	33	0	.506	4	1	15-19	45	78	14	.898
Anderson, Max	.407	36-36	150	29	61	13	2	13	46	117	.780	14	3	19	3	.464	1	0	0-0	63	77	0	1.000
Burnham, Casey	.323	31-31	93	29	30	8	1	1	12	43	.462	8	15	31	0	.457	0	7	7-7	79	0	1	.988
Anglim, Garrett	.314	22-20	70	20	22	1	1	5	13	40	.571	7	9	27	0	.437	1	0	3-4	22	0	0	1.000
Cervantes, Efry	.298	22-10	47	8	14	1	0	2	5	21	.447	1	1	8	0	.327	0	0	0-0	33	6	0	1.000
Evans, Cole	.287	30-25	87	22	25	6	0	2	14	37	.425	13	3	25	2	.398	0	1	8-11	45	0	3	.938
Carey, Dylan	.287	33-33	136	23	39	8	1	3	18	58	.426	9	6	35	0	.353	2	0	2-3	18	52	2	.972
Swansen, Gabe	.282	31-28	103	25	29	8	0	10	30	67	.650	10	7	27	1	.377	2	0	1-3	46	1	0	1.000
Caron, Josh	.279	32-32	122	19	34	9	0	4	19	55	.451	12	8	21	1	.375	2	0	1-1	217	22	0	1.000
Columbus, Ben	.275	31-24	91	18	25	5	0	0	11	30	.330	16	2	24	0	.384	3	0	1-1	146	8	0	1.000
Fischer, Charlie	.273	32-24	88	23	24	3	2	4	26	43	.489	13	4	35	1	.383	2	0	1-1	121	2	0	1.000
Everitt, Griffin	.236	23-14	55	9	13	2	1	2	10	23	.418	8	1	13	2	.344	0	0	1-2	0	0	0	.000
Walsh, Will	.188	15-8	32	5	6	1	0	2	4	13	.406	3	2	11	0	.297	0	0	0-0	61	10	1	.986
Sartori, Luke	.133	22-2	15	6	2	0	0	0	1	2	.133	0	3	7	0	.278	0	0	2-2	11	0	0	1.000
Mozley, Blake	.111	8-1	9	0	1	1	0	0	0	2	.222	1	0	4	0	.200	0	0	0-0	6	1	0	1.000
Jessen, Luke	.000	7-0	6	0	0	0	0	0	0	0	.000	1	0	2	0	.143	0	0	0-0	0	0	1	.000
Young, Daniel	.000	3-0	3	0	0	0	0	0	0	0	.000	0	0	2	0	.000	0	0	0-0	0	0	0	.000
Totals	.306	36	1244	280	381	76	10	62	263	663	.533	144	67	324	10	.402	17	9	42-54	924	303	24	.981
Opponents	.235	36	1166	181	274	39	9	30	163	421	.361	130	49	292	9	.334	11	12	24-34	911	312	39	.969

LOB - Team (292), Opp (263). DPs turned - Team (16), Opp (21). CI - Team (0), Opp (3). IBB - Team (8), Anderson, M. 5, Matthews, B. 1, Caron, J. 1, Anglim, G. 1, Opp (5). Picked off - Swansen, G. 2, Matthews, B. 1, Caron, J. 1, Anderson, M. 1, Carey, D. 1.

(All games Sorted by Earned run avg)

Player	era	w-l	app	gs	cg	sho	sv	ip	h	r	er	bb	so	2b	3b	hr	b/avg	wp	hp	bk	sfa	sha
Gutierrez, JC	0.00	0-0	3	0	0	0/1	0	2.2	2	0	0	2	3	0	0	0	.200	1	0	0	0	0
Novotny, Sam	0.00	0-0	1	0	0	0/0	0	0.1	0	0	0	0	0	0	0	0	.000	0	0	0	0	0
Bunz, Jake	1.86	0-0	9	0	0	0/0	0	9.2	6	7	2	6	14	0	0	2	.176	1	0	0	0	0
Hawkins, Corbin	2.33	2-0	11	0	0	0/0	0	19.1	18	5	5	9	17	1	0	0	.254	0	1	1	1	0
Brockett, Jackson	2.43	2-0	10	4	0	0/0	0	29.2	18	8	8	15	27	6	0	0	.171	5	1	0	0	2
Christo, Drew	3.38	0-0	7	1	0	0/0	0	8.0	4	5	3	6	7	0	0	0	.148	1	4	0	1	1
Ornelas, Mason	3.60	0-0	4	0	0	0/0	0	5.0	1	3	2	4	3	0	0	1	.067	0	2	0	1	0
Schanaman, Shay	3.63	2-3	16	0	0	0/0	4	34.2	22	17	14	18	43	3	1	1	.179	6	11	0	1	1
Walsh, Will	3.96	2-2	8	4	0	0/0	0	25.0	20	12	11	7	24	0	1	3	.217	2	2	0	1	1
Olson, Emmett	4.02	5-2	10	10	1	0/0	0	56.0	40	27	25	18	59	6	1	9	.200	5	8	0	1	2
Kaminska, Jace	4.53	5-3	9	9	0	0/1	0	43.2	41	24	22	11	27	6	1	3	.238	3	3	0	0	1
Worthley, Jalen	4.91	0-0	6	0	0	0/1	0	7.1	6	4	4	3	6	0	0	0	.222	1	2	0	0	0
Perry, Kyle	5.74	0-0	9	0	0	0/0	1	15.2	14	11	10	2	13	3	1	3	.241	2	6	0	1	2
Garza, Michael	6.14	2-3	9	3	0	0/0	0	22.0	31	16	15	9	21	7	1	2	.320	4	1	1	0	1
Sears, Brett	6.14	0-0	7	0	0	0/0	0	7.1	13	5	5	4	9	3	0	2	.382	1	0	0	1	0
Berggren, Austin	8.10	0-0	3	0	0	0/0	0	3.1	4	5	3	2	5	0	0	0	.333	1	0	0	2	1
Clark, Caleb	14.67	1-1	8	5	0	0/0	0	15.1	28	26	25	11	10	2	3	4	.389	1	7	0	1	0
Rizzo, Will	18.00	0-0	5	0	0	0/0	0	3.0	6	6	6	3	4	2	0	0	.375	2	1	0	0	0
Totals	4.68	21-14	36	36	1	1/1	5	308.0	274	181	160	130	292	39	9	30	.235	36	49	2	11	12
Opponents	7.19	14-21	36	36	1	1/1	8	304.0	381	280	243	144	324	76	10	62	.306	41	67	8	17	9

PB - Team (6), Columbus, B. 3, Caron, J. 3, Opp (3). Pickoffs - Team (1), Olson, E. 1, Opp (6). SBA/ATT - Caron, J. (20-27), Schanaman, S (5-5), Columbus, B. (4-5), Olson, E. (2-5), Garza, M. (4-4), Kaminska, J. (2-4), Clark, C. (4-4), Christo, D. (2-3), Walsh, W. (1-3), Perry, K. (1-2), Brockett, J. (2-2), Sears, B. (1-1), Hawkins, C. (0-1).

BIG TEN RECORD: 7-5

Home: 5-1 | Away: 2-4

Player	avg	gp-gs	ab	r	h	2b	3b	hr	rbi	tb	slg%	bb	hp	so	gdp	ob%	sf	sh	sb-att	po	a	e	fld%
Matthews, Brice	.404	12-12	47	16	19	2	1	7	17	44	.936	8	1	7	0	.491	1	1	3-3	12	26	2	.950
Anderson, Max	.360	12-12	50	12	18	4	0	7	18	43	.860	4	1	6	1	.411	1	0	0-0	20	24	0	1.000
Swansen, Gabe	.351	11-10	37	8	13	4	0	6	17	35	.946	2	2	8	1	.395	2	0	0-0	13	0	0	1.000
Cervantes, Efray	.333	8-4	18	3	6	1	0	0	2	7	.389	0	0	2	0	.333	0	0	0-0	13	2	0	1.000
Burnham, Casey	.289	11-11	38	9	11	0	0	1	2	14	.368	5	4	11	0	.426	0	2	3-3	29	0	0	1.000
Fischer, Charlie	.269	10-7	26	6	7	0	2	1	8	14	.538	4	1	13	1	.375	1	0	1-1	34	0	0	1.000
Carey, Dylan	.268	10-10	41	4	11	1	0	1	5	15	.366	2	2	12	0	.326	1	0	1-2	5	21	2	.929
Evans, Cole	.243	11-11	37	9	9	3	0	0	3	12	.324	5	1	11	2	.349	0	1	3-3	23	0	2	.920
Columbus, Ben	.222	10-7	27	5	6	1	0	0	2	7	.259	3	0	4	0	.290	1	0	1-1	51	2	0	1.000
Caron, Josh	.205	11-11	39	4	8	3	0	1	4	14	.359	7	2	4	0	.354	0	0	0-0	97	9	0	1.000
Everitt, Griffin	.200	7-4	15	4	3	0	0	1	2	6	.400	1	0	3	1	.250	0	0	0-0	0	0	0	.000
Anglim, Garrett	.167	8-8	24	5	4	0	0	1	2	7	.292	5	5	11	0	.412	0	0	1-1	4	0	0	1.000
Sartori, Luke	.000	7-0	2	0	0	0	0	0	0	0	.000	0	1	2	0	.333	0	0	0-0	2	0	0	1.000
Jessen, Luke	.000	3-0	2	0	0	0	0	0	0	0	.000	1	0	2	0	.333	0	0	0-0	0	0	0	.000
Mozley, Blake	.000	2-1	2	0	0	0	0	0	0	0	.000	1	0	2	0	.333	0	0	0-0	4	0	0	1.000
Walsh, Will	.000	2-0	2	0	0	0	0	0	0	0	.000	0	0	1	0	.000	0	0	0-0	6	2	0	1.000
Young, Daniel	.000	1-0	1	0	0	0	0	0	0	0	.000	0	0	1	0	.000	0	0	0-0	0	0	0	.000
Totals	.282	12	408	85	115	19	3	26	82	218	.534	48	20	100	6	.379	7	4	13-14	315	106	6	.986
Opponents	.244	12	406	64	99	13	2	11	57	149	.367	52	10	108	3	.343	2	4	3-5	312	108	13	.970

LOB - Team (90), Opp (95). DPs turned - Team (5), Opp (13). IBB - Team (0), Opp (2). Picked off - Matthews, B. 1, Swansen, G. 1, Carey, D. 1.

(Big Ten games only Sorted by Earned run avg)

Player	era	w-l	app	gs	cg	sho	sv	ip	h	r	er	bb	so	2b	3b	hr	b/avg	wp	hp	bk	sfa	sha
Schanaman, Shay	0.00	1-0	5	0	0	0/0	1	9.1	5	2	0	5	11	0	0	0	.156	1	3	0	0	0
Sears, Brett	0.00	0-0	2	0	0	0/0	0	3.2	3	0	0	2	4	0	0	0	.214	0	0	0	0	0
Christo, Drew	0.00	0-0	2	0	0	0/0	0	2.1	0	0	0	2	2	0	0	0	.000	0	0	0	0	0
Worthley, Jalen	0.00	0-0	1	0	0	0/0	0	1.1	0	0	0	0	1	0	0	0	.000	1	0	0	0	0
Hawkins, Corbin	1.00	1-0	4	0	0	0/0	0	9.0	7	1	1	4	8	0	0	0	.219	0	0	0	0	0
Brockett, Jackson	2.20	1-0	4	1	0	0/0	0	16.1	10	4	4	10	14	3	0	0	.179	2	0	0	0	2
Bunz, Jake	3.18	0-0	4	0	0	0/0	0	5.2	4	4	2	2	8	0	0	1	.190	0	0	0	0	0
Perry, Kyle	4.91	0-0	4	0	0	0/0	0	7.1	7	4	4	0	8	1	0	1	.241	2	2	0	0	0
Olson, Emmett	5.75	1-1	4	4	0	0/0	0	20.1	16	13	13	9	25	2	0	3	.213	4	1	0	0	1
Walsh, Will	5.79	1-1	3	3	0	0/0	0	9.1	12	6	6	5	7	0	1	1	.308	0	1	0	1	0
Clark, Caleb	9.00	0-0	1	0	0	0/0	0	1.0	2	1	1	1	0	0	0	1	.400	0	1	0	0	0
Kaminska, Jace	10.12	1-2	3	3	0	0/0	0	10.2	14	12	12	6	8	1	1	2	.311	3	1	0	0	1
Garza, Michael	12.15	1-1	3	1	0	0/0	0	6.2	13	10	9	3	8	4	0	2	.382	1	0	0	0	0
Berggren, Austin	27.00	0-0	1	0	0	0/0	0	0.2	2	2	2	1	1	0	0	0	.667	1	0	0	1	0
Rizzo, Will	33.75	0-0	2	0	0	0/0	0	1.1	4	5	5	2	3	2	0	0	.444	1	1	0	0	0
Totals	5.06	7-5	12	12	0	0/0	1	105.0	99	64	59	52	108	13	2	11	.244	16	10	0	2	4
Opponents	6.84	5-7	12	12	0	1/1	2	104.0	115	85	79	48	100	19	3	26	.282	14	20	4	7	4

PB - Team (1), Caron, J. 1, Opp (1). Pickoffs - Team (0), Opp (3). SBA/ATT - Caron, J. (3-5), Brockett, J. (2-2), Walsh, W. (0-1), Schanaman, S (1-1), Olson, E. (0-1).

HOME RECORD: 10-3

BIG: 5-1

Player	avg	gp-gs	ab	r	h	2b	3b	hr	rbi	tb	slg%	bb	hp	so	gdp	ob%	sf	sh	sb-att	po	a	e	fld%
Cervantes, Efray	.533	9-2	15	4	8	1	0	0	3	9	.600	0	0	1	0	.533	0	0	0-0	11	2	0	1.000
Evans, Cole	.472	11-11	36	11	17	5	0	2	11	28	.778	5	2	6	2	.558	0	1	4-5	17	0	2	.895
Matthews, Brice	.429	13-13	49	17	21	2	1	7	20	46	.939	8	1	8	0	.500	2	1	7-9	11	25	4	.900
Swansen, Gabe	.422	12-11	45	17	19	5	0	9	20	51	1.133	1	2	8	1	.458	0	0	0-0	12	0	0	1.000
Burnham, Casey	.400	10-10	30	6	12	3	0	0	7	15	.500	2	4	9	0	.500	0	2	3-3	23	0	1	.958
Anderson, Max	.340	13-13	53	14	18	6	1	5	16	41	.774	5	2	7	1	.417	0	0	0-0	20	26	0	1.000
Fischer, Charlie	.317	13-12	41	13	13	2	2	2	14	25	.610	3	1	20	1	.370	1	0	0-0	60	1	0	1.000
Columbus, Ben	.281	11-9	32	9	9	2	0	0	4	11	.344	7	0	6	0	.400	1	0	1-1	64	4	0	1.000
Everitt, Griffin	.278	7-5	18	8	5	0	1	2	7	13	.722	4	0	2	1	.409	0	0	1-2	0	0	0	.000
Anglim, Garrett	.273	4-4	11	6	3	0	0	2	3	9	.818	1	5	2	0	.529	0	0	0-0	0	0	0	.000
Walsh, Will	.250	6-2	8	1	2	0	0	1	2	5	.625	1	0	4	0	.333	0	0	0-0	16	3	1	.950
Sartori, Luke	.200	9-1	5	2	1	0	0	0	0	1	.200	0	3	2	0	.500	0	0	2-2	5	0	0	1.000
Caron, Josh	.190	11-11	42	6	8	2	0	0	5	10	.238	5	2	9	0	.306	0	0	0-0	88	10	0	1.000
Carey, Dylan	.188	12-12	48	5	9	1	1	1	3	15	.313	1	3	16	0	.245	1	0	0-0	6	22	2	.933
Mozley, Blake	.000	4-1	3	0	0	0	0	0	0	0	.000	1	0	2	0	.250	0	0	0-0	5	0	0	1.000
Jessen, Luke	.000	3-0	3	0	0	0	0	0	0	0	.000	0	0	2	0	.000	0	0	0-0	0	0	0	.000
Young, Daniel	.000	1-0	1	0	0	0	0	0	0	0	.000	0	0	1	0	.000	0	0	0-0	0	0	0	.000
Totals	.330	13	440	119	145	29	6	31	115	279	.634	44	25	105	6	.416	5	4	18-22	342	109	11	.976
Opponents	.211	13	426	51	90	6	1	10	44	128	.300	42	13	136	4	.298	5	1	8-11	311	98	13	.969

LOB - Team (90), Opp (94). DPs turned - Team (4), Opp (6). CI - Team (0), Opp (3). IBB - Team (1), Anderson, M. 1, Opp (1).
Picked off - Anderson, M. 1, Carey, D. 1.

(Home games Sorted by Earned run avg)

Player	era	w-l	app	gs	cg	sho	sv	ip	h	r	er	bb	so	2b	3b	hr	b/avg	wp	hp	bks	sfa	sha
Ornelas, Mason	0.00	0-0	2	0	0	0/0	0	3.0	0	1	0	2	3	0	0	0	.000	0	1	0	0	0
Worthley, Jalen	0.00	0-0	2	0	0	0/1	0	2.1	1	0	0	1	4	0	0	0	.125	1	0	0	0	0
Sears, Brett	0.00	0-0	2	0	0	0/0	0	2.0	3	0	0	1	4	0	0	0	.333	0	0	0	0	0
Gutierrez, JC	0.00	0-0	1	0	0	0/1	0	1.0	0	0	0	2	1	0	0	0	.000	0	0	0	0	0
Hawkins, Corbin	0.96	1-0	4	0	0	0/0	0	9.1	8	1	1	1	11	0	0	0	.235	0	0	0	1	0
Brockett, Jackson	1.32	2-0	3	2	0	0/0	0	13.2	8	2	2	4	13	3	0	0	.167	2	0	0	0	0
Walsh, Will	1.38	2-0	3	2	0	0/0	0	13.0	5	2	2	3	18	0	0	1	.114	1	0	0	0	0
Kaminska, Jace	1.38	2-0	2	2	0	0/1	0	13.0	8	2	2	3	6	0	0	1	.170	1	0	0	0	0
Schanaman, Shay	2.57	0-2	6	0	0	0/0	3	14.0	8	5	4	8	20	1	0	0	.167	1	5	0	1	1
Bunz, Jake	3.00	0-0	2	0	0	0/0	0	3.0	2	1	1	0	4	0	0	1	.182	0	0	0	0	0
Christo, Drew	3.86	0-0	4	1	0	0/0	0	4.2	3	2	2	3	3	0	0	0	.188	1	2	0	1	0
Olson, Emmett	4.96	2-0	3	3	0	0/0	0	16.1	12	9	9	6	22	0	0	2	.200	2	2	0	0	0
Perry, Kyle	6.23	0-0	3	0	0	0/0	0	4.1	5	3	3	0	6	0	0	1	.278	0	1	0	0	0
Berggren, Austin	10.12	0-0	2	0	0	0/0	0	2.2	3	3	3	2	5	0	0	0	.300	1	0	0	1	0
Garza, Michael	10.80	0-1	2	2	0	0/0	0	5.0	10	6	6	0	8	0	0	2	.400	2	0	0	0	0
Clark, Caleb	13.50	1-0	4	1	0	0/0	0	5.1	10	9	8	4	5	0	1	2	.385	1	1	0	1	0
Rizzo, Will	33.75	0-0	2	0	0	0/0	0	1.1	4	5	5	2	3	2	0	0	.444	1	1	0	0	0
Totals	3.79	10-3	13	13	0	1/1	3	114.0	90	51	48	42	136	6	1	10	.211	14	13	0	5	1
Opponents	9.35	3-10	13	13	0	0/0	3	104.0	145	119	108	44	105	29	6	31	.330	17	25	4	5	4

PB - Team (1), Caron, J. 1, Opp (1). Pickoffs - Team (0), Opp (2). SBA/ATT - Caron, J. (6-8), Olson, E. (2-3), Walsh, W. (1-2), Columbus, B. (2-2), Schanaman, S (2-2), Christo, D. (2-2), Garza, M. (1-1), Kaminska, J. (0-1).

ROAD/NEUTRAL RECORD: 11-11-1

BIG: 2-1 | Away: 6-9-1 | Neutral: 5-2

Player	avg	gp-gs	ab	r	h	2b	3b	hr	rbi	tb	slg%	bb	hp	so	gdp	ob%	sf	sh	sb-att	po	a	e	fld%
Anderson, Max	.443	23-23	97	15	43	7	1	8	30	76	.784	9	1	12	2	.491	1	0	0-0	43	51	0	1.000
Matthews, Brice	.398	23-23	88	27	35	8	1	7	34	66	.750	20	2	25	0	.509	2	0	8-10	34	53	10	.897
Carey, Dylan	.341	21-21	88	18	30	7	0	2	15	43	.489	8	3	19	0	.410	1	0	2-3	12	30	0	1.000
Caron, Josh	.325	21-21	80	13	26	7	0	4	14	45	.563	7	6	12	1	.411	2	0	1-1	129	12	0	1.000
Anglim, Garrett	.322	18-16	59	14	19	1	1	3	10	31	.525	6	4	25	0	.414	1	0	3-4	22	0	0	1.000
Burnham, Casey	.286	21-21	63	23	18	5	1	1	5	28	.444	6	11	22	0	.438	0	5	4-4	56	0	0	1.000
Columbus, Ben	.271	20-15	59	9	16	3	0	0	7	19	.322	9	2	18	0	.375	2	0	0-0	82	4	0	1.000
Fischer, Charlie	.234	19-12	47	10	11	1	0	2	12	18	.383	10	3	15	0	.393	1	0	1-1	61	1	0	1.000
Everitt, Griffin	.216	16-9	37	1	8	2	0	0	3	10	.270	4	1	11	1	.310	0	0	0-0	0	0	0	.000
Cervantes, Efray	.188	13-8	32	4	6	0	0	2	2	12	.375	1	1	7	0	.235	0	0	0-0	22	4	0	1.000
Swansen, Gabe	.172	19-17	58	8	10	3	0	1	10	16	.276	9	5	19	0	.324	2	0	1-3	34	1	0	1.000
Walsh, Will	.167	9-6	24	4	4	1	0	1	2	8	.333	2	2	7	0	.286	0	0	0-0	45	7	0	1.000
Mozley, Blake	.167	4-0	6	0	1	1	0	0	0	2	.333	0	0	2	0	.167	0	0	0-0	1	1	0	1.000
Evans, Cole	.157	19-14	51	11	8	1	0	0	3	9	.176	8	1	19	0	.283	0	0	4-6	28	0	1	.966
Sartori, Luke	.100	13-1	10	4	1	0	0	0	1	1	.100	0	0	5	0	.100	0	0	0-0	6	0	0	1.000
Jessen, Luke	.000	4-0	3	0	0	0	0	0	0	0	.000	1	0	0	0	.250	0	0	0-0	0	0	1	.000
Young, Daniel	.000	2-0	2	0	0	0	0	0	0	0	.000	0	0	1	0	.000	0	0	0-0	0	0	0	.000
Totals	.294	23	804	161	236	47	4	31	148	384	.478	100	42	219	4	.395	12	5	24-32	582	194	13	.984
Opponents	.249	23	740	130	184	33	8	20	119	293	.396	88	36	156	5	.354	6	11	16-23	600	214	26	.969

LOB - Team (202), Opp (169). DPs turned - Team (12), Opp (15). IBB - Team (7), Anderson, M. 4, Anglim, G. 1, Caron, J. 1, Matthews, B. 1, Opp (4). Picked off - Swansen, G. 2, Caron, J. 1, Matthews, B. 1.

(Sorted by Earned run avg)

Player	era	w-l	app	gs	cg	sho	sv	ip	h	r	er	bb	so	2b	3b	hr	b/avg	wp	hp	bk	sfa	sha
Gutierrez, JC	0.00	0-0	2	0	0	0/0	0	1.2	2	0	0	0	2	0	0	0	.286	1	0	0	0	0
Berggren, Austin	0.00	0-0	1	0	0	0/0	0	0.2	1	2	0	0	0	0	0	0	.500	0	0	0	1	1
Novotny, Sam	0.00	0-0	1	0	0	0/0	0	0.1	0	0	0	0	0	0	0	0	.000	0	0	0	0	0
Bunz, Jake	1.35	0-0	7	0	0	0/0	0	6.2	4	6	1	6	10	0	0	1	.174	1	0	0	0	0
Christo, Drew	2.70	0-0	3	0	0	0/0	0	3.1	1	3	1	3	4	0	0	0	.091	0	2	0	0	1
Brockett, Jackson	3.38	0-0	7	2	0	0/0	0	16.0	10	6	6	11	14	3	0	0	.175	3	1	0	0	2
Hawkins, Corbin	3.60	1-0	7	0	0	0/0	0	10.0	10	4	4	8	6	1	0	0	.270	0	1	1	0	0
Olson, Emmett	3.63	3-2	7	7	1	0/0	0	39.2	28	18	16	12	37	6	1	7	.200	3	6	0	1	2
Schanaman, Shay	4.35	2-1	10	0	0	0/0	1	20.2	14	12	10	10	23	2	1	1	.187	5	6	0	0	0
Garza, Michael	4.76	2-2	7	1	0	0/0	0	17.0	21	10	9	9	13	7	1	0	.292	2	1	1	0	1
Rizzo, Will	5.40	0-0	3	0	0	0/0	0	1.2	2	1	1	1	1	0	0	0	.286	1	0	0	0	0
Perry, Kyle	5.56	0-0	6	0	0	0/0	1	11.1	9	8	7	2	7	3	1	2	.225	2	5	0	1	2
Kaminska, Jace	5.87	3-3	7	7	0	0/0	0	30.2	33	22	20	8	21	6	1	2	.264	2	3	0	0	1
Walsh, Will	6.75	0-2	5	2	0	0/0	0	12.0	15	10	9	4	6	0	1	2	.313	1	2	0	1	1
Worthley, Jalen	7.20	0-0	4	0	0	0/0	0	5.0	5	4	4	2	2	0	0	0	.263	0	2	0	0	0
Sears, Brett	8.44	0-0	5	0	0	0/0	0	5.1	10	5	5	3	5	3	0	2	.400	1	0	0	1	0
Ornelas, Mason	9.00	0-0	2	0	0	0/0	0	2.0	1	2	2	2	0	0	0	1	.200	0	1	0	1	0
Clark, Caleb	15.30	0-1	4	4	0	0/0	0	10.0	18	17	17	7	5	2	2	2	.391	0	6	0	0	0
Totals	5.20	11-11	23	23	1	0/0	2	194.0	184	130	112	88	156	33	8	20	.249	22	36	2	6	11
Opponents	6.07	11-11	23	23	1	1/1	5	200.0	236	161	135	100	219	47	4	31	.294	24	42	4	12	5

PB - Team (5), Columbus, B. 3, Caron, J. 2, Opp (2). Pickoffs - Team (1), Olson, E. 1, Opp (4). SBA/ATT - Caron, J. (14-19), Clark, C. (4-4), Kaminska, J. (2-3), Garza, M. (3-3), Schanaman, S (3-3), Columbus, B. (2-3), Olson, E. (0-2), Brockett, J. (2-2), Perry, K. (1-2), Hawkins, C. (0-1), Walsh, W. (0-1), Christo, D. (0-1), Sears, B. (1-1).

AT IOWA: 0-3

BIG: 0-3 | Home: 0-0 | Away: 0-3 | Neutral: 0-0

Player	avg	gp-gs	ab	r	h	2b	3b	hr	rbi	tb	slg%	bb	hp	so	gdp	ob%	sf	sh	sb-att	po	a	e	fld%
Matthews, Brice	.400	3-3	10	3	4	1	0	1	1	8	.800	2	1	2	0	.538	0	0	0-0	4	13	2	.895
Carey, Dylan	.333	1-1	3	0	1	0	0	0	1	1	.333	0	0	2	0	.333	0	0	0-0	0	1	0	1.000
Anderson, Max	.273	3-3	11	0	3	0	0	0	1	3	.273	2	0	2	0	.385	0	0	0-0	7	8	0	1.000
Burnham, Casey	.250	3-3	8	2	2	0	0	0	0	2	.250	2	2	4	0	.500	0	1	0-0	9	0	0	1.000
Fischer, Charlie	.167	2-2	6	1	1	0	0	0	1	1	.167	2	1	3	0	.444	0	0	1-1	6	0	0	1.000
Columbus, Ben	.143	3-2	7	0	1	0	0	0	0	1	.143	1	0	2	0	.250	0	0	0-0	15	1	0	1.000
Cervantes, Efry	.125	3-2	8	0	1	0	0	0	0	1	.125	0	0	1	0	.125	0	0	0-0	0	1	0	1.000
Anglim, Garrett	.111	3-3	9	1	1	0	0	0	0	1	.111	3	1	7	0	.385	0	0	1-1	4	0	0	1.000
Caron, Josh	.111	3-3	9	0	1	0	0	0	0	1	.111	3	0	3	0	.333	0	0	0-0	15	1	0	1.000
Swansen, Gabe	.111	3-3	9	0	1	0	0	0	2	1	.111	1	2	5	0	.308	1	0	0-0	4	0	0	1.000
Evans, Cole	.000	2-2	6	0	0	0	0	0	0	0	.000	0	0	4	0	.000	0	0	0-0	7	0	0	1.000
Everitt, Griffin	.000	2-0	2	0	0	0	0	0	0	0	.000	0	0	0	0	.000	0	0	0-0	0	0	0	.000
Sartori, Luke	.000	1-0	0	0	0	0	0	0	0	0	.000	0	0	0	0	.000	0	0	0-0	0	0	0	.000
Totals	.182	3	88	7	16	1	0	1	6	20	.227	16	7	35	0	.348	1	1	2-2	72	31	2	.981
Opponents	.293	3	99	25	29	5	1	3	23	45	.455	23	4	16	0	.441	1	2	3-3	81	26	2	.982

LOB - Team (25), Opp (32). DPs turned - Team (2), Opp (6). IBB - Team (0), Opp (2). Picked off - Swansen, G. 1, Matthews, B. 1.

(All games vs Iowa Sorted by Earned run avg)

Player	era	w-l	app	gs	cg	sho	sv	ip	h	r	er	bb	so	2b	3b	hr	b/avg	wp	hp	bk	sfa	sha
Schanaman, Shay	0.00	0-0	2	0	0	0/0	0	4.0	4	2	0	4	2	0	0	0	.250	1	1	0	0	0
Sears, Brett	0.00	0-0	1	0	0	0/0	0	2.2	2	0	0	1	2	0	0	0	.200	0	0	0	0	0
Brockett, Jackson	0.00	0-0	1	0	0	0/0	0	1.2	1	0	0	4	2	0	0	0	.200	1	0	0	0	1
Christo, Drew	0.00	0-0	1	0	0	0/0	0	1.1	0	0	0	1	1	0	0	0	.000	0	0	0	0	0
Hawkins, Corbin	2.70	0-0	1	0	0	0/0	0	3.1	1	1	1	3	2	0	0	0	.100	0	0	0	0	0
Perry, Kyle	9.00	0-0	1	0	0	0/0	0	3.0	4	3	3	0	1	1	0	1	.308	2	1	0	0	0
Kaminska, Jace	12.00	0-1	1	1	0	0/0	0	3.0	4	4	4	2	2	0	0	1	.308	1	0	0	0	0
Bunz, Jake	13.50	0-0	1	0	0	0/0	0	0.2	1	3	1	2	0	0	0	0	.333	0	0	0	0	0
Olson, Emmett	19.29	0-1	1	1	0	0/0	0	2.1	6	5	5	2	3	1	0	1	.500	1	1	0	0	1
Walsh, Will	20.25	0-1	1	1	0	0/0	0	1.1	3	3	3	3	0	0	1	0	.500	0	1	0	1	0
Garza, Michael	40.50	0-0	1	0	0	0/0	0	0.2	3	4	3	1	1	3	0	0	.500	0	0	0	0	0
Totals	7.50	0-3	3	3	0	0/0	0	24.0	29	25	20	23	16	5	1	3	.293	6	4	0	1	2
Opponents	2.33	3-0	3	3	0	1/1	0	27.0	16	7	7	16	35	1	0	1	.182	4	7	0	1	1

Pickoffs - Team (0), Opp (2). SBA/ATT - Caron, J. (3-3), Brockett, J. (2-2), Schanaman, S (1-1).

LAST FIVE GAMES: 2-3

BIG: 2-3 | Home: 2-0 | Away: 0-3 | Neutral: 0-0

Player	avg	gp-gs	ab	r	h	2b	3b	hr	rbi	tb	slg%	bb	hp	so	gdp	ob%	sf	sh	sb-att	po	a	e	fld%
Matthews, Brice	.474	5-5	19	7	9	2	0	3	5	20	1.053	2	1	3	0	.545	0	0	0-0	5	16	2	.913
Swansen, Gabe	.444	5-5	18	5	8	3	0	3	10	20	1.111	1	2	5	0	.500	1	0	0-0	7	0	0	1.000
Burnham, Casey	.412	5-5	17	5	7	0	0	0	1	7	.412	2	3	6	0	.545	0	1	1-1	16	0	0	1.000
Anderson, Max	.368	5-5	19	3	7	2	0	1	5	12	.632	4	0	3	1	.478	0	0	0-0	9	10	0	1.000
Everitt, Griffin	.333	3-0	3	1	1	0	0	0	1	1	.333	0	0	0	0	.333	0	0	0-0	0	0	0	.000
Cervantes, Efry	.300	5-2	10	1	3	1	0	0	0	4	.400	0	0	1	0	.300	0	0	0-0	1	2	0	1.000
Fischer, Charlie	.286	4-4	14	5	4	0	2	1	5	11	.786	3	1	6	0	.444	0	0	1-1	22	0	0	1.000
Columbus, Ben	.273	4-3	11	1	3	1	0	0	1	4	.364	1	0	2	0	.333	0	0	0-0	21	2	0	1.000
Evans, Cole	.167	4-4	12	2	2	1	0	0	1	3	.250	1	0	5	1	.231	0	0	0-0	11	0	0	1.000
Caron, Josh	.154	4-4	13	0	2	0	0	0	2	2	.154	4	0	3	0	.353	0	0	0-0	26	2	0	1.000
Anglim, Garrett	.143	5-5	14	4	2	0	0	1	1	5	.357	3	4	8	0	.429	0	0	1-1	4	0	0	1.000
Carey, Dylan	.091	3-3	11	0	1	0	0	0	1	1	.091	1	0	5	0	.167	0	0	0-0	2	8	1	.909
Jessen, Luke	.000	2-0	2	0	0	0	0	0	0	0	.000	0	0	2	0	.000	0	0	0-0	0	0	0	.000
Young, Daniel	.000	1-0	1	0	0	0	0	0	0	0	.000	0	0	1	0	.000	0	0	0-0	0	0	0	.000
Mozley, Blake	.000	1-0	1	0	0	0	0	0	0	0	.000	0	0	1	0	.000	0	0	0-0	1	0	0	1.000
Sartori, Luke	.000	2-0	1	0	0	0	0	0	0	0	.000	0	1	1	0	.500	0	0	0-0	0	0	0	.000
Totals	.295	5	166	34	49	10	2	9	33	90	.542	22	12	52	2	.413	1	1	3-3	126	49	3	.983
Opponents	.253	5	166	32	42	7	1	5	29	66	.398	32	6	34	1	.388	2	2	3-3	129	43	2	.989

LOB - Team (39), Opp (50). DPs turned - Team (3), Opp (8). IBB - Team (0), Opp (2). Picked off - Swansen, G. 1, Matthews, B. 1.

(Sorted by Earned run avg)

Player	era	w-l	app	gs	cg	sho	sv	ip	h	r	er	bb	so	2b	3b	hr	b/avg	wp	hp	bks	sfa	sha
Brockett, Jackson	0.00	1-0	2	1	0	0/0	0	7.2	4	0	0	7	6	1	0	0	.160	1	0	0	0	1
Schanaman, Shay	0.00	0-0	2	0	0	0/0	0	4.0	4	2	0	4	2	0	0	0	.250	1	1	0	0	0
Sears, Brett	0.00	0-0	2	0	0	0/0	0	3.2	3	0	0	2	4	0	0	0	.214	0	0	0	0	0
Christo, Drew	0.00	0-0	2	0	0	0/0	0	2.1	0	0	0	2	2	0	0	0	.000	0	0	0	0	0
Worthley, Jalen	0.00	0-0	1	0	0	0/0	0	1.1	0	0	0	0	1	0	0	0	.000	1	0	0	0	0
Hawkins, Corbin	2.70	0-0	1	0	0	0/0	0	3.1	1	1	1	3	2	0	0	0	.100	0	0	0	0	0
Walsh, Will	4.26	1-1	2	2	0	0/0	0	6.1	5	3	3	4	5	0	1	0	.208	0	1	0	1	0
Perry, Kyle	9.00	0-0	1	0	0	0/0	0	3.0	4	3	3	0	1	1	0	1	.308	2	1	0	0	0
Clark, Caleb	9.00	0-0	1	0	0	0/0	0	1.0	2	1	1	1	0	0	0	1	.400	0	1	0	0	0
Bunz, Jake	10.80	0-0	2	0	0	0/0	0	1.2	2	4	2	2	1	0	0	1	.286	0	0	0	0	0
Kaminska, Jace	12.00	0-1	1	1	0	0/0	0	3.0	4	4	4	2	2	0	0	1	.308	1	0	0	0	0
Olson, Emmett	19.29	0-1	1	1	0	0/0	0	2.1	6	5	5	2	3	1	0	1	.500	1	1	0	0	1
Rizzo, Will	27.00	0-0	1	0	0	0/0	0	1.0	2	3	3	1	3	1	0	0	.333	1	1	0	0	0
Berggren, Austin	27.00	0-0	1	0	0	0/0	0	0.2	2	2	2	1	1	0	0	0	.667	1	0	0	1	0
Garza, Michael	40.50	0-0	1	0	0	0/0	0	0.2	3	4	3	1	1	3	0	0	.500	0	0	0	0	0
Totals	5.79	2-3	5	5	0	0/0	0	42.0	42	32	27	32	34	7	1	5	.253	9	6	0	2	2
Opponents	7.12	3-2	5	5	0	1/1	0	43.0	49	34	34	22	52	10	2	9	.295	6	12	2	1	1

Pickoffs - Team (0), Opp (2). SBA/ATT - Caron, J. (3-3), Brockett, J. (2-2), Schanaman, S (1-1).

LAST 10 GAMES: 5-5

BIG: 5-4 | Home: 3-1 | Away: 2-4 | Neutral: 0-0

Player	avg	gp-gs	ab	r	h	2b	3b	hr	rbi	tb	slg%	bb	hp	so	gdp	ob%	sf	sh	sb-att	po	a	e	fld%
Matthews, Brice	.421	10-10	38	16	16	2	1	6	13	38	1.000	8	2	5	0	.542	0	0	3-4	14	26	3	.930
Anderson, Max	.390	10-10	41	9	16	4	0	4	13	32	.780	5	0	5	1	.447	1	0	0-0	18	17	0	1.000
Cervantes, Efray	.357	7-3	14	2	5	1	0	0	1	6	.429	0	0	2	0	.357	0	0	0-0	6	2	0	1.000
Fischer, Charlie	.318	8-6	22	6	7	0	2	1	9	14	.636	4	2	8	0	.448	1	0	1-1	34	0	0	1.000
Burnham, Casey	.306	10-10	36	9	11	2	0	1	3	16	.444	4	4	10	0	.432	0	1	3-3	28	0	1	.966
Swansen, Gabe	.270	10-10	37	6	10	4	0	4	14	26	.703	2	2	10	0	.326	2	0	0-0	13	0	0	1.000
Carey, Dylan	.250	8-8	32	2	8	1	0	0	2	9	.281	2	1	9	0	.314	0	0	1-2	7	13	1	.952
Anglim, Garrett	.214	9-9	28	7	6	0	0	2	3	12	.429	5	6	12	0	.436	0	0	1-1	4	0	0	1.000
Everitt, Griffin	.200	4-1	5	1	1	0	0	0	1	1	.200	0	0	1	0	.200	0	0	0-0	0	0	0	.000
Columbus, Ben	.174	8-6	23	1	4	1	0	0	2	5	.217	3	0	5	0	.259	1	0	0-0	43	3	0	1.000
Caron, Josh	.171	9-9	35	2	6	3	0	1	3	12	.343	4	1	6	0	.275	0	0	0-0	74	4	0	1.000
Evans, Cole	.148	8-8	27	6	4	2	0	0	1	6	.222	3	0	9	1	.233	0	1	1-1	16	0	0	1.000
Jessen, Luke	.000	3-0	2	0	0	0	0	0	0	0	.000	1	0	2	0	.333	0	0	0-0	0	0	0	.000
Sartori, Luke	.000	4-0	1	0	0	0	0	0	0	0	.000	0	1	1	0	.500	0	0	0-0	0	0	0	.000
Mozley, Blake	.000	1-0	1	0	0	0	0	0	0	0	.000	0	0	1	0	.000	0	0	0-0	1	0	0	1.000
Young, Daniel	.000	1-0	1	0	0	0	0	0	0	0	.000	0	0	1	0	.000	0	0	0-0	0	0	0	.000
Walsh, Will	.000	1-0	1	0	0	0	0	0	0	0	.000	0	0	0	0	.000	0	0	0-0	4	2	0	1.000
Totals	.273	10	344	67	94	20	3	19	65	177	.515	41	19	87	2	.377	5	2	10-12	264	91	5	.986
Opponents	.240	10	334	53	80	11	3	9	49	124	.371	50	10	81	2	.351	5	5	3-5	267	88	10	.973

LOB - Team (78), Opp (87). DPs turned - Team (4), Opp (9). CI - Team (0), Opp (1). IBB - Team (1), Anderson, M. 1, Opp (3).
Picked off - Anderson, M. 1, Swansen, G. 1, Matthews, B. 1, Carey, D. 1.

(Sorted by Earned run avg)

Player	era	w-l	app	gs	cg	sho	sv	ip	h	r	er	bb	so	2b	3b	hr	b/avg	wp	hp	bks	sfa	sha
Sears, Brett	0.00	0-0	2	0	0	0/0	0	3.2	3	0	0	2	4	0	0	0	.214	0	0	0	0	0
Christo, Drew	0.00	0-0	3	0	0	0/0	0	3.1	0	0	0	2	2	0	0	0	.000	0	0	0	0	0
Worthley, Jalen	0.00	0-0	1	0	0	0/0	0	1.1	0	0	0	0	1	0	0	0	.000	1	0	0	0	0
Schanaman, Shay	0.87	1-1	4	0	0	0/0	0	10.1	7	3	1	6	9	0	0	0	.194	1	4	0	1	1
Brockett, Jackson	1.42	1-0	3	1	0	0/0	0	12.2	7	2	2	9	10	2	0	0	.167	1	0	0	0	2
Hawkins, Corbin	1.80	1-0	4	0	0	0/0	0	10.0	7	2	2	4	7	0	0	0	.206	0	0	0	1	0
Perry, Kyle	4.26	0-0	3	0	0	0/0	0	6.1	5	3	3	0	7	1	0	1	.208	2	1	0	0	0
Bunz, Jake	4.91	0-0	3	0	0	0/0	0	3.2	3	4	2	2	5	0	0	1	.214	0	0	0	0	0
Walsh, Will	5.79	1-1	3	3	0	0/0	0	9.1	12	6	6	5	7	0	1	1	.308	0	1	0	1	0
Garza, Michael	5.79	1-0	2	0	0	0/0	0	4.2	6	4	3	3	5	4	0	0	.286	0	0	0	0	0
Olson, Emmett	6.08	0-1	3	3	0	0/0	0	13.1	10	9	9	9	15	2	0	3	.208	3	1	0	0	1
Clark, Caleb	12.00	0-0	2	1	0	0/0	0	3.0	7	5	4	2	1	0	1	2	.438	0	1	0	1	0
Kaminska, Jace	19.29	0-2	2	2	0	0/0	0	4.2	9	10	10	4	4	1	1	1	.409	2	1	0	0	1
Rizzo, Will	27.00	0-0	1	0	0	0/0	0	1.0	2	3	3	1	3	1	0	0	.333	1	1	0	0	0
Berggren, Austin	27.00	0-0	1	0	0	0/0	0	0.2	2	2	2	1	1	0	0	0	.667	1	0	0	1	0
Totals	4.81	5-5	10	10	0	0/0	0	88.0	80	53	47	50	81	11	3	9	.240	12	10	0	5	5
Opponents	6.57	5-5	10	10	0	1/1	2	89.0	94	67	65	41	87	20	3	19	.273	11	19	4	5	2

Pickoffs - Team (0), Opp (4). SBA/ATT - Caron, J. (3-5), Brockett, J. (2-2), Walsh, W. (0-1), Olson, E. (0-1), Schanaman, S (1-1).

NEBRASKA GAME-BY-GAME HITTING

Date	Opponent	ab	r	h	rbi	2b	3b	hr	tb	bb	ibb	sb	cs	hbp	sac	sf	gdp	k	po	a	e	lob	avg
Feb 17	at San Diego	32	3	5	3	1	0	0	6	7	0	0	0	2	0	0	0	9	24	10	0	11	.156
Feb 18	at San Diego	37	3	11	3	1	0	1	15	1	0	1	1	0	0	0	0	12	24	8	1	8	.232
Feb 19	at San Diego	34	9	10	9	2	0	2	18	3	0	1	0	5	0	1	0	12	25	5	0	7	.252
Feb 20	at San Diego	38	16	17	13	4	1	2	29	7	0	0	1	1	0	0	0	11	21	5	1	9	.305
Feb 24	at South Alabama	32	5	6	5	2	0	1	11	6	2	0	0	5	1	0	0	9	27	10	1	12	.283
Feb 25	at South Alabama	42	15	14	12	3	0	2	23	4	0	1	2	3	0	1	1	10	27	5	2	8	.293
Feb 26	at South Alabama	39	9	13	8	3	0	4	28	3	0	0	0	0	0	1	0	10	27	15	0	7	.299
Mar 03	vs Vanderbilt	35	5	13	4	8	0	1	24	2	0	1	0	1	0	0	0	10	27	9	0	9	.308
Mar 04	vs Hawaii	43	12	18	11	4	1	1	27	7	2	1	0	1	0	0	1	7	27	6	0	12	.322
Mar 05	vs Ole Miss	33	5	8	5	1	0	2	15	2	0	0	0	1	0	0	1	7	24	7	0	4	.315
Mar 07	NO. COLORADO	31	12	13	11	4	1	3	28	4	0	2	0	3	0	0	0	7	21	6	0	9	.323
Mar 08	NO. COLORADO	31	14	14	13	3	0	5	32	3	0	3	1	2	0	0	0	5	21	7	0	4	.333
Mar 10	ILLINOIS STATE	35	8	13	8	3	1	1	21	3	0	3	1	1	0	0	0	11	27	10	0	7	.335
Mar 11	ILLINOIS STATE	32	12	10	12	2	1	0	14	5	0	3	0	3	0	2	0	8	27	10	1	6	.334
Mar 14	OMAHA	36	6	10	6	2	0	0	12	8	0	1	1	0	0	0	0	12	27	6	3	11	.330
Mar 17	vs Nicholls	23	2	7	2	0	0	0	7	1	0	0	0	1	1	0	0	3	21	7	0	6	.329
Mar 17	vs Nicholls	40	17	17	15	1	0	4	30	6	0	1	0	2	0	2	0	9	27	8	1	9	.336
Mar 19	vs Nicholls	37	7	10	7	4	1	1	19	9	1	3	0	1	0	0	0	14	27	10	0	13	.332
Mar 21	at Creighton	35	5	10	5	1	0	0	11	4	1	0	1	2	1	0	0	9	26	9	1	10	.329
*Mar 24	ILLINOIS	36	8	12	8	1	0	1	16	1	0	0	0	0	1	0	0	6	27	12	1	6	.330
*Mar 25	ILLINOIS	28	8	6	7	0	0	4	18	6	0	3	0	2	1	2	1	8	27	6	1	7	.325
*Mar 26	ILLINOIS	37	7	12	7	0	0	4	24	3	0	0	0	2	0	0	3	10	27	7	1	8	.325
Mar 28	NO. DAKOTA ST.	28	4	5	3	1	0	1	9	0	0	1	0	2	1	0	0	9	27	7	1	4	.320
Apr 01	vs Texas A&M-CC	35	12	13	12	3	1	1	21	3	0	3	1	4	0	2	0	6	24	12	1	8	.322
Apr 01	at Abilene Christian	35	3	8	3	0	0	1	11	4	0	3	0	0	0	0	0	13	24	8	3	9	.318
Apr 04	at Kansas State	36	6	12	6	2	0	1	17	1	1	1	1	4	1	1	1	10	27	7	0	10	.319
*Apr 07	at Michigan	37	3	8	3	2	0	2	16	2	0	1	0	0	0	0	0	5	30	5	0	6	.315
*Apr 08	at Michigan	34	6	8	5	0	0	1	11	8	0	2	0	2	0	2	0	11	24	7	0	13	.312
*Apr 09	at Michigan	39	11	12	11	4	0	3	25	4	0	3	1	0	0	1	0	7	27	10	0	6	.312
Apr 11	OMAHA	37	5	9	5	2	0	2	17	3	1	0	1	3	0	0	0	11	30	10	2	9	.309
*Apr 14	NORTHWESTERN	31	8	8	8	2	1	2	18	2	0	1	0	2	1	1	0	1	27	10	0	5	.308
*Apr 15	NORTHWESTERN	36	9	13	9	3	1	1	21	2	0	1	0	3	0	0	1	8	27	9	0	8	.310
*Apr 16	NORTHWESTERN	42	18	20	18	6	1	7	49	4	0	0	0	2	0	0	1	9	27	9	1	6	.316
*Apr 21	at Iowa	30	6	7	5	1	0	0	8	10	0	1	0	3	0	1	0	15	24	9	1	11	.314
*Apr 22	at Iowa	29	0	5	0	0	0	0	5	4	0	1	0	2	1	0	0	9	24	10	1	9	.310
*Apr 23	at Iowa	29	1	4	1	0	0	1	7	2	0	0	0	2	0	0	0	11	24	12	0	5	.306
Totals		1244	280	381	263	76	10	62	663	144	8	42	12	67	9	17	10	324	924	303	24	292	.306

NEBRASKA GAME-BY-GAME PITCHING

Date	Opponent	ip	h	r	er	bb	so	2b	3b	hr	wp	bk	hbp	dp	ibb	score	w-l	sv	era
Feb 17	at San Diego	8.0	10	7	7	4	8	2	1	1	2	0	1	0	0	3-7	0-1	0	7.88
Feb 18	at San Diego	8.0	6	5	5	4	5	0	0	1	1	0	2	1	0	3-5	0-2	0	6.75
Feb 19	at San Diego	8.1	9	10	10	4	5	2	0	1	0	2	4	2	0	9-10	0-3	0	8.14
Feb 20	at San Diego	7.0	7	16	8	8	5	0	0	3	2	0	3	1	0	16-16	0-3	0	8.62
Feb 24	at South Alabama	9.0	2	4	2	4	9	0	0	1	1	0	6	1	0	5-4	1-3	1	7.14
Feb 25	at South Alabama	9.0	9	3	3	1	5	2	0	0	1	0	0	0	0	15-3	2-3	1	6.39
Feb 26	at South Alabama	9.0	8	3	3	3	4	1	1	1	0	0	0	1	0	9-3	3-3	1	5.86
Mar 03	vs Vanderbilt	9.0	5	3	3	3	8	0	0	3	0	0	1	1	0	5-3	4-3	1	5.48
Mar 04	vs Hawaii	9.0	11	3	3	1	7	3	0	2	0	0	2	0	0	12-3	5-3	1	5.19
Mar 05	vs Ole Miss	8.0	14	14	13	8	6	2	2	0	0	0	4	0	1	5-14	5-4	1	6.08
Mar 07	NO. COLORADO	7.0	5	1	1	1	11	1	0	0	1	0	0	0	0	12-1	6-4	1	5.72
Mar 08	NO. COLORADO	7.0	5	3	3	2	9	0	0	1	1	0	1	0	0	14-3	7-4	1	5.58
Mar 10	ILLINOIS STATE	9.0	5	3	3	3	13	0	0	1	0	0	2	0	0	8-3	8-4	2	5.37
Mar 11	ILLINOIS STATE	9.0	4	0	0	4	6	0	0	0	0	0	0	0	0	12-0	9-4	2	4.95
Mar 14	OMAHA	9.0	10	10	8	8	14	1	0	1	2	0	2	1	0	6-10	9-5	2	5.17
Mar 17	vs Nicholls	7.0	5	1	1	0	7	0	0	0	0	0	1	1	0	2-1	10-5	2	4.96
Mar 17	vs Nicholls	9.0	3	1	0	1	6	0	0	0	0	0	0	0	0	17-1	11-5	2	4.65
Mar 19	vs Nicholls	9.0	18	10	10	2	7	4	2	2	2	0	3	1	1	7-10	11-6	2	4.97
Mar 21	at Creighton	8.2	7	6	6	4	7	2	0	0	2	0	2	0	0	5-6	11-7	2	5.04
*Mar 24	ILLINOIS	9.0	6	4	4	0	12	0	0	0	1	0	1	1	0	8-4	12-7	3	4.98
*Mar 25	ILLINOIS	9.0	10	3	3	2	9	0	0	1	1	0	1	0	0	8-3	13-7	3	4.88
*Mar 26	ILLINOIS	9.0	14	10	10	3	12	2	0	2	2	0	0	0	0	7-10	13-8	3	5.13
Mar 28	NO. DAKOTA ST.	9.0	3	1	1	2	16	0	0	0	2	0	2	0	0	4-1	14-8	4	4.94
Apr 01	vs Texas A&M-CC	8.0	5	1	1	2	4	3	0	0	1	0	0	1	0	12-1	15-8	4	4.79
Apr 01	at Abilene Christian	8.0	6	5	4	1	8	2	0	0	0	0	0	0	0	3-5	15-9	4	4.78
Apr 04	at Kansas State	9.0	7	1	1	5	8	1	0	0	2	0	1	0	0	6-1	16-9	5	4.62
*Apr 07	at Michigan	10.0	2	1	1	3	13	1	0	1	1	0	1	0	0	3-1	17-9	5	4.46
*Apr 08	at Michigan	8.0	10	8	8	4	8	2	1	0	1	0	1	0	0	6-8	17-10	5	4.61
*Apr 09	at Michigan	9.0	11	3	3	3	10	1	0	1	0	0	0	0	0	11-3	18-10	5	4.55
Apr 11	OMAHA	10.0	11	6	5	3	6	0	1	1	0	0	2	0	1	5-6	18-11	5	4.55
*Apr 14	NORTHWESTERN	9.0	4	3	3	5	10	0	0	1	1	0	0	1	0	8-3	19-11	5	4.50
*Apr 15	NORTHWESTERN	9.0	5	2	2	5	7	1	0	0	2	0	0	1	0	9-2	20-11	5	4.42
*Apr 16	NORTHWESTERN	9.0	8	5	5	4	11	1	0	2	1	0	2	0	0	18-5	21-11	5	4.44
*Apr 21	at Iowa	8.0	9	11	7	10	6	1	0	1	1	0	2	1	0	6-11	21-12	5	4.53
*Apr 22	at Iowa	8.0	10	8	7	8	7	3	0	1	2	0	0	0	2	0-8	21-13	5	4.62
*Apr 23	at Iowa	8.0	10	6	6	5	3	1	1	1	3	0	2	1	0	1-6	21-14	5	4.68
Totals		308.0	274	181	160	130	292	39	9	30	36	2	49	16	5	280-181	21-14	5	4.68

TEAM BATTING

Category	Number	Game
At-Bats	43	vs. Hawaii, 3/4/23
Runs Scored	18	vs. Northwestern, 4/16/23
Hits	20	vs. Northwestern, 4/16/23
Runs Batted In	18	vs. Northwestern, 4/16/23
Doubles	8	vs. Vanderbilt, 3/3/23
Triples	1	10 Times
Home Runs	7	vs. Northwestern, 4/16/23
Total Bases	49	vs. Northwestern, 4/16/23
Walks	10	at Iowa, 4/21/23
Strikeouts	15	at Iowa, 4/21/23
Sacrifice Hits	1	Nine Times
Stolen Bases	3	Eight Times
Hit by Pitch	5	at San Diego, 2/19/23
	5	at South Alabama, 2/24/23

TEAM FIELDING

Category	Number	Game
Putouts	30	at Michigan, 4/7/23
	30	vs. Omaha, 4/11/23
Assists	15	at South Alabama, 2/26/23
Errors	3	vs. Omaha, 3/14/23
	3	at Abilene Christian, 4/1/23
Passed Balls	2	vs. Nicholls, 3/19/23
Double Plays Turned	2	at San Diego, 2/19/23

TEAM PITCHING

Category	Number	Game
Innings Pitched	10.0	at Michigan, 4/7/23
	10.0	vs. Omaha, 4/11/23
Runs Allowed	16	at San Diego, 2/20/23
Earned Runs	13	vs. Ole Miss, 3/5/23
Walks Allowed	10	at Iowa, 4/21/23
Strikeouts	16	vs. North Dakota State, 3/28/23
Hits Allowed	18	vs. Nicholls, 3/19/23
Doubles Allowed	4	vs. Nicholls, 3/19/23
Triples Allowed	2	vs. Ole Miss, 3/5/23
	2	vs. Nicholls, 3/19/23
Home Runs Allowed	3	at San Diego, 2/20/23
	3	vs. Vanderbilt, 3/3/23
Wild Pitches	3	at Iowa, 4/23/23
Hit Batters	6	at South Alabama, 2/24/23

INDIVIDUAL BATTING

Category	Number	Game
At-Bats	6	J. Caron at USA, 2/25/23
	6	D. Carey vs. Hawaii, 3/4/23
	6	C. Evans vs. Nicholls, 3/19/23
Runs Scored	3	18 Times
Hits	4	Four Times
Runs Batted In	6	G. Swansen vs. Northwestern, 4/16/23
Doubles	3	C. Burnham vs. Vanderbilt, 3/3/23
Triples	1	10 Times
Home Runs	2	Seven Times
Total Bases	12	G. Swansen vs. Northwestern, 4/16/23
Walks	3	G. Everitt vs. Omaha, 3/14/23
	3	B. Matthews at Michigan, 4/8/23
Strikeouts	4	C. Fischer vs. Illinois, 3/24/23
Sacrifice Hits	1	Nine Times
Stolen Bases	2	B. Matthews vs. Illinois State, 3/10/23
	2	C. Evans vs. Illinois, 3/25/23
	2	B. Matthews at Abilene Christian, 4/1/23
Hit by Pitch	2	Six Times

INDIVIDUAL FIELDING

Category	Number	Game
Putouts	15	B. Columbus vs. NDSU, 3/28/23
Assists	6	B. Matthews at Iowa, 4/23/23
Errors	2	B. Matthews at Abilene Christian, 4/1/23
Passed Balls	2	B. Columbus vs. Nicholls, 3/17/23

INDIVIDUAL PITCHING

Category	Number	Game
Innings Pitched	7.2	E. Olson at Michigan, 4/7/23
Runs Allowed	8	C. Clark vs. Ole Miss, 3/5/23
Earned Runs	8	C. Clark vs. Ole Miss, 3/5/23
Walks Allowed	4	S. Schanaman vs. Omaha, 3/14/23
	4	E. Olson vs. Northwestern, 4/16/23
	4	J. Brockett at Iowa, 4/22/23
Strikeouts	11	W. Walsh vs. NDSU, 3/28/23
Hits Allowed	7	Four Times
Doubles Allowed	3	E. Olson vs. Texas A&M-CC, 4/1/23
	3	M. Garza at Iowa, 4/22/23
Triples Allowed	1	Nine Times
Home Runs Allowed	3	E. Olson vs. Vanderbilt, 3/3/23
Wild Pitches	2	J. Brockett at San Diego, 2/20/23
	2	K. Perry at Iowa, 4/23/23
Hit Batters	3	C. Clark at San Diego, 2/19/23

HITTING BY SERIES

TEAM	W-L	AVG	R	H	2B	3B	HR	RBI	BB	SO	SB-ATT	W/RISP	2OUT
San Diego	0-3-1	.305	31	43	8	1	5	28	18	44	2-4	.304	.347
South Alabama	3-0	.292	29	33	8	0	7	25	13	29	1-3	.237	.289
Vanderbilt	1-0	.371	5	13	8	0	1	5	2	10	1-1	.200	.273
Hawaii	1-0	.419	12	18	4	1	1	11	7	7	1-1	.313	.429
Ole Miss	0-1	.242	5	8	1	0	2	5	2	7	0-0	.286	.000
Northern Colorado	2-0	.435	26	27	7	1	8	24	7	12	5-6	.379	.250
Illinois State	2-0	.343	20	23	5	2	1	20	8	19	6-7	.480	.286
Omaha	0-2	.260	11	19	4	0	2	11	11	23	1-3	.273	.217
Nicholls	2-1	.340	26	34	5	1	5	24	16	26	4-4	.333	.333
Creighton	0-1	.286	5	10	1	0	0	5	4	9	0-1	.556	.357
Illinois	2-1	.297	23	30	1	0	9	22	10	24	3-3	.154	.267
North Dakota State	1-0	.179	4	5	1	0	1	3	0	9	1-1	.333	.111
Texas A&M-CC	1-0	.371	12	13	3	1	1	12	3	6	3-4	.571	.333
Abilene Christian	0-1	.229	35	3	8	0	1	3	4	13	3-3	.125	.100
Kansas State	1-0	.333	6	12	2	0	1	6	1	10	1-2	.231	.273
Michigan	2-1	.255	20	28	6	0	6	19	14	23	6-7	.241	.225
Northwestern	3-0	.376	35	41	11	3	10	35	8	18	2-2	.342	.343
Iowa	0-3	.182	7	16	1	0	1	6	16	35	2-2	.115	.136
South Dakota State													
Minnesota													
Maryland													
Penn State													
Purdue													

SITUATIONAL HITTING

Player	Overall AB/AVG	vs. Left AB/AVG	vs. Right AB/AVG	W/ Bases Empty	W/ Runners On Base	W/ Bases Loaded	With 2 Outs	Runners In Score Pos.	Reached Leadoff
Matthews, Brice	137/.409	34/.412	103/.408	74/.338	63/.492	6/.667	34/.353	42/.476	66/.379
Anderson, Max	150/.407	30/.467	120/.392	75/.373	75/.440	4/.250	58/.345	49/.408	29/.379
Burnham, Casey	93/.323	19/.263	74/.338	53/.340	40/.300	4/.250	27/.296	29/.241	25/.320
Anglim, Garrett	70/.314	17/.118	53/.377	34/.412	36/.222	5/.200	24/.333	25/.160	14/.714
Cervantes, Efray	47/.298	14/.500	33/.212	24/.250	23/.348	1/.000	13/.231	16/.188	10/.400
Evans, Cole	87/.287	15/.333	72/.278	43/.302	44/.273	3/.000	35/.286	30/.333	13/.462
Carey, Dylan	136/.287	35/.286	101/.287	72/.264	64/.313	1/1.000	37/.243	41/.244	26/.269
Swansen, Gabe	103/.282	28/.357	75/.253	43/.209	60/.333	5/.200	33/.273	39/.308	20/.300
Caron, Josh	122/.279	32/.406	90/.233	62/.290	60/.267	3/.000	33/.212	37/.243	31/.226
Columbus, Ben	91/.275	16/.188	75/.293	47/.255	44/.295	6/.167	36/.278	26/.269	21/.333
Fischer, Charlie	88/.273	11/.182	77/.286	43/.233	45/.311	6/.167	27/.259	30/.400	24/.375
Everitt, Griffin	55/.236	17/.353	38/.184	28/.214	27/.259	3/.333	22/.318	15/.333	16/.375
Walsh, Will	32/.188	9/.222	23/.174	16/.125	16/.250	2/.000	13/.077	7/.000	7/.429
Sartori, Luke	15/.133	6/.000	9/.222	7/.143	8/.125	2/.000	3/.000	5/.000	7/.143
Mozley, Blake	9/.111	1/.000	8/.125	1/.000	8/.125	0/---	4/.000	5/.000	1/.000
Jessen, Luke	6/.000	0/---	6/.000	2/.000	4/.000	0/---	2/.000	3/.000	0/---
Young, Daniel	3/.000	1/.000	2/.000	2/.000	1/.000	0/---	1/.000	1/.000	1/.000

MULTIPLE HIT GAMES

Player	2	3	4	5+	Total
Max Anderson	13	8	-	-	21
Brice Matthews	13	6	-	-	19
Dylan Carey	9	2	1	-	12
Josh Caron	8	2	-	-	10
Casey Burnham	6	2	1	-	9
Garrett Anglim	6	1	-	-	7
Ben Columbus	6	-	-	-	6
Charlie Fischer	5	1	-	-	6
Gabe Swansen	2	3	1	-	6
Cole Evans	2	2	1	-	5
Efray Cervantes	2	1	-	-	3
Griffin Everitt	2	-	-	-	2
Will Walsh	1	-	-	-	1
TEAM	75	28	4	0	107

MULTIPLE RBI GAMES

Player	2	3	4	5+	Total
Brice Matthews	10	6	-	2	18
Max Anderson	6	5	3	-	14
Gabe Swansen	6	1	1	1	9
Dylan Carey	6	-	-	-	6
Charlie Fischer	2	1	2	-	5
Josh Caron	3	-	-	1	4
Ben Columbus	2	1	-	-	3
Cole Evans	1	1	1	-	3
Casey Burnham	1	2	-	-	3
Griffin Everitt	1	-	1	-	2
Will Walsh	2	-	-	-	2
Garrett Anglim	2	-	-	-	2
TEAM	42	17	8	4	70

HITTING STREAKS

Player	Season Long	Current
Brice Matthews	13	8
Max Anderson	13	1
Josh Caron	11	-
Dylan Carey	7	1
Cole Evans	6	-
Garrett Anglim	6	-
Ben Columbus	5	-
Charlie Fischer	4	1
Gabe Swansen	4	-
Efray Cervantes	3	-
Griffin Everitt	3	-
Casey Burnham	3	1
Will Walsh	1	-
Luke Sartori	1	-
Blake Mozley	1	-

REACHED BASE STREAKS

Player	Season Long	Current
Brice Matthews	36	39
Josh Caron	20	-
Ben Columbus	15	-
Max Anderson	15	15
Garrett Anglim	11	11
Cole Evans	11	-
Charlie Fischer	9	4
Gabe Swansen	8	5
Dylan Carey	8	1
Casey Burnham	7	1
Griffin Everitt	5	-
Efray Cervantes	4	-
Will Walsh	3	-
Blake Mozley	1	-
Luke Sartori	1	1
Luke Jessen	1	-

PLAYER	TOTAL	VS.	VS.	HOME	R/N	RUNNERS ON				OUTS			TIED GAME	GO-AHEAD
		LHP	RHP			0	1	2	3	0	1	2		
Anderson	13	4	9	5	8	8	3	2	0	6	5	2	0	2
Anglim	5	0	5	2	3	5	0	0	0	2	2	1	0	2
Burnham	1	1	0	0	1	1	0	0	0	1	0	0	0	1
Carey	3	0	3	1	2	3	0	0	0	1	1	1	0	1
Caron	4	2	2	0	4	2	2	0	0	2	1	1	1	0
Cervantes	2	1	1	0	2	2	0	0	0	1	1	0	0	0
Evans	2	0	2	2	0	1	1	0	0	0	2	0	0	1
Everitt	2	0	2	2	0	1	0	1	0	0	0	2	0	0
Fischer	4	0	4	2	2	2	1	1	0	2	2	0	0	1
Matthews	14	2	12	7	7	4	6	3	1	5	6	3	0	5
Swansen	10	2	8	9	1	3	6	1	0	3	4	3	1	0
Walsh	2	1	1	1	1	0	2	0	0	0	2	0	0	0

Pinch-Hit	Last: Ty Roseberry vs. Purdue (April 6, 2019)	Season Total: 0
Grand Slam	Last: Brice Matthews vs. Nicholls (March 17, 2023)	Season Total: 1
Multi-Homer Game	Last: Gabe Swansen (2)/Brice Matthews (2) vs. Northwestern (April 16, 2023)	Season Total: 7
Back-To-Back	Last: Max Anderson/Garrett Anglim vs. Northwestern (April 16, 2023)	Season Total: 4
Led off the Game	Last: Brice Matthews at Iowa (April 23, 2023)	Season Total: 2
Inside-The-Park	Last: Joe Acker vs. Rutgers (April 30, 2021)	Season Total: 0
Walk-Off	Last: Steven Reveles vs. Loyola Marymount (March 11, 2016)	Season Total: 0

HR BY POSITION

C	1B	2B	3B	SS	LF	CF	RF	DH	P
4	5	13	4	14	11	1	6	4	0

HR BY INNING

1	2	3	4	5	6	7	8	9	10+
5	8	7	5	9	10	7	6	4	1

HR BY BATTING ORDER

1	2	3	4	5	6	7	8	9
15	2	13	3	7	8	6	7	1

CAREER HOME RUN BREAKDOWN

PLAYER	1R	2R	3R	GS	TOTAL
Anderson	15	7	7	1	30
Matthews	8	9	7	2	26
Everitt	4	7	2	-	13
Fischer	7	4	1	-	12
Anglim	6	2	-	-	8
Swansen	3	4	-	-	7
Caron	2	2	-	-	4
Cervantes	3	-	-	-	3
Carey	3	-	-	-	3
Burnham	2	1	-	-	3
Evans	1	1	-	-	2
Walsh	-	2	-	-	2
Sartori	-	-	-	1	1

HOME RUN TRACKER

#	PLAYER	OPPONENT (DATE)	#	PLAYER	OPPONENT (DATE)
1	Caron (1)	at San Diego (2/18)	37	Anderson (5)	Illinois (3/26)
2	Anderson (1)	at San Diego (2/19)	38	Swansen (6)	Illinois (3/26)
3	Carey (1)	at San Diego (2/19)	39	Anderson (6)	Illinois (3/26)
4	Carey (2)	at San Diego (2/20)	40	Matthews (8)	North Dakota State (3/28)
5	Fischer (1)	at San Diego (2/20)	41	Anderson (7)	vs. Texas A&M-CC (4/1)
6	Anglim (1)	at South Alabama (2/24)	42	Anderson (8)	at Abilene Christian (4/1)
7	Walsh (1)	at South Alabama (2/25)	43	Anderson (9)	at Kansas State (4/4)
8	Matthews (1)	at South Alabama (2/25)	44	Burnham (1)	at Michigan (4/7)
9	Caron (2)	at South Alabama (2/26)	45	Matthews (9)	at Michigan (4/7)
10	Anglim (2)	at South Alabama (2/26)	46	Anderson (10)	at Michigan (4/8)
11	Caron (3)	at South Alabama (2/26)	47	Caron (4)	at Michigan (4/9)
12	Fischer (2)	at South Alabama (2/26)	48	Matthews (10)	at Michigan (4/9)
13	Anglim (3)	vs. Vanderbilt (3/3)	49	Anderson (11)	at Michigan (4/9)
14	Swansen (1)	vs. Hawaii (3/4)	50	Swansen (7)	Omaha (4/11)
15	Matthews (2)	vs. Ole Miss (3/5)	51	Anglim (4)	Omaha (4/11)
16	Cervantes (1)	vs. Ole Miss (3/5)	52	Anderson (12)	Northwestern (4/14)
17	Swansen (2)	No. Colorado (3/7)	53	Matthews (11)	Northwestern (4/14)
18	Fischer (3)	No. Colorado (3/7)	54	Swansen (8)	Northwestern (4/15)
19	Walsh (2)	No. Colorado (3/7)	55	Matthews (12)	Northwestern (4/16)
20	Swansen (3)	No. Colorado (3/8)	56	Matthews (13)	Northwestern (4/16)
21	Evans (1)	No. Colorado (3/8)	57	Fischer (4)	Northwestern (4/16)
22	Evans (2)	No. Colorado (3/8)	58	Anderson (13)	Northwestern (4/16)
23	Matthews (3)	No. Colorado (3/8)	59	Anglim (5)	Northwestern (4/16)
24	Everitt (1)	No. Colorado (3/8)	60	Swansen (9)	Northwestern (4/16)
25	Matthews (4)	Illinois State (3/11)	61	Swansen (10)	Northwestern (4/16)
26	Anderson (2)	vs. Nicholls (3/17)	62	Matthews (14)	at Iowa (4/23)
27	Matthews (5)	vs. Nicholls (3/17)			
28	Anderson (3)	vs. Nicholls (3/17)			
29	Cervantes (2)	vs. Nicholls (3/17)			
30	Matthews (6)	vs. Nicholls (3/19)			
31	Anderson (4)	Illinois (3/24)			
32	Matthews (7)	Illinois (3/25)			
33	Carey (3)	Illinois (3/25)			
34	Swansen (4)	Illinois (3/25)			
35	Everitt (2)	Illinois (3/25)			
36	Swansen (5)	Illinois (3/26)			

WHERE NEBRASKA RANKS

Through April 23

Category	Value	B1G	NCAA
Walks	144	11th	247th
Batting Average	.306	2nd	26th
Double Plays	16	13th	272nd
Double Plays/Game	0.44	13th	272nd
Doubles	76	5th	92nd
Doubles/Game	2.11	4th	58th
Earned Run Average	4.68	4th	49th
Fielding Pct.	.981	1st	10th
Hit Batters	49	8th	117th
Hit By Pitch	67	4th	33rd
Hits	381	6th	101st
Home Runs	62	2nd	39th
Home Runs/Game	1.72	2nd	30th
On-Base Pct.	.402	5th	47th
Runs	280	7th	99th
Sac Bunts	9	10th	215th
Scoring	7.8	5th	57th
Slugging Pct.	.533	2nd	19th
Stolen Bases	42	7th	149th
Triples	10	6th	73rd
Triples/Game	0.28	5th	68th
WHIP	1.31	1st	26th

ACTIVE CAREER LEADERS

Games Played.....	Casey Burnham - 142
Games Started.....	Max Anderson - 134
At-Bats.....	Max Anderson - 558
Runs.....	Max Anderson - 111
Hits.....	Max Anderson - 189
Doubles.....	Max Anderson - 33
Triples.....	Max Anderson - 6
Home Runs.....	Max Anderson - 30
Runs Batted In.....	Max Anderson - 123
Walks.....	Brice Matthews - 76
Times Hit By Pitch.....	Casey Burnham - 29
Stolen Bases.....	Brice Matthews - 34
Pitching Appearances.....	Shay Schanaman - 69
Wins.....	Jace Kaminska - 16
Games Started.....	Michael Garza/Jace Kaminska - 31
Complete Games.....	Kaminska/Schanaman/Olson - 2
Shutouts.....	Shay Schanaman/Brett Sears - 1
Saves.....	Shay Schanaman - 7
Innings Pitched.....	Shay Schanaman - 212.0
Strikeouts.....	Shay Schanaman - 224

GAMES STARTED (POSITION PLAYERS)

Player	'19	'20	'21	'22	'23	Total
Anderson	-	-	45	53	36	134
Burnham	41	12	22	25	31	131
Matthews	-	-	36	44	36	116
Fischer	1	16	53	13	24	107
Everitt	-	-	32	53	14	99
Anglim	-	-	-	45	20	65
Cervantes	-	-	14	37	10	61
Caron	-	-	-	22	32	54
Swansen	-	-	-	9	28	37
Carey	-	-	-	-	33	33
Evans	-	1	-	-	25	26
Columbus	-	-	-	-	24	24
Sartori	-	-	-	20	2	22
Mozley	-	-	19	-	1	20
Jessen	-	-	-	19	-	19
Walsh	-	-	-	-	12	12

GAME-WINNING PLAYS

Date	Opponent	Play	Inn.	Final
2/24	at South Alabama	Columbus RBI groundout	3rd	5-4
2/25	at South Alabama	Anglim RBI Reach on Error	2nd	15-3
2/26	at South Alabama	Caron RBI Single	1st	9-3
3/3	vs. No. 7 Vanderbilt	Anglim Solo Home Run	8th	5-3
3/4	vs. Hawaii	Swansen 2-RBI Double	4th	12-3
3/7	Northern Colorado	Anderson RBI Single	1st	12-1 (7 inn.)
3/8	Northern Colorado	Evans 2-Run Home Run	2nd	14-3 (7 inn.)
3/10	Illinois State	Anderson RBI Groundout	1st	8-3
3/11	Illinois State	Evans RBI Double	2nd	12-0
3/17	vs. Nicholls - G1	Fischer RBI Single	1st	2-1
3/17	vs. Nicholls - G2	Fischer Single + Throwing Error	1st	17-1
3/24	Illinois	Anderson 3-RBI HR	1st	8-4
3/25	Illinois	Matthews Solo Home Run	1st	8-3
3/28	North Dakota State	Matthews 3-RBI HR	7th	4-1
4/1	vs. Texas A&M-CC	Matthews Sacrifice Fly	3rd	12-1 (8 inn.)
4/4	at Kansas State	Anglim Sacrifice Fly	2nd	6-1
4/7	at Michigan	Matthews 2-RBI HR	10th	3-1 (10 inn.)
4/9	at Michigan	Matthews 3-RBI HR	2nd	11-3
4/14	Northwestern	Anderson 2-RBI HR	5th	8-3
4/15	Northwestern	Columbus RBI Double	2nd	9-2
4/16	Northwestern	Anderson RBI Double	1st	18-5

BIG INNINGS (FOUR OR MORE RUNS)

Date	Opponent	Inn.	Batters	R	H	E	Result
2-20	at San Diego	5	10	5	4	2	T, 16-16 (7)
2-20	at San Diego	7	11	5	3	1	T, 16-16 (7)
2-25	at South Alabama	2	9	4	3	2	W, 15-3
2-25	at South Alabama	7	12	6	3	1	W, 15-3
3-4	vs. Hawaii	6	11	5	6	1	W, 12-3
3-7	Northern Colorado	1	9	4	5	0	W, 12-1 (7)
3-7	Northern Colorado	4	11	5	3	0	W, 12-1 (7)
3-8	Northern Colorado	2	9	4	3	0	W, 14-3 (7)
3-8	Northern Colorado	6	10	6	6	0	W, 14-3 (7)
3-10	Illinois State	7	9	5	5	0	W, 8-3
3-11	Illinois State	3	10	4	3	0	W, 12-0
3-11	Illinois State	7	7	4	3	0	W, 12-0
3-14	Omaha	5	9	4	4	0	L, 10-6
3-17	vs. Nicholls - G2	5	11	7	3	0	W, 17-1
3-17	vs. Nicholls - G2	6	8	5	3	0	W, 17-1
3-21	at Creighton	3	10	4	5	1	L, 6-5
3-24	Illinois	1	9	5	5	0	W, 8-4
4-1	vs. Texas A&M-CC	4	12	6	6	2	W, 12-1 (8)
4-9	at Michigan	2	7	4	4	0	W, 11-3
4-14	Northwestern	5	9	5	4	1	W, 8-3
4-15	Northwestern	2	12	9	8	0	W, 9-2
4-16	Northwestern	6	9	5	5	0	W, 18-5
4-16	Northwestern	7	7	4	3	0	W, 18-5

RUNS BY INNING

	1	2	3	4	5	6	7	8	9	EX	TOTAL
Nebraska	29	40	28	25	45	40	45	17	9	2	280
Opponents	24	30	15	24	20	19	25	15	8	1	181

RECORD WHEN TEAM SCORES

Runs	0	1	2	3	4	5	6	7	8	9	10+
W-L	0-1	0-1	1-0	1-3	1-0	2-3	1-3	0-2	4-0	2-1	9-0-1

RECORD WHEN OPPONENT SCORES

Runs	0	1	2	3	4	5	6	7	8	9	10+
W-L	1-0	7-0	1-0	9-0	2-0	1-2	0-3	0-1	0-2	0-0	0-6-1

RECORD WHEN LEADING AFTER

Inn.	1	2	3	4	5	6	7	8
W-L	8-3-1	15-2-1	18-3-1	18-2	19-3	19-1-1	17-1	16-1

RECORD WHEN TRAILING AFTER

Inn.	1	2	3	4	5	6	7	8
W-L	2-5	2-10	2-11	3-11-1	1-10-1	0-12	0-12	0-12

RECORD WHEN TIED AFTER

Inn.	1	2	3	4	5	6	7	8
W-L	11-6	4-2	1-0	0-1	1-1	2-1	1-1	1-1

STARTERS

Pitcher	Starts	QS	IP/Start	#P/Start	Run Support	Support/Start	Team Record
Brockett	4	0	3.1	59	25	6.3	2-1-1
Christo	1	0	1.2	47	0	0.0	1-0
Clark	5	0	2.1	53	16	3.2	2-3
Garza	3	0	2.0	47	5	1.7	0-3
Kaminska	9	3	4.2	81	47	5.2	5-4
Olson	10	5	5.1	90	33	3.3	8-2
Walsh	4	1	4.0	68	20	5.0	3-1

STAFF BY SERIES

Opponent	W-L/S	ERA	IP	H	ER	BB	SO
San Diego	0-3/0	8.62	31.1	32	30	20	23
South Alabama	3-0/1	2.67	27.0	19	8	8	18
Vanderbilt	1-0/0	3.00	9.0	5	3	3	8
Hawaii	1-0/0	3.00	9.0	11	3	1	7
Ole Miss	0-1/0	14.62	8.0	14	13	8	6
Northern Colo.	2-0/0	2.57	14.0	10	4	3	20
Illinois State	2-0/1	1.50	18.0	9	3	7	19
Omaha	0-2/0	6.16	19.0	21	13	11	20
Nicholls	2-1/0	3.96	25.0	26	11	3	20
Creighton	0-1/0	6.23	8.2	7	6	4	7
Illinois	2-1/1	5.67	27.0	30	17	5	33
NDSU	1-0/1	1.00	9.0	3	1	2	16
Texas A&M-CC	1-0/0	1.12	8.0	5	1	2	4
Abilene Christian	0-1/0	4.50	8.0	6	4	1	8
Kansas State	1-0/1	1.00	9.0	7	1	5	8
Michigan	2-1/0	4.00	27.0	23	12	10	31
Northwestern	3-0/0	3.33	27.0	17	10	14	28
Iowa	0-3/0	7.50	24.0	29	20	23	16
SDSU							
Minnesota							
Maryland							
Penn State							
Purdue							

MISCELLANEOUS STATS

Pitcher	K/9	WHIP	SV/OPP	FO/GO
Berggren	13.5	1.80	0/0	2/2
Brockett	8.2	1.11	0/0	32/29
Bunz	13.0	1.24	0/0	9/5
Christo	7.9	1.25	0/0	13/3
Clark	5.9	2.54	0/0	18/16
Garza	8.6	1.82	0/0	23/21
Gutierrez	10.1	1.50	0/0	4/1
Hawkins	7.9	1.40	0/0	18/19
Kaminska	5.6	1.19	0/0	63/39
Novotny	0.0	0.00	0/0	0/1
Olson	9.5	1.04	0/0	52/51
Ornelas	5.4	1.00	0/0	5/6
Perry	7.5	1.02	1/1	18/15
Rizzo	12.0	3.00	0/0	2/3
Schanaman	11.1	1.15	4/4	22/36
Sears	11.0	2.32	0/1	6/7
Walsh	8.6	1.08	0/0	25/24
Worthley	7.4	1.23	0/0	11/4

STARTER/BULLPEN SPLITS

	W/L/S	ERA	IP	H	R	ER	K/B
Starter	14/9/0	5.44	149.0	146	95	90	134/54
Bullpen	7/5/5	3.96	159.0	128	86	70	158/76
TOTAL	21/14/5	4.68	308.0	274	181	160	292/130

STARTER/BULLPEN SPLITS - BIG TEN

	W/L/S	ERA	IP	H	R	ER	K/B
Starter	4/5/0	6.89	48.1	52	37	37	47/23
Bullpen	3/0/1	3.49	56.2	47	27	22	61/29
TOTAL	7/5/1	5.06	105.0	99	64	59	108/52

STARTERS BY LOCATION

	W/L	ERA	IP	H	R	ER	K/B
Home	8/1	3.45	60.0	47	24	23	63/18
Away	2/6	7.89	57.0	68	53	50	46/28
Neutral	4/2	4.78	32.0	31	18	17	25/8
TOTAL	14/9	5.44	149.0	146	95	90	134/54

RELIEVERS BY LOCATION

	W/L/S	ERA	IP	H	R	ER	K/B
Home	2/2/3	4.17	54.0	43	27	25	73/24
Away	4/3/2	3.58	78.0	55	44	31	56/43
Neutral	1/0/0	4.67	27.0	30	15	14	20/9
TOTAL	7/5/5	3.96	159.0	128	86	70	158/76

STARTERS BY MONTH

	W/L	ERA	IP	H	R	ER	K/B
February	2/1	5.81	31.0	30	22	20	22/10
March	9/3	4.58	70.2	65	37	36	72/19
April	3/5	6.46	47.1	51	36	34	40/25
May							
TOTAL	14/9	5.44	149.0	146	95	90	134/54

RELIEVERS BY MONTH

	W/L/S	ERA	IP	H	R	ER	K/B
February	1/2/1	5.93	27.1	21	26	18	19/18
March	2/2/3	4.50	66.0	60	36	33	78/25
April	4/1/1	2.60	65.2	47	24	19	61/33
May							
TOTAL	7/5/5	3.96	159.0	128	86	70	158/76

#8 SHAY SCHANAMAN

[illegible]

#19 KYLE PERRY

Date	Opponent	S/R	W/L/S	IP	H	HR	R-ER	BB-K
2/16/19	at UC Riverside (DH 2)	R	-	0.1	0	0	0-0	1-1
2/22/19	vs. Oregon St. (DH 2)	S	-	1.1	3	1	3-3	3-2
3/20/19	Air Force	S	W	4.0	6	0	1-1	1-9
3/26/19	at Creighton	S	-	3.2	3	0	1-1	1-4
4/2/19	at Kansas State	S	W	7.0	3	0	0-0	1-3
4/9/19	Creighton	S	L	2.1	4	1	5-5	1-4
4/17/19	at Omaha	S	-	0.2	1	0	3-3	4-1
4/23/19	at Creighton	R	-	0.0	0	0	0-0	1-0
4/26/19	Illinois	R	-	2.2	6	0	2-2	1-1
5/25/19	vs. Michigan (2)	S	-	3.1	2	0	1-1	3-2
6/2/19	vs. UConn	R	-	1.0	1	0	0-0	1-2
2/16/20	at Baylor	R	-	2.1	0	0	0-0	0-1
2/23/20	vs. Arizona	R	-	2.1	0	0	0-0	0-1
2/29/20	at Arizona State	R	-	4.0	5	0	5-5	2-2
3/6/20	Columbia	S	W	5.0	2	1	1-1	0-7
5/10/21	at Rutgers	S	-	1.0	3	0	2-2	0-1
5/23/21	vs. Ohio State	S	W	2.0	1	0	0-0	0-3
5/29/21	Michigan (DH2)	S	W	3.0	0	0	0-0	1-4
6/6/21	at Arkansas	S	-	4.1	3	0	3-2	3-7
2/18/22	at Sam Houston	S	-	1.1	2	0	5-5	5-2
2/25/22	vs. TCU	S	L	4.1	4	1	3-3	3-8
3/4/22	at UT Arlington	S	-	5.0	5	0	0-0	0-4
3/13/22	at Omaha	R	L	3.1	3	0	1-1	1-3
3/18/22	Texas A&M-CC	S	-	0.2	2	1	2-2	1-0
2/19/23	at San Diego	R	-	1.2	1	0	2-2	1-1
2/24/23	at South Alabama	R	S	1.0	0	0	0-0	0-0
3/5/23	vs. Ole Miss	R	-	2.0	1	0	2-1	1-2
3/14/23	Omaha	R	-	1.0	2	1	2-2	0-1
3/19/23	vs. Nicholls	R	-	2.2	3	1	1-1	0-1
3/25/23	Illinois	R	-	1.0	2	0	1-1	0-1
4/8/23	at Michigan	R	-	1.0	0	0	0-0	0-2
4/14/23	Northwestern	R	-	2.1	1	0	0-0	0-4
4/23/23	at Iowa	R	-	3.0	4	1	3-3	0-1
#24 CALEB CLARK								
Date	Opponent	S/R	W/L/S	IP	H	HR	R-ER	BB-K
2/19/23	at San Diego	S	-	4.1	3	1	5-5	2-1
2/26/23	at South Alabama	S	-	3.0	7	1	3-3	2-1
3/4/23	vs. Hawaii	S	L	0.2	5	0	8-8	1-1
3/8/23	Northern Colorado	R	W	2.1	1	0	0-0	0-4
3/14/23	Omaha	R	-	0.0	2	0	4-4	2-0
4/4/23	at Kansas State	S	-	2.0	3	0	1-1	2-2
4/11/23	Omaha	S	-	2.0	5	1	4-3	1-1
4/16/23	Northwestern	R	-	1.0	2	1	1-1	1-0
#25 DREW CHRISTO								
Date	Opponent	S/R	W/L/S	IP	H	HR	R-ER	BB-K
2/19/22	at Sam Houston	R	-	0.0	1	1	2-2	0-0
3/16/22	New Mexico State	S	-	0.2	1	0	0-0	3-0
3/20/22	Texas A&M-CC	R	-	1.0	2	1	2-0	0-2
4/6/22	at Omaha	S	L	2.0	4	0	3-3	1-1
4/10/22	Rutgers	R	-	1.2	2	1	5-0	1-2
2/20/23	at San Diego	R	-	1.0	0	0	3-1	2-1
3/4/23	vs. Hawaii	R	-	1.0	1	0	0-0	0-2
3/8/23	Northern Colorado	R	-	1.2	3	0	2-2	2-1
3/14/23	Omaha	R	-	1.0	0	0	0-0	0-1
4/11/23	Omaha	R	-	1.0	0	0	0-0	0-0
4/15/23	Northwestern	R	-	1.0	0	0	0-0	1-1
4/21/23	at Iowa	R	-	1.1	0	0	0-0	1-1
#27 JAKE BUNZ								
Date	Opponent	S/R	W/L/S	IP	H	HR	R-ER	BB-K
3/7/21	vs. Purdue	S	-	3.0	1	0	0-0	2-5
3/14/21	vs. Iowa	S	L	4.0	5	0	3-3	2-2
3/20/21	at Iowa	R	-	1.0	1	0	0-0	0-1
3/28/21	Minnesota (DH2)	S	W	4.0	2	0	0-0	3-5
4/2/21	at Illinois	R	W	1.1	2	0	0-0	0-4
4/4/21	at Illinois	R	-	0.2	1	0	0-0	0-0

4/9/21	Maryland	R	-	0.2	0	0	0-0	1-2
4/10/21	Maryland	R	-	2.0	0	0	0-0	1-4
4/16/21	at Penn State	R	W	2.0	2	0	0-0	1-3
4/18/21	at Penn State	R	-	1.0	0	0	0-0	0-1
4/23/21	at Michigan State	R	-	2.0	1	0	0-0	0-3
4/30/21	Rutgers	R	-	2.0	0	0	1-1	3-1
5/8/21	vs. Indiana	R	-	2.2	0	0	1-1	2-1
5/10/21	at Rutgers	R	-	0.2	1	1	1-1	0-1
5/15/21	Northwestern	R	-	2.0	0	0	0-0	0-2
5/21/21	at Indiana	R	-	2.0	1	0	1-1	1-4
5/28/21	Michigan	R	-	1.0	0	0	0-0	1-2
6/4/21	vs. Northeastern	R	-	0.1	1	0	0-0	0-1
6/5/21	at Arkansas	R	-	0.0	0	0	0-0	3-0
6/7/21	at Arkansas	R	-	0.1	1	1	1-1	0-0
2/19/22	at Sam Houston	R	-	0.1	0	0	0-0	0-1

2/20/23	at San Diego	R	-	0.0	1	1	3-0	2-0
3/4/23	vs. Hawaii	R	-	0.2	1	0	0-0	0-1
3/17/23	vs. Nicholls	R	-	1.0	0	0	0-0	0-1
3/26/23	Illinois	R	-	2.0	1	0	0-0	0-3
4/1/23	at Abilene Christian	R	-	1.1	0	0	0-0	0-2
4/4/23	at Kansas State	R	-	1.0	1	0	0-0	2-2
4/9/23	at Michigan	R	-	2.0	1	0	0-0	0-4
4/16/23	Northwestern	R	-	1.0	1	1	1-1	0-1
4/21/23	at Iowa	R	-	0.2	1	0	3-1	2-0

#30 WILL WALSH

Date	Opponent	S/R	W/L/S	IP	H	HR	R-ER	BB-K
4/10/22	Rutgers	R	-	0.2	3	0	1-1	0-1

2/20/23	at San Diego	R	-	0.1	1	1	1-0	0-0
3/8/23	Northern Colorado	R	-	1.0	1	1	1-1	0-2
3/21/23	at Creighton	R	L	6.0	2	0	3-3	0-4
3/28/23	North Dakota State	S	W	7.0	2	0	1-1	2-11
4/4/23	at Kansas State	R	-	1.1	2	0	0-0	0-0
4/9/23	at Michigan	S	-	3.0	7	1	3-3	1-2
4/16/23	Northwestern	S	W	5.0	2	0	0-0	1-5
4/23/23	at Iowa	S	L	1.1	3	0	3-3	3-0

#32 CJ HOOD

Date	Opponent	S/R	W/L/S	IP	H	HR	R-ER	BB-K
2/19/22	at Sam Houston	R	-	1.0	1	0	0-0	0-1
2/26/22	vs. TCU	R	-	0.2	2	0	1-1	0-0
3/9/22	at Kansas State	R	-	1.0	0	0	0-0	0-2
3/18/22	Texas A&M-CC	R	-	0.1	0	0	2-1	1-0
3/20/22	Texas A&M-CC	R	-	1.0	1	0	0-0	1-3
3/27/22	Michigan	R	-	1.0	1	0	1-1	0-0
3/28/22	at Creighton	R	-	1.1	0	0	0-0	1-0
4/6/22	at Omaha	R	-	0.2	0	0	0-0	1-0
4/9/22	Rutgers	R	-	0.1	0	0	0-0	0-1
4/10/22	Rutgers	R	-	0.0	3	1	4-4	2-0
4/15/22	BYU	R	-	0.2	0	0	0-0	2-1
4/20/22	North Dakota State	R	W	1.1	0	0	0-0	2-2
4/22/22	at Indiana	R	-	0.1	0	0	0-0	0-0
4/26/22	K-State	R	W	0.2	0	0	0-0	2-0
5/8/22	at Minnesota	R	-	0.2	0	0	0-0	0-0
5/15/22	at Illinois	R	-	0.1	0	0	0-0	1-0
5/21/22	Michigan State	R	S	0.2	0	0	0-0	0-1

#33 JACKSON BROCKETT

Date	Opponent	S/R	W/L/S	IP	H	HR	R-ER	BB-K
2/20/22	at Sam Houston	R	-	1.0	0	0	0-0	1-1
2/26/22	vs. TCU	R	-	0.1	0	0	2-2	2-0
3/16/22	New Mexico State	R	-	1.1	3	0	2-2	1-3
3/20/22	Texas A&M-CC	R	-	1.0	2	0	2-2	0-2
3/28/22	at Creighton	R	-	1.2	1	0	1-0	2-3
4/6/22	at Omaha	R	-	2.1	1	0	1-1	1-2
4/10/22	Rutgers	R	-	4.1	4	1	1-1	0-4
4/16/22	BYU	S	-	5.1	4	1	2-2	1-2
4/26/22	K-State	S	-	3.1	2	0	4-4	3-3
5/8/22	at Minnesota	S	-	5.1	4	0	1-1	1-7
5/15/22	at Illinois	S	-	2.0	1	0	0-0	2-0
5/19/22	Michigan State	S	L	3.0	4	1	3-3	1-2

2/20/23	at San Diego	S	-	2.0	1	0	1-1	1-2
2/25/23	at South Alabama	R	-	2.2	1	0	0-0	0-1

3/7/23	Northern Colorado	S	W	4.0	2	0	0-0	0-5
3/17/23	vs. Nicholls	R	-	2.0	0	0	0-0	0-1
3/21/23	at Creighton	S	-	1.0	3	0	3-3	3-2
3/26/23	Illinois	R	-	3.2	3	0	2-2	1-4
4/1/23	at Abilene Christian	R	-	1.2	1	0	0-0	1-2
4/8/23	at Michigan	R	-	5.0	3	0	2-2	2-4
4/15/23	Northwestern	S	W	6.0	3	0	0-0	3-4
4/22/23	at Iowa	R	-	1.2	1	0	0-0	4-2

#34 BRETT SEARS

Date	Opponent	S/R	W/L/S	IP	H	HR	R-ER	BB-K
2/23/20	at Butler	R	-	1.1	1	0	2-2	3-2
2/29/20	at Memphis	S	-	4.2	4	0	2-2	1-3
3/7/20	at Missouri	S	L	1.1	8	1	6-6	2-1

2/26/21	at Louisville	S	W	5.0	2	0	3-3	5-4
3/5/21	at Evansville	S	L	5.0	8	0	4-4	2-5
3/12/21	at Saint Louis	S	-	7.0	7	0	3-2	1-3
3/19/21	North Dakota State	S	L	6.0	12	0	8-5	1-0
3/26/21	South Dakota State	S	W	7.0	3	0	0-0	3-3
4/2/21	Oral Roberts	S	L	5.2	12	1	10-10	2-3
5/7/21	at Oral Roberts	S	-	2.0	2	0	2-2	3-2
5/20/21	Omaha	S	L	5.0	6	1	2-2	5-5

2/19/23	at San Diego	R	-	0.0	2	0	2-2	1-0
3/4/23	vs. Hawaii	R	-	1.1	5	2	3-3	0-1
3/7/23	Northern Colorado	R	-	1.0	2	0	0-0	0-2
3/19/23	vs. Nicholls	R	-	1.0	1	0	0-0	1-2
3/21/23	at Creighton	R	-	0.1	0	0	0-0	0-0
4/16/23	Northwestern	R	-	1.0	1	0	0-0	1-2
4/22/23	at Iowa	R	-	2.2	2	0	0-0	1-2

#38 EMMETT OLSON

Date	Opponent	S/R	W/L/S	IP	H	HR	R-ER	BB-K
3/14/21	vs. Ohio State	R	-	1.0	0	0	0-0	0-1
3/19/21	at Iowa	R	-	1.0	0	0	0-0	0-2
3/21/21	at Iowa	R	-	1.0	2	0	2-2	1-2
4/3/21	at Illinois	R	-	0.1	4	0	2-1	0-1
5/10/21	at Rutgers	R	-	2.1	1	0	0-0	1-2
5/14/21	Northwestern	R	-	1.0	1	0	0-0	1-1
5/22/21	vs. Ohio State	R	W	2.0	1	0	0-0	1-3
5/29/21	Michigan (DH2)	R	-	1.2	3	1	3-3	0-2
6/5/21	at Arkansas	R	-	1.1	0	0	2-0	2-2
6/7/21	at Arkansas	R	-	0.1	1	0	0-0	0-0

2/18/22	at Sam Houston	R	L	1.0	3	0	3-0	0-2
2/20/22	at Sam Houston	R	-	3.2	4	0	2-2	1-3
2/27/22	vs. TCU	R	-	4.0	1	0	0-0	0-2
3/4/22	vs. Northwestern State	R	S	2.1	0	0	0-0	0-3
3/9/22	at Kansas State	S	L	3.0	7	1	4-2	1-4
3/14/22	Omaha	R	-	1.2	2	0	1-1	1-2
3/16/22	New Mexico State	R	W	1.0	0	0	0-0	0-1
3/19/22	Texas A&M-CC	R	-	1.0	2	0	2-1	1-1
3/26/22	Michigan	R	-	0.2	2	0	1-0	1-1
3/28/22	at Creighton	R	-	1.0	0	0	0-0	0-1
4/1/22	at Ohio State	R	-	2.1	3	0	2-2	0-3
4/6/22	at Omaha	R	-	1.0	0	0	0-0	0-1
4/9/22	Rutgers	S	-	6.2	3	0	3-1	1-5
4/15/22	BYU	S	-	5.0	2	1	2-1	3-5
4/23/22	at Indiana	S	L	6.0	9	1	6-1	2-5
4/29/22	Iowa	S	W	7.0	4	1	1-1	0-7
5/7/22	at Minnesota	S	-	5.0	7	0	4-4	4-6
5/14/22	at Illinois	S	W	6.2	7	0	2-2	1-6
5/20/22	Michigan State	S	-	7.0	5	2	3-3	0-7

2/17/23	at San Diego	S	-	5.1	5	1	3-3	1-5
2/24/23	at South Alabama	S	W	5.1	2	1	4-2	2-5
3/3/23	vs. Vanderbilt	S	-	6.0	4	3	3-3	3-5
3/10/23	Illinois State	S	W	6.0	4	1	2-2	2-8
3/17/23	vs. Nicholls	S	W	7.0	5	0	1-1	0-7
3/24/23	Illinois	S	W	7.0	6	0	4-4	0-10
4/1/23	vs. Texas A&M-CC	S	W	6.0	4	0	1-1	1-4
4/7/23	at Michigan	S	-	7.2	2	1	1-1	3-8
4/14/23	Northwestern	S	-	3.1	2	1	3-3	4-4
4/21/23	at Iowa	S	L	2.1	6	1	5-5	2-3

#39 CORBIN HAWKINS

Date	Opponent	S/R	W/L/S	IP	H	HR	R-ER	BB-K
3/15/22	New Mexico State	R	-	0.1	0	0	0-0	0-1
3/19/22	Texas A&M-CC	R	-	0.2	0	0	0-0	0-1
3/20/22	Texas A&M-CC	R	-	1.0	6	2	6-4	0-2
3/27/22	Michigan	R	-	0.1	0	0	0-0	1-0
4/8/22	Rutgers	R	-	1.0	0	0	0-0	0-0
4/16/22	BYU	R	L	1.0	1	0	2-0	0-1
4/20/22	North Dakota State	R	-	1.0	0	0	0-0	0-0
4/23/22	at Indiana	R	-	1.2	3	0	2-2	0-0
4/26/22	K-State	R	-	1.0	0	0	0-0	1-2
5/13/22	at Illinois	R	-	0.1	0	0	0-0	0-1
5/14/22	at Illinois	R	-	1.0	1	0	0-0	0-1
5/15/22	at Illinois	R	L	0.2	2	0	1-0	0-1
5/21/22	Michigan State	R	-	0.1	2	0	3-2	0-1
2/17/23	at San Diego	R	-	1.0	2	0	3-3	2-1
2/19/23	at San Diego	R	-	0.1	1	0	0-0	0-1
3/14/23	Omaha	R	-	1.0	1	0	0-0	0-2
3/21/23	at Creighton	R	-	1.1	2	0	0-0	1-1
3/25/23	Illinois	R	-	2.0	3	0	0-0	0-4
4/1/23	vs. Texas A&M-CC	R	-	2.0	1	0	0-0	1-0
4/4/23	at Kansas State	R	W	1.2	1	0	0-0	1-1
4/8/23	at Michigan	R	-	0.1	2	0	0-0	0-0
4/11/23	Omaha	R	-	3.0	3	0	1-1	0-3
4/14/23	Northwestern	R	W	3.1	1	0	0-0	1-2
4/21/23	at Iowa	R	-	3.1	1	0	1-1	3-2

#41 JC GUTIERREZ

Date	Opponent	S/R	W/L/S	IP	H	HR	R-ER	BB-K
2/25/23	at South Alabama	R	-	1.0	1	0	0-0	0-0
3/5/23	vs. Ole Miss	R	-	0.2	1	0	0-0	0-2
3/11/23	Illinois State	R	-	1.0	0	0	0-0	2-1

#42 JALEN WORTHLEY

Date	Opponent	S/R	W/L/S	IP	H	HR	R-ER	BB-K
2/19/23	at San Diego	R	-	1.2	0	0	0-0	0-2
2/24/23	at South Alabama	R	-	0.1	0	0	0-0	0-0
3/5/23	vs. Ole Miss	R	-	1.0	2	0	3-3	2-0
3/11/23	Illinois State	R	-	1.0	1	0	0-0	1-3
3/19/23	vs. Nicholls	R	-	2.0	3	0	1-1	0-0
4/15/23	Northwestern	R	-	1.1	0	0	0-0	0-1

#43 AUSTIN BERGGREN

Date	Opponent	S/R	W/L/S	IP	H	HR	R-ER	BB-K
2/20/23	at San Diego	R	-	0.2	1	0	2-0	0-0
3/7/23	Northern Colorado	R	-	2.0	1	0	1-1	1-4
4/15/23	Northwestern	R	-	0.2	2	0	2-2	1-1

#48 SAM NOVOTNY

Date	Opponent	S/R	W/L/S	IP	H	HR	R-ER	BB-K
2/20/23	at San Diego	R	-	0.1	0	0	0-0	0-0

#49 WILL RIZZO

Date	Opponent	S/R	W/L/S	IP	H	HR	R-ER	BB-K
2/17/23	at San Diego	R	-	0.1	1	0	0-0	0-0
3/5/23	vs. Ole Miss	R	-	0.1	2	0	1-1	1-0
3/17/23	vs. Nicholls	R	-	1.0	0	0	0-0	0-1
3/26/23	Illinois	R	-	0.1	2	0	2-2	1-0
4/16/23	Northwestern	R	-	1.0	2	0	3-3	1-3

#51 MASON ORNELAS

Date	Opponent	S/R	W/L/S	IP	H	HR	R-ER	BB-K
2/14/20	Miami	R	-	1.0	0	0	0-0	0-0
2/18/20	Stephen F. Austin	R	-	1.0	0	0	0-0	0-0
2/21/20	Army	R	-	1.1	0	0	0-0	0-4
2/23/20	Army	R	W	0.1	1	1	1-1	1-0
2/29/20	vs. UCLA	R	-	2.2	1	0	0-0	0-2
3/6/20	New Mexico State	R	-	1.0	1	0	0-0	0-3
3/10/20	at Rice	R	-	1.0	0	0	0-0	0-1
2/20/21	Xavier	S	-	4.0	1	0	0-0	1-6
2/24/21	Tarleton	R	-	2.2	2	0	0-0	0-5
3/7/21	New Mexico State	R	-	2.0	1	0	0-0	0-1
3/16/21	at Houston	R	W	3.0	0	0	0-0	0-5
3/20/21	at Florida	R	-	3.1	6	1	4-4	0-4

3/23/21	Rice	R	-	0.2	1	0	1-1	0-0
3/28/21	Georgia	R	-	1.2	4	0	3-3	1-2
4/3/21	at Missouri	R	-	0.1	0	0	0-0	1-0
4/6/21	at Sam Houston	R	-	2.0	1	0	0-0	0-1
4/10/21	Alabama	R	-	3.2	7	0	2-2	0-6
4/18/21	at Arkansas	R	-	1.1	3	1	3-3	1-2
4/20/21	Texas Southern	R	W	2.2	2	0	0-0	0-4
4/24/21	Tennessee	R	W	3.0	2	0	1-1	0-2
5/1/21	at Mississippi State	R	-	3.0	1	0	0-0	3-1
5/4/21	vs. UT Arlington	R	-	1.0	2	0	2-2	0-0
5/8/21	Ole Miss	R	L	0.2	2	1	3-3	1-0
5/16/21	at Auburn	R	L	1.0	2	0	5-1	3-0

2/26/22	vs. TCU	R	-	2.1	2	0	0-0	1-2
3/4/22	at UT Arlington	R	-	2.0	0	0	0-0	1-0
3/9/22	at Kansas State	R	-	2.0	1	0	2-0	2-1
3/14/22	Omaha	R	-	1.0	2	0	2-2	2-1
3/18/22	Texas A&M-CC	R	W	1.2	1	0	0-0	0-2
3/20/22	Texas A&M-CC	R	-	2.0	3	2	4-4	1-1
3/27/22	Michigan	R	-	2.2	1	0	1-1	2-1
4/3/22	at Ohio State	R	-	2.0	3	1	2-2	1-1
4/6/22	at Omaha	R	-	1.0	1	0	1-1	1-1
4/15/22	BYU	R	-	1.0	3	0	3-3	1-1
4/22/22	at Indiana	R	-	3.2	4	0	1-1	0-3
4/26/22	K-State	R	-	3.2	2	1	2-2	1-4
5/7/22	at Minnesota	R	-	0.2	2	0	1-1	1-0
5/13/22	at Illinois	R	-	4.1	5	0	1-1	1-1
5/17/22	Oral Roberts	R	S	2.1	1	0	0-0	1-1
5/21/22	Michigan State	S	-	4.0	3	1	3-3	2-2

2/18/23	at San Diego	R	-	1.1	0	0	0-0	1-0
2/20/23	at San Diego	R	-	0.2	1	1	2-2	1-0
3/8/23	Northern Colorado	R	-	2.0	0	0	0-0	0-2
3/14/23	Omaha	R	-	1.0	0	0	1-0	2-1

#52 MICHAEL GARZA

Date	Opponent	S/R	W/L/S	IP	H	HR	R-ER	BB-K
3/19/19	Texas State	S	-	3.1	1	1	1-1	0-2
3/23/19	at McNeese	S	-	1.2	1	0	0-0	1-1
3/27/19	Missouri	R	-	0.1	2	0	1-1	0-1
3/29/19	New Orleans	S	-	2.0	5	1	2-2	0-1
4/9/19	Prairie View	R	-	2.0	0	0	0-0	2-3
4/14/19	at Nicholls	R	-	3.1	4	0	0-0	1-3
4/20/19	Houston Baptist	S	L	2.1	6	1	6-4	1-1
4/27/19	Arkansas-Pine Bluff	R	-	2.1	0	0	3-2	2-3
5/7/19	at UTSA	R	-	1.1	4	1	1-1	0-1
5/14/19	at Texas	R	-	0.1	2	0	2-2	1-0

2/15/20	Bradley	R	-	1.0	1	0	0-0	0-1
2/16/20	Bradley	R	-	1.2	3	1	3-3	1-3
2/22/20	Toledo	R	L	1.0	2	0	1-1	0-1
2/26/20	at Texas A&M	S	L	4.0	5	0	3-3	2-4
2/29/20	at Oral Roberts	R	-	1.0	0	0	0-0	0-1
3/3/20	Stephen F. Austin	S	W	5.0	4	0	2-0	1-5
3/7/20	at Texas A&M-CC	R	-	2.0	0	0	0-0	0-3
3/10/20	New Mexico	S	-	3.0	3	0	2-2	0-5

2/26/21	Texas Southern	R	S	3.2	0	0	0-0	0-6
3/3/21	at Texas A&M	S	-	4.0	3	0	3-3	6-4
3/10/21	Houston	R	-	0.2	4	0	3-3	0-1
3/13/21	at Northwestern State	S	-	7.0	5	0	2-2	0-10
3/19/21	Southeastern La.	R	W	5.0	7	0	2-1	0-6
3/21/21	Southeastern La.	R	S	1.0	1	0	0-0	0-1
3/27/21	Central Arkansas	R	W	1.0	1	0	1-1	1-1
3/27/21	Central Arkansas	S	-	4.0	4	0	1-1	0-3
4/2/21	at Stephen F. Austin	S	W	3.2	4	1	7-5	5-5
4/10/21	at McNeese	S	L	8.0	7	2	4-4	0-8
4/17/21	New Orleans	S	L	5.0	10	0	8-2	2-3
4/24/21	at Abilene Christian	S	L	3.1	8	2	6-6	1-0
5/1/21	at Nicholls	R	S	1.0	1	0	0-0	0-3
5/2/21	at Nicholls	S	L	3.2	10	0	5-5	1-2
5/7/21	Houston Baptist	R	-	2.0	1	0	0-0	0-1
5/7/21	Houston Baptist	R	S	2.0	3	0	0-0	0-0
5/9/21	Houston Baptist	R	S	2.0	0	0	0-0	1-1
5/21/21	Lamar	R	S	3.0	2	1	1-1	1-4
5/22/21	Lamar	R	-	1.1	4	1	4-4	1-0

2/25/22	South Dakota State	S	W	7.0	2	0	0-0	0-7
3/4/22	at Houston	S	L	5.2	9	1	4-4	2-8
3/12/22	UT Arlington	S	W	7.0	2	0	1-0	3-7
3/18/22	at Texas	S	L	3.0	8	1	8-7	6-1
3/25/22	Texas A&M-CC	S	L	5.0	7	0	6-5	2-6
4/1/22	Southeastern La.	S	-	4.1	8	0	4-4	3-6
4/9/22	Northwestern State	S	W	6.1	7	2	2-2	1-6
4/15/22	at McNeese	S	-	7.0	5	0	3-3	0-10
4/22/22	Nicholls	S	W	6.2	4	1	4-4	3-8
4/29/22	at Houston Baptist	S	L	4.0	12	2	9-8	1-5
5/6/22	at New Orleans	S	-	6.0	4	0	2-2	3-5
5/12/22	Texas A&M-CC	S	W	6.0	6	0	3-3	2-7
5/19/22	at McNeese	S	L	5.0	7	1	7-5	0-5
2/17/23	at San Diego	R	-	1.1	2	0	1-1	1-2
2/19/23	at San Diego	R	L	0.1	2	0	1-1	0-0
2/26/23	at South Alabama	R	W	6.0	1	0	0-0	1-3
3/5/23	vs. Ole Miss	R	-	3.1	4	0	0-0	3-1
3/14/23	Omaha	S	-	3.0	3	0	0-0	0-5
3/19/23	vs. Nicholls	S	L	1.1	6	0	4-4	1-2
3/26/23	Illinois	S	L	2.0	7	2	6-6	0-3
4/9/23	at Michigan	R	W	4.0	3	0	0-0	2-4
4/22/23	at Iowa	R	-	0.2	3	0	4-3	1-1

#55 JACE KAMINSKA

Date	Opponent	S/R	W/L/S	IP	H	HR	R-ER	BB-K
3/2/21	at Oral Roberts	R	-	1.1	2	0	0-0	3-2
3/7/21	Dixie State	R	-	3.0	5	1	2-2	2-5
3/23/21	Kansas State	S	W	5.0	3	0	1-0	2-4
4/2/21	at Houston	S	W	7.0	5	0	0-0	1-4
4/10/21	Houston	S	W	9.0	6	1	1-1	2-7
4/17/21	at Tulane	S	-	0.0	0	0	0-0	0-0
4/24/21	at Cincinnati	S	W	5.2	5	0	1-0	2-6
4/30/21	East Carolina	S	W	7.0	5	0	2-2	1-5
5/7/21	at UCF	S	W	6.0	5	1	1-1	1-6
5/14/21	USF	S	L	4.2	8	2	7-7	1-4
5/20/21	Memphis	S	W	5.0	4	1	2-2	3-2
5/26/21	vs. Houston	S	W	8.1	3	1	1-1	1-6
2/18/22	at Louisiana Tech	S	-	3.1	4	1	3-3	1-6
2/25/22	at Texas A&M-CC	S	-	5.1	5	0	3-3	2-7
3/4/22	vs. Iowa	S	-	5.1	8	1	4-4	0-3
3/11/22	South Dakota State	S	W	7.0	2	1	1-1	1-8
3/18/22	New Mexico	S	L	5.1	6	0	4-2	3-5
3/25/22	Creighton	S	L	5.2	3	0	3-2	4-5
4/1/22	at Houston	S	W	8.0	4	0	0-0	0-12
4/8/22	at East Carolina	S	L	4.2	8	0	5-5	2-2
4/14/22	Cincinnati	S	L	5.1	8	1	6-6	3-9
4/22/22	UCF	S	L	5.1	6	1	5-4	4-6
4/29/22	at Memphis	S	L	6.0	7	1	6-6	3-4
5/6/22	Houston	S	L	6.0	7	0	5-5	2-8
5/13/22	Tulane	R	W	5.1	3	0	0-0	3-7
5/19/22	at USF	R	L	3.0	4	1	4-4	0-1
5/24/22	vs. Houston	R	L	3.0	5	0	3-3	1-3
2/18/23	at San Diego	S	-	5.2	5	1	3-3	1-4
2/25/23	at South Alabama	S	W	5.1	7	0	3-3	1-4
3/4/23	vs. Hawaii	S	W	6.0	4	0	0-0	1-3
3/10/23	Illinois State	S	W	7.0	3	0	0-0	1-2
3/17/23	vs. Nicholls	S	W	5.0	3	0	1-0	1-3
3/25/23	Illinois	S	W	6.0	5	1	2-2	2-4
4/1/23	at Abilene Christian	S	L	4.0	5	0	5-4	0-3
4/8/23	at Michigan	S	L	1.2	5	0	6-6	2-2
4/22/23	at Iowa	S	L	3.0	4	1	4-4	2-2



OUTFIELDER LUKE JESSEN 1

CLASS: **Sophomore**
B/T: **L/L**
HOMETOWN: **Elkhorn, Neb.**
PREVIOUS SCHOOL: **Elkhorn South**

SEASON HIGH


CATEGORY

CAREER HIGH

Hits	3 at Sam Houston, 2/19/22
Runs	2 (3x) last vs. Michigan State, 5/21/22
Doubles	1 at Kansas State, 3/9/22
Triples	1 vs. Michigan, 3/26/22
Home Runs	
RBI	2 vs. Michigan, 3/26/22
Stolen Bases	1 vs. Michigan State, 5/20/22

CAREER STATISTICS

Year	AVG	GP	GS	AB	R	H	2B	3B	HR	RBI	TB	SLG%	BB	HBP	SO	GDP	OB%	SF	SH	SB-ATT	PO	A	E	FLD%
2022	.257	26	19	74	11	19	1	1	0	5	22	.297	6	2	27	1	.329	0	1	1-3	12	0	0	1.000
2023	.000	7	0	6	0	0	0	0	0	0	0	.000	1	0	2	0	.143	0	0	0-0	0	0	1	.000
TOTAL	.238	33	19	80	11	19	1	1	0	5	22	.275	7	2	29	1	.315	0	1	1-3	12	0	1	.923



OUTFIELDER CASEY BURNHAM 2

CLASS: **Senior**
B/T: **L/L**
HOMETOWN: **Grand Island, Neb.**
PREVIOUS SCHOOL: **Kansas**

SEASON HIGH

CATEGORY

CAREER HIGH

4 vs. Texas A&M-Corpus Christi, 4/1/23	Hits	Same
3 (2x) last vs. Texas A&M-CC, 4/1/23	Runs	4 at Missouri, 5/18/21
3 vs. Vanderbilt, 3/3/23	Doubles	Same
1 vs. Texas A&M-Corpus Christi, 4/1/23	Triples	1 (4x) last vs. Texas A&M-CC, 4/1/23
1 at Michigan, 4/7/23	Home Runs	1 (3x) last at Michigan, 4/7/23
3 (2x) last vs. Texas A&M-CC, 4/1/23	RBI	Same
1 (7x) last vs. Northwestern, 4/15/23	Stolen Bases	3 vs. Seton Hall, 3/13/19

CAREER STATISTICS (2019-22 at Kansas)

Year	AVG	GP	GS	AB	R	H	2B	3B	HR	RBI	TB	SLG%	BB	HBP	SO	GDP	OB%	SF	SH	SB-ATT	PO	A	E	FLD%
2019	.237	49	41	135	27	32	5	2	1	11	44	.326	17	4	39	0	.338	1	10	11-17	115	0	0	1.000
2020	.265	12	12	49	9	13	6	0	1	3	22	.449	2	3	12	0	.327	1	0	2-2	32	0	1	.970
2021	.286	23	22	70	21	20	6	1	0	11	28	.400	15	3	11	0	.432	0	1	8-9	38	0	0	1.000
2022	.263	27	25	80	11	21	3	0	0	5	24	.300	17	4	16	0	.416	0	2	4-7	74	0	2	.974
2023	.323	31	31	93	29	30	8	1	1	12	43	.462	8	15	31	0	.457	0	7	7-7	79	0	1	.988
TOTAL	.272	142	131	427	97	116	28	4	3	42	161	.377	59	29	109	0	.395	2	20	32-42	338	0	4	.988



INFIELDER MAX ANDERSON 4

CLASS: **Junior**
B/T: **R/R**
HOMETOWN: **Omaha, Neb.**
PREVIOUS SCHOOL: **Millard West**

SEASON HIGH

CATEGORY

CAREER HIGH

3 (8x) last vs. Northwestern, 4/16/23	Hits	4 (4x) last vs. Michigan State, 5/21/22
3 vs. Northwestern, 4/14/23	Runs	3 (4x) last vs. Northwestern, 4/14/23
2 vs. Northwestern, 4/16/23	Doubles	2 (3x) last vs. Northwestern, 4/16/23
1 (2x) last vs. Illinois State, 3/10/23	Triples	1 (6x) last vs. Illinois State, 3/10/23
2 (2x) last vs. Illinois, 3/26/23	Home Runs	2 (3x) last vs. Illinois, 3/26/23
4 (3x) last vs. Northwestern, 4/16/23	RBI	5 at Iowa, 3/21/21
	Stolen Bases	2 (2x) last vs. K-State, 4/26/22

CAREER STATISTICS

Year	AVG	GP	GS	AB	R	H	2B	3B	HR	RBI	TB	SLG%	BB	HBP	SO	GDP	OB%	SF	SH	SB-ATT	PO	A	E	FLD%
2021	.332	45	45	184	35	61	8	1	7	32	92	.500	16	1	26	5	.386	1	0	3-4	23	53	6	.927
2022	.299	53	53	224	47	67	12	3	10	45	115	.513	14	3	26	6	.349	0	0	6-7	113	85	8	.961
2023	.407	36	36	150	29	61	13	2	13	46	117	.780	14	3	19	3	.464	1	0	0-0	63	77	0	1.000
TOTAL	.339	134	134	558	111	189	33	6	30	123	324	.581	44	7	71	14	.393	2	0	9-11	199	215	14	.967



CATCHER

JOSH CARON 5

CLASS: **Sophomore**
 B/T: **R/R**
 HOMETOWN: **Sun Prairie, Wis.**
 PREVIOUS SCHOOL: **Sun Prairie**

SEASON HIGH

3 (2x) last at Michigan, 4/9/23
 2 (5x) last at Michigan, 4/9/23
 2 at Michigan, 4/9/23
 2 at South Alabama, 2/26/23
 5 at South Alabama, 2/26/23
 1 at San Diego, 2/19/23

CATEGORY

Hits
 Runs
 Doubles
 Triples
 Home Runs
 RBI
 Stolen Bases

CAREER HIGH

Same
 2 (6x) last vs. Illinois, 3/25/23
 Same
 Same
 Same
 Same
 1 (2x) last at San Diego, 2/19/23

CAREER STATISTICS

Year	AVG	GP	GS	AB	R	H	2B	3B	HR	RBI	TB	SLG%	BB	HBP	SO	GDP	OB%	SF	SH	SB-ATT	PO	A	E	FLD%
2022	.179	26	22	78	10	14	3	0	0	7	17	.218	11	5	19	3	.316	1	0	1-1	93	13	1	.991
2023	.279	32	32	122	19	34	9	0	4	19	55	.451	12	8	21	1	.375	2	0	1-1	217	22	0	1.000
TOTAL	.240	58	54	200	29	48	12	0	4	26	72	.360	23	13	40	4	.351	3	0	2-2	310	35	1	.997



RIGHT-HANDED PITCHER

SHAY SCHANAMAN 8

CLASS: **Senior**
 B/T: **R/R**
 HOMETOWN: **Grand Island, Neb.**
 PREVIOUS SCHOOL: **Grand Island**

SEASON HIGH

3.0 (3x) last at Kansas State, 4/4/23
 4 (2x) last vs. Nicholls, 3/19/23
 4 (2x) last vs. Nicholls, 3/19/23
 4 vs. Omaha, 3/14/23
 5 (3x) last at Michigan, 4/7/23

CATEGORY

Innings
 Runs
 Earned Runs
 Walks
 Strikeouts

CAREER HIGH

9.0 vs. Northwestern State, 3/5/22
 7 (4x) last at Illinois, 5/13/22
 7 vs. Rutgers, 4/8/22
 5 at Iowa, 3/21/21
 11 vs. Maryland, 4/10/21

CAREER STATISTICS

Year	ERA	W	L	App	GS	CG	SHO	CBO	SV	IP	H	R	ER	BB	SO	2B	3B	HR	BF	B/Avg	WP	HBP	BK	SFA	SHA
2019	3.18	1	2	19	0	0	0	0	3	22.2	13	10	8	14	23	2	0	3	98	.163	6	1	0	1	2
2020	6.97	2	2	6	0	0	0	1	0	10.1	9	8	8	4	10	4	1	0	44	.231	0	0	0	0	1
2021	5.08	5	2	13	12	0	0	1	0	67.1	63	44	38	25	72	15	1	7	300	.242	4	12	0	3	0
2022	4.44	2	8	15	13	2	1	0	0	77.0	75	48	38	29	76	14	2	12	348	.251	7	11	1	6	3
2023	3.63	2	3	16	0	0	0	0	4	34.2	22	17	14	18	43	3	1	1	154	.179	6	11	0	1	1
TOTAL	4.50	12	17	69	25	2	1	2	7	212.0	182	127	106	90	224	38	5	23	944	.227	23	35	1	11	7



INFIELDER

EFRAIM CERVANTES 9

CLASS: **Senior**
 B/T: **R/R**
 HOMETOWN: **Tucson, Ariz.**
 PREVIOUS SCHOOL: **South Mountain CC**

SEASON HIGH

3 vs. Omaha, 3/14/23
 2 vs. Omaha, 3/14/23
 1 vs. Northwestern, 4/16/23
 1 (2x) last vs. Nicholls, 3/17/23
 1 (5x) last vs. Northwestern, 4/14/23

CATEGORY

Hits
 Runs
 Doubles
 Triples
 Home Runs
 RBI
 Stolen Bases

CAREER HIGH

Same
 2 (3x) last vs. Omaha, 3/14/23
 1 (5x) last vs. Northwestern, 4/16/23
 1 (3x) last vs. Nicholls, 3/17/23
 2 (3x) last vs. Iowa, 5/1/22
 1 vs. Rutgers, 4/16/21

CAREER STATISTICS

Year	AVG	GP	GS	AB	R	H	2B	3B	HR	RBI	TB	SLG%	BB	HBP	SO	GDP	OB%	SF	SH	SB-ATT	PO	A	E	FLD%
2021	.082	36	14	49	7	4	0	0	0	4	4	.082	8	3	12	0	.250	0	5	1-2	19	25	1	.978
2022	.187	40	37	107	12	20	4	0	1	10	27	.252	13	11	20	0	.333	1	11	0-1	35	79	3	.974
2023	.298	22	10	47	8	14	1	0	2	5	21	.447	1	1	8	0	.327	0	0	0-0	33	6	0	1.000
TOTAL	.187	98	61	203	27	38	5	0	3	19	52	.256	22	15	40	0	.311	1	16	1-3	87	110	4	.980



CATCHER BEN COLUMBUS 10

CLASS: **Junior**B/T: **L/R**HOMETOWN: **North Vancouver, British Columbia**PREVIOUS SCHOOL: **Wharton County JC****SEASON HIGH**

2 (7x) last vs. Northwestern, 4/15/23

2 (4x) last vs. Nicholls, 3/19/23

1 (5x) last vs. Northwestern, 4/15/23

3 at South Alabama, 2/24/23

1 vs. Illinois, 3/25/23

CATEGORY

Hits

Runs

Doubles

Triples

Home Runs

RBI

Stolen Bases

CAREER HIGH

Same

Same

Same

Same

Same

Same

Same

CAREER STATISTICS

Year	AVG	GP	GS	AB	R	H	2B	3B	HR	RBI	TB	SLG%	BB	HBP	SO	GDP	OB%	SF	SH	SB-ATT	PO	A	E	FLD%
2023	.275	31	24	91	18	25	5	0	0	11	30	.330	16	2	24	0	.384	3	0	1-1	146	8	0	1.000
TOTAL	.275	31	24	91	18	25	5	0	0	11	30	.330	16	2	24	0	.384	3	0	1-1	146	8	0	1.000



OUTFIELDER DANIEL YOUNG 11

CLASS: **Redshirt Junior**B/T: **L/L**HOMETOWN: **North Zulch, Texas**PREVIOUS SCHOOL: **Tyler JC****SEASON HIGH****CATEGORY****CAREER HIGH**

Hits

Runs

Doubles

Triples

Home Runs

RBI

Stolen Bases

CAREER STATISTICS

Year	AVG	GP	GS	AB	R	H	2B	3B	HR	RBI	TB	SLG%	BB	HBP	SO	GDP	OB%	SF	SH	SB-ATT	PO	A	E	FLD%
2023	.000	3	0	3	0	0	0	0	0	0	0	.000	0	0	2	0	.000	0	0	0-0	0	0	0	.000
TOTAL	.000	3	0	3	0	0	0	0	0	0	0	.000	0	0	2	0	.000	0	0	0-0	0	0	0	.000



OUTFIELDER COLE EVANS 12

CLASS: **Junior**B/T: **R/R**HOMETOWN: **Grand Island, Neb.**PREVIOUS SCHOOL: **Parkland College****SEASON HIGH**

4 vs. Illinois State, 3/11/23

2 (6x) last at Michigan, 4/8/23

2 vs. Illinois State, 3/11/23

2 vs. Northern Colorado, 3/8/23

4 vs. Illinois State, 3/11/23

2 vs. Illinois, 3/25/23

CATEGORY

Hits

Runs

Doubles

Triples

Home Runs

RBI

Stolen Bases

CAREER HIGH

Same

Same

Same

Same

Same

Same

Same

CAREER STATISTICS (2020 at Creighton)

Year	AVG	GP	GS	AB	R	H	2B	3B	HR	RBI	TB	SLG%	BB	HBP	SO	GDP	OB%	SF	SH	SB-ATT	PO	A	E	FLD%
2020	.000	8	1	12	0	0	0	0	0	0	0	.000	0	1	7	0	.077	0	0	0-0	2	0	0	1.000
2023	.287	30	25	87	22	25	6	0	2	14	37	.425	13	3	25	2	.398	0	1	8-11	45	0	3	.938
TOTAL	.253	38	26	99	22	25	6	0	2	14	37	.374	13	4	32	2	.362	0	1	8-11	47	0	3	.940



INFIELDER MIKEY PAULEY 13

CLASS: **Freshman**B/T: **R/R**HOMETOWN: **Overland Park, Kan.**PREVIOUS SCHOOL: **Blue Valley Northwest**

SEASON HIGH

CATEGORY

CAREER HIGH

.....	Hits
.....	Runs
.....	Doubles
.....	Triples
.....	Home Runs
.....	RBI
.....	Stolen Bases

CAREER STATISTICS

Year AVG GP GS AB R H 2B 3B HR RBI TB SLG% BB HBP SO GDP OB% SF SH SB-ATT PO A E FLD%



INFIELDER BRICE MATTHEWS 14

CLASS: **Junior**B/T: **R/R**HOMETOWN: **Humble, Texas**PREVIOUS SCHOOL: **Atascocita**

SEASON HIGH


CATEGORY

CAREER HIGH

3 (6x) last vs. Northwestern, 4/16/23	Hits	3 (8x) last vs. Northwestern, 4/16/23
3 (5x) last vs. Northwestern, 4/16/23	Runs	4 vs. Iowa, 5/1/22
1 (10x) at Iowa, 4/21/23	Doubles	2 vs. Northwestern, 5/14/21
1 (2x) last vs. Northwestern, 4/14/23	Triples	1 (3x) last vs. Northwestern, 4/14/23
2 vs. Northwestern, 4/16/23	Home Runs	Same
5 (2x) last vs. Nicholls, 3/19/23	RBI	5 (3x) last vs. Nicholls, 3/19/23
2 (2x) last at Abilene Christian, 4/1/23	Stolen Bases	2 (7x) last at Abilene Christian, 4/1/23

CAREER STATISTICS

Year	AVG	GP	GS	AB	R	H	2B	3B	HR	RBI	TB	SLG%	BB	HBP	SO	GDP	OB%	SF	SH	SB-ATT	PO	A	E	FLD%
2021	.273	39	36	132	28	36	8	1	5	34	61	.462	23	0	44	2	.381	0	1	7-10	50	74	6	.954
2022	.261	45	44	157	31	41	8	0	7	29	70	.446	25	6	56	1	.379	2	4	12-13	62	112	15	.921
2023	.409	36	36	137	44	56	10	2	14	54	112	.818	28	3	33	0	.506	4	1	15-19	45	78	14	.898
TOTAL	.312	120	116	426	103	133	26	3	26	117	243	.570	76	9	133	3	.422	6	6	34-42	157	264	35	.923



INFIELDER DYLAN CAREY 15

CLASS: **Freshman**B/T: **R/R**HOMETOWN: **Castle Rock, Colo.**PREVIOUS SCHOOL: **Ponderosa**

SEASON HIGH

CATEGORY

CAREER HIGH

4 vs. Hawaii, 3/4/23	Hits	Same
3 vs. Nicholls, 3/17/23	Runs	Same
2 (2x) last vs. Texas A&M-CC, 4/1/23	Doubles	Same
1 vs. Northern Colorado, 3/7/23	Triples	Same
1 (3x) last vs. Illinois, 3/25/23	Home Runs	Same
2 (6x) last vs. Illinois, 3/25/23	RBI	Same
1 (2x) last at Michigan, 4/8/23	Stolen Bases	Same

CAREER STATISTICS

Year	Avg	GP	GS	AB	R	H	2B	3B	HR	RBI	TB	SLG%	BB	HBP	SO	GDP	OB%	SF	SH	SB-ATT	PO	A	E	FLD%
2023	.287	33	33	136	23	39	8	1	3	18	58	.426	9	6	35	0	.353	2	0	2-3	18	52	2	.972
TOTAL	.287	33	33	136	23	39	8	1	3	18	58	.426	9	6	35	0	.353	2	0	2-3	18	52	2	.972



CATCHER GRIFFIN EVERITT 16

CLASS: **Senior**
B/T: **R/R**
HOMETOWN: **Lincoln, Neb.**
PREVIOUS SCHOOL: **Kansas City CC**

SEASON HIGH

2 (2x) last vs. Hawaii, 3/4/23
2 vs. Omaha, 3/14/23
1 (2x) last vs. Hawaii, 3/4/23
1 vs. Illinois State, 3/11/23
1 (2x) last vs. Illinois, 3/25/23
4 vs. Northern Colorado, 3/8/23
1 vs. Northern Colorado, 3/8/23

CATEGORY

Hits 4 (2x) last at Indiana, 4/24/22
Runs 3 (2x) last vs. Texas A&M-CC, 3/18/22
Doubles 1 (20x) last vs. Hawaii, 3/4/23
Triples 1 (2x) last vs. Illinois State, 3/11/23
Home Runs 2 vs. Omaha, 3/14/22
RBI 4 (5x) last vs. Northern Colorado, 3/8/23
Stolen Bases 1 (6x) last vs. Northern Colorado, 3/8/23

CAREER HIGH

CAREER STATISTICS

Year	AVG	GP	GS	AB	R	H	2B	3B	HR	RBI	TB	SLG%	BB	HBP	SO	GDP	OB%	SF	SH	SB-ATT	PO	A	E	FLD%
2021	.287	37	32	122	17	35	6	0	3	21	50	.410	12	4	38	1	.370	0	5	3-5	319	34	3	.992
2022	.291	53	53	203	38	59	12	1	8	41	97	.478	25	7	45	6	.384	2	0	2-6	329	30	6	.984
2023	.236	23	14	55	9	13	2	1	2	10	23	.418	8	1	13	2	.344	0	0	1-2	0	0	0	.000
TOTAL	.282	113	99	380	64	107	20	2	13	72	170	.447	45	12	96	9	.374	2	5	6-13	648	64	9	.988



OUTFIELDER GARRETT ANGLIM 18

CLASS: **Redshirt Sophomore**
B/T: **R/R**
HOMETOWN: **La Vista, Neb.**
PREVIOUS SCHOOL: **Papillion-La Vista**

SEASON HIGH

3 vs. Hawaii, 3/4/23
3 (2x) last vs. Hawaii, 3/4/23
1 at South Alabama, 2/25/23
1 at San Diego, 2/20/23
1 (5x) last vs. Northwestern, 4/16/23
2 at San Diego, 2/20/23
1 (3x) last at Iowa, 4/21/23

CATEGORY

Hits 4 at Minnesota, 5/6/22
Runs 3 (5x) last vs. Hawaii, 3/4/23
Doubles 2 vs. Michigan, 3/25/22
Triples 2 at UT Arlington, 3/5/22
Home Runs 3 vs. Iowa, 5/1/22
RBI 6 vs. Michigan, 3/25/22
Stolen Bases 1 (9x) last at Iowa, 4/21/23

CAREER HIGH

CAREER STATISTICS

Year	AVG	GP	GS	AB	R	H	2B	3B	HR	RBI	TB	SLG%	BB	HBP	SO	GDP	OB%	SF	SH	SB-ATT	PO	A	E	FLD%
2022	.303	49	45	178	28	54	11	4	4	28	85	.478	16	9	40	5	.387	1	0	6-9	67	1	1	.986
2023	.314	22	20	70	20	22	1	1	5	13	40	.571	7	9	27	0	.437	1	0	3-4	22	0	0	1.000
TOTAL	.306	71	65	248	48	76	12	5	9	41	125	.504	23	18	67	5	.402	2	0	9-13	89	1	1	.989



LEFT-HANDED PITCHER KYLE PERRY 19

CLASS: **Senior**
B/T: **L/L**
HOMETOWN: **Omaha, Neb.**
PREVIOUS SCHOOL: **Millard South**

SEASON HIGH

3.0 at Iowa, 4/23/23
3 at Iowa, 4/23/23
3 at Iowa, 4/23/23
1 (2x) last vs. Ole Miss, 3/5/23
4 vs. Northwestern, 4/14/23


CATEGORY

Innings 7.0 at Kansas State, 4/2/19
Runs 5 (3x) last at Sam Houston, 2/18/22
Earned Runs 5 (3x) last at Sam Houston, 2/18/22
Walks 5 at Sam Houston, 2/28/22
Strikeouts 9 vs. Air Force, 3/20/19

CAREER HIGH

CAREER STATISTICS

Year	ERA	W	L	App	GS	CG	SHO	CBO	SV	IP	H	R	ER	BB	SO	2B	3B	HR	BF	B/Avg	WP	HBP	BK	SFA	SHA
2019	5.47	2	1	11	7	0	0	1	0	26.1	29	16	16	18	29	7	1	2	129	.282	2	6	1	1	1
2020	5.06	1	0	4	1	0	0	0	0	10.2	7	6	6	2	11	3	0	1	41	.179	0	0	0	0	0
2021	3.48	2	0	4	4	0	0	1	0	10.1	7	5	4	4	15	1	0	0	42	.184	1	0	0	0	0
2022	6.75	0	2	5	4	0	0	0	0	14.2	16	11	11	10	17	4	0	2	72	.276	1	3	0	0	1
2023	5.74	0	0	9	0	0	0	0	1	15.2	14	11	10	2	13	3	1	3	69	.241	2	6	0	1	2
TOTAL	5.45	5	3	33	16	0	0	2	1	77.2	73	49	47	36	85	18	2	8	353	.247	6	15	1	2	4



OUTFIELDER LUKE SARTORI 21

CLASS: **Senior**B/T: **R/R**HOMETOWN: **Lincoln, Neb.**PREVIOUS SCHOOL: **Hutchinson CC****SEASON HIGH**

1 (2x) last vs. Northern Colorado, 3/8/23

1 (6x) last at Kansas State, 4/4/23

CATEGORY

Hits 2 (4x) last at Minnesota, 5/6/22

Runs 3 at Ohio State, 4/3/22

Doubles 1 at Illinois, 5/14/22

Triples

Home Runs 1 at Ohio State, 4/3/22

RBI 4 at Ohio State, 4/3/22


1 at South Alabama, 2/25/23

1 (2x) last vs. Illinois State, 3/10/23

Stolen Bases 1 (7x) last vs. Illinois State, 3/10/23

CAREER HIGH**CAREER STATISTICS**

Year	AVG	GP	GS	AB	R	H	2B	3B	HR	RBI	TB	SLG%	BB	HBP	SO	GDP	OB%	SF	SH	SB-ATT	PO	A	E	FLD%
2021	1.000	5	0	1	1	1	0	0	0	1	1	1.000	0	0	0	0	1.000	0	0	0-1	0	0	0	.000
2022	.192	41	20	73	19	14	1	0	1	9	18	.247	9	3	21	0	.306	0	2	5-5	50	1	0	1.000
2023	.133	22	2	15	6	2	0	0	0	1	2	.133	0	3	7	0	.278	0	0	2-2	11	0	0	1.000
TOTAL	.191	68	22	89	26	17	1	0	1	11	21	.236	9	6	28	0	.308	0	2	7-8	61	1	0	1.000



INFIELDER BRYCE HUGHES 23

CLASS: **Junior**B/T: **R/R**HOMETOWN: **Channelview, Texas**PREVIOUS SCHOOL: **Alvin CC****SEASON HIGH****CATEGORY**

Hits

Runs

Doubles

Triples

Home Runs

RBI

Stolen Bases

CAREER HIGH**CAREER STATISTICS**

Year	AVG	GP	GS	AB	R	H	2B	3B	HR	RBI	TB	SLG%	BB	HBP	SO	GDP	OB%	SF	SH	SB-ATT	PO	A	E	FLD%
------	-----	----	----	----	---	---	----	----	----	-----	----	------	----	-----	----	-----	-----	----	----	--------	----	---	---	------



LEFT-HANDED PITCHER CALEB CLARK 24

CLASS: **Freshman**B/T: **L/L**HOMETOWN: **Orillia, Ontario**PREVIOUS SCHOOL: **Orillia Secondary School****SEASON HIGH**

4.1 at San Diego, 2/19/23

8 vs. Ole Miss, 3/5/23

8 vs. Ole Miss, 3/5/23

2 (4x) last at Kansas State, 4/4/23

4 vs. Northern Colorado, 3/8/23

CATEGORY

Innings Same

Runs Same

Earned Runs Same

Walks Same

Strikeouts Same

CAREER HIGH**CAREER STATISTICS**

Year	ERA	W	L	App	GS	CG	SHO	CBO	SV	IP	H	R	ER	BB	SO	2B	3B	HR	BF	B/Avg	WP	HBP	BK	SFA	SHA
2023	14.67	1	1	8	5	0	0	0	0	15.1	28	26	25	11	10	2	3	4	91	.389	1	7	0	1	0
TOTAL	14.67	1	1	8	5	0	0	0	0	15.1	28	26	25	11	10	2	3	4	91	.389	1	7	0	1	0



RIGHT-HANDED PITCHER DREW CHRISTO 25

CLASS: **Sophomore**B/T: **L/R**HOMETOWN: **Elkhorn, Neb.**PREVIOUS SCHOOL: **Elkhorn****SEASON HIGH**

1.2 vs. Northern Colorado, 3/8/23
 3 at San Diego, 2/20/23
 2 vs. Northern Colorado, 3/8/23
 2 (2x) last vs. Northern Colorado, 3/8/23
 2 vs. Hawaii, 3/4/23

CATEGORY

Innings 2.0 at Omaha, 4/6/22
Runs 5 vs. Rutgers, 4/10/22
Earned Runs 3 at Omaha, 4/6/22
Walks 3 vs. New Mexico State, 3/16/22
Strikeouts 2 (3x) last vs. Hawaii, 3/4/23

CAREER HIGH**CAREER STATISTICS**

Year	ERA	W	L	App	GS	CG	SHO	CBO	SV	IP	H	R	ER	BB	SO	2B	3B	HR	BF	B/Avg	WP	HBP	BK	SFA	SHA
2022	8.44	0	1	5	2	0	0	0	0	5.1	10	12	5	5	5	3	0	3	35	.370	1	2	0	0	0
2023	3.38	0	0	7	1	0	0	0	0	8.0	4	5	3	6	7	0	0	0	39	.148	1	4	0	1	1
TOTAL	5.40	0	1	12	3	0	0	0	0	13.1	14	17	8	11	12	3	0	3	74	.259	2	6	0	1	1



LEFT-HANDED PITCHER JAKE BUNZ 27

CLASS: **Senior**B/T: **L/L**HOMETOWN: **Elkhorn, Neb.**PREVIOUS SCHOOL: **Hutchinson CC****SEASON HIGH**


2.0 (2x) last at Michigan, 4/9/23
 3 (2x) last at Iowa, 4/21/23
 1 vs. Northwestern, 4/16/23
 2 (3x) last at Iowa, 4/21/23
 4 at Michigan, 4/9/23

CATEGORY

Innings 4.0 (2x) last vs. Minnesota, 3/27/21
Runs 3 (3x) last at Iowa, 4/21/23
Earned Runs 3 vs. Iowa, 3/14/21
Walks 3 (3x) last at Arkansas, 6/5/21
Strikeouts 5 (2x) last vs. Minnesota, 3/27/21

CAREER HIGH**CAREER STATISTICS**

Year	ERA	W	L	App	GS	CG	SHO	CBO	SV	IP	H	R	ER	BB	SO	2B	3B	HR	BF	B/Avg	WP	HBP	BK	SFA	SHA
2021	2.20	2	1	20	3	0	0	3	1	32.2	19	8	8	20	42	3	1	2	135	.168	3	1	0	0	1
2022	0.00	0	0	1	0	0	0	0	0	0.1	0	0	0	0	1	0	0	0	1	.000	0	0	0	0	0
2023	1.86	0	0	9	0	0	0	0	0	9.2	6	7	2	6	14	0	0	2	40	.176	1	0	0	0	0
TOTAL	2.11	2	1	30	3	0	0	3	1	42.2	25	15	10	26	57	3	1	4	176	.169	4	1	0	0	1



INFIELDER BLAKE MOZLEY 28

CLASS: **Junior**B/T: **L/R**HOMETOWN: **Ozark, Mo.**PREVIOUS SCHOOL: **Johnson County CC****SEASON HIGH**

1 at South Alabama, 2/25/23
 1 at South Alabama, 2/25/23

CATEGORY

Hits 2 (3x) last at Evansville, 4/17/21
Runs 1 (10x) last at Evansville, 4/18/21
Doubles 1 (4x) last at South Alabama, 2/25/23
Triples
Home Runs
RBI 1 (8x) last at Illinois State, 5/16/21
Stolen Bases

CAREER HIGH**CAREER STATISTICS (2020-21 at Missouri State)**

Year	AVG	GP	GS	AB	R	H	2B	3B	HR	RBI	TB	SLG%	BB	HBP	SO	GDP	OB%	SF	SH	SB-ATT	PO	A	E	FLD%
2020	.250	4	0	4	1	1	1	0	0	0	2	.500	0	0	1	0	.250	0	0	0-0	0	0	0	.000
2021	.286	33	19	77	9	22	2	0	0	8	24	.312	11	0	25	1	.375	0	1	0-0	13	39	2	.963
2023	.111	8	1	9	0	1	1	0	0	0	2	.222	1	0	4	0	.200	0	0	0-0	6	1	0	1.000
TOTAL	.267	45	20	90	10	24	4	0	0	8	28	.311	12	0	30	1	.353	0	1	0-0	19	40	2	.967

WILL WALSH 30

PREVIOUS SCHOOL: **Rockhurst**

2 vs. Northern Colorado, 3/7/23
3 at South Alabama, 2/25/23
1 vs. Vanderbilt, 3/3/23
.....
1 (2x) last vs. Northern Colorado, 3/7/23
2 (2x) last vs. Northern Colorado, 3/7/23

Hits	Same
Runs	Same
Doubles	Same
Triples	
Home Runs	Same
RBI	Same
Stolen Bases	

..... Same
..... Same
..... Same
.....
..... Same
..... Same

7.0 vs. North Dakota State, 3/28/23.
3 (3x) last at Iowa, 4/23/23
3 (3x) last at Iowa, 4/23/23
3 at Iowa, 4/23/23
11 vs. North Dakota State, 3/28/23..

Innings	Same
Runs	Same
Earned Runs	Same
Walks	Same
Strikeouts	Same

..... Same
..... Same
..... Same
..... Same
..... Same

Year	AVG	GP	GS	AB	R	H	2B	3B	HR	RBI	TB	SLG%	BB	HBP	SO	GDP	OB%	SF	SH	SB-ATT	PO	A	E	FLD%
2022	.000	2	0	2	0	0	0	0	0	0	0	.000	0	0	2	0	.000	0	0	0-0	0	0	0	.000
2023	.188	15	8	32	5	6	1	0	2	4	13	.406	3	2	11	0	.297	0	0	0-0	61	10	1	.986
TOTAL	.176	17	8	34	5	6	1	0	2	4	13	.382	3	2	13	0	.282	0	0	0-0	61	10	1	.986

Year	ERA	W	L	App	GS	CG	SHO	CBO	SV	IP	H	R	ER	BB	SO	2B	3B	HR	BF	B/Avg	WP	HBP	BK	SFA	SHA
2022	13.50	0	0	1	0	0	0	0	0	0.2	3	1	1	0	1	0	0	5	.600	1	0	0	0	0	
2023	3.96	2	2	8	4	0	0	0	0	25.0	20	12	11	7	24	0	1	3	103	.217	2	2	0	1	1
TOTAL	4.21	2	2	9	4	0	0	0	0	25.2	23	13	12	7	25	0	1	3	108	.237	3	2	0	1	1



**CJ
HOOD 32**

PREVIOUS SCHOOL: **Norris**

SALE YORK	SALE YORK
Innings	1.1 (2x) last vs. North Dakota State, 4/20/22
Runs	4 vs. Rutgers, 4/10/22
Earned Runs	4 vs. Rutgers, 4/10/22
Walks	2 (3x) last vs. North Dakota State, 4/20/22
Strikeouts	3 vs. Texas A&M-CC, 3/20/22

Innings.....	1.1 (2x) last vs. North Dakota State, 4/20/22
Runs.....	4 vs. Rutgers, 4/10/22
Earned Runs.....	4 vs. Rutgers, 4/10/22
Walks.....	2 (3x) last vs. North Dakota State, 4/20/22
Strikeouts.....	3 vs. Texas A&M-CC, 3/20/22

vs. Oklahoma State, 4/20/22
 vs. Rutgers, 4/10/22
 vs. Rutgers, 4/10/22
 vs. Oklahoma State, 4/20/22
 vs. Texas A&M-CC, 3/20/22

Year	ERA	W	L	App	GS	CG	SHO	CBO	SV	IP	H	R	ER	BB	SO	2B	3B	HR	BF	B/Avg	WP	HBP	BK	SFA	SHA
2022	4.26	2	0	18	0	0	0	0	1	12.2	8	8	6	13	12	4	0	1	58	.200	5	2	0	3	0
TOTAL	4.26	2	0	18	0	0	0	0	1	12.2	8	8	6	13	12	4	0	1	58	.200	5	2	0	3	0



**JACKSON
BROCKETT 33**

PREVIOUS SCHOOL: **Buford (Ga.)**

6.0 vs. Northwestern, 4/15/23.....
 3 at Creighton, 3/21/23.....
 3 at Creighton, 3/21/23.....
 4 at Iowa, 4/22/23.....
 5 vs. Northern Colorado, 3/7/23.....

Innings	Same
Runs	4 vs. K-State, 4/26/22
Earned Runs	4 vs. K-State, 4/26/22
Walks	4 at Iowa, 4/22/23
Strikeouts	7 at Minnesota, 5/8/22

..... Same
vs. K-State, 4/26/22
vs. K-State, 4/26/22
..4 at Iowa, 4/22/23
t Minnesota, 5/8/22

Year	ERA	W	L	App	GS	CG	SHO	CBO	SV	IP	H	R	ER	BB	SO	2B	3B	HR	BF	B/Avg	WP	HBP	BK	SFA	SHA
2022	5.23	0	1	12	5	0	0	0	0	31.0	28	19	18	15	29	5	2	3	138	.237	5	4	0	1	0
2023	2.43	2	0	10	4	0	0	0	0	29.2	18	8	8	15	27	6	0	0	123	.171	5	1	0	0	2
TOTAL	3.86	2	1	22	9	0	0	0	0	60.2	46	27	26	30	56	11	2	3	261	.206	10	5	0	1	2

BRETT SEARS 34

PREVIOUS SCHOOL: **Iowa Central CC**

2.2 at Iowa, 4/22/23
3 vs. Hawaii, 3/4/23
3 vs. Hawaii, 3/4/23
1 (3x) last vs. Northwestern, 4/16/23
2 (4x) last at Iowa, 4/22/23

Innings	7.0 (2x) last vs. South Dakota State, 3/26/21
Runs	10 vs. Oral Roberts, 4/2/21
Earned Runs	10 vs. Oral Roberts, 4/2/21
Walks	5 (2x) last vs. Omaha, 5/20/21
Strikeouts	5 (2x) last vs. Omaha, 5/20/21

Oral Roberts, 4/2/21
Oral Roberts, 4/2/21
vs. Omaha, 5/20/21
vs. Omaha, 5/20/21

Year	ERA	W	L	App	GS	CG	SHO	CBO	SV	IP	H	R	ER	BB	SO	2B	3B	HR	BF	B/Avg	WP	HBP	BK	SFA	SHA
2020	12.27	0	1	3	2	0	0	0	0	7.1	13	10	10	6	6	3	0	1	45	--	1	6	0	0	1
2021	5.91	2	4	8	8	1	1	0	0	42.2	52	32	28	22	25	17	0	2	202	--	2	3	1	2	2
2023	6.14	0	0	7	0	0	0	0	0	7.1	13	5	5	4	9	3	0	2	39	.382	1	0	0	1	0
TOTAL	6.75	2	5	18	10	1	1	0	0	57.1	78	47	43	32	40	23	0	5	286	--	4	9	1	3	3



BRANDON LUNDQUIST 36

PREVIOUS SCHOOL: **Millard North**

Innings
Runs
Earned Runs
Walks
Strikeouts

Innings	
Runs	
Earned Runs	
Walks	
Strikeouts	

.....

.....

.....

.....

.....

Year	ERA	W	L	App	GS	CG	SHO	CBO	SV	IP	H	R	ER	BB	SO	2B	3B	HR	BF	B/Avg	WP	HBP	BK	SFA	SHA
------	-----	---	---	-----	----	----	-----	-----	----	----	---	---	----	----	----	----	----	----	----	-------	----	-----	----	-----	-----



EMMETT OLSON 38

PREVIOUS SCHOOL: **Maine West**

7.2 at Michigan (4/7/23)
5 at Iowa, 4/21/23
5 at Iowa, 4/21/23
4 vs. Northwestern, 4/14/23.....
10 vs. Illinois, 3/24/23.....

Innings	Same
Runs	6 at Indiana, 4/23/22
Earned Runs	Same
Walks	4 (2x) last vs. Northwestern, 4/14/23
Strikeouts	Same

..... Same
at Indiana, 4/23/22
..... Same
Northwestern, 4/14/23
..... Same

Year	ERA	W	L	App	GS	CG	SHO	CBO	SV	IP	H	R	ER	BB	SO	2B	3B	HR	BF	B/Avg	WP	HBP	BK	SFA	SHA
2021	4.50	1	0	10	0	0	0	0	0	12.0	13	9	6	6	16	0	0	1	57	.255	1	0	0	0	0
2022	2.86	3	3	19	8	1	0	1	1	66.0	61	36	21	16	65	13	1	6	280	.238	5	5	0	2	1
2023	4.02	5	2	10	10	1	0	0	1	56.0	40	27	25	18	59	6	1	9	229	.200	5	8	0	1	2
TOTAL	3.49	9	5	39	18	2	0	1	1	134.0	114	72	52	40	140	19	2	16	566	.225	11	13	0	3	3



RIGHT-HANDED PITCHER CORBIN HAWKINS 39

CLASS: **Sophomore**
B/T: **R/R**
HOMETOWN: **Omaha, Neb.**
PREVIOUS SCHOOL: **Millard West**

SEASON HIGH

3.1 (2x) last at Iowa, 4/21/23
3 at San Diego, 2/17/23
3 at San Diego, 2/17/23
3 at Iowa, 4/21/23
4 vs. Illinois, 3/25/23.....


CATEGORY

Innings Same
Runs 6 vs. Texas A&M-CC, 3/20/22
Earned Runs 4 vs. Texas A&M-CC, 3/20/22
Walks Same
Strikeouts Same

CAREER HIGH

CAREER STATISTICS

Year	ERA	W	L	App	GS	CG	SHO	CBO	SV	IP	H	R	ER	BB	SO	2B	3B	HR	BF	B/Avg	WP	HBP	BK	SFA	SHA
2022	6.97	0	2	13	0	0	0	0	0	10.1	15	14	8	2	11	2	1	2	51	.313	0	1	0	0	0
2023	2.33	2	0	11	0	0	0	0	0	19.1	18	5	5	9	17	1	0	0	82	.254	0	1	1	1	0
TOTAL	3.94	2	2	24	0	0	0	0	0	29.2	33	19	13	11	28	3	1	2	133	.277	0	2	1	1	0



LEFT-HANDED PITCHER JC GUTIERREZ 41

CLASS: **Freshman**
B/T: **L/L**
HOMETOWN: **La Joya, Texas**
PREVIOUS SCHOOL: **La Joya**

SEASON HIGH

1.0 (2x) last vs. Illinois State, 3/11/23
2 vs. Illinois State, 3/11/23
2 vs. Ole Miss, 3/5/23.....

CATEGORY

Innings Same
Runs
Earned Runs
Walks Same
Strikeouts Same

CAREER HIGH

CAREER STATISTICS

Year	ERA	W	L	App	GS	CG	SHO	CBO	SV	IP	H	R	ER	BB	SO	2B	3B	HR	BF	B/Avg	WP	HBP	BK	SFA	SHA
2023	0.00	0	0	3	0	0	0	1	0	2.2	2	0	0	2	3	0	0	0	12	.200	1	0	0	0	0
TOTAL	0.00	0	0	3	0	0	0	1	0	2.2	2	0	0	2	3	0	0	0	12	.200	1	0	0	0	0



LEFT-HANDED PITCHER JALEN WORTHLEY 42

CLASS: **Freshman**
B/T: **L/L**
HOMETOWN: **Lincoln, Neb.**
PREVIOUS SCHOOL: **Lincoln East**

SEASON HIGH

2.0 vs. Nicholls, 3/19/23
3 vs. Ole Miss, 3/5/23.....
3 vs. Ole Miss, 3/5/23.....
2 vs. Ole Miss, 3/5/23.....
3 vs. Illinois State, 3/11/23

CATEGORY

Innings Same
Runs Same
Earned Runs Same
Walks Same
Strikeouts Same

CAREER HIGH

CAREER STATISTICS

Year	ERA	W	L	App	GS	CG	SHO	CBO	SV	IP	H	R	ER	BB	SO	2B	3B	HR	BF	B/Avg	WP	HBP	BK	SFA	SHA
2023	4.91	0	0	6	0	0	0	1	0	7.1	6	4	4	3	6	0	0	0	32	.222	1	2	0	0	0
TOTAL	4.91	0	0	6	0	0	0	1	0	7.1	6	4	4	3	6	0	0	0	32	.222	1	2	0	0	0



RIGHT-HANDED PITCHER AUSTIN BERGGREN 43

CLASS: **Freshman**B/T: **R/R**HOMETOWN: **Olathe, Kan.**PREVIOUS SCHOOL: **Olathe East****SEASON HIGH**

2.0 vs. Northern Colorado, 3/7/23
 2 (2x) last vs. Northwestern, 4/16/23
 2 vs. Northwestern, 4/16/23
 1 (2x) last vs. Northwestern, 4/16/23
 4 vs. Northern Colorado, 3/7/23

CATEGORY

Innings Same
 Runs Same
 Earned Runs Same
 Walks Same
 Strikeouts Same

CAREER HIGH**CAREER STATISTICS**

Year	ERA	W	L	App	GS	CG	SHO	CBO	SV	IP	H	R	ER	BB	SO	2B	3B	HR	BF	B/Avg	WP	HBP	BK	SFA	SHA
2023	8.10	0	0	3	0	0	0	0	0	3.1	4	5	3	2	5	0	0	0	17	.333	1	0	0	2	1
TOTAL	8.10	0	0	3	0	0	0	0	0	3.1	4	5	3	2	5	0	0	0	17	.333	1	0	0	2	1



OUTFIELDER GABE SWANSEN 44

CLASS: **Sophomore**B/T: **R/R**HOMETOWN: **Johnston, Iowa**PREVIOUS SCHOOL: **Johnston****SEASON HIGH**

4 vs. Northwestern, 4/16/23
 3 (2x) last vs. Northwestern, 4/16/23
 2 (2x) last vs. Northwestern, 4/16/23
 2 (2x) last vs. Northwestern, 4/16/23
 6 vs. Northwestern, 4/16/23
 1 vs. Texas A&M-Corpus Christi, 4/1/23

CATEGORY

Hits Same
 Runs Same
 Doubles Same
 Triples Same
 Home Runs Same
 RBI Same
 Stolen Bases

CAREER HIGH**CAREER STATISTICS**

Year	AVG	GP	GS	AB	R	H	2B	3B	HR	RBI	TB	SLG%	BB	HBP	SO	GDP	OB%	SF	SH	SB-ATT	PO	A	E	FLD%
2022	.154	20	9	39	6	6	1	0	1	6	10	.256	5	1	9	2	.267	0	0	0-0	3	0	1	.750
2023	.282	31	28	103	25	29	8	0	10	30	67	.650	10	7	27	1	.377	2	0	1-3	46	1	0	1.000
TOTAL	.246	51	37	142	31	35	9	0	11	36	77	.542	15	8	36	3	.347	2	0	1-3	49	1	1	.980



CATCHER ZACH JOHNSON 46

CLASS: **Junior**B/T: **R/R**HOMETOWN: **Omaha, Neb.**PREVIOUS SCHOOL: **Southeast CC****SEASON HIGH****CATEGORY**

Hits
 Runs
 Doubles
 Triples
 Home Runs
 RBI
 Stolen Bases

CAREER HIGH**CAREER STATISTICS**

Year	AVG	GP	GS	AB	R	H	2B	3B	HR	RBI	TB	SLG%	BB	HBP	SO	GDP	OB%	SF	SH	SB-ATT	PO	A	E	FLD%
------	-----	----	----	----	---	---	----	----	----	-----	----	------	----	-----	----	-----	-----	----	----	--------	----	---	---	------



RIGHT-HANDED PITCHER SAM NOVOTNY 48

CLASS: **Freshman**B/T: **R/R**HOMETOWN: **Omaha, Neb.**PREVIOUS SCHOOL: **Millard West****SEASON HIGH**

0.1 at San Diego, 2/20/23

CATEGORY

Innings

Runs

Earned Runs

Walks

Strikeouts

CAREER HIGH

Same

CAREER STATISTICS

Year	ERA	W	L	App	GS	CG	SHO	CBO	SV	IP	H	R	ER	BB	SO	2B	3B	HR	BF	B/Avg	WP	HBP	BK	SFA	SHA
2023	0.00	0	0	1	0	0	0	0	0	0.1	0	0	0	0	0	0	0	0	1	.000	0	0	0	0	0
TOTAL	0.00	0	0	1	0	0	0	0	0	0.1	0	0	0	0	0	0	0	0	1	.000	0	0	0	0	0



RIGHT-HANDED PITCHER WILL RIZZO 49

CLASS: **Redshirt Freshman**B/T: **R/R**HOMETOWN: **The Woodlands, Texas**PREVIOUS SCHOOL: **Texas A&M****SEASON HIGH**

1.0 (2x) last vs. Northwestern, 4/16/23

3 vs. Northwestern, 4/16/23

3 vs. Northwestern, 4/16/23

1 (3x) last vs. Northwestern, 4/16/23

3 vs. Northwestern, 4/16/23

CATEGORY

Innings

Runs

Earned Runs

Walks

Strikeouts

CAREER HIGH

Same

Same


Same

Same

Same

CAREER STATISTICS

Year	ERA	W	L	App	GS	CG	SHO	CBO	SV	IP	H	R	ER	BB	SO	2B	3B	HR	BF	B/Avg	WP	HBP	BK	SFA	SHA
2023	18.00	0	0	5	0	0	0	0	0	3.0	6	6	6	3	4	2	0	0	20	.375	2	1	0	0	0
TOTAL	18.00	0	0	5	0	0	0	0	0	3.0	6	6	6	3	4	2	0	0	20	.375	2	1	0	0	0



RIGHT-HANDED PITCHER MASON ORNELAS 51

CLASS: **Senior**B/T: **R/R**HOMETOWN: **Fort Worth, Texas**PREVIOUS SCHOOL: **Texas A&M****SEASON HIGH**

2.0 vs. Northern Colorado, 3/8/23

2 at San Diego, 2/20/23

2 at San Diego, 2/20/23

2 vs. Omaha, 3/14/23

2 vs. Northern Colorado, 3/8/23

CATEGORY

Innings

Runs

Earned Runs

Walks

Strikeouts

CAREER HIGH

4.1 at Illinois, 5/13/22

5 vs. Auburn, 5/16/21

4 (2x) last vs. Texas A&M-CC, 3/20/22

3 vs. Mississippi State, 5/1/21

6 (2x) last vs. Alabama, 4/10/21

Year	ERA	W	L	App	GS	CG	SHO	CBO	SV	IP	H	R	ER	BB	SO	2B	3B	HR	BF	B/Avg	WP	HBP	BK	SFA	SHA
2020	1.08	1	0	7	0	0	0	0	0	8.1	3	1	1	1	13	0	0	1	29	.99.000	0	0	0	0	0
2021	5.11	3	2	18	1	0	0	0	0	37.0	39	25	21	12	42	9	0	3	163	.99.000	3	4	0	0	4
2022	5.31	2	0	17	1	0	0	0	1	39.0	37	27	23	20	26	9	1	5	172	.257	6	3	0	2	3
2023	3.60	0	0	4	0	0	0	0	0	5.0	1	3	2	4	3	0	0	1	22	.067	0	2	0	1	0
TOTAL	4.74	6	2	46	2	0	0	0	1	89.1	80	56	47	37	84	18	1	10	386	.503	9	9	0	3	7



RIGHT-HANDED PITCHER MICHAEL GARZA 52

CLASS: **Senior**

B/T: **R/R**

HOMETOWN: **Corpus Christi, Texas**

PREVIOUS SCHOOL: **Incarnate Word**

SEASON HIGH

6.0 at South Alabama, 2/26/23
6 vs. Illinois, 3/26/23
6 vs. Illinois, 3/26/23
3 vs. Ole Miss, 3/5/23
5 vs. Omaha, 3/14/23


CATEGORY

Innings 8.0 at McNeese, 4/10/21
Runs 9 at Houston Baptist, 4/29/22
Earned Runs 8 at Houston Baptist, 4/29/22
Walks 6 (2x) last at Texas, 3/18/22
Strikeouts 10 (2x) last at McNeese, 5/19/22

CAREER HIGH

CAREER STATISTICS (2019-22 at Incarnate Word)

Year	ERA	W	L	App	GS	CG	SHO	CBO	SV	IP	H	R	ER	BB	SO	2B	3B	HR	BF	B/Avg	WP	HBP	BK	SFA	SHA
2019	6.16	0	1	10	4	0	0	0	0	19.0	25	16	13	8	16	6	1	4	95	--	3	4	0	1	0
2020	4.34	1	2	8	3	0	0	0	0	18.2	18	11	9	4	23	2	2	1	80	--	4	3	1	0	3
2021	5.58	3	4	19	8	1	0	0	6	61.1	75	47	38	19	59	13	0	7	279	--	3	5	2	4	2
2022	5.79	5	5	13	13	0	0	0	0	73.0	83	53	47	26	81	14	3	8	325	--	2	4	1	3	2
2023	6.14	2	3	9	3	0	0	0	0	22.0	31	16	15	9	21	7	1	2	108	.320	4	1	1	0	1
TOTAL	5.66	11	15	59	31	1	0	0	6	194.0	232	143	122	66	200	42	7	22	887	--	16	17	5	8	8



RIGHT-HANDED PITCHER JACE KAMINSKA 55

CLASS: **Junior**

B/T: **R/R**

HOMETOWN: **Caney, Kan.**

PREVIOUS SCHOOL: **Wichita State**

SEASON HIGH

7.0 vs. Illinois State, 3/11/23
6 at Michigan, 4/8/23
6 at Michigan, 4/8/23
2 (3x) last at Iowa, 4/22/23
4 (3x) last vs. Illinois, 3/25/23

CATEGORY

Innings 9.0 vs. Houston, 4/10/21
Runs 7 vs. USF, 5/14/21
Earned Runs 7 vs. USF, 5/14/21
Walks 4 (2x) last vs. UCF, 4/22/22
Strikeouts 12 at Houston, 4/1/22

CAREER HIGH

CAREER STATISTICS (2021-22 at Wichita State)

Year	ERA	W	L	App	GS	CG	SHO	CBO	SV	IP	H	R	ER	BB	SO	2B	3B	HR	BF	B/Avg	WP	HBP	BK	SFA	SHA
2021	2.32	8	1	12	10	2	0	0	0	62.0	51	18	16	19	51	7	0	7	264	99.000	4	11	0	1	4
2022	5.49	3	9	15	12	0	0	0	0	78.2	80	52	48	29	86	17	1	7	345	99.000	5	8	0	5	4
2023	4.53	5	3	9	9	0	0	1	0	43.2	41	24	22	11	27	6	1	3	187	.238	3	3	0	0	1
TOTAL	4.20	16	13	36	31	2	0	1	0	184.1	172	94	86	59	164	30	2	17	796	1.000	12	22	0	6	9



UTILITY CHARLIE FISCHER 99

CLASS: **Senior**

B/T: **L/L**

HOMETOWN: **Edina, Minn.**

PREVIOUS SCHOOL: **Southern Miss**

SEASON HIGH

3 vs. Northern Colorado, 3/8/23
3 (3x) last vs. Illinois State, 3/11/23
1 (3x) last vs. Northern Colorado, 3/8/23
1 (2x) last vs. Northwestern, 4/16/23
1 (4x) last vs. Northwestern, 4/16/23
4 (2x) last vs. Northern Colorado, 3/7/23
1 at Iowa, 4/22/23

CATEGORY

Hits 4 (2x) last at Rice, 5/2/21
Runs 3 (4x) last vs. Illinois State, 3/11/23
Doubles 2 (4x) last at Rice, 5/2/21
Triples 1 (4x) last vs. Northwestern, 4/16/23
Home Runs 1 (13x) last vs. Northwestern, 4/16/23
RBI 4 (2x) last vs. Northern Colorado, 3/7/23
Stolen Bases Same

CAREER HIGH

CAREER STATISTICS (2019-22 at Southern Miss)

Year	AVG	GP	GS	AB	R	H	2B	3B	HR	RBI	TB	SLG%	BB	HBP	SO	GDP	OB%	SF	SH	SB-ATT	PO	A	E	FLD%
2019	.182	9	1	11	0	2	1	0	0	1	3	.273	1	0	5	0	.250	0	0	0-0	0	0	0	.000
2020	.322	16	16	59	10	19	5	1	2	14	32	.542	7	2	12	0	.400	2	0	0-0	0	0	0	.000
2021	.304	55	53	171	29	52	11	0	7	37	84	.491	46	8	53	9	.467	2	0	0-0	0	0	0	.000
2022	.167	21	13	48	5	8	3	1	0	4	13	.271	6	4	20	1	.310	0	0	0-0	7	0	0	1.000
2023	.273	32	24	88	23	24	3	2	4	26	43	.489	13	4	35	1	.383	2	0	1-1	121	2	0	1.000
TOTAL	.279	133	107	377	67	105	23	4	13	82	175	.464	73	18	125	11	.414	6	0	1-1	128	2	0	1.000

LAST TIME A NEBRASKA HITTER HAD...

4 Hits in a Game:Gabe Swansen (4) vs. Northwestern (4/16/23)
Consecutive 4-Hit Games:..... Ben Miller (4 & 4) vs. Maryland (4/8-9/17)
5 Hits in a Game: Gunner Hellstrom (5) at Rutgers (4/21/18)
6 Hits in a Game: Steve Edlefsen (6) vs. Iowa (4/11/06)

2 Hits in an Inning: Gabe Swansen (1B/HR) vs. Northwestern (4/16/23)
2 Extra-Base Hits in an Inning: Cam Chick (HR/2B) vs. Minnesota (3/28/21)

7 At Bats in a Game: C. Chick/G. Everitt/M. Anderson (7) at Minnesota (5/7/22)
8 At Bats in a Game:DJ Belfonte (8) at UL-Lafayette (15 inn.) (2/20/08)
9 At Bats in a Game: P. Kelly/C. Christensen (9) vs. Northwestern (16 inn.) (3/29/13)

4 Runs in a Game:.....Cam Chick (4) at Ohio State (4/3/22)
5 Runs in a Game:..... Steve Edlefsen at Iowa (4/11/06)
6 Runs in a Game:.....Craig Moore vs. Chicago State (3/16/99)

3 Doubles in a Game:.....Casey Burnham (3) vs. Vanderbilt (3/3/23)

2 Triples in a Game: Garrett Anglim (2) at UT Arlington (3/5/22)
2 Triples in Consecutive Games: Blake Headley vs. Northern Colo. (3/10-11/15)

2 HRs in a Game: G. Swansen/B. Matthews vs. Northwestern (4/16/23)
3 HRs in a Game: Garrett Anglim vs. Iowa (DH 1) (5/1/22)
2 HRs in an Inning: C. Ledbetter/B. Fusilier vs. SDSU (4th inn.) (3/13/05)
HRs in Consecutive At Bats:.....Gabe Swansen vs. Northwestern (2) (4/16/23)
HRs in Consecutive Innings: ...Gabe Swansen vs. Northwestern (6th, 7th) (4/16/23)
Grand Slam: Brice Matthews vs. Nicholls (3/17/23)
A Pinch-Hit Home Run:Ty Roseberry vs. Purdue (4/6/19)
An Inside-the-Park Home Run:Joe Acker vs. Rutgers (4/30/21)
An Inside-the-Park Grand Slam: Jaxon Hallmark at Kansas State (4/2/19)
Led Off Game with Home Run (Away):.....Cam Chick at Baylor (2/15/20)
Led Off Game with Home Run (Home):.....Brice Matthews vs. Illinois (3/25/23)
A Walk-Off Home Run to Win a Game:..... Steven Reveles vs. Loyola Marymount (3/11/16)
Had a Homer and a Win, Same Game:.....Ben Miller vs. Creighton (4/4/17)
Homered in First Career At-Bat:.....Max Anderson vs. Purdue (3/5/21)
Homered in First Career Game:.....Max Anderson vs. Purdue (3/5/21)
Freshman Homered in First Career Game: ...Max Anderson vs. Purdue (3/5/21)
Back-to-Back Multi-HR Games:.....Scott Schreiber vs. Penn State & at Creighton (5/15-17/16)
Homered in Three-Straight Games:..... Cam Chick (3) (vs. BYU & NDSU) (4/15-20/22)

Hit For the Cycle: Steve Edlefsen at Iowa (4/11/06)

6 RBI in a Game: Gabe Swansen vs. Northwestern (4/16/23)
7 RBI in a Game: Josh Scheffert (7) at Ohio State (4/15/12)
8 RBI in a Game:Adam Bailey (8) vs. Creighton (5/18/10)
9 or more RBI in a Game:Craig Moore (10) vs. Chicago State (3/16/99)

10 or More Total Bases:..... Gabe Swansen (12) vs. Northwestern, (4/16/23)

4 Walks in a Game:..... Cam Chick (5) at Ohio State (4/3/22)
5 Walks in a Game:..... Cam Chick at Ohio State (4/3/22)

5 Strikeouts in a Game:Kurt Farmer vs. UCLA (3/5/11)

3 Stolen Bases: Jaxon Hallmark (3) at Rutgers (5/9/21)
4 Stolen Bases: John Cole vs. Texas-San Antonio (2/26/00)
Stole Home: Casey Burnham vs. Northern Colorado (3/8/23)
3 HBP in a Game:.....Core Jackson (3) at Indiana (4/24/22)

4 Sacrifice Bunts in Game:.....Andrew Sawyers vs. Kansas State, April 4, 1998 (NCAA Record)

LAST TIME A NEBRASKA PITCHER HAD...

An Individual No-Hitter - 9 Innings:.....Richard Geier vs. Kansas (4/20/54)
An Individual No-Hitter - 7 Innings:.....Anthony Kelley vs. Oklahoma (4/5/81)
Note: Nate Fisher pitched 8.0 no-hit innings on March 9, 2019 at Baylor (not complete game)

A Combined No-Hitter: K. Kubat (5.0), T. Niederklein (2.1), D. Vogt (1.2) vs. Arkansas (4/16/13)

A 2-Hit Game (individual):Matt Waldron vs. Michigan State (DH 1) (3/22/19)
A 1-Hit Game (individual): . Michael Mariot vs. Houston Baptist (Game 2) (3/13/10)
A 1-Hit Game (combined):..Koty Frank (6.2), Tyler Martin (1.1), Braxton Bragg (1.0) vs. BYU (4/14/22)

Picked off Two Base Runners in an Inning:.....Aaron Bummer at The Citadel (3/1/14)

A Complete Game - 9 innings:.. Shay Schanaman vs. Northwestern State (3/5/22)
A Complete Game - less than 9 inn.: Emmett Olson vs. Nicholls (7 Inn.) (3/17/23)
A Complete Game by a Freshman:..... Matt Waldron (9 inn.) vs. Penn State (5/14/16)
A Complete Game by a Freshman - 9 inn.: Matt Waldron vs. Penn State (5/14/16)
Consecutive Complete Games - 9 inn.: . C. DeLeon vs. Ohio State & Minn. (4/4-12/14)

A Complete-Game Shutout - 9 Inn.: Shay Schanaman vs. Northwestern State (3/5/22)
A Complete-Game Shutout - less than 9 inn.:..... Tom Lemke (7 inn.) vs. Oklahoma (3/28/10)
Consecutive Shutouts:Shane Komine vs. Iowa State & at Texas (4/28-5/6/00)
A Complete-Game Shutout by a Freshman: Matt Waldron vs. Penn State (5/14/16)

Immaculate Inning:.....Cade Povich vs. Michigan (1st Inning) (5/28/21)
A Three-Pitch Inning:Colton Howell vs. Northwestern (4/19/14)

Hit 4 or More Batters in a Game: Matt Freeman (4) vs. No. Colorado (3/24/09)
Hit 5 or More Batters in a Game:Shane Komine (5) vs. Nicholls State (2/19/99)

10 Strikeouts in a Game: Will Walsh (11) vs. North Dakota State (3/28/23)
10+ Strikeouts in a Game:..... Will Walsh (11) vs. North Dakota State (3/28/23)
15+ Strikeouts in a Game:..... Joba Chamberlain (15) vs. New Mexico (2/25/05)

Struck out 4 Batters in an Inning: Michael Mariot (6th inn.) vs. Texas A&M (4/30/10)

Lost a Game Without Giving Up an Earned Run:Shay Schanaman vs. BYU (4/15/22)

LAST TIME NEBRASKA HAD...

25+ Runs:..... 50 vs. Chicago State (3/16/99)
20+ Runs:..... 21 at UC Riverside (2/15/99)
10 Runs in an Inning:..... 11 at Baylor (1st) (2/14/20)

20+ Hits:..... 20 vs. Northwestern (4/16/23)

Every Husker Starter Had a Hit:..... vs. Northern Colorado (3/8/23)
Every Husker Starter Scored a Run:..... vs. Northern Colorado (3/8/23)
Every Husker Starter Had a Hit and Scored a Run:.. vs. No. Colorado (3/8/23)

0 Strikeouts on Offense:..... vs. UNLV (3/30/14)

0 Walks on Offense:..... vs. TCU (2/27/22)

10+ Doubles:..... vs. Creighton (11) (5/18/10)
9+ Doubles:..... vs. Creighton (11) (5/18/10)
8+ Doubles:..... vs. Vanderbilt (8) (3/3/23)
7+ Doubles:..... vs. Vanderbilt (8) (3/3/23)
3 Consecutive Doubles:..... M. Waldron, J. Acker, M. Hagge at Cal Poly (3/25/17)

3 Triples:..... at UT Arlington (3) (3/5/22)

9 HRs:..... vs. Chicago State, March 16, 1999
7 HRs:..... vs. Northwestern (4/16/23)
6 HRs:..... vs. Northwestern (4/16/23)
5 HRs:..... vs. Northwestern (4/16/23)
Back-to-Back Homers:... M. Anderson/G. Anglim (6th inn.) vs. Northwestern (4/16/23)
3 Consecutive Homers:... J. Dalton/D. Erstad/D. Dukart vs. Iowa State (5/15/94)
2 Homers in an Inning:... M. Anderson/G. Anglim/G. Swansen (6th inn.) vs. Northwestern (4/16/23)
3 Homers in an Inning:... M. Anderson/G. Anglim/G. Swansen (6th inn.) vs. Northwestern (4/16/23)

3 Triples:..... at UT Arlington (3) (3/5/22)

2 Grand Slams in a Game:..... Dan Wright/Jeff Leise vs. Western Illinois (4/19/00)
Grand Slams in Back-to-Back Games:..... M. Anderson/L. Sartori at Ohio State (4/2-3/22)

10+ Stolen Bases:..... 10 vs. Peru State (5/6/96)
7+ Stolen Bases:..... 7 vs. Kansas State (4/26/22)

Rallied from a 10-run deficit:..... vs. North Dakota (Trailed 10-0, won 11-10) (3/30/10)
Rallied from a deficit of 7 runs/greater:..... vs. Ohio State (Trailed 9-2, won 11-9) (5/22/21)
Rallied from a deficit of 6 runs/greater:..... vs. Ohio State (Trailed 9-2, won 11-9) (5/22/21)
Rallied from a deficit of 5 runs/greater:..... vs. Ohio State (Trailed 9-2, won 11-9) (5/22/21)

Was shut out – General:..... at Iowa (8-0) (4/22/23)
Was shut out – At Home:..... vs. Iowa (1-0) (4/29/22)
Was shut out – On the Road:..... at Iowa (8-0) (4/22/23)

Held to 2 or fewer hits:..... 2 vs. Iowa (4/29/22)

Swept a Conference Series:..... vs. Northwestern (3-0) (4/14-16/22)
Were Swept in a Conference Series:..... at Iowa (3-0) (4/21-23/23)
Were Swept in a Conference Series at Home: Rutgers (0-3), April 8-10, 2022

Allowed 2 hits or less:..... at Michigan (10 inn.) (4/7/23)
Walked 10+:..... at Iowa (10) (4/21/23)
Walked 15+:..... Wichita State (17) (3/18/16)

Struck out 15+ Batters:..... vs. North Dakota State (16 in 9 inn.) (3/28/23)
Struck out 30+ in a 3-Game Series:..... at Michigan (31 in 3 games) (4/7-9/23)

Walk-Off Win:..... Griffin Everitt, 6-5 vs. Omaha (9 inn.) (3/14/22)
2-Straight Walk-Off Wins:..... Pat Kelly (Illinois) & Tanner Lubach (Ohio St.) (3/17-21/14)

2-Straight Complete Games:..... Chance Sinclair & Aaron Bummer (Ohio State) (4/4-5/14)
3-Straight Complete Games:..... C. DeLeon, C. Sinclair & A. Bummer (Ohio St.), (4/4-6/14)

A Player Ejection:..... Michael Pritchard vs. UC Irvine (DH 1) (3/15/14)
A Head Coach Ejection:..... Will Bolt at San Diego (2/19/23)
An Assistant Coach Ejection:..... Eric Newman vs. Kansas (4/20/08)

Turned a Triple Play:..... vs. Northern Colorado (3/27/07)
Had a Triple Play Turned Against:..... vs. Michigan State (5/13/17)

7 Errors in a Game:..... vs. Kansas State (3/11/97)
6 Errors in a Game:..... vs. Michigan (6) (5/25/19)
5 Errors in a Game:..... vs. Michigan (6) (5/25/19)

Scored in every inning (9 inn.):..... vs. Texas Tech (W, 12-8) (5/23/02)
Lost a game without giving up an earned run:..... vs. BYU (Lost 3-2) (4/25/22)

LAST TIME A NEBRASKA OPPONENT HAD...

4 Hits in a Game:..... Keaton Anthony (4) at Iowa (4/21/23)
5 Hits in a Game:..... Parker Coddou (5) vs. Nicholls (3/19/23)

7 RBI in a Game:..... Jack Costello (7), at San Diego (2/20/23)

Hit for the Cycle:..... Parker Coddou vs. Nicholls (3/19/23)

2 Home Runs:..... RJ Schreck vs. Vanderbilt (3/3/23)
3 Home Runs:..... Jeff Larish, Arizona State (6/21/05)
3 Home Runs in a Series:..... Kevin Sim, at San Diego (2/17-20/23)

A Grand Slam:..... Jack Costello, at San Diego (2/20/23)
2 Grand Slams in a Game:..... at Wichita State (3/2/18)
3 Grand Slams in a Series:..... at Wichita State (3/2-4/18)

Back-to-Back Homers:... M. Frey/J. Obertop/T. Burton/T. Flores (5th inn.) vs. Michigan (3/25/22)
Back-to-Back-to-Back Homers:..... Michigan (5th inn.) (3/25/22)
Back-to-Back-to-Back Homers:..... Michigan (5th inn.) (3/25/22)
A Walk-Off Homer:..... Eli Wilson at Minnesota (3/29/19)
Team Hit 9 HR in a Game:..... at Missouri (4/1/98)

10+ Runs in an Inning:..... Rutgers (10 in the 7th) (4/10/22)

20+ Hits in a Game:..... vs. Texas A&M-Corpus Christi (23) (3/20/22)

Stole Home:..... Bobby Whalen, at Indiana (4/23/22)

A One-Hitter:..... Matt Smith, Oklahoma State (4/24/98)
A No-Hitter:..... Jim Maddock, Missouri (13-0) (5/3/81)

A Complete Game (9 innings):..... Adam Mazur, vs. Iowa (4/29/22)

10 Strikeouts in a Game:..... Isaiah Coupet (14) at Ohio State (4/1/22)

Walk-Off Win:..... at Creighton, 6-5 (Wild Pitch in 9th) (3/21/23)
Two Walk-Off Wins in a Series:..... at Minnesota [Games 1 (HR) & 3 (WP)] (3/29-31/19)

7 Errors in a Game:..... vs. Northwestern (7) (3/31/13)



0
Cayden Brumbaugh
So. • INF



1
Luke Jensen
So. • OF




2
Casey Burnham
Gr. • OF



4
Max Anderson
Jr. • INF



5
Josh Caron
So. • C



8
Shay Schanaman
Gr. • RHP



9
Efrý Cervantes
Sr. • INF



10
Ben Columbus
Jr. • C



11
Daniel Young
RJr. • OF



12
Cole Evans
Jr. • OF



13
Mikey Pauley
Fr. • INF



14
Brice Matthews
Jr. • INF



15
Dylan Carey
Fr. • INF



16
Griffin Everitt
Sr. • C



17
Hayden Lewis
Fr. • OF



18
Garrett Anglim
RSo. • OF



19
Kyle Perry
Gr. • LHP



21
Luke Sartori
Sr. • OF



23
Bryce Hughes
Jr. • INF



24
Caleb Clark
Fr. • LHP



25
Drew Christo
So. • RHP



27
Jake Bunz
Sr. • LHP



28
Blake Mozley
Jr. • INF



30
Will Walsh
RSo. • 1B/LHP



32
CJ Hood
So. • RHP



33
Jackson Brockett
So. • LHP



34
Brett Sears
Jr. • RHP



36
Brandon Lundquist
Fr. • RHP



38
Emmett Olson
Jr. • LHP



39
Corbin Hawkins
So. • RHP



41
JC Gutierrez
Fr. • LHP



42
Jalen Worthley
Fr. • LHP



43
Austin Berggren
Fr. • RHP



44
Gabe Swansen
So. • OF



46
Zach Johnson
Jr. • C



48
Sam Novotny
Fr. • RHP



49
Will Rizzo
RFr. • RHP



51
Mason Ornelas
Gr. • RHP



52
Michael Garza
Gr. • RHP



54
Trey Frahm
Jr. • RHP



55
Jace Kaminska
Jr. • RHP



99
Charlie Fischer
Gr. • UTIL



Will Bolt
Head Coach



Jeff Christy
Assistant Coach



Lance Harvell
Assistant Coach



Danny Marcuzzo
Volunteer Assistant