

husker

S O C C E R



N

2019 NEBRASKA

S O C C E R G U I D E





NEBRASKA SOCCER

2019 MEDIA GUIDE

THIS IS NEBRASKA	1-26
Table of Contents.....	1
This is Nebraska Soccer.....	2-3
Beyond Nebraska: International Huskers and Huskers in the Pros.....	4-5
Soccer Facilities.....	6-7
World-Class Facilities.....	8-9
Athletic Medicine.....	10-11
Student-Athlete Experience.....	12-13
Academic Success and Academic Experience.....	14-17
Nebraska Life Skills.....	18-19
Scotland Trip.....	20-21
Nebraska's National Power.....	22-23
The University of Nebraska.....	24-25
Adidas.....	26
INTRODUCTION	27-29
2019 Schedule.....	27
2019 Roster.....	28-29
NEBRASKA	
COACHES AND STAFF	30-36
Head Coach John Walker.....	30-31
Assistant Coaches Marty Everding and Ian Bridge.....	32
Athletic Administration and Soccer Support Staff.....	33
Athletic Director Bill Moos.....	34
University Administration and Board of Regents.....	35-36
2019 HUSKERS	37-59
Returning Seniors.....	37-42
Returning Juniors.....	43-47
Returning Sophomores.....	48-55
Redshirt Freshmen.....	56
Freshmen.....	56-59
2019 OPPONENTS	60-62
Regular Season Opponents.....	60-61
Other Big Ten Teams and Exhibition Opponents.....	62
Big Ten Tournament and NCAA Tournament.....	62
2018 SEASON REVIEW	63-65
Season Results.....	63
Season Statistics.....	64
Big Ten Season and NCAA Tournament.....	65
RECORDS	66-95
Individual Honors and Awards.....	66-70
Beyond Nebraska.....	71
Individual Game Records.....	72
Individual Season Records.....	73
Individual Career Records.....	74-75
Year-by-Year Individual Leaders.....	76-77
Team Game Records.....	78
Team Season Records.....	79
Year-by-Year Team Statistics.....	80-81
Conference Tournament Records.....	82-83
NCAA Tournament Records.....	84-85
All-Time Results.....	86-87
Year-By-Year Results.....	88-92
Coaching History and Records.....	92
Nebraska's All-Time Letterwinners.....	93-95
MEDIA SERVICES	96
Media Services and Information.....	96

THIS IS NEBRASKA

In its first 25 years, the Nebraska soccer program, under the direction of Coach John Walker, has competed among the nation's elite in collegiate soccer on an annual basis. Walker took the reins of the Husker program during its inaugural season in 1994, and has developed teams to compete for conference championships and the NCAA Tournament.

Nebraska has earned 327 wins and made 12 NCAA Tournament appearances, including eight trips to the NCAA Sweet 16 and a pair of Elite Eight berths. In that time, the Huskers also won a conference-best five Big 12 Tournament titles and had 70 student-athletes earn first-team All-Big 12 honors. The Huskers transitioned to the Big Ten Conference in 2011, adding 26 all-conference honors and claiming both the Big Ten regular-season and tournament titles in 2013. Nebraska's athletes consistently go on to find success at the next level of soccer as professional and national team players, including Haley Hanson, who has spent time playing for the U.S. Women's National Team after being drafted seventh overall in the 2018 NWSL Draft by the Houston Dash.

One of the reasons Nebraska has been able to develop a successful program is the level of dedication shown by the University. From its humble beginnings off campus at the Abbott Sports Complex, the soccer program now enjoys state-of-the-art facilities, including administrative offices, locker rooms and indoor training areas, located in the heart of campus. In 2019, the Huskers will play their fifth season at Barbara Hibner Stadium, which was part of a \$20.4 million project in conjunction with the Nebraska Soccer and Tennis Complex. The new soccer facilities include one outdoor, lighted, full-sized competition field with seating for approximately 2,500 spectators. With a wealth of support and a history of success, Nebraska soccer expects to contend for more championships in the years to come.



Above: The Nebraska soccer program has been built on the strong support of top coaches and players, including (from left): Coach John Walker, who has guided NU to a 327-158-44 record in the past 25 years; Savannah Uveges, who earned third-team All-Big Ten honors after scoring eight goals in 2018; Sinclair Miramontez, who garnered first-team All-Big Ten and All-Region accolades in 2018; and Brenna Ochoa, who has led the Huskers in assists each of the last two seasons.

Right: The Nebraska soccer program has 10 conference titles in team history, including the 2013 Big Ten Championship (regular-season and tournament titles). Before joining the Big Ten, the Huskers won eight Big 12 championships, including a league-leading five conference tournament titles. NU's five Big 12 Tournament titles came in 1996, 1998, 1999, 2000 and 2002. The Huskers also claimed regular-season crowns in 1996, 1999 and 2000.



SOCCER

HUSKERS DRAW A CROWD AT HIBNER STADIUM

2015
AVERAGE ATTENDANCE: 1,381
NCAA RANK: 13TH
BIG TEN RANK: 1ST
TOTAL ATTENDANCE: 12,427
2016
AVERAGE ATTENDANCE: 1,182
NCAA RANK: 18TH
BIG TEN RANK: 2ND
TOTAL ATTENDANCE: 13,002
2017
AVERAGE ATTENDANCE: 1,064
NCAA RANK: 21ST
BIG TEN RANK: 2ND
TOTAL ATTENDANCE: 9,579
2018
AVERAGE ATTENDANCE: 1,029
NCAA RANK: 21ST
BIG TEN RANK: 2ND
TOTAL ATTENDANCE: 10,287


NEBRASKA SOCCER BY THE NUMBERS

2

NCAA
Elite Eight
appearances
in program
history

6

Conference
Tournament
titles

8

Seasons
advancing to
the Sweet 16
in the NCAA
Tournament

11

World Cup
competitors

12

NCAA
Tournament
appearances

25

Seasons
under John
Walker, the
only head
coach in NU
soccer history

19

All-America
awards from
13 student-
athletes

96

All-
Conference
selections

327

All-time
victories in
Nebraska
soccer history

INTERNATIONAL HUSKERS

WORLD CUP HUSKERS

» 11 FORMER HUSKERS HAVE COMPETED IN 17 WORLD CUP COMPETITIONS SINCE THE EVENT'S INCEPTION IN 1991

- Sasha Andrews, Defender • Canada, 2003
- Tanya Dennis, Defender • Canada, 2003, 2007
- Tanya Franck, Defender • Canada, 1999
- Selenia Iacchelli, Midfielder • Canada, 2015
- Christine Latham, Forward • Canada, 2003
- Karina LeBlanc, Goalkeeper • Canada, 1999, 2003, 2007, 2011, 2015
- Isabelle Morneau, Defender • Canada, 1995, 1999, 2003
- Sharolta Nonen, Defender • Canada, 1999, 2003
- Ari Romero, Defender • Mexico, 2015
- Brittany Timko, Midfielder • Canada, 2003, 2007, 2011
- Amy Walsh, Midfielder • Canada, 1999, 2007

OLYMPIC HUSKERS

- Karina LeBlanc, Goalkeeper • Canada, 2008, 2012
- Brittany Timko, Midfielder • Canada, 2008, 2012
- Amy Walsh, Midfielder • Canada, 2008

ALL-TIME CANADIAN CAPS LEADERS

1. Christine Sinclair.....286
2. Diana Matheson.....203
3. Sophie Schmidt.....188
4. Rhian Wilkinson.....181
5. Desiree Scott.....148
6. Andrea Neil.....132
7. **Brittany (Timko) Baxter.....132**
8. Charmaine Hooper.....129
9. Melissa Tancredi.....125
10. Erin McLeod.....118
11. Candace Chapman.....114
12. Rande Hermus.....113
13. **Karina LeBlanc.....110**
14. **Amy Walsh.....102**
15. Kaylyn Kyle.....101
16. Carmelina Moscato.....94
17. Kadeisha Buchanan.....92
19. **Isabelle Morneau.....87**
20. Emily Zurrer.....82
21. Robyn Gayle.....81
22. Ashley Lawrence.....80
23. Silvana Burtini Gerela.....77
24. Kristina Kiss.....75
25. Geraldine Donnelly.....71
- Jonelle Filigno.....71
- Marie-Eve Nault.....71
28. Jessie Fleming.....69
29. Allysha Chapman.....68
30. Melanie Booth.....65
- Stephanie Labbé.....65
32. **Sharolta Nonen.....63**

Note: Former Huskers in red

Haley Hanson (top left) made her first cap for the U.S. Women's National Team on April 8, 2018 in a friendly against Mexico. Isabelle Morneau (top right), who played for Nebraska from 1996 to 1999, ranks 19th on Canada's all-time caps list. All-American Ari Romero (second row left) played in her first World Cup in 2015 for Mexico. Selenia Iacchelli (second row right) made her first World Cup appearance in 2015, helping the Canadians to a trip to the quarterfinals. Karina LeBlanc (third row left), who played for Nebraska from 1997 to 2000, made five straight World Cup appearances from 1999 to 2015 before announcing her retirement. All-American Christine Latham (third row right), who played for the Huskers from 1999 to 2002, was responsible for three of Canada's goals in the 2003 World Cup. Former Husker Brittany Timko (bottom left) is tied for sixth on Canada's all-time caps list. Amy Walsh (bottom right) ranks 14th all-time on the Canadian caps leaders chart.



HUSKERS IN THE PROS

WUSA (2000-2003)

2000

Sharolta Nonen, Atlanta Beat • 3rd round, 17th overall pick
 Jenny Benson, Philadelphia Charge • 3rd round, 18th overall pick
 Karina LeBlanc, Boston Breakers • 3rd round, 21st overall pick
 Amy Walsh, Bay Area Cyber Rays • 3rd round, 24th overall pick
 Lindsay Eddleman, Boston Breakers • 13th round, 102nd overall pick
 Rebecca Hornbacher, New York Power • 13th round, 110th overall pick
 Kim Engesser, Atlanta Beat • 14th round, 113th overall pick

2001

Becky Hogan, Boston Breakers • 3rd round, 19th overall pick
 Meghan Anderson, Carolina Courage • 3rd round, 20th overall pick

2002

Breanna Boyd, Carolina Courage • 1st round, 8th overall pick
 Christine Latham, San Diego Spirit • 2002 Discovery Player

WPS (2009-2012)

2009

Karina LeBlanc, Los Angeles Sol • 1st round, 5th overall pick
 Christine Latham, Boston Breakers • 2009 Discovery Player
 Sharolta Nonen, Los Angeles Sol • Signed as a free agent in 2009

2010

Carly Peetz, Boston Breakers • 6th round, 52nd overall pick

NWSL (2012-PRESENT)

2014

Jordan Jackson, Houston Dash • 4th round, 28th overall pick
 Ari Romero • Allocated to Seattle Reign, Expansion Drafted by Houston Dash

2017

Jaycie Johnson, North Carolina Courage • 3rd round, 27th overall pick
 Caroline Flynn, Portland Thorns FC • 4th round, 40th overall pick

2018

Haley Hanson, Houston Dash • 1st round, 7th overall pick



Haley Hanson (top left) became Nebraska's most recent draft pick on Jan. 18, 2018 when she was selected seventh overall by the Houston Dash in the NWSL Draft. Christine Latham (top right) played in both the WUSA and WPS. Ari Romero (second row left) and Jordan Jackson (second row right) each joined the Houston Dash in 2014 after helping Nebraska capture a pair of Big Ten titles in 2013. Meghan Anderson (third row left) and Breanna Boyd (third row right) were two of 11 former Huskers to play in the WUSA, a league which ran from 2000 to 2003. Karina LeBlanc (bottom left) and Sharolta Nonen (bottom right) are also among the former Huskers who continued their careers professionally.

SOCCER FACILITIES

The home of the Huskers, Barbara Hibner Stadium and Hibner Field, and its surrounding facilities provide NU players with every tool needed to be successful. The facility, which opened in 2015, is located just north of Nebraska's Innovation Campus and the Bob Devaney Sports Center.

Part of the \$20.4 million Nebraska Soccer and Tennis Complex and approved by the University of Nebraska Board of Regents in 2013, the facility features a championship field, stadium lights, stadium seating, a fun zone for kids and dazzling views of downtown Lincoln. Hibner Stadium seats up to 2,500 and has direct access to restrooms, concessions and other fan amenities.

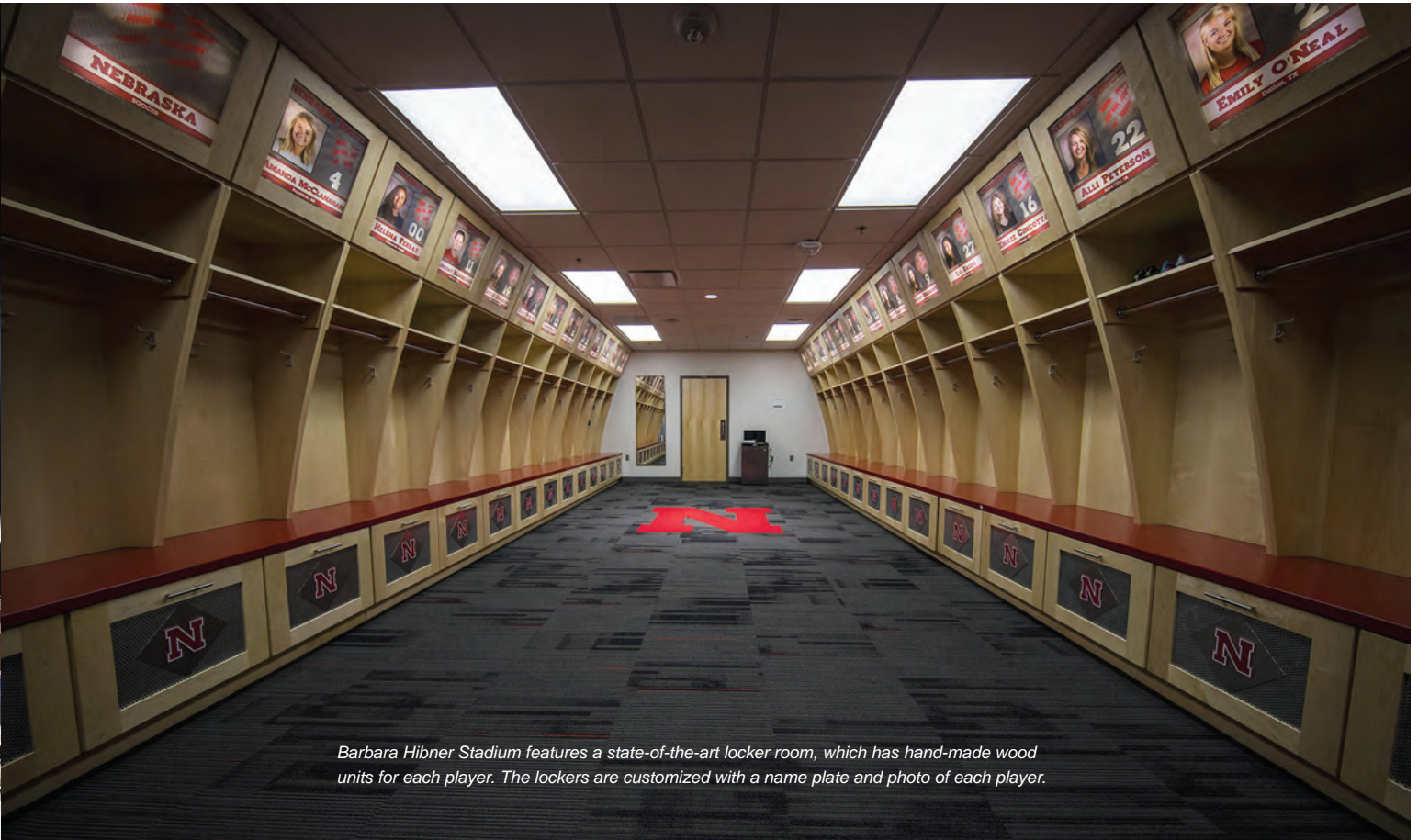
When it's not gameday, the Huskers can be found in the Hawks Championship Center, which houses offices, locker rooms, meeting rooms and indoor practice facilities for the Nebraska soccer program. Nebraska is one of the few schools in the nation with all of its soccer facilities located on campus.



Right: Named after former Nebraska Senior Women's Administrator Barbara Hibner, Hibner Field features real grass with in-ground irrigation systems and has stadium lighting for night games.

Below: Hibner Stadium's grandstand seats 1,800, with access to open chairback seating in the center. The overall stadium capacity is 2,500, which includes berm seating and standing room only from the elevated viewing deck.





Barbara Hibner Stadium features a state-of-the-art locker room, which has hand-made wood units for each player. The lockers are customized with a name plate and photo of each player.



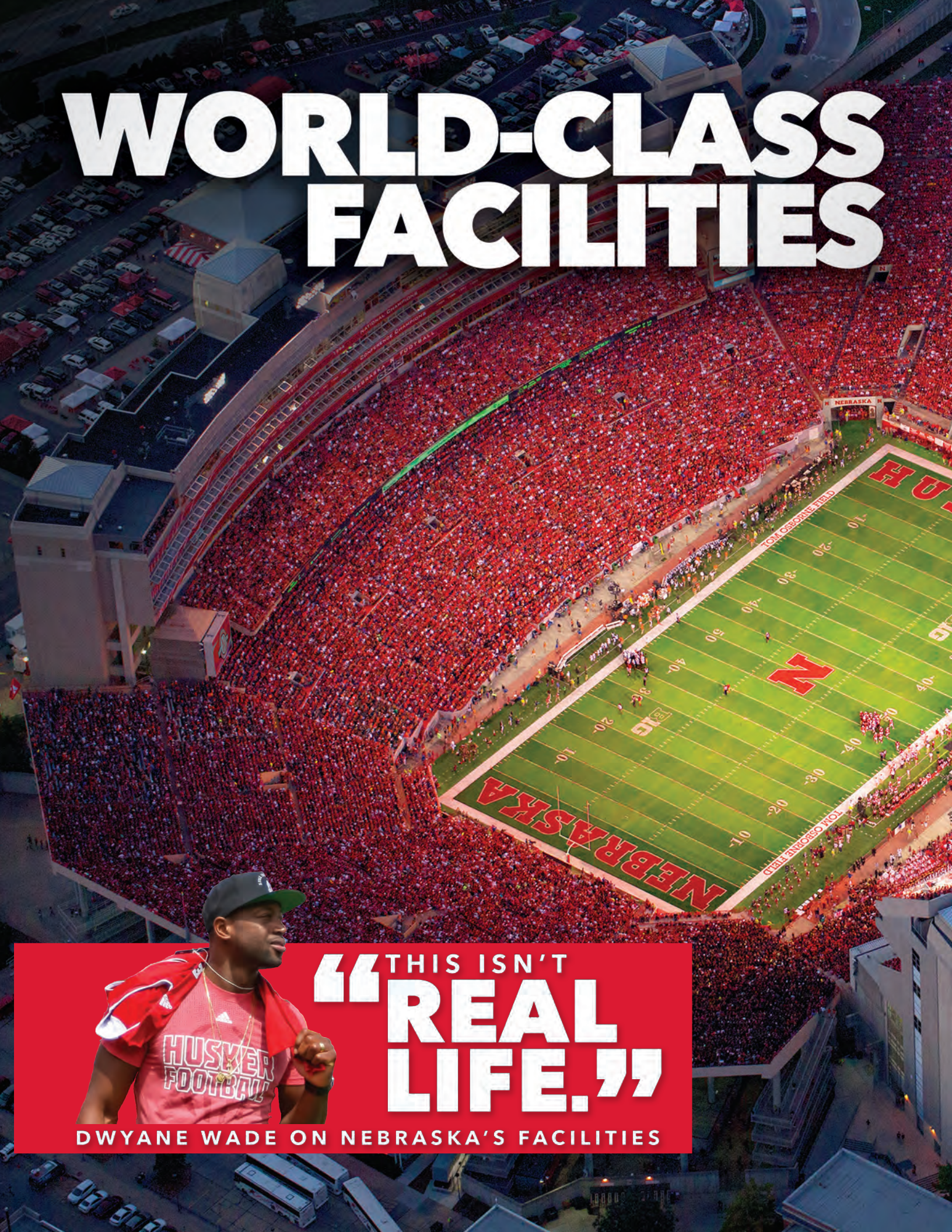
Below right: The Hawks Championship Center opened for the soccer team during the spring of 2006. The magnificent facility features FieldTurf ideal for year-round indoor training for the Huskers.

Left: Named after a former Husker defender, the Jenna Cooper Team Room includes a flat screen, high-definition television, a conference table and a lounge area for hosting team meetings and other gatherings. Players and coaches have ample space to view game or practice video, giving them a greater edge in preparing for competition.

Below left: An inside view of the Hawks Championship Center shows the plentiful space the soccer program can use for practice in all weather conditions. The temperature-controlled space also opens onto extra grass practice fields.



WORLD-CLASS FACILITIES



THIS ISN'T
“REAL LIFE.”

DWYANE WADE ON NEBRASKA'S FACILITIES



PINNACLE BANK ARENA



HAWKS FIELD



BOB DEVANEY SPORTS CENTER



BARBARA HIBNER STADIUM



ATHLETIC MEDICINE

ATHLETIC MEDICINE

Nebraska features one of the most well-trained and highly skilled athletic medicine staffs in the country. Under the guidance of Director of Athletic Medicine Dr. Lonnie Albers, Head Athletic Trainer and Physical Therapist Jerry Weber (pictured, bottom) and Soccer Athletic Trainer Lisa Loewenstein, the 2019-20 Nebraska athletic medicine staff consists of five physicians, 13 full-time athletic trainers and eight graduate assistant athletic trainers.

Nebraska's medical facilities have long been among the nation's best, and NU's athletic medicine center within the Tom and Nancy Osborne Athletic Complex will keep the Huskers on the front line of technology for decades to come. In addition to Nebraska's North Stadium facility, Haymarket Park, the Bob Devaney Sports Center, Pinnacle Bank Arena and the Nebraska Soccer and Tennis Complex all feature athletic medicine areas. The Devaney Center's Athletic Medicine facility underwent an extensive expansion as part of the Hendricks Training Complex addition in 2011.

Nebraska uses advanced equipment, including two anti-gravity treadmills (pictured, top) to help athletes precondition after injuries. Nebraska's Athletic Medicine Center also features a hydrotherapy area that includes a three-level laned pool, as well as hot and cold plunge tanks (pictured, middle). The Hydroworx 1000 Treadmill Pool is equipped with two cameras underwater for evaluation and assessment.

SPORTS PSYCHOLOGY

Continuing its commitment to complete care for all student-athletes, Nebraska has four full-time in-house athletic psychologists and a sports psychiatrist who work directly with student-athletes, teams and coaches. Under the leadership of Senior Associate Athletic Director - Performance Dr. Todd Stull and Director of Sports Psychology Dr. Brett Haskell, the Huskers' sports psychology staff provides counseling, psychological services, mental skills training, teambuilding and leadership development services for each of Nebraska's 24 sports and more than 600 Husker student-athletes. The staff works directly with student-athletes to help them develop skills to enhance personal well-being, address mental health and substance use issues to optimize performance.



ALTER-G TREADMILLS



HYDROTHERAPY POOLS



ON-SITE X-RAY FACILITY

A LIFETIME EXPERIENCE



STUDENT-ATHLETE EXPERIENCE

Nebraska Athletics is one of the few self-sustaining athletic programs in the country. In 2018-19, all 10 of Nebraska's ticketed sports where attendance is tracked ranked in the top 30 nationally in average attendance, including five sports that ranked in the top 10. This incredible interest and support enables Nebraska Athletics to invest in the student-athlete experience, as well as the overall gameday experience.

Nebraska is a leader in providing all the resources and support necessary for student-athletes to become successful in Academics, Athletics and Life. Nebraska will continue to strategically plan for avenues to strengthen the resources to support more than 600 Husker student-athletes across 24 sports.

UNMATCHED SUPPORT

In August of 2014, the NCAA Division I Board of Directors restructured the way member institutions and conferences, including the Big Ten, govern themselves. Nebraska has a great history and tradition of providing unmatched benefits and support to student-athletes. However, this change in governance, and subsequent legislation, paved the way for Nebraska to enhance the benefits and experiences for student-athletes. A few examples of these enhanced benefits are:

- All scholarship student-athletes have their scholarship calculated based on the full cost of attendance.
- Each student-athlete is offered a free Apple MacBook Air laptop computer to enhance their learning opportunities.
- Nebraska has increased resources and support in all academic and performance related areas including but not limited to Academic Services, Life Skills, Athletic Medicine, Athletic Training, Strength and Conditioning, Nebraska Athletic Performance Laboratory, Nutrition and Sports Analytics.
- As part of Nebraska's innovative Post-Eligibility Opportunity (PEO) program, every student-athlete graduate who has exhausted their athletic eligibility has the opportunity to pursue (with Nebraska support) an internship, participate in a study abroad program or attend graduate school within the University of Nebraska system.




FREE MACBOOK AIR LAPTOPS



PERSONALIZED NUTRITION PLANS

ACADEMIC SUCCESS





SAMI REINHARD, 2018 GRADUATE



ALEXIS RIENKS, 2018 GRADUATE



SAVANNAH UVEGES, TWO-TIME ACADEMIC ALL-BIG TEN

2018-19 ACADEMIC HIGHLIGHTS

338 ALL-TIME CoSIDA ACADEMIC ALL-AMERICANS
(leads nation across all sports)
108 Football CoSIDA Academic All-Americans
(leads all sports, all-time)

38 Volleyball CoSIDA Academic All-Americans
(leads all women's sports, all-time)

30 Softball CoSIDA Academic All-Americans
(No. 3 among all women's sports, all-time)

47 Men's & Women's Track & Field/
Cross Country CoSIDA Academic All-Americans
(leads nation since CoSIDA added team in 2002)

2018-19 CoSIDA ACADEMIC ALL-AMERICANS (5)

Anton Stephenson (Men's At-Large, First Team)
Lindsay Helferich (Women's At-Large, Second Team)

Angela Mercurio (Women's Track & Field, Second Team)

Kevin Cahoy (Men's Track & Field, Third Team)
Marina Cozac (Women's At-Large, Third Team)

NCAA POSTGRADUATE SCHOLARSHIPS (2)

(\$10,000 scholarships)
Angela Mercurio (Women's Track & Field)

Anton Stephenson (Men's Gymnastics)

BIG TEN POSTGRADUATE SCHOLARSHIPS (2)

(\$7,500 scholarships)
Angela Mercurio (Women's Track & Field)

Anton Stephenson (Men's Gymnastics)

BIG TEN WAYNE DUKE SCHOLARSHIP (1)

(\$10,000 scholarship)
Anton Stephenson (Men's Gymnastics)

ARTHUR ASHE JR. SPORTS SCHOLARS (15)

Bri Cassidy, Natalie Cooke, Jordan De Spong,
Alexa Fernandez, Petra Luteran, Adrian Martinez,
Angela Mercurio, Brenna Ochoa, Estefania Prieto,
Theresa Pujado, Nina Radulovic, McKenna Rezny,
Andrew Thurman, Givon Washington, Brittni
Wolczyk

MALE STUDENT-ATHLETE OF THE YEAR

Anton Stephenson (Men's Gymnastics)

FEMALE STUDENT-ATHLETE OF THE YEAR

Mikaela Foecke (Volleyball)

BIG TEN MEDAL OF HONOR WINNERS

Anton Stephenson (Men's Gymnastics)
Mikaela Foecke (Volleyball)

BIG TEN SPORTSMANSHIP AWARD WINNERS

Tyler Berger (Wrestling)
Meghan Straub (Bowling)

HERMAN TEAM GPA AWARD WINNERS

Men's Cross Country (3.173 GPA)
Women's Tennis (3.493 GPA)

NEBRASKA SCHOLAR-ATHLETE

HONOR ROLL SELECTIONS (743)

(3.0 GPA or above)
Fall (400); Spring (343)

ACADEMIC ALL-BIG TEN SELECTIONS (253)

(3.0 GPA or above)

HUSKER GRADUATES (128)

10, August 2018
43, December 2018
75, May 2019

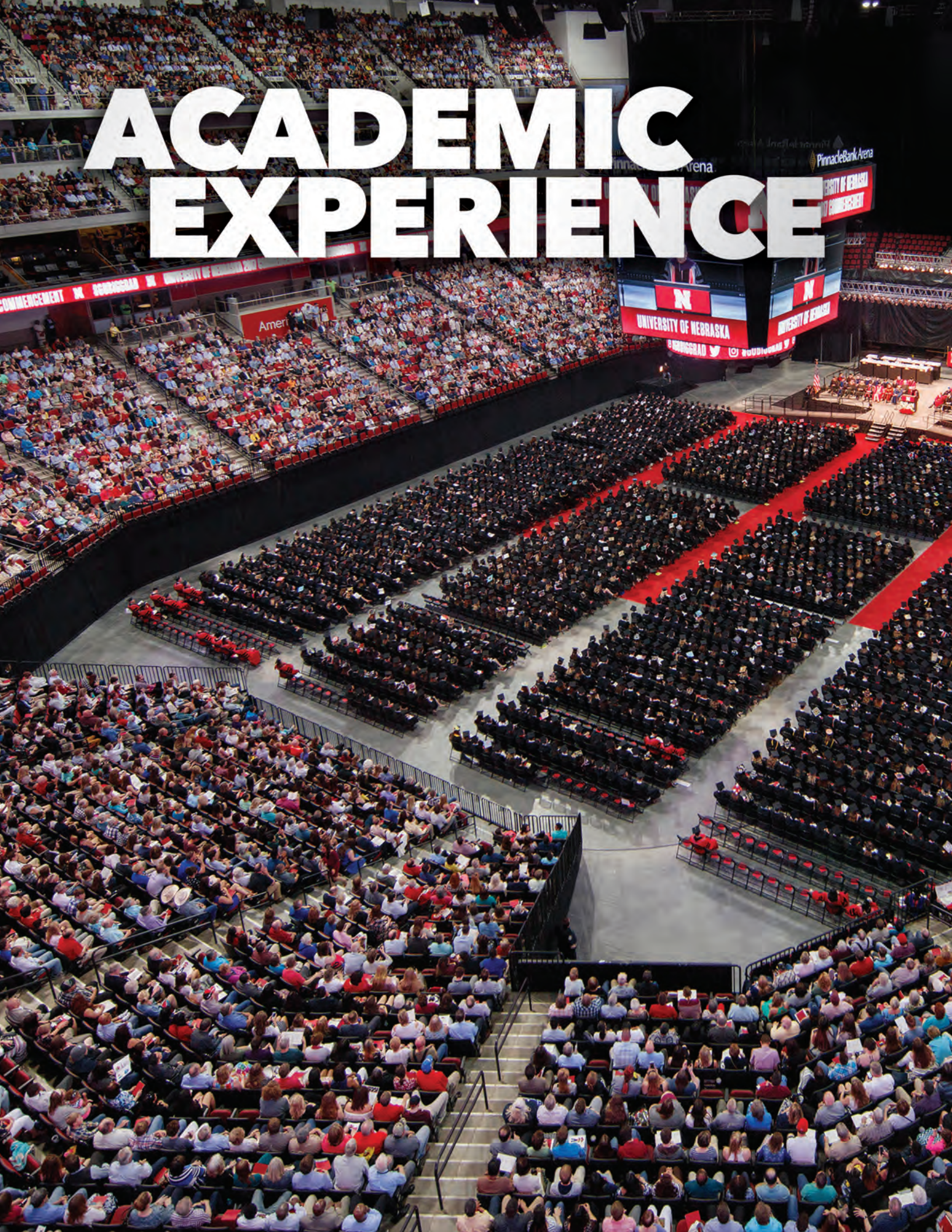
PERFECT 4.0 GPA SEMESTERS (118)

Fall (57); Spring (61)

BIG TEN DISTINGUISHED SCHOLARS (77)

(3.7 GPA or better, 2018-19)

ACADEMIC EXPERIENCE





90% OVERALL GRADUATION RATE



STUDENT LIFE COMPLEX

ACADEMIC ALL-AMERICANS
DIVISION I SCHOOLS, ALL TIME



338



262



237

ACADEMIC COUNSELING

Eight academic counselors, three learning specialists and two assistant academic counselors are in place to monitor daily academic progress, receive consistent course feedback, assist with the advising/registration process and monitor eligibility and progress toward graduation.

TUTORIAL SUPPORT

A tremendous resource for all academic abilities, unlimited tutorial support from approximately 75-100 tutors on staff is available from day one up to college graduation in all subject areas. The tutorial program is certified as a model tutoring program by the College Reading and Learning Association.

STUDY HALL

Nebraska's study hall program is housed in the Scott Technology Center within the Student Life Complex. Student-athletes attend a supervised, flex-time study hall that features day, evening and weekend hours. Student-athletes are required to complete a specific number of study hours each week as determined by their academic counselor and/or coach. Additional performance-based or tutor-based study hall also may be determined by the academic counselor.

MENTORING

Academic support staff serve as mentors to all incoming student-athletes and select returning student-athletes. The student-athletes meet with their mentor weekly to develop time management skills, gather and report academic progress information and discuss academic success strategies.

EDUCATIONAL ASSESSMENTS

Assessments are administered upon the request of the student-athlete, academic counselor, or coach. Learning specialists are available to administer and score informal assessments, which include a reading comprehension and a writing assessment. When more in-depth assessments are necessary, referrals are made to a consulting neuropsychologist who conducts the assessments. If it is determined a student-athlete has a learning disability or another medical condition that impedes the student from reaching their academic potential, appropriate accommodations are implemented by the Office of Services for Students with Disabilities.

ORIENTATION

Each new student-athlete attends an orientation at the beginning of their academic career. Student-athletes are introduced to staff, faculty, administrators, and a variety of resources that help facilitate the transition into college while enhancing awareness of support services in the Athletic Department and across campus.

PERSONAL COUNSELING

Student-athletes will find a supportive and caring environment at Nebraska. Transitional issues, stress management, time management, academic focus and problem resolution are all addressed in a proactive manner throughout the year. If necessary, counseling referrals are also made to designated practitioners.

COMPUTER RESOURCES

New laptops are provided to all student-athletes for use during their academic career at Nebraska. The Herman Student Life Complex has printers and desktop computers available for student-athletes to use in the facility.



LIFE SKILLS



SCHOOL VISITS & READ-A-THONS



MAKE-A-WISH FAMILY PARTY

The Life Skills staff provides proactive education to all incoming and returning student-athletes designed to promote responsible decision-making, enhance one's personal brand and preparing student-athletes for life after sports. Interactive presentations are delivered during summer bridge sessions, orientations and year-by-year tiered development workshops.

INDIVIDUAL MEETINGS

Every Nebraska student-athlete is assigned a Life Skills staff member who will assist with personal and career development. The meetings help each student-athlete identify a career focus and implement a plan to increase career marketability.

CAREER COMMITMENT & NETWORKING

Nebraska Life Skills organizes an annual Student-Athlete Career Fair Networking Night and other career events aimed at connecting Huskers with companies desiring competitive, hard-working, accountable candidates. Athlete Network and UNL's Handshake Link provide opportunities to explore career opportunities across the country.

COMMUNITY OUTREACH

Nebraska student-athletes readily accept the role-model challenge, collectively giving more than 8,000 hours annually to impact thousands across the state of Nebraska. Outreach events include but are not limited to hospital visits, mentoring, school assemblies, statewide rallies, Make-A-Wish, School is Cool and Husker Heroes. During the 2018-19 academic year, 384 Husker student-athletes completed at least six service projects to earn a spot on the coveted Tom Osborne Citizenship Team.

LEADERSHIP

Nebraska Life Skills provides student-athletes with countless opportunities to enhance leadership skills while distinguishing themselves from the competition. Student-athletes can be members of the Student-Athlete Advisory Committee, Nebraska Football Road Race, Inner Circle, N-Vest or N-VOLVED. UNL offers more than 600 recognized student organizations allowing athletes to collaborate with other campus leaders for common goals. Nebraska Life Skills has funded and coordinated an annual service abroad trip that allows 20 student-athletes to work together toward a common goal while enriching cultural competencies.

RECOGNITION

In 2018-19, 76 Husker Football student-athletes were named to both the Tom Osborne and Brook Berringer Citizenship teams for completing a minimum of six service projects in the calendar year. A host of other recognition opportunities at the institutional, Big Ten and NCAA levels that all reflect the high ideals, character and servant leadership nurtured through community involvement also are available.

POST-ELIGIBILITY OPPORTUNITIES

Since 2015, every student-athlete who letters and graduates will have a three-year window to benefit from one of three post-eligibility opportunities each valued at \$7,500. Upon completion of required seminars, graduates can either study abroad, complete an internship or begin graduate school within the University of Nebraska-Lincoln or the University of Nebraska Medical Center.

DIVERSITY AND INCLUSION

The Life Skills program also is responsible for all Diversity and Inclusion initiatives for Husker Athletics. Since 2016, the Diversity and Inclusion Summit has reached all student-athletes and staff with programming emphasizing respect, acceptance and unity. Numerous other special events are coordinated in collaboration with campus departments highlighting the diversity within Husker Nation. N-Vest is a new mentoring program aimed at fostering successful transitions while connecting participating athletes with campus or community mentors to aid in personal and career development.

SCOTLAND SKERS

IN JUNE, THE NEBRASKA SOCCER TEAM SPENT NEARLY TWO WEEKS IN SCOTLAND FOR ITS INTERNATIONAL TRIP. THE HUSKERS WON ALL FIVE OF THEIR GAMES AND ALSO SPENT TIME EXPLORING THE COUNTRY.

“ THIS TRIP HAS BEEN AN

AMAZING OPPORTUNITY.

EXPERIENCING LIFE AND TAKING ADVENTURES WITH TEAMMATES BRINGS MORE UNITY ONCE WE STEP ON THE FIELD TOGETHER. ”

AUBREI CORDER, SENIOR GOALKEEPER



PADDLE BOATING IN ST. ANDREWS



ADVENTURES IN EDINBURGH



DUMBARTON FOOTBALL CLUB



EXPLORING STIRLING



NATIONAL POWERS

2018 NCAA VOLLEYBALL RUNNER-UP IN
FOURTH STRAIGHT TRIP TO THE FINAL FOUR



2019 BIG TEN INDOOR CHAMPIONS

MEN'S TRACK & FIELD



3RD PLACE AT 2019 NCAA CHAMPIONSHIP

MEN'S GYMNASTICS



5TH STRAIGHT TOP-10 NCAA FINISH
IN 2019

WRESTLING




11TH STRAIGHT TOP-4 NCAA
FINISH IN 2019

BOWLING

THE UNIVERSITY OF **NEBRASKA**





THE UNIVERSITY OF NEBRASKA

The University of Nebraska, celebrating its 150th anniversary in 2019, was chartered by the Nebraska Legislature in 1869 as the state's public university and land-grant institution. Founded in Lincoln, the University of Nebraska was expanded in 1968 into a state educational system now comprising four campuses under the guidance of a Board of Regents and a central administration. Nebraska, which joined the Big Ten Conference in 2011, is a member of the Big Ten Academic Alliance, a consortium of Big Ten universities and the University of Chicago, which has generated unique opportunities for students and faculty by sharing expertise, leveraging resources and collaborating on programs.

BIG TEN ACADEMIC ALLIANCE

As a member of the Big Ten, the University of Nebraska-Lincoln (UNL) is a member of the Big Ten Academic Alliance (BTAA), formerly the Committee on Institutional Cooperation, which is the academic consortium of the universities in the Big Ten Conference. The consortium was renamed on June 29, 2016. The BTAA includes all 14 Big Ten Institutions and the University of Chicago. The Big Ten Academic Alliances and the institutions together have annual research expenditures topping \$10.2 billion — more than the Ivy League and the University of California System combined — and they educate a total of nearly 600,000 students with approximately 50,000 full-time faculty members.

NATIONAL RANKINGS

- No. 1 Best-Value Law School (National Jurist Magazine)
- No. 1 Best-Value Online MBA in the World (Financial Times)
- No. 4 Best Online Graduate Education Programs (U.S. News & World Report)
- No. 4 Best Online Graduate Education Programs for Veterans (U.S. News & World Report)
- No. 9 Rising Star in Research Among U.S. Institutions (Springer Nature)
- No. 13 Best Online MBA Programs for Veterans (U.S. News & World Report)
- No. 21 Best Online MBA Programs (U.S. News & World Report)
- 2019 Best Value College (The Princeton Review)
- Rated Among Top Half of First Tier of Top National Universities (U.S. News & World Report)
- Rated Among Top 100 Best Values in Public Colleges (Kiplinger's Personal Finance)

N | 150

**CREATIVITY
IS THE ANSWER**

**CREATIVITY
THE ANSWER**

**CREATIVITY
THE ANSWER**



www.adidas.com/us/NEB

**CREATIVITY
IS THE ANSWER
CREATIVITY
IS THE ANSWER
CREATIVITY
THE ANSWER**

Date	Opponent	Location	Time (CT)
Saturday, Aug. 10 <i>Thursday, Aug. 15</i>	Omaha (Exhibition) <i>at Arkansas (Exhibition)</i>	Barbara Hibner Stadium <i>Fayetteville, Ark.</i>	7:05 p.m. <i>7 p.m.</i>
Thursday, Aug. 22	at Kansas	Lawrence, Kan.	7 p.m.
Friday, Aug. 30	Clemson	Barbara Hibner Stadium	7:05 p.m.
Sunday, Sept. 1	Baylor	Barbara Hibner Stadium	7:05 p.m.
Friday, Sept. 6	at Long Beach State	Long Beach, Calif.	9 p.m.
Sunday, Sept. 8	at USC	Los Angeles, Calif.	2 p.m.
Friday, Sept. 13	Oklahoma	Barbara Hibner Stadium	7:05 p.m.
Sunday, Sept. 15	Gonzaga	Barbara Hibner Stadium	1:05 p.m.
Friday, Sept. 20	at Purdue *	West Lafayette, Ind.	6 p.m.
Sunday, Sept. 22	at Indiana *	Bloomington, Ind.	Noon
Thursday, Sept. 26	Northwestern *	Barbara Hibner Stadium	6 p.m.
Sunday, Sept. 29	Illinois *	Barbara Hibner Stadium	1:05 p.m.
Thursday, Oct. 3	at Iowa *	Iowa City, Iowa	7 p.m.
Sunday, Oct. 6	at Michigan *	Ann Arbor, Mich.	Noon
Friday, Oct. 11	Maryland *	Barbara Hibner Stadium	7:05 p.m.
Sunday, Oct. 13	Rutgers *	Barbara Hibner Stadium	1:05 p.m.
Thursday, Oct. 17	at Minnesota *	Minneapolis, Minn.	4 p.m.
Sunday, Oct. 20	at Wisconsin *	Madison, Wis.	1 p.m.
Sunday, Oct. 27	Penn State *	Barbara Hibner Stadium	1:05 p.m.

BIG TEN TOURNAMENT

Sunday, Nov. 3	Big Ten Quarterfinals	Campus Sites	TBA
Friday, Nov. 8	Big Ten Semifinals	TBA	TBA
Sunday, Nov. 10	Big Ten Final	TBA	TBA

NCAA TOURNAMENT

Nov. 15, 16 or 17	NCAA First Round	Campus Sites	TBA
Friday, Nov. 22	NCAA Second Round	Campus Sites	TBA
Sunday, Nov. 24	NCAA Third Round	Campus Sites	TBA
Nov. 29 or 30	NCAA Quarterfinals	Campus Sites	TBA
Friday, Dec. 6	College Cup Semifinals	San Jose, Calif. (Avaya Stadium)	TBA
Sunday, Dec. 8	College Cup Final	San Jose, Calif. (Avaya Stadium)	TBA

*-Big Ten Conference games

Home games in **bold** played at Barbara Hibner Stadium. All times are Central and subject to change. For ticket information, call 1-800-8-BIG-RED.



Front Row (L-R): Sinclair Miramontez, Savannah Uveges, Aubrei Corder, Hannah McKinney, Brenna Ochoa, Meg Brandt
 Middle Row (L-R): Allison Ulness, Grace Brown, Kate Leachman, Dakota Chan, Makinzie Short, Kenzie Coons, Adriana Maldonado, Alicia Cardenas, Theresa Pujado
 Back Row (L-R): Sarah Thrush, Emma Marcus, Hannah Young, Kayla Mostowich, Olivia Brown, Marissa Popoola, Carly Walker, Ashley Zugay, Natalie Cooke, Kathleen Aitchison, Mila Gretzky

GENERAL INFORMATION

Location Lincoln, Neb.
 Population 280,369
 Enrollment 25,897
 Founded 1869
 Nickname Cornhuskers or Huskers
 Colors Scarlet and Cream
 Conference Big Ten
 Interim President Susan Fritz
 Chancellor Ronnie Green
 Athletic Director Bill Moos

2019 TEAM INFORMATION

Letterwinners Returning/Lost 18/5
 Newcomers 7
 Head Coach John Walker (26th season)
 Alma Mater, Year Queen's University, 1987
 Record at Nebraska 327-158-44 (.660)
 Career Record Same
 Assistant Coach Marty Everding (23rd season)
 Assistant Coach Ian Bridge (5th season)
 Volunteer Coach Brandon Roarty (2nd season)
 Soccer Office Secretary Cathy Robertson
 Soccer Office Phone 402-472-0456
 Soccer Office Fax 402-472-0455
 Home Field Barbara Hibner Stadium (2,500)

NEBRASKA SOCCER HISTORY

First Year of Soccer 1994
 Season of Nebraska Soccer in 2019 26th
 Overall All-Time Record 327-158-44 (.660)
 Conference All-Time Record 137-79-23 (.621)
 NCAA Tournament Appearances 12
 NCAA Tournament Record 17-12
 Sweet 16 Appearances 8
 Elite Eight Appearances 2
 College Cup Appearances None
 National Championships None
 Conference Regular Season Titles 4
 Big 12: 1996, 1999, 2000; Big Ten: 2013
 Conference Tournament Titles 6
 Big 12: 1996, 1998, 1999, 2000, 2002; Big Ten: 2013
 Conference Tournament Record 22-12
 All-Americans 19 (13 different players)
 CoSIDA Academic All-Americans 5
 All-Big Ten Selections (Since 2011) 26
 NWSL Draft Picks (Since 2012) 5
 World Cup Competitors 11
 All-Time Hat Tricks 34

2018 SEASON INFORMATION

Overall Record 9-7-5
 Home Record 5-3-2
 Away Record 4-3-3
 Neutral Record 0-1-0
 Big Ten Record (Place) 5-3-3 (T-5th)
 Big Ten Tournament Semifinals (1-1)
 NCAA Tournament Did Not Qualify

COMMUNICATIONS INFORMATION

Soccer Contact Connor Stange
 E-mail cstange@huskers.com
 Office Phone 402-472-6684
 Cell Phone 402-560-3758
 Ticket Office 800-8 BIGRED or 402-472-3111

SOCIAL MEDIA

Twitter @NebraskaSoccer
 Facebook NebraskaSoccer
 Instagram @NebraskaSoccer
 Website Huskers.com/Soccer

NUMERICAL ROSTER

No.	Student-Athlete	Pos.	Ht.	Yr.	Hometown (Previous School) (Club Team)
1	Makinzie Short	GK	5-11	Fr.	Erie, Colo. (Peak to Peak Charter School) (Real Colorado)
2	Carly Walker	MF	5-6	Fr.	Wyoming, Minn. (Forest Lake) (Minnesota Thunder Academy)
4	Kate Leachman	F	5-3	So.	Larkspur, Colo. (Idaho State/Douglas County) (Colorado Storm ECNL)
5	Sinclair Miramontez	D	5-6	Sr.	Lenexa, Kan. (Shawnee Mission West) (Sporting BV ECNL 97-98)
6	Emma Marcus	F	5-9	Fr.	Winter Springs, Fla. (Winter Springs) (Florida Kraze Krush)
7	Savanah Uveges	F/MF	5-10	Sr.	Bartlett, Ill. (South Elgin) (Strikers Fox Valley)
8	Dakota Chan	MF/F	5-4	So.	Richmond, B.C. (RA McMath Secondary School) (TSS FC)
9	Theresa Pujado	MF	5-4	Jr.	Harrisburg, S.D. (O'Gorman Catholic) (U-19 Girls DASC)
10	Kenzie Coons	MF	5-3	So.	Omaha, Neb. (Texas Tech/Millard West) (Elite Girls Academy)
11	Kayla Mostowich	MF/D	5-6	So.	Edmonton, Alberta (Strathcona Composite) (Edmonton Strikers)
12	Sarah Thrush	F	5-5	Jr.	Sorrento, Fla. (Mount Dora) (Orlando City ECNL)
14	Kathleen Aitchison	MF	5-8	Fr.	Delta, B.C. (Little Flower Academy) (TSS Black)
15	Ashley Zugay	MF/D	5-7	So.	Ann Arbor, Mich. (Pioneer) (Michigan Hawks DA/Vardar ECNL)
17	Marissa Popoola	F	5-6	Fr.	Overland Park, Kan. (Blue Valley West) (KC Blaze Academy Blue Angels)
18	Alicia Cardenas	MF	5-4	Fr.	Erie, Colo. (Erie) (FC Boulder)
19	Natalie Cooke	F	5-9	Jr.	Richmond, B.C. (Richmond Secondary) (TSS FC)
20	Hannah Young	MF	5-7	So.	Enola, Pa. (East Pennsboro) (HMMS Eagle FC Villa '99)
22	Olivia Brown	D	5-8	So.	Ankeny, Iowa (Centennial) (Iowa Rush)
24	Mayte Corral	GK	5-7	Jr.	Los Gatos, Calif. (Los Gatos) (Santa Clara Sporting)
25	Aubrei Corder	GK	6-0	Sr.	Barboursville, W.Va. (Home Schooled)
27	Grace Brown	D	5-4	Jr.	Iowa City, Iowa (City High) (Alliance/Davis Legacy/Iowa ODP 1998)
28	Brenna Ochoa	MF/F	5-4	Sr.	Omaha, Neb. (Millard West) (Elite Girls Academy 98 Maroon)
29	Hannah McKinney	F	5-5	Sr.	Rancho Cucamonga, Calif. (Los Osos High School) (TFA Barcelona)
30	Allison Ulness	MF	5-5	So.	Moorhead, Minn. (Moorhead) (Minnesota Thunder Academy)
32	Meg Brandt	MF	5-7	Sr.	Ankeny, Iowa (Centennial) (Iowa Rush)
49	Mila Gretzky	D	5-10	Fr.	Brantford, Ontario (North Park Collegiate) (Salt Fleet Stoney Creek/Provincial Ontario)
77	Adriana Maldonado	F/MF	5-6	RFr.	Fresno, Calif. (Clovis West) (Nor. Cal. ODP/Central Cal. Soccer Alliance)

ALPHABETICAL ROSTER

No.	Student-Athlete	Pos.	Ht.	Yr.	Hometown (Previous School) (Club Team)
14	Kathleen Aitchison	MF	5-8	Fr.	Delta, B.C. (Little Flower Academy) (TSS Black)
32	Meg Brandt	MF	5-7	Sr.	Ankeny, Iowa (Centennial) (Iowa Rush)
27	Grace Brown	D	5-4	Jr.	Iowa City, Iowa (City High) (Alliance/Davis Legacy/Iowa ODP 1998)
22	Olivia Brown	D	5-8	So.	Ankeny, Iowa (Centennial) (Iowa Rush)
18	Alicia Cardenas	MF	5-4	Fr.	Erie, Colo. (Erie) (FC Boulder)
8	Dakota Chan	MF/F	5-4	So.	Richmond, B.C. (RA McMath Secondary School) (TSS FC)
19	Natalie Cooke	F	5-9	Jr.	Richmond, B.C. (Richmond Secondary) (TSS FC)
10	Kenzie Coons	MF	5-3	So.	Omaha, Neb. (Texas Tech/Millard West) (Elite Girls Academy)
25	Aubrei Corder	GK	6-0	Sr.	Barboursville, W.Va. (Home Schooled)
24	Mayte Corral	GK	5-7	Jr.	Los Gatos, Calif. (Los Gatos) (Santa Clara Sporting)
49	Mila Gretzky	D	5-10	Fr.	Brantford, Ontario (North Park Collegiate) (Salt Fleet Stoney Creek/Provincial Ontario)
77	Adriana Maldonado	F/MF	5-6	RFr.	Fresno, Calif. (Clovis West) (Nor. Cal. ODP/Central Cal. Soccer Alliance)
6	Emma Marcus	F	5-9	Fr.	Winter Springs, Fla. (Winter Springs) (Florida Kraze Krush)
29	Hannah McKinney	F	5-5	Sr.	Rancho Cucamonga, Calif. (Los Osos High School) (TFA Barcelona)
5	Sinclair Miramontez	D	5-6	Sr.	Lenexa, Kan. (Shawnee Mission West) (Sporting BV ECNL 97-98)
11	Kayla Mostowich	MF/D	5-6	So.	Edmonton, Alberta (Strathcona Composite) (Edmonton Strikers)
28	Brenna Ochoa	MF/F	5-4	Sr.	Omaha, Neb. (Millard West) (Elite Girls Academy 98 Maroon)
17	Marissa Popoola	F	5-6	Fr.	Overland Park, Kan. (Blue Valley West) (KC Blaze Academy Blue Angels)
9	Theresa Pujado	MF	5-4	Jr.	Harrisburg, S.D. (O'Gorman Catholic) (U-19 Girls DASC)
1	Makinzie Short	GK	5-11	Fr.	Erie, Colo. (Peak to Peak Charter School) (Real Colorado)
12	Sarah Thrush	F	5-5	Jr.	Sorrento, Fla. (Mount Dora) (Orlando City ECNL)
30	Allison Ulness	MF	5-5	So.	Moorhead, Minn. (Moorhead) (Minnesota Thunder Academy)
7	Savanah Uveges	F/MF	5-10	Sr.	Bartlett, Ill. (South Elgin) (Strikers Fox Valley)
2	Carly Walker	MF	5-6	Fr.	Wyoming, Minn. (Forest Lake) (Minnesota Thunder Academy)
20	Hannah Young	MF	5-7	So.	Enola, Pa. (East Pennsboro) (HMMS Eagle FC Villa '99)
15	Ashley Zugay	MF/D	5-7	So.	Ann Arbor, Mich. (Pioneer) (Michigan Hawks DA/Vardar ECNL)

COACHING STAFF

Head Coach: John Walker, 26th season (Queen's, 1987)
 Assistant Coach: Marty Everding, 23rd season (Queen's, 1989)
 Assistant Coach: Ian Bridge, 5th season
 Volunteer Coach: Brandon Roarty, 2nd season

PRONUNCIATION GUIDE

Kathleen Aitchison Ay-chison
 Alicia Cardenas Uh-lee-see-uh Car-deenis
 Mayte Corral My-Tae Core-AI
 Mila Gretzky Mee-luh
 Adriana Maldonado Mal-duh-nah-doe
 Sinclair Miramontez Mir-uh-mon-tez
 Kayla Mostowich Mos-tuh-witch
 Marissa Popoola paw-pooluh
 Theresa Pujado Poo-ha-doe
 Makinzie Short Muh-kinzee
 Allison Ulness ol-ness
 Savanah Uveges YOU-vegas
 Ashley Zugay Zoo-gay




#14 Kathleen Aitchison
Fr. • MF
Delta, B.C.



#32 Meg Brandt
Sr. • MF
Ankeny, Iowa



#27 Grace Brown
Jr. • D
Iowa City, Iowa



#22 Olivia Brown
So. • D
Ankeny, Iowa



#18 Alicia Cardenas
Fr. • MF
Erie, Colo.



#8 Dakota Chan
So. • MF/F
Richmond, B.C.



#19 Natalie Cooke
Jr. • F
Richmond, B.C.



#10 Kenzie Coons
So. • MF
Omaha, Neb.



#25 Aubrei Corder
Sr. • GK
Barboursville, W.Va.



#24 Mayte Corral
Jr. • GK
Los Gatos, Calif.



#49 Mila Gretzky
Fr. • D
Brantford, Ontario



#4 Kate Leachman
So. • F
Larkspur, Colo.



#77 Adriana Maldonado
RFr. • F/MF
Fresno, Calif.



#6 Emma Marcus
Fr. • F
Winter Springs, Fla.



#29 Hannah McKinney
Sr. • F
Rancho Cucamonga, Calif.



#5 Sinclair Miramontez
Sr. • D
Lenexa, Kan.



#11 Kayla Mostowich
So. • MF/D
Edmonton, Alberta



#28 Brenna Ochoa
Sr. • MF/F
Omaha, Neb.



#17 Marissa Popoola
Fr. • F
Overland Park, Kan.



#9 Theresa Pujado
Jr. • MF
Harrisburg, S.D.



#1 Makinzie Short
Fr. • GK
Erie, Colo.



#12 Sarah Thrush
Jr. • F
Sorrento, Fla.



#30 Allison Ulness
So. • MF
Moorhead, Minn.



#7 Savanah Uveges
Sr. • F/MF
Bartlett, Ill.



#2 Carly Walker
Fr. • MF
Wyoming, Minn.



#20 Hannah Young
So. • MF
Enola, Pa.



#15 Ashley Zugay
So. • MF/D
Ann Arbor, Mich.



JOHN WALKER

HEAD COACH • 26TH SEASON
QUEEN'S UNIVERSITY (1987)

CAREER HIGHLIGHTS

- Coached 13 players to 19 NSCAA All-America Honors
- Coached players to 50 first-team all-conference awards
- 17th in victories among active NCAA Division I coaches
- United Soccer Coaches National Coach of the Year (1996)
- United Soccer Coaches Regional Coach of the Year (1996, 2013)
- Conference Coach of the Year (1996, 1999, 2013)
- One Big Ten Regular-Season Title (2013)
- One Big Ten Tournament Title (2013)
- Three Big 12 Regular-Season Titles (1996, 1999, 2000)
- Five Big 12 Tournament Titles (1996, 1998, 1999, 2000, 2002)
- Career/Nebraska Record: 327-158-44 (.660)

Coach John Walker came to Lincoln in April 1994 and 25 seasons later, he has built a tradition-rich program at Nebraska that includes 12 NCAA Tournament appearances. Under Walker, the Huskers have made eight NCAA Sweet 16 appearances, including two trips to the Elite Eight.

As a member of the Big 12 Conference, Walker and the Huskers captured three regular-season conference crowns (1996, 1999, 2000) and five Big 12 Tournament titles (1996, 1998, 1999, 2000, 2002) in 15 seasons. Nebraska transitioned to the Big Ten in 2011 and two years later, won both the regular-season and conference tournament championships.

Walker has guided the Huskers to a 327-158-44 record in 25 years as the only head coach in program history. He surpassed the 300-win milestone in 2016 when NU knocked off then-No. 16 BYU on the road, ending the nation's longest home winning streak. Walker's 200th career win came in the 2005 NCAA Tournament against Creighton. Walker is the only head coach to produce more than 100 wins in fewer than eight seasons.

With a proven system, an innovative coaching philosophy, a well-respected program and an ability to recruit some of the nation's most talented players, Walker has the Huskers focused on contending for conference and national championships on an annual basis. The Huskers have implemented a year-round approach to training and conditioning that includes a strong schedule every fall and spring.

Additionally, Nebraska has traveled abroad for international competition, including trips to Europe in 2006, 2011 and 2019. Over the summer, the Huskers spent nearly two weeks in Scotland and won each of their five games, while also exploring the country. In 2015, the Huskers ventured to Canada to play in international exhibitions, while supporting three former Huskers in the FIFA Women's World Cup.

Building from the Beginning

In 1994, Nebraska became the first Big Eight school to add women's soccer as a varsity sport, and Walker was optimistic about the future of soccer in the Cornhusker state because of the University's commitment to building a winning program.

Although Nebraska was ahead of other Big Eight schools, Walker started the 1994 season behind the rest of the nation in recruiting because of his late hiring. However, in his first season as the Huskers' mentor, Walker managed to put together a collection of scholarship players and walk-ons who recorded a surprising 14-4-0 mark and earned credibility around the nation with a successful inaugural campaign.

Walker and his staff followed their initial on-field success by compiling an excellent incoming class that included transfers Kari Uppinghouse, who became Nebraska's first first-team All-American in 1996, and third-team All-America goalkeeper Rebecca Hornbacher.

Walker's goal when he started at NU was to have the Huskers in their first NCAA Tournament by the 1998 season. Walker not only achieved that goal, he shattered his own timeline as NU reached the postseason in 1996 and placed themselves among the nation's elite by winning two tournament games and advancing to the Elite Eight.

Along the way, Walker established himself as one of the finest coaches in America, earning United Soccer Coaches National Coach-of-the-Year,

Central Region Coach-of-the-Year and Big 12 Conference Coach-of-the-Year recognition in 1996.

Walker led the Huskers to a perfect regular season with a 19-0 record and the first regular-season Big 12 title. Nebraska extended its winning streak to 21 games with two more wins at the Big 12 Tournament. The Huskers entered the NCAA Tournament with the nation's longest winning streak as the only unbeaten and untied team in the country.

In the opening round, Nebraska topped Minnesota by a 3-2 margin in overtime to set up a rematch with Duke. The Huskers had come from behind to defeat the then-No. 6 Blue Devils, 3-1, in Durham, N.C., on Sept. 8, for Nebraska's first-ever win over a ranked opponent. Although Duke came to Lincoln with a rich soccer tradition and plenty of NCAA Tournament experience, the Huskers dominated the Blue Devils from start to finish in a 3-0 win.

With the victory, the Huskers earned a trip to Oregon for the Elite Eight to challenge perennial power Portland. Although the Huskers battled until the end, they fell to the Pilots, 1-0. The Huskers finished the 1996 season with a 23-1-0 record and a final No. 6 national ranking. In addition to Uppinghouse and Hornbacher, NU's Lindsay Eddleman also garnered All-America recognition in 1996.

After Breaking Through

Nebraska earned seven consecutive top-15 national finishes from 1996 to 2002, and qualified for 10 straight NCAA Tournaments from 1996 to 2005.

In 1997, NU made the NCAA Sweet 16 and finished the season ranked No. 7 nationally with an 18-4-0 record. Sharolta Nonen earned her first of three All-America awards in 1997.

The following season, Nebraska overcame the loss of five senior starters, including All-Americans Uppinghouse and Hornbacher, to finish with a 17-4-1 record and claim a second Big 12 Tournament title. The Huskers advanced to the NCAA Sweet 16 and finished with a No. 10 national ranking. Kim Engesser was named Big 12 Player of the Year and earned All-America recognition, along with Nonen and Isabelle Morneau.

In 1999, Nebraska enjoyed its best season in the program's 25-year history, running to a 22-1-2 final record, a Big 12 regular-season title and a Big 12 Tournament crown. The Huskers missed their first trip to the NCAA Women's College Cup Semifinals by the narrowest of margins, as Notre Dame advanced on sudden death penalty kicks, 4-3, after one of the greatest matches in NCAA Tournament history. NU earned the No. 5 ranking in the final poll of the 1999 campaign.

Walker was named Big 12 Coach of the Year and Nonen was tabbed Big 12 Player of the Year, as NU posted a perfect 10-0-0 mark in conference play. Nonen and Morneau repeated as All-Americans in 1999.

Nebraska swept the Big 12 regular-season and tournament titles again in 2000 before making the Sweet 16. NU finished in the top 10 nationally for the fifth consecutive season with the No. 9 spot in the final rankings after going 22-2-0. Christine Latham was named conference player of the year and claimed All-America honors, along with Meghan Anderson and Jenny Benson.

In 2001, Latham became the first league player to be named Big 12 Player of the Year in back-to-back seasons when she led the Huskers back to the Sweet 16. NU finished the season ranked 12th nationally, as Latham claimed All-America status for the second consecutive season.

Nebraska won its fifth Big 12 Tournament title in 2002 before making its seventh consecutive Sweet 16. Latham became the second Husker to earn All-America honors on three occasions. NU finished the 2002 campaign with the No. 13 ranking.

Nebraska added NCAA Tournament appearances in 2003, 2004 and 2005, finishing in the top 25 nationally during each of those seasons. NU reached the Sweet 16 in 2004, while making the second round in 2003 and 2005. Two-time All-American Brittany Timko became the first three-time Big 12 Player of the Year (2004, 2005, 2006).

As a member of the Big 12 Conference, Nebraska posted a league-best 98-43-8 regular-season mark (.685 winning percentage) in 15 seasons.

Fostering a Strong Fan Base

As the Huskers started having success, fans took notice. Nebraska's perfect regular season in 1996 established a devoted following of Husker faithful as NU produced the sixth-highest average attendance in the nation.

In 1999, NU set a single-season school record and ranked among the top five in the nation with 1,529 fans per home game. In 2002, NU rewrote the single-game attendance record, when 4,830 fans attended the Nebraska vs. North Carolina contest to open the season.

Nebraska spent 10 years playing at the Abbott Sports Complex (1995-2004) before moving on campus to the Nebraska Soccer Field in 2005. NU played at the Nebraska Soccer Field for 10 seasons before the opening of Barbara Hibner Stadium in 2015.

NU's tradition of strong fan support continued at Hibner Stadium, as the Huskers averaged more than 1,000 fans per home game for the fourth consecutive year in 2018. Nebraska has ranked in the top 25 nationally and in the top two of the Big Ten in average attendance during each of its four years at Hibner Stadium.

Transition to the Big Ten

In 2013, Nebraska claimed both the Big Ten regular-season crown and tournament title to snap Penn State's 15-year reign atop the conference and put NU soccer back on the national radar. The Huskers posted their highest win total since 2000, going 19-4-1 overall and achieved the No. 13 ranking in the final poll along with the No. 4 spot in the final RPI.

The Huskers advanced to the second round of the NCAA Tournament after freshman Jaycie Johnson scored four goals in NU's first-round win over Southeastern Louisiana. She became the fifth player in NCAA Tournament history to score four goals in a game and tied the single-game school record.

Nebraska went 10-1-0 in conference play, including a 5-0 record on the road during Big Ten play in 2013. Walker took home Big Ten and Regional Coach-of-the-Year honors, while All-American Ari Romero was named Big Ten Defender of the Year and Jordan Jackson was named Midfielder of the Year by the conference.

In 2016, Nebraska made its 12th NCAA Tournament appearance and advanced to the second round before falling to then-No. 18 UCLA. Johnson received All-America recognition after scoring nearly half of Nebraska's goals during the season.

Athletes Continue to Haul in Awards

In 25 years, 13 Huskers have earned a total of 19 All-America certificates from the United Soccer Coaches (formerly the NSCAA) and five Huskers have captured freshman All-America accolades under Walker. In addition, 59 players have earned All-Region honors under Walker's tutelage, including 34 first-team honorees.

As a member of the Big 12 Conference, the Huskers collected 70 regular-season all-conference selections and 33 All-Big 12 Tournament awards in 15 seasons. Nebraska had eight players earn Big 12 Player-of-the-Year honors in an 11-year span from 1996 to 2006, including two-time honoree Christine Latham (2000, 2001) and three-time winner Brittany Timko (2004, 2005, 2006).

Morgan Marlborough also achieved Big 12 Offensive Player-of-the-Year honors on two occasions, taking home the award in 2009 and 2010. She became just the third freshman to win a player-of-the-year award in conference history in 2009. Marlborough added All-America honors in 2010.

The success carried over when the Huskers joined the Big Ten in 2011. NU has produced 26 All-Big Ten selections, including six first-team awards in eight years as a member of the conference.

In addition to awards for on-field performance, the Huskers have been honored for their work in the classroom. Five soccer student-athletes have earned CoSIDA Academic All-America honors, including first-team selection Caroline Flynn in 2016. Two Huskers have garnered Scholar All-America accolades from the United Soccer Coaches, including first-teamer Breanna Boyd in 2002.

Success Beyond Nebraska

Walker has helped Husker players compete at the international level, as 11 former Huskers have competed in 17 FIFA Women's World Cup competitions since the event's inception in 1991. Karina LeBlanc (Canada) made five straight World Cup appearances before announcing her retirement in 2015. She was one of three former Huskers to play in the 2015 World Cup, along with Selenia Iacchelli (Canada) and Ari Romero (Mexico).

LeBlanc is also one of three former Huskers to play in the Olympics, along with Brittany Timko (Canada) and Amy Walsh (Canada). Timko ranks tied for sixth on Canada's all-time caps list (132). LeBlanc (110) and Walsh (102) are also ranked in the top 15.

In April 2018, Haley Hanson was called up to the U.S. Women's National Team roster. She made her first appearance for the USWNT on April 8 in an international friendly against Mexico.

Former NU athletes have seen success at the professional level as well. Seven Huskers were selected in the inaugural Women's United Soccer Association (WUSA) Draft in December 2000. Nebraska's total number of athletes selected was second behind North Carolina. Four of the first 24 players chosen in the draft were former Huskers.

Nebraska added two draftees in 2001 before Breanna Boyd earned the No. 8 overall pick in the 2002 WUSA Draft by the defending champion Carolina Courage. Christine Latham also became an instant starter for the San Diego Spirit when she was picked up as a discovery player for the WUSA team in 2002.

Walker boasted five former athletes on 2003 WUSA rosters, three of whom were named to All-Star rosters, which ranked seventh among all NCAA Division I programs. The WUSA folded in 2003, but Women's Professional Soccer (WPS) began in 2009. LeBlanc was drafted No. 5 overall by the Los Angeles Sol in 2009, as one of four Huskers to play in the league before it folded in 2012 and was replaced by the National Women's Soccer League (NWSL).

In 2014, Jordan Jackson and Ari Romero were drafted by the Houston Dash. In 2017, Jaycie Johnson was taken 27th overall by the North Carolina Courage and Caroline Flynn was drafted 40th overall by the Portland Thorns. Hanson was the No. 7 overall pick in the 2018 NWSL Draft when she was selected by the Houston Dash.

While Walker built the Huskers, he continued to expand his coaching experience as a staff coach for the Canadian National Team from 1995 to 2008, working with the Senior National Team, U-20, U-17 and U-16 National Teams during that time. During the summer of 1999, Walker was an assistant coach for Canada's Women's World Cup team. He also served as an assistant coach for the 2008 U-20 Women's World Cup in Chile.

John's Journey

Walker came to Nebraska from Queen's University in Kingston, Ontario, following achievements at the collegiate, national and international levels.

Walker was named national staff coach for the Canadian Soccer Association in 1992, and the following year he was appointed an assistant coach for the Canadian World University Games team. Walker holds a Canadian "A" coaching license (highest level), a Level V certification and a USSF "A" license. Walker was a national coaching instructor for the Canadian Soccer Association and served as director of high performance for Ontario, where he supervised coaches and players at Ontario's National and Provincial Training Center.

Walker was a standout sweeper for Queen's University from 1982 to 1985 and received bachelor's degrees in physical education and physical therapy from Queen's in 1987. He earned a master's degree in coaching science from Miami of Ohio in 1988. He also is a graduate of the Canadian National Coaching Institute.

The Kingston, Ontario, native is married to Mary Holmes and the couple has one daughter, Ally, and four sons, Declan, Cameron, Keegan and Liam.





MARTY EVERDING

**ASSISTANT COACH • 23RD SEASON
QUEEN'S UNIVERSITY (1989)**

Marty Everding enters his 23rd season overall at Nebraska in 2019.

Everding returned to the Huskers as an interim assistant coach in 2010 and then moved to a permanent assistant in 2011 after spending 13 years with Nebraska from 1994 to 2006. In his previous stint with the program, Everding played a crucial role in the ascension of Nebraska to national prominence.

During the last three seasons, Everding has overseen the emergence of goalkeeper Aubrei Corder. A three-year starter, Corder has climbed up Nebraska's career goalkeeping charts in nearly every statistical category. She stepped in as a true freshman in 2016 and played every minute of the season, earning 11 shutouts in 22 appearances en route to an NCAA Tournament berth.

Corder continued her success as a sophomore in 2017, posting seven complete game shutouts to earn third-team All-Big Ten honors. During the season, she became the ninth Husker goalkeeper to surpass the 100-career save milestone. In 2018, Corder once again played nearly every minute for the squad and recorded five complete-game shutouts.

In 2015, Erika Johnson spent the majority of the time in NU's net, earning 70 saves and six shutouts. Kelly Schatz started all 19 games in 2014 and compiled 55 saves for the Huskers.

From 2011 to 2013, Everding developed three-year starter Emma Stevens into Nebraska's all-time saves leader (278). In her final season with the Huskers, Stevens recorded 94 saves on NU's Big Ten regular-season and tournament title team. A second-team All-Big Ten selection in 2013, Stevens ranks among the top five of several career goalkeeping categories at Nebraska, including wins (37), minutes in goal (6,221), games started (69) and games played (73).

As the Huskers' goalkeeping coach, Everding developed two of the best goalkeepers in Big 12 Conference history. In 2000, Karina LeBlanc led the Big 12 and ranked second nationally with a 0.40 goals-against average.

LeBlanc went on to start in goal for the Canadian National Team and the WUSA's Boston Breakers, and followed in the footsteps of All-American Rebecca Hornbacher, who started in goal for the Huskers in 1996 and 1997. Hornbacher also played for Boston in its inaugural WUSA season, while continuing her career as a collegiate goalkeeping coach. LeBlanc also made appearances in the FIFA Women's World Cup in 1999, 2003, 2007, 2011 and 2015.

Everding helped transform former Husker Erin Miller from a defender to an all-conference goalkeeper. In her two seasons in the net, Miller recorded 239 saves, 21 shutouts and a 0.98 goals-against-average.

After proving he could do it once, Everding took on the challenge of transforming Brooke Bredenberg from a midfielder to a goalkeeper. Bredenberg had a solid 2003 spring season in goal under Everding's tutelage, not conceding a goal to an amateur team through five contests, including 2003 national runner-up Santa Clara. Bredenberg went on to post a 1.39 goals-against average in 2003 before moving back to midfielder.

Katie Wright stepped in and started both of Nebraska's NCAA Tournament games and recorded 1.5 shutouts for the season. Wright then played every minute of the 2004 season, allowing just 29 goals in 23 games for a goals-against average of 1.25. Wright also stopped 108 shots, becoming just the second player in school history to post 100 saves in a season.

In 2005, Everding helped true freshman Jamie Klages start 18 games and compile a 1.19 goals-against average while stopping 88 shots and posting six shutouts. Klages was invited to train with the U.S. Under-21 National team.

Everding was a player at Queen's from 1981 to 1983 and 1986 to 1988. He was an assistant coach at Queen's from 1989 to 1990, before joining Walker's Nebraska staff.

Everding graduated from the Canadian National Coaching Institute and holds a Canadian Level IV coaching license as well as a USSF "B" license.

A native of Kingston, Ontario, Everding graduated from Queen's in 1989 with a bachelor's degree in drama and education. Between coaching stints, Everding worked as a secondary school teacher.

Everding and his wife, Sarah, have been married for 29 years, and have three daughters, Talia, Nicki and Mia. Talia graduated from the University of Nebraska in May 2016. Nicki graduated from Nebraska in December 2017. Mia is currently attending the University of Nebraska.



IAN BRIDGE

**ASSISTANT COACH • 5TH SEASON
VICTORIA, B.C.**

Ian Bridge joined the Nebraska soccer staff in 2015 and begins his fifth season as an assistant coach in 2019. During his time with the team, Bridge has helped the Huskers to two trips to the Big Ten Tournament and a spot in the 2016 NCAA Tournament.

In 2018, the Huskers went 9-7-5 overall and tied for fifth in the Big Ten with a 5-3-3 mark. In the Big Ten quarterfinals, NU tied Ohio State, but the Huskers advanced on the penalty kick shootout. Nebraska faced a rigorous schedule, which included 10 NCAA Tournament qualifiers and five teams that finished in the top 25 of the final RPI.

Nebraska went 9-5-5 during the 2017 season, starting the season with a 4-0 record before tying for eighth in the conference. The team had 11 different players score at least one goal during the season, as NU's offense increased productivity from the 2016 team that made the NCAA Tournament. After the season, Haley Hanson was drafted with the seventh overall pick of the NWSL Draft by the Houston Dash.

With one of the toughest schedules in the nation in 2016, the Huskers posted an 11-6-5 record en route to a spot in the NCAA Tournament. NU went 5-3-3 in conference play to finish sixth in the Big Ten. The 2016 squad saw the emergence of a strong freshman class and the coronation of Jaycie Johnson, who finished her career with 42 goals. Johnson and CoSIDA Academic All-American Caroline Flynn were each drafted following the season.

During Bridge's first season at Nebraska in 2015, the Huskers went 8-7-2 overall, which included two wins over top-25 teams. NU touted one of the toughest schedules in the nation, facing seven ranked teams during the season.

Before Nebraska, Bridge spent two years as an assistant coach for the University of Victoria men's soccer team. Bridge helped the Vikings to a 10-3-3 overall record for the 2014 season, including a trip to the men's Canada West Final Four.

A native of Victoria, B.C., Bridge stacks up an impressive list of coaching experience, acting as the head coach for the University of Victoria women's soccer team for 11 seasons from 1990 to 2001. During his time at Victoria, Bridge developed the program from club to full varsity status and a perennial conference leader. In 1998 and 2000, Victoria captured its first two Canada West Conference titles in the program's history. The team added silver and bronze medals at the CIS National Championships those same two years.

Bridge served as an assistant coach for the Canadian Women's National Team from 1997 to 2009. During that time, Canada qualified for the Women's World Cup in 1999, 2003 and 2007, while adding an appearance in the 2008 Olympics. At the 2003 Women's World Cup, Canada finished fourth, marking its best showing at a World Cup.

He was the head coach for the Canada U-19/U-20 women's team from 2001 to 2008, leading the team to a 1-0 overtime loss to USA in the U-19 World Cup final in 2002. He helped lead Canada to four consecutive U-20 FIFA World Cup appearances in 2002, 2004, 2006 and 2008 before stepping down in 2009. Bridge also served as the head coach of the women's U-17 team (2009-2010).

From 2010 to 2012, Bridge was the head coach of the Victoria Highlanders PDL men's team and helped the Highlanders earn a berth into the 2011 SW playoffs.

Before entering the coaching scene, Bridge enjoyed over a decade-long professional soccer career from 1979 to 1991. Bridge began as a defender in the North American Soccer League (NASL) with the Seattle Sounders (1979-83) before a season with the Vancouver Whitecaps in 1984. He played in 124 games in six seasons with the NASL and recorded 13 career goals before traveling to Switzerland to play for the FC La Chaux-de-Fonds from 1985 to 1990. In his final season with the Swiss club, Bridge served as the player-coach.

Bridge returned to North America to play in the Canadian Soccer League, first with the Victoria Vistas in 1990. In his final season before his professional retirement in 1991, Bridge competed for the Kitchener Kickers and the North York Rockets that same year. Throughout his professional career, Bridge appeared 33 times for the Canadian national team, scoring six goals. He played every game for Canada in the 1984 Los Angeles Olympics, and the 1986 FIFA World Cup in Mexico. Bridge was inducted into the Victoria Sports Hall of Fame and the Canadian Soccer Hall of Fame in 2003.



**JAMIE
VAUGHN**

**EXECUTIVE ASSOCIATE AD - COMPLIANCE
8TH YEAR
WAYNE STATE (1997)**

Jamie Vaughn came to Nebraska in July of 2012 as the Associate AD for Compliance after holding the same position at Kansas State for the three previous years. Vaughn was promoted to Executive AD - Compliance at Nebraska in March of 2018.

Vaughn leads a compliance staff of seven members that is charged with ensuring that the conduct and operations of Nebraska's 24 athletic teams are in compliance with NCAA and Big Ten Conference rules and regulations. He is also responsible for administrative oversight of the Husker men's basketball, track and field, cross country and soccer programs.

Vaughn assumed the role of Associate Athletic Director for Compliance at Kansas State in 2009. In his time at K-State, Vaughn evaluated and re-organized the Compliance Office structure and daily operations. He also assisted with the development of the Athletic Department's five-year strategic plan and served as the campus contact to the NCAA for the University's Third Cycle Certification process.

Before his time in Manhattan, Vaughn was the Assistant Athletic Director for Compliance at Texas Tech from 2007 to 2009, where he successfully led the daily operations of the Red Raiders' Compliance Office.

Vaughn also has experience in the Big Ten Conference, having worked as an assistant compliance director at Ohio State from 2004 to 2007. During his time in Columbus, Vaughn was directly responsible for the re-registration of professional sports agents, financial planners and disability insurance providers, and he initiated the integration of the compliance office with the Student-Athlete Advisory Board. Vaughn also worked on the compliance staff at New Mexico State from 2002 to 2004.

Vaughn worked in various roles at his alma mater, Wayne State (Neb.) College from 1997 to 2002. He provided rules education for student-athletes, athletic staff and academic counselors at Wayne State as the NCAA Compliance coordinator in 2001 and 2002. He also served as an admissions specialist, assistant sports and recreation facilities manager and graduate assistant women's basketball coach at the school.

Vaughn graduated with honors from Wayne State with a degree in English writing and literature in 1997 and earned his master's in sports administration and management in 2002.

Jamie and his wife, Karin, have a daughter, Kayla, and a son Tyler. Karin is also a graduate of Wayne State College.



**PAT
LOGSDON**

**DEPUTY AD
SENIOR WOMAN ADMINISTRATOR
40TH YEAR
NEBRASKA (1989)**


A member of the Nebraska Athletic Department since 1979, Pat Logsdon serves as Deputy AD and Nebraska's Senior Woman Administrator to the NCAA and the Big Ten Conference. She also serves on the Big Ten Sports Management Committee.

Logsdon's duties include the department's Gender Equity and Diversity and Inclusion Plans as well as student-athlete surveys and exit interviews. She is also the senior administrator over Nebraska's Life Skills and performance areas.

Logsdon serves as the sport administrator for volleyball, beach volleyball, women's basketball, softball and men's and women's gymnastics.

Previously, Logsdon spent 23 seasons in football operations, including six seasons as NU's director of football operations, the first female in Division I to serve in that capacity. She handled organization of all recruiting functions, supervised compliance activities and coordinated all football administrative operations, including travel and practice operations.

Logsdon earned a bachelor's degree in education from Nebraska.



**BRANDON
ROARTY**

VOLUNTEER COACH

Brandon Roarty begins his second season as a volunteer coach on the Nebraska soccer staff in 2019.

During his first season, the Huskers went 9-7-5 overall and posted a 5-3-3 mark in Big Ten play to tie for fifth in the conference standings and qualify for the Big Ten Tournament.

Roarty spent the 2017 season with the Huskers as a practice player and edited match video footage for the team. He has helped with summer and winter camps at Nebraska, Creighton, Sporting Kansas City, Magellan Soccer Club and Elite Girls Academy as a coach for youth players. He spent two years as president of the Nebraska men's club soccer team.

Roarty is pursuing his bachelor's degree in business management at Nebraska. Roarty has earned Coaching E and F Licenses through U.S. Soccer.



**CATHY
ROBERTSON**
SOCCER OFFICE
SECRETARY



**LISA
LOEWENSTEIN**
ATHLETIC
TRAINER



**KATIE
KLAPPRODT**
STRENGTH
COACH



**CONNOR
STANGE**
COMMUNICATIONS



**SHERI
HASTINGS**
ACADEMIC
COUNSELOR



**KYLE
KOTROUS**
EQUIPMENT
MANAGER




**LISA
KOPECKY**
NUTRITION



**TIM
HENRICHS**
EVENT
MANAGEMENT



**LUPE
DIMAS**
HUSKERVISION



**TYSON
BILLINGS**
TICKETING



**DAVID
CLARE, M.D.**
TEAM
PHYSICIAN



BILL MOOS

**ATHLETIC DIRECTOR • 2ND YEAR
WASHINGTON STATE (1973)**

Honor the past. Live the present. Create the future.

Nine simple words that carry impressive significance and undeniable responsibility. Words that Nebraska's athletic director uses to lead his programs and set the tone for building champions in competition and in life.

William H. (Bill) Moos was named Nebraska's Athletic Director on Oct. 15, 2017, and fully assumed those responsibilities on Oct. 23, 2017.

Moos, who became the 15th athletic director in the history of the storied Cornhusker program, has more than 25 years of experience as an athletic director at three Division I schools (Nebraska, Washington State, Oregon, Montana). More importantly, he owns an impressive track record of success in building outstanding programs, developing long-term relationships and for doing what is best for his schools, its fans and most importantly, its student-athletes.

In less than two full years at Nebraska, Moos has hired eight Husker coaches, including high-profile hires in football and men's basketball. He drew universal praise for hiring national coach of the year Scott Frost as Nebraska's head football coach in December of 2017. Fifteen months later, Moos was lauded for another hire that made a major national splash when he tabbed Fred Hoiberg to lead the Husker men's basketball program.

In addition to hiring Frost during his first season, Moos hired Mark Hankins to coach the men's golf team and Sean Maymi to lead the men's tennis program. Hankins led Nebraska to its best conference finish since 1999 in his first season, while Maymi won as many Big Ten matches in his first year as the Huskers had won in the previous two seasons combined. Moos hired four more coaches during his second year, including former Huskers to lead the women's gymnastics (Heather Brink), rifle (Rachel Martin) and baseball (Will Bolt) programs. All three were among the most successful student-athletes in their sport's history, as Brink and Martin were both individual NCAA champions at Nebraska, while Bolt was a member of two College World Series teams. In 2019, Moos also tabbed Lisa Johnson to lead the women's golf team.

Moos has hired first-class coaches who fit his championship culture, one that he continues to instill within the department. In his first year, Moos watched the volleyball team win its fifth national title and second in three seasons, while bowling finished third at the NCAA Championships and both the men's and women's gymnastics teams, the rifle squad and the wrestling team posted top-10 NCAA finishes. Four of those six teams finished in the top 10 again in Moos' second season, highlighted by the volleyball team's national runner-up finish and another third-place performance by the bowling team.

Nebraska has also continued its excellence in the classroom, producing nine CoSIDA Academic All-Americans in Moos' tenure, including four first-team selections. The awards have increased Nebraska's nation-leading total to 338 all-time CoSIDA Academic All-Americans across all sports.

Moos came to Lincoln after spending seven-plus years at Washington State (2010-17). He previously served 12 highly successful seasons as the athletic director at Oregon (1995-2007). During his time at his alma mater, Moos wasted little time in making his impact felt in Cougar Athletics, spearheading a department-wide rebranding effort with Nike while securing a 10-year, \$35 million marketing rights agreement with IMG College. In addition, the 2004 WSU Alumni Achievement Award winner gained Regents approval for a \$130 million addition and remodel of Martin Stadium, featuring a remodeled press box with luxury seating, including suites, loge boxes and club room.

Also included in the project was a state-of-the-art video board and an 80,000-square-foot football operations building that served as the stadium's showpiece and opened in May 2014. As the dean of Pac-12 athletic directors, Moos was at the forefront of the conference's procurement of a 12-year, \$3 billion television contract with FOX and ESPN, a landmark agreement in college athletics. Under Moos' direction, the Cougar Athletic Fund's Annual Giving program saw an 81 percent increase in gifts while CAF donor members rose from nearly 4,000 to more than 7,500.

Additional facility enhancements under Moos included a center-hung video board in Beasley Coliseum that was installed prior to the 2011-12 season, giving Cougar basketball one of the premier fan experiences in the conference. An indoor golf hitting facility was also completed in early 2013, and Lower Soccer Field underwent a major renovation making the venue TV-ready while also providing one of the best playing surfaces on the West Coast, along with the addition of lights and a new scoreboard.

Other enhancements were made to the Moobery track facility, Bailey-

HUSKER ATHLETIC DIRECTORS

1928-1931	H.D. Gish
1932-1936	Dana X. Bible
1937-1942	Lawrence McCeney "Biff" Jones
1942-1947	A.J. Lewandowski
1948-1953	George "Potsy" Clark
1954-1960	J.W. "Bill" Orwig
1961*	Charles Miller & Joseph Soshnik
1962-1966	W.H. "Tippy" Dye
1967-1992	Bob Devaney
1993-2002	Bill Byrne
2003-2007	Steve Pederson
2007-2012	Tom Osborne
2013-2017	Shawn Eichorst
2017-present	Bill Moos

**Interim Co-Directors*

Brayton Field, the basketball practice gym, Gibb Pool and the Simmelink Indoor tennis courts. In Moos' seven years at WSU, Cougar student-athletes and coaches accounted for 805 academic all-conference selections, 130 all-conference honors and three Pac-12 Coach-of-the-Year honors.

Moos served as Oregon's director of athletics from July of 1995 to 2007. While at Oregon he oversaw a 17-sport athletic department that grew to national prominence during his tenure. Oregon's annual athletic department budget grew from \$18.5 million in his first year to

more than \$40 million by 2007, becoming 100 percent self-sufficient during that time. Under his direction the Duck Athletic Fund donor base increased from 4,930 to 12,290, resulting in an annual gifts increase from \$4.1 million to \$15.3 million.

Moos initiated more than \$160 million in facility improvements while at Oregon. Included in that was the \$90 million Autzen Stadium renovation in 2002, which added 12,000 new seats, 32 new suites, a new Club at Autzen and a new press box to the stadium. In his 12 years, the Ducks ranked first in Pac-10 football attendance 11 times, reaching 100 percent capacity in each of those seasons.

During Moos' tenure, Oregon athletics captured 13 Pac-10 championships across six different sports. He increased opportunities for women by adding two intercollegiate programs, soccer and lacrosse, and negotiated an all-inclusive shoe and apparel contract with Nike, one of only 14 in the country at the time. From an academic standpoint during Moos' tenure, Oregon student-athletes collected 722 academic all-conference selections, 34 Academic All-America selections, nine NCAA Postgraduate Scholarship recipients and one NCAA Top Ten Award.

During his first stint as a collegiate athletic director at Montana (1990-95), Moos created an academic support program and hired its first athletic academic coordinator, developed a facility enhancement plan that created more than \$4 million in improvements, and lifted the school's fund-raising efforts to show a 300 percent increase in private and corporate gifts. Academically, Montana student-athletes were equally successful as the athletic department achieved a graduation rate 20 percent higher than the general university enrollment. Under Moos' watch Montana garnered 269 academic all-conference selections, five Academic All-Americans and two NCAA Postgraduate Scholarship recipients.

Moos began his athletic career as an athletic administrator in 1982 as assistant athletic director at Washington State. He also served as the school's associate athletic director (1988-90). At Washington State, he was director of development for more than five years and associate director for nearly two years, supervising all external operations. Prior to that, he managed and owned private businesses in Washington and Oregon for eight years. He was a student assistant football coach at Washington State for the 1973 season, then spent part of 1974 in Washington, D.C., serving as a government intern.

Raised on a wheat and cattle ranch in eastern Washington, Moos attended high school in Olympia when his father served in the governor's cabinet. Moos earned his bachelor's degree in history from WSU and was a three-year letterman in football before concluding his collegiate career by representing Washington State in the 1972 East-West Shrine All-Star Game in San Francisco.

He served as co-captain on the Cougars' 1972 squad and garnered first-team All-Pac-8 Conference honors. Moos and his wife Kendra have three daughters, Christa, Brittany and Kaiti; and two sons, Bo and Benjamin.



RONNIE GREEN

CHANCELLOR • 4TH YEAR
VIRGINIA TECH (1983)

NEBRASKA'S CHANCELLORS

1871-1876 — Allen R. Benton
1876-1882 — Edmund B. Farfield
1884-1889 — Irvin J. Manatt
1891-1895 — James H. Canfield
1895-1899 — George E. MacLean
1900-1908 — E. Benjamin Andrews
1908-1927 — Samuel Avery
1927-1938 — E.A. Burnett
1938-1946 — Chauncey S. Boucher
1947-1953 — R.G. Gustavson
1953-1954 — John K. Selleck
1954-1968 — Clifford Hardin
1968-1971 — Joseph Soshnik
1972-1975 — James H. Zumberge
1975-1976 — Adam C. Breckenridge
1976-1980 — Roy A. Young
1980-1981 — Robert H. Rufford
1981-1991 — Martin A. Massengale
1991-1991 — Jack Goebel
1991-1995 — Graham B. Spanier
1995-1996 — Joan R. Leitzel*
1996-2000 — James Moeser
2000-2001 — Harvey S. Perlman*
2001-2016 — Harvey S. Perlman
2016-present — Ronnie Green

* *Interim Chancellor*

Ronnie D. Green became the University of Nebraska–Lincoln's 20th chancellor on May 8, 2016.

Prior to being named chancellor, Green served for six years as the Harlan Vice Chancellor of the Institute of Agriculture and Natural Resources. In this role, he also jointly served as the Vice President for Agriculture and Natural Resources of the University of Nebraska system. In 2015-16, Green also was UNL's Senior Vice Chancellor for Academic Affairs, the institution's chief academic officer.

Green received bachelor's and master's degrees in animal science from Virginia Tech and Colorado State University, respectively. His doctoral program was completed jointly at the University of Nebraska and the USDA-ARS U.S. Meat Animal Research Center in animal breeding and genetics. Green has served on the animal science faculties of Texas Tech University and Colorado State

University, and as the national program leader for animal production research for the USDA's Agricultural Research Service and executive secretary of the White House's interagency working group on animal genomics within the National Science and Technology Council. Prior to returning to NU, Green served as senior global director of technical services for Pfizer Animal Health.

Green has published 130 refereed publications and abstracts, nine book chapters and 56 invited symposia papers; and has delivered invited presentations in 43 U.S. states and 21 countries around the world. He is a past-president of both the American Society of Animal Science (ASAS) and the National Block and Bridle Club and has served in a number of leadership positions for the U.S. Beef Improvement Federation, National Cattlemen's Beef Association, National Pork Board, and the National Research Council of the National Academy of Sciences. He currently is a member of a number of boards including the Big Ten Conference, Neogen Corporation, Alpha Gamma Rho Fraternity, and Supporters of Agricultural Research. He was named a fellow of ASAS in 2014 and a fellow of the American Association for the Advancement of Science in 2015, and he received the Morrison Award, the highest academic honor given to an animal scientist, in 2017.



JOSEPHINE POTUTO, J.D.

FACULTY ATHLETICS REPRESENTATIVE • 22ND YEAR
RUTGERS' DOUGLASS (1967)

NEBRASKA'S FACULTY REPS

1931-1946 — T.J. Thompson
1947-1958 — Earl Fullbrook
1959-1964 — Charles S. Miller
1965-1968 — Merk Hobson
1969-1970 — John R. Davis
1971-1982 — Keith L. Broman
1982-1997 — James O'Hanlon
1997-present — Josephine Potuto

Josephine (Jo) R. Potuto, the Richard H. Larson Professor of Constitutional Law, has been Nebraska's faculty representative (FAR) at the NCAA and conference level since May 15, 1997.

In 2002, Potuto was named Outstanding Faculty Athletics Representative by the All-American Football Foundation. From 2008-09 to 2011-12 she was president

of the 1A FAR (FARs from FBS institutions). Among her NCAA positions, Potuto spent nine years (the maximum) on the NCAA Division I Committee on Infractions (chair her last two years). She was one of three Big 12 Conference representatives on the NCAA Division I Management Council, and served on the NCAA Men's Gymnastics Championship Committee and an NCAA-wide (all divisions) committee to advise NCAA staff on student-athlete issues and educational programming for coaches, staff, and student-athletes. She currently serves on the NCAA Interpretations Committee.

A sports law expert, Potuto regularly lectures on sports issues in general and NCAA processes in particular. She has presented to, among others, the Knight Commission on Intercollegiate Athletics, the National Association of College and University Attorneys, the Association of Public and Land Grant Universities, and the National Association of Collegiate Directors of Athletics, as well at numerous university and law college conferences. She is an expert witness in litigation involving sports issues and a media "go-to" person. Potuto also lectures and consults on risk management and on free speech issues.

Potuto is a past adviser to the Uniform Law Commissioners Committee to draft a sports agent statute, has drafted rules governing search and seizure and hearings for the Nebraska Racing Commission, and also has written on issues of gender equity in college athletics. She has authored numerous articles on sports law issues. She recently completed an article on how baseball hitting informs legal argument. The article is in the National Baseball Hall of Fame archives.

Potuto teaches constitutional law, procedure, federal jurisdiction, and sports law. She has been a visiting professor of law at the University of Arizona, Rutgers University, the Cardozo College of Law at New York's Yeshiva University, the University of Oregon, the University of North Carolina, and Seton Hall University. She currently teaches in the Summer Sports Law Institute at Oregon Law School.

Potuto was project director and a drafter of the Uniform Law Commissioners Sentencing and Corrections Act, as well as the drafter for the Nebraska Supreme Court Committee to Draft Criminal Jury Instructions. She is the author of three books. She was elected to membership in the American Law Institute, the Nebraska State Bar Foundation, and the Douglass Society.

Potuto earned her bachelor's degree in journalism at Rutgers' Douglass College, and her master's degree in English literature at Seton Hall. She earned her juris doctorate at the Rutgers Law College.

She is a member of the bars of Nebraska and New Jersey and is admitted to practice before the U.S. Supreme Court, the U.S. Court of Appeals for the Third Circuit, and the U.S. District Courts for Nebraska and New Jersey.



SUSAN FRITZ

INTERIM UNIVERSITY OF NEBRASKA PRESIDENT NEBRASKA (1979)

Susan M. Fritz is the interim president at the University of Nebraska, having served as the executive vice president and provost and dean of the graduate college since August 2012 and as the associate vice president for academic affairs since August 2011. Before joining the provost's office, Dr. Fritz was the associate vice chancellor for the Institute of Agriculture and Natural Resources (IANR) and interim dean of the agricultural research division. She also directed IANR's international agricultural programs and is a former associate dean of the College of Agricultural Sciences and Natural Resources and department head of the Agricultural Leadership, Education and Communications (ALEC) program.

Dr. Fritz is a 1979 graduate of the University of Nebraska-Lincoln, and she received both her master's degree (1989) and Ph.D. (1993) from UNL. In 2009, she was inducted into the Nebraska Hall of Agricultural Achievement and is the recipient of numerous awards for teaching excellence. She completed a Fulbright Senior Specialist assignment at the University of Zagreb (Croatia), served 10 years as a North Central Higher Learning Commission Consultant Evaluator and was a 2012 Baldrige Examiner with the U.S. Department of Commerce. Dr. Fritz serves as a Fulbright Evaluator, a Food Systems Leadership Institute Commissioner and a Midwest Higher Education Compact Commissioner.



UNIVERSITY OF NEBRASKA BOARD OF REGENTS

The Board of Regents consists of eight voting members elected by district for six-year terms, and four non-voting student Regents, one from each campus, who serve during their tenure as student body president. The board supervises the general operations of the university, and the control and direction of all expenditures. The board also includes a corporation secretary who manages all records including agendas, minutes, notices, policies and bylaws. Those documents can be found on the web at nebraska.edu/board/.



The board meets regularly, primarily in Lincoln but also in Omaha and greater Nebraska. Persons wishing to provide information to the board or to appear before it should contact: Corporation Secretary, University of Nebraska, Varner Hall, 3835 Holdrege, Lincoln, NE 68583.



Timothy Clare
District 1
Chairman



Howard Hawks
District 2



Jim Pillen
District 3
Vice Chairman



Elizabeth O'Connor
District 4



Robert Schafer
District 5




Paul Kenney
District 6



Bob Phares
District 7



Barbara Weitz
District 8




Nicole Kent
Nebraska-Kearney



Emily Johnson
Nebraska-Lincoln



Keith Ozanne
Nebraska-Medical
Center



Aya Yousuf
Nebraska-Omaha



#32 MEG BRANDT

SENIOR • MIDFIELDER
ANKENY, IOWA (CENTENNIAL)

CAREER STATS

Year	GP-GS	Shots	SOG	Goals	Assists	Points
2016	22-19	18	9	2	3	7
2017	19-19	32	16	4	1	9
2018	21-21	36	16	3	3	9
Totals	62-59	86	41	9	7	25

HONORS AND AWARDS

- Big Ten All-Tournament Team (2018)
- U.S. U-23 Women's National Team Training Camp (May 2018)
- La Manga, Spain Tournament - U.S. U-23 Women's National Team (April 2019)
- Third-Team All-Big Ten (2017)
- Big Ten Preseason Honors List (2018)
- Academic All-Big Ten (2017, 2018)
- Big Ten All-Freshman Team (2016)
- Nebraska Scholar-Athlete Honor Roll (Fall 2016, 2017; Spring 2019)
- Tom Osborne Citizenship Team (2017, 2018)

PLAYER PROFILE

2018 (JUNIOR)

Meg Brandt, who started all 21 games in 2018, ranked third on the team in goals (3), third in assists (3), fourth in points (9), second in shots (36) and second in shots on goal (16). She compiled 1,924 minutes, the fourth-most by a Husker during the season. She earned Big Ten All-Tournament honors after playing the full 200 minutes in NU's two games during the tournament. Brandt scored her first goal of the season on Aug. 26 when she found the back of the net for the game winner against Oregon State. She added an assist in Nebraska's road win over No. 13 NC State on Sept. 9.

Brandt produced a three-point effort against Indiana on Sept. 20, scoring a goal in the 53rd minute before assisting Faith Carter's game winner in the 91st minute. On Sept. 23, Brandt recorded an assist in NU's 1-0 win over Purdue. In the regular-season finale against Michigan State on Oct. 24, Brandt scored a goal in the 12th minute to help Nebraska earn a tie for fifth in the Big Ten and a spot in the conference tournament.

2017 (SOPHOMORE)

Brandt earned third-team All-Big Ten accolades after starting all 19 games and amassing 1,645 minutes. Brandt's four goals during the season were the third-most by a Husker, and she added one assist. Brandt scored NU's first goal of the season when she found the back of the net against Kansas in the seventh minute on Aug. 18. On Sept. 8, Brandt scored in the 44th minute against San Diego State. She scored twice during Big Ten play, the first coming Sept. 29 at Michigan State in the 72nd minute. Brandt put together a three-point effort at Purdue on Oct. 12. She scored a goal in the 48th minute before assisting the game winner in the 97th minute against the Boilermakers. During the season, Brandt took 32 shots, 16 of which were on goal.

2016 (FRESHMAN)

Brandt played in all 22 games, earning 19 starts, en route to Big Ten All-Freshman Team honors in 2016. Brandt scored two goals and added three assists in 1,410 minutes of action. She took 18 shots, nine of which were on goal. Brandt was one of three true freshmen to start the season opener against Marquette, and proved her impact early with a goal in the fifth minute. She had game-winning assists in two of the next three contests at then-No. 16 BYU (Aug. 22) and at Oregon State (Aug. 28). Her third assist helped the Huskers defeat Illinois on Oct. 13. Brandt's second goal of the 2016 campaign came against then-No. 13 Clemson on Sept. 11. She scored in the sixth minute against the Tigers.

CAREER HIGHS

Category	Career High
Points	3 (2 times) last vs. Indiana (9/20/18)
Goals	1 (9 times) last vs. Michigan State (10/24/18)
Assists	1 (7 times) last vs. Purdue (9/23/18)

HIGH SCHOOL

Brandt was named 2015 Gatorade Iowa Girls Soccer Player of the Year as a standout for Ankeny Centennial. Brandt also earned a spot on the TopDrawerSoccer.com All-America second team in 2016 after collecting first-team all-state honors during her junior season in 2015. In 2013, she helped Centennial win the Class 4A state title under Coach Chris Allen and was named captain of the all-tournament team as a freshman. Brandt tallied 35 goals and 21 assists during her career, scoring 23 of her goals and nine of her assists as a senior. A CIML all-academic team member, Brandt also played point guard for the basketball team for four years.

OTHER INFORMATION

Brandt helped Iowa Rush to three State Cup crowns under Coach Daryl Brazeau. One of Brandt's teammates during the club season was Caroline Buel, who lettered for the Huskers from 2015 to 2018.

PERSONAL INFORMATION

Meg is the daughter of John and Lauri Brandt, and was born on April 19, 1998. She has two sisters, Sarah and Mary, and two brothers, Michael and Carter. Carter was a member of the Nebraska track and field team. Meg is majoring in marketing at Nebraska. She is a three-time Nebraska Scholar-Athlete Honor Roll selection. She was named to the Tom Osborne Citizenship Team in 2017 and 2018. In addition, she was an Academic All-Big Ten selection in 2017 and 2018.





#25 AUBREI CORDER

SENIOR • GOALKEEPER

BARBOURSVILLE, W.VA. (HOME SCHOOLED)

CAREER STATS

Year	GP-GS	Mins	SV	GA	GAA	SHO	W-L-T
2016	22-22	2109:35	78	20	0.85	11/0	11-6-5
2017	19-19	1842:15	53	13	0.64	7/1	9-5-5
2018	21-21	1970:44	56	28	1.28	5/1	9-7-5
Totals	62-62	5922:34	187	61	0.93	23/2	29-18-15

HONORS AND AWARDS

- Third-Team All-Big Ten (2017)
- Big Ten Preseason Honors List (2017, 2018)
- Ninth Husker goalkeeper to earn 100 career saves
- Husker Power Athlete of the Year Award (2016, 2017)
- U.S. U-19 Women's National Team Training Camp (Jan.-Feb. 2017)
- Big Ten Goalkeeper of the Week (Sept. 18, 2018)
- Big Ten Goalkeeper of the Week (Oct. 2, 2018)
- Big Ten Freshman of the Week (Oct. 18, 2016)
- Big Ten Freshman of the Week (Oct. 25, 2016)
- Big Ten Defensive Player of the Week (Oct. 25, 2016)
- Big Ten Distinguished Scholar (2018, 2019)
- Academic All-Big Ten (2017, 2018)
- Nebraska Scholar-Athlete Honor Roll (Fall 2016, 2017, 2018; Spring 2016*, 2017, 2018, 2019)
- Tom Osborne Citizenship Team (2017, 2018, 2019)

PLAYER PROFILE

2018 (JUNIOR)

Aubrei Corder started all 21 games and led the team in minutes played with 1970:44 (of a possible 1992:51). Corder earned 56 saves and tallied five complete-game shutouts, while contributing 82 minutes to an additional Husker shutout. She collected a career-high nine saves in Nebraska's 1-0 road win over No. 24 Penn State on Sept. 27. During the season, Corder allowed 28 goals and had a season-long consecutive scoreless minutes streak of 269:22, which spanned from Oct. 21 to Nov. 2. Corder managed six saves on three separate occasions, including NU's road win over 13th-ranked NC State (Sept. 9) and the Big Ten quarterfinal match against Ohio State (Oct. 28). In fact, Corder knocked away three additional Buckeye attempts during the penalty kick shootout to help the Huskers advance to the semifinals of the conference tournament.

On Aug. 26, Corder earned her first career assist when her kick found Meg Brandt, who scored in the 20th minute of NU's victory over Oregon State. Corder was named Big Ten Goalkeeper of the Week on two occasions in 2018, taking home the award on Sept. 18 and Oct. 2. She enters her senior season in the top five of multiple Nebraska goalkeeper career records lists, including saves (fourth, 187), wins (fifth, 29), shutouts (third, 23.2), minutes in goal (third, 5,922), games started (third, 62) and games played (third, 62).

2017 (SOPHOMORE)

Corder started all 19 games and played nearly every minute (1842:15 of a possible 1847:18) during her second season at Nebraska. Corder collected 53 saves and recorded seven complete-game shutouts, while contributing 85 minutes in an additional Husker shutout. She allowed 13 goals on the season to help NU to a 9-5-5 record overall. Her season high of six saves came on Sept. 29 at Michigan State, and she had a pair of five-save efforts in Big Ten play. On Sept. 24, Corder became the ninth Husker goalkeeper to reach 100 career saves when she saved a shot in the closing seconds of a tie against No. 7 Penn State. Corder shut out three of NU's first four opponents, and had a season-long scoreless minutes streak of 307:35 that spanned from Aug. 20 to Sept. 1. In all, she compiled a goals against average of 0.64 during the 2017 campaign.

CAREER HIGHS

Category	Career High
Saves	9 at Penn State (9/27/18)
Consecutive Scoreless Minutes	623:08 (10/9/16 - 11/18/16)
Assists	1 vs. Oregon State (8/26/18)

2016 (FRESHMAN)

Corder played every minute in goal (2109:35) for the Huskers as a true freshman, helping Nebraska make the NCAA Tournament with an 11-6-5 record. She collected 78 saves, while allowing 20 goals, leading to a 0.85 goals against average during the 2016 campaign. Corder recorded 11 shutouts, amassing a scoreless streak of more than 623 minutes that spanned from Oct. 9 to Nov. 18. She achieved her season high of seven saves against Kansas, Rutgers and Northwestern.

After allowing one goal in her Husker debut against Marquette on Aug. 19, Corder earned a shutout victory in her second career game at then-No. 16 BYU on Aug. 22. The win marked the 300th in Husker history, and snapped the nation's longest home winning streak (18).

Corder earned Big Ten weekly awards on three occasions, and attended the U.S. Under-19 Women's National Team Training Camp after the season. On Oct. 18, Corder earned Big Ten Freshman-of-the-Week honors after shutouts against Illinois and then-No. 22 Northwestern. The following week, on Oct. 25, she collected two Big Ten weekly awards as the Freshman of the Week and Defensive Player of the Week after a shutout at Rutgers.

HIGH SCHOOL

Corder was home schooled and enrolled at the University of Nebraska in January 2016.

OTHER INFORMATION

Corder played club soccer for Ohio Premier ECNL under Coach Alan Yost. She attended Id2 ECNL camp, Big Red Soccer Camp, University of Kentucky Camp and Beyond the Post Goalkeeper Academy.

PERSONAL INFORMATION

Aubrei is the daughter of Bob and Becky Corder and was born on Feb. 28, 1998. She has two brothers, Brian and Ben. Aubrei is majoring in communication studies. A two-time Big Ten Distinguished Scholar (2018, 2019) and two-time Academic All-Big Ten selection (2017, 2018), she is also a seven-time member of the Nebraska Scholar-Athlete Honor Roll. Aubrei attended the U.S. U-19 Women's National Team Training Camp in January 2017.





#29 HANNAH MCKINNEY

SENIOR • FORWARD

RANCHO CUCAMONGA, CALIF. (LOS OSOS HIGH SCHOOL)

CAREER STATS

Year	GP-GS	Shots	SOG	Goals	Assists	Points
2016	4-0	0	0	0	0	0
2017	5-0	1	0	0	0	0
2018	6-0	0	0	0	0	0
Totals	15-0	1	0	0	0	0

CAREER HIGHS

Category	Career High
Points	None
Goals	None
Assists	None

HONORS AND AWARDS

- Big Ten Distinguished Scholar (2018)
- Academic All-Big Ten (2017, 2018)
- Nebraska Scholar-Athlete Honor Roll (Fall 2016, 2017, 2018; Spring 2017, 2018)
- Tom Osborne Citizenship Team (2017, 2018, 2019)

PLAYER PROFILE

2018 (JUNIOR)

Hannah McKinney saw action in six matches for the Huskers in 2018, compiling 85 minutes for the season. She played in two conference games after appearing in four of Nebraska's first six games of the season. NU went 9-7-5 overall and tied for fifth in the Big Ten with a 5-3-3 mark.

2017 (SOPHOMORE)

McKinney played in five games in 2017, compiling 38 minutes, as the Huskers went 9-5-5. McKinney's season high of 13 minutes came against Maryland on Oct. 5. She contributed 11 minutes against Pittsburgh on Sept. 10, when she managed her lone shot of the season.

2016 (FRESHMAN)

McKinney appeared in four games, and amassed 28 minutes, during her first season at Nebraska. Her season high of 14 minutes came in the regular-season finale against Iowa on Oct. 26. The Huskers went 11-6-5 en route to appearances in the Big Ten Tournament and NCAA Tournament.

HIGH SCHOOL

McKinney played at Los Osos High School under Coach Diego Back. McKinney helped guide the team to three consecutive Claremont Tournament titles from 2013 to 2015. McKinney was named Best Offensive Player of the Year in California in 2014 and 2015. She also received the Coaches Award, which is given to someone who demonstrates great responsibility, leadership, performance and respect for their fellow athletes and coaches, in 2013.

OTHER INFORMATION

McKinney played club soccer for TFA Barcelona under Coach Larry Dube.

PERSONAL INFORMATION

Hannah is the daughter of Patrick and Amanda McKinney, and was born on June 2, 1998. Hannah has three sisters, Meghan, Aidan and Alexa Tinder, and one brother, Callan. Hannah is majoring in accounting and is a five-time Nebraska Scholar-Athlete Honor Roll selection. She was a Big Ten Distinguished Scholar in 2018 and claimed Academic All-Big Ten honors in 2017 and 2018.





#5 SINCLAIRE MIRAMONTEZ

SENIOR • DEFENDER

LENEXA, KAN. (SHAWNEE MISSION WEST)

CAREER STATS

Year	GP-GS	Shots	SOG	Goals	Assists	Points
2016	22-22	5	2	0	0	0
2017	19-19	19	5	1	1	3
2018	17-17	15	5	2	0	4
Totals	58-58	39	12	3	1	7

HONORS AND AWARDS

- MAC Hermann Trophy Watch List (2019)
- First-Team United Soccer Coaches All-North Region (2018)
- Second-Team United Soccer Coaches All-Midwest Region (2017)
- First-Team United Soccer Coaches Scholar All-West Region (2018)
- First-Team All-Big Ten (2017, 2018)
- Big Ten All-Freshman Team (2016)
- Big Ten Preseason Honors List (2017, 2018)
- Big Ten Defensive Player of the Week (Aug. 28, 2018)
- U.S. U-19 Women's National Team Training Camp (March-April 2017)
- U.S. U-20 Women's National Team Training Camp (Nov. 2017)
- U.S. U-23 Women's National Team Training Camp (May 2018)
- Academic All-Big Ten (2017, 2018)
- Nebraska Scholar-Athlete Honor Roll (Fall 2016, 2017; Spring 2017, 2018)
- Sam Foltz Hero 27 Leadership Award (2019)
- Tom Osborne Citizenship Team (2017, 2018, 2019)

PLAYER PROFILE

2018 (JUNIOR)

Sinclair Miramontez earned first-team All-Region and first-team All-Big Ten accolades as the leader of the Husker defense in 2018. She helped Nebraska to six shutouts, while individually scoring two goals. Miramontez started each of the first 17 games, compiling 1,536 minutes, before suffering a season-ending injury on Oct. 18 at Wisconsin. On Aug. 26, Miramontez scored her first goal of the season in the 30th minute of Nebraska's win over Oregon State en route to Big Ten Defensive Player-of-the-Week honors. On Oct. 12, Nebraska seemed headed for a loss against Michigan before Miramontez scored the equalizer with 41 seconds remaining in regulation. During the season, Miramontez took 15 shots, five of which were shots on goal, to help NU to a 9-7-5 record overall and a tie for fifth in the Big Ten with a 5-3-3 mark in conference play.

2017 (SOPHOMORE)

Miramontez started all 19 games and played all but 28 seconds of a possible 1,848 minutes en route to second-team All-Region and first-team All-Big Ten honors in 2017. Miramontez played a pivotal role on Nebraska's defense, which produced eight shutouts, while never allowing more than two goals by an opponent. Miramontez scored one goal and tallied one assist, while taking 19 shots (five shots on goal). On Aug. 25, she scored in the 71st minute of Nebraska's 3-0 win over South Dakota. On Sept. 24, Miramontez assisted NU's lone goal in a 1-1 tie against No. 7 Penn State. Nebraska compiled a 9-5-5 record during the 2017 season. She participated in the U.S. Under-20 Women's National Team Training Camp in November 2017 before being selected for the U-23 camp in May 2018.

2016 (FRESHMAN)

Miramontez was named to the Big Ten All-Freshman Team after playing nearly every minute of every game for the Huskers in 2016. She started all 22 games and amassed 2,088 minutes, the third-most minutes by a Husker during the 2016 campaign behind only her older sister Sydney (2,101) and starting goalkeeper Aubrei Corder (2,109). Miramontez took five shots, two of which were on goal, during her first year at Nebraska. Miramontez was a crucial member of a defense that tallied 11 shutouts, helping Nebraska to the Big Ten Tournament and NCAA Tournament with an 11-6-5 mark. After the season, she attended the U.S. Under-19 Women's National Team Training Camp.

CAREER HIGHS

Category	Career High
Points	2 (3 times) last vs. Michigan (10/12/18)
Goals	1 (3 times) last vs. Michigan (10/12/18)
Assists	1 vs. Penn State (9/24/17)

HIGH SCHOOL

Miramontez helped guide Shawnee Mission West to a pair of top-four finishes at the state tournament during her last two years with the team. Shawnee Mission West finished third in 2014 and fourth in 2015. Miramontez scored 11 goals for her career and added 20 assists. She was named a first-team All-American by TopDrawerSoccer.com in 2016. In addition, Miramontez was named first-team All-Sunflower League Defense on three occasions, first-team all-state defense twice, Sunflower League Defender of the Year in 2015 and Wendy's High School Heisman School Winner in 2015. Miramontez also played high school tennis for two years.

OTHER INFORMATION

Miramontez played club soccer for Sporting Blue Valley ECNL 97-98 under Coach Gareth Pritchard. She served as a team captain for four years and helped the team qualify for the top flight of ECNL Nationals all four years.

PERSONAL INFORMATION

Sinclair is the daughter of Patrick and Jane Miramontez, and was born on April 11, 1998. She has two sisters, Sierra and Sydney. Sydney lettered for the Husker soccer team from 2013 to 2016. Sinclair is majoring in accounting and is a four-time Nebraska Scholar-Athlete Honor Roll selection. She is a two-time Academic All-Big Ten selection.





#28 BRENNA OCHOA

SENIOR • MIDFIELDER/FORWARD
OMAHA, NEB. (MILLARD WEST)

CAREER STATS

Year	GP-GS	Shots	SOG	Goals	Assists	Points
2016	20-11	15	3	2	0	4
2017	19-19	16	7	0	6	6
2018	21-21	10	6	1	8	10
Totals	60-51	41	16	3	14	20

HONORS AND AWARDS

- Arthur Ashe Jr. Sports Scholar Award (2019)
- Big Ten Distinguished Scholar (2018)
- Academic All-Big Ten (2017, 2018)
- Big Ten Freshman of the Week (Sept. 6, 2016)
- Nebraska Scholar-Athlete Honor Roll (Fall 2016, 2017, 2018; Spring 2017, 2018, 2019)
- Tom Osborne Citizenship Team (2017, 2019)

CAREER HIGHS

Category	Career High
Points	3 at Oklahoma (8/16/18)
Goals	1 (3 times) last at Oklahoma (8/16/18)
Assists	1 (14 times) last vs. Michigan State (10/24/18)

PLAYER PROFILE

2018 (JUNIOR)

Brenna Ochoa, who started all 21 games, amassed 1,949 minutes, the second-most by a Husker in 2018. Ochoa led the team with eight assists, which tied for the most assists by an individual in the Big Ten with Minnesota's Molly Fiedler. Ochoa, who added one goal during the season, ranked third on the team in points (10). She produced a three-point effort in the come-from-behind win over Oklahoma in the season opener on Aug. 16. Ochoa assisted the game-tying goal in the 87th minute before her bending free kick in the 88th minute found the back of the net for the game winner. She added assists against Oregon State (Aug. 26) and No. 13 NC State (Sept. 9) before tallying five assists during conference play. Ochoa took 10 shots during the season, six of which were shots on goal. NU went 9-7-5 overall and tied for fifth in the Big Ten with a 5-3-3 mark.

2017 (SOPHOMORE)

Ochoa, who started all 19 games, led the Huskers with six assists. She amassed 1,697 of a possible 1,848 minutes, taking 16 shots (seven shots on goal). Ochoa had one assist in three of Nebraska's first four games of the season, helping the Huskers outscore those four opponents by a combined margin of 12-1. She recorded two game-winning assists, which came against South Dakota (Aug. 25) and Michigan State (Sept. 29). Ochoa also tallied one assist against both Pittsburgh (Sept. 10) and Purdue (Oct. 12).

2016 (FRESHMAN)

Ochoa had a breakout freshman campaign, making 11 starts and playing in 20 games. Ochoa scored two goals, both of which were game-winners, and earned Big Ten Freshman-of-the-Week honors on Sept. 6. In the fourth game of the season, Ochoa scored her first career goal in the 101st minute to defeat Oregon State on Aug. 28. In the subsequent game, Ochoa scored in the 110th minute to top Kansas on Sept. 2. She managed 15 shots on the season, three of which were on goal, in 1,131 minutes of action. Ochoa played in each of the first 17 games of the season before sitting out the last two games of the regular season, but appeared in all three postseason games for the Huskers. NU posted an 11-6-5 record overall in 2016.

HIGH SCHOOL

Ochoa played a key role for Millard West in winning the Class A state title in 2013 and 2015. The Wildcats also advanced to the semifinals in 2014 and 2016. Ochoa scored 35 goals and tallied 25 assists during her career, earning Nebraska Gatorade Player-of-the-Year honors in 2016. She was named captain of the All-Nebraska first team and the Lincoln Journal Star Super-State first team in 2016. In 2015, she earned All-Nebraska first-team honors and Lincoln Journal Star Girls Super-State first-team accolades. She was honorable-mention all-state in 2013 and 2014. A three-time Millard West Outstanding Student Award winner, Ochoa was also named to the NCPA academic all-state team.

OTHER INFORMATION

Ochoa helped Elite Girls Academy 98 Maroon win the 2015 State Cup title under Coach Marcus Kelcher. Ochoa was also a part of State Cup champions from 2011 to 2014. Her team won the 2016 Region II Championship as well.

PERSONAL INFORMATION

Brenna is the daughter of John and Teri Ochoa, and was born on Sept. 6, 1998. Brenna has two brothers, Clay and Colin. An accounting major, Brenna was a Big Ten Distinguished Scholar (2018) and a two-time Academic All-Big Ten choice. She is a six-time Nebraska Scholar-Athlete Honor Roll selection.





#7 SAVANAH UVEGES

SENIOR • FORWARD/MIDFIELDER
BARTLETT, ILL. (SOUTH ELGIN)

CAREER STATS

Year	GP-GS	Shots	SOG	Goals	Assists	Points
2014	Redshirt					
2015	0-0	0	0	0	0	0
2016	0-0	0	0	0	0	0
2017	17-8	11	3	1	0	2
2018	21-21	30	16	8	4	20
Totals	38-29	41	19	9	4	22

HONORS AND AWARDS

- Third-Team All-Big Ten (2018)
- Academic All-Big Ten (2017, 2018)
- Nebraska Scholar-Athlete Honor Roll (Fall 2014, 2015, 2016, 2017, 2018; Spring 2015, 2017*, 2018, 2019*)
- Sam Foltz Hero 27 Leadership Award (2019)
- Tom Osborne Citizenship Team (2015, 2016, 2017, 2018, 2019)

PLAYER PROFILE

2018 (SENIOR)

Savannah Uveges (pronounced YOU-Vegas) started all 21 games and logged 1,754 minutes, the fifth-most on the team in 2018. After the season, she received third-team All-Big Ten recognition after compiling 20 points, tied for the most on the team and sixth in the conference. Uveges scored at least one point in 11 of Nebraska's 21 games. Uveges scored eight goals, which ranked second on the team and tied for fifth in the Big Ten. She added four assists, while taking 30 shots (16 shots on goal). Uveges went a perfect 4-for-4 on penalty kicks as the only Husker to attempt one in regulation time during the season.

Uveges posted a season-high three-point effort on Aug. 20 against BYU, assisting a goal in the fourth minute before scoring her first goal of the season in the 40th minute. She added one goal against both Oregon State (Aug. 26) and Washington State (Aug. 31). In conference play, Uveges scored one goal in four of the first five contests to help NU start the Big Ten schedule with a 4-0-1 mark. Her goal in the 14th minute against Purdue on Sept. 23 was the game winner. She also scored the game-winning goal in NU's 1-0 road win over No. 24 Penn State on Sept. 27 when she slipped a penalty kick past the Nittany Lion goalkeeper in the 24th minute. Her third game-winning goal came in the regular-season finale against Michigan State on Oct. 24. Uveges recorded assists against Oregon (Aug. 24), No. 14 Duke (Sept. 6) and Indiana (Sept. 20).

2017 (JUNIOR)

Uveges made 17 appearances, including eight starts, for 648 minutes in 2017. On Aug. 25, Uveges scored her first career goal in the closing seconds of Nebraska's 3-0 win over South Dakota. During the season, she managed 11 shots, three of which were on goal. Uveges played 50 or more minutes on seven occasions, including a season-high 72 minutes at Washington State on Sept. 1.

2016 (SOPHOMORE)

Uveges did not appear in any games during the 2016 campaign due to injury. The Huskers went 11-6-5 overall to qualify for the Big Ten Tournament and NCAA Tournament.

2015 (REDSHIRT FRESHMAN)

Uveges did not see playing time during the 2015 season due to injury. Nebraska posted an 8-7-2 record overall.

2014 (REDSHIRT)

Uveges redshirted during her first season at Nebraska. The Huskers went 8-9-2 overall.

CAREER HIGHS

Category	Career High
Points	3 vs. BYU (8/20/18)
Goals	1 (9 times) last vs. Michigan State (10/24/18)
Assists	1 (4 times) last vs. Indiana (9/20/18)

HIGH SCHOOL

Uveges was a two-sport athlete in soccer and basketball at South Elgin High School. She played soccer under Coach Tiffany Disher and set several records, including most goals in a season (23), quickest goal scored (17 seconds) and most goals in a game (5). Uveges recorded 19 goals as a freshman and 23 as a sophomore. Uveges was an all-conference, all-area and all-sectional selection and a member of the National Honor Society.

OTHER INFORMATION

During the club season, Uveges played alongside former Husker Michaela Loebel for Strikers Fox Valley under coaches Amy and Jim Winslow. They helped Strikers Fox Valley to a Midwest Regional League Championship.

PERSONAL INFORMATION

Savannah is the daughter of John and Robbe Uveges and was born on June 9, 1996. She has four brothers, Jonathan, Jordan, Quinn and Collin, as well as one sister, Gabrielle. Uveges is majoring in nutrition, exercise and health science at Nebraska. She is a nine-time Nebraska Scholar-Athlete Honor Roll selection. Uveges earned a Sam Foltz Hero 27 Leadership Award in 2019, and was also a five-time member of the Tom Osborne Citizenship Team. She was a two-time Academic All-Big Ten selection. She has spent time in the spring of 2017 and 2018 on service trips to Africa along with collegiate student-athletes from many other Midwest schools, organized by Husker assistant women's basketball coach Tom Goehle.





#27 GRACE BROWN

JUNIOR • DEFENDER
IOWA CITY, IOWA (CITY HIGH)

CAREER STATS

Year	GP-GS	Shots	SOG	Goals	Assists	Points
2017	11-8	8	2	0	0	0
2018	21-21	9	5	0	0	0
Totals	32-29	17	7	0	0	0

CAREER HIGHS

Category	Career High
Points	None
Goals	None
Assists	None

HONORS AND AWARDS

- Big Ten Distinguished Scholar (2019)
- Academic All-Big Ten (2018)
- Nebraska Scholar-Athlete Honor Roll (Fall 2017, 2018; Spring 2018*, 2019*)
- Tom Osborne Citizenship Team (2018, 2019)

PLAYER PROFILE

2018 (SOPHOMORE)

Grace Brown started all 21 games and amassed 1,938 minutes, the third-most by a Husker in 2018. She helped the NU defense produce six shutouts and finish the regular season with a 9-7-5 mark, which included a tie for fifth place in the Big Ten after going 5-3-3 in conference play. Brown played the entire game on 17 occasions, including each of the last 11 contests of the season. Although it didn't go in the official statistics individually, Brown earned three saves for the Huskers. As a team, Nebraska recorded 60 saves, including 56 from goalkeeper Aubrei Corder and one from Mayte Corral.

2017 (FRESHMAN)

Brown made 11 appearances, including eight starts, during her first year at Nebraska. Brown took eight shots, including two shots on goal, in 486 minutes of action. After not playing in the first five games, Brown played at least 29 minutes per game in each of the next 10 contests. Her season high of 71 minutes came on Sept. 29 in a 3-0 win at Michigan State.

HIGH SCHOOL

Brown scored 24 career goals and tallied 20 career assists as a defender at Iowa City High under Coach Michael Prunty. Brown was a three-time team MVP and three-time team captain. She made first-team all-state in 2016 and 2017, while earning class valedictorian status with a 4.0 grade-point average. In addition to soccer, Brown achieved all-conference honors in volleyball, softball and track. She also played basketball at Iowa City.

OTHER INFORMATION

Brown has club experience at Alliance Soccer Club, Davis Legacy Soccer Club and Iowa ODP 1998. She helped Davis Legacy Soccer Club to the national title in 2016. Alliance Soccer Club won the State Cup in 2012 and 2016, while placing second at the State Cup in 2013, 2014 and 2015. Iowa ODP was crowned Region II champions in 2014 and 2015, while taking runner-up honors at the national championship in 2015.

PERSONAL INFORMATION

Grace is the daughter of Greg and Kristen Brown, and was born on Aug. 16, 1998. She has one sister, Claire, and one brother, Colton. Grace is majoring in child, youth and family studies. She was a member of the Tom Osborne Citizenship Team in 2018 and 2019, and has earned four spots on the Nebraska Scholar-Athlete Honor Roll. Brown also garnered Academic All-Big Ten recognition in 2018.





#19 NATALIE COOKE

JUNIOR • FORWARD

RICHMOND, B.C. (RICHMOND SECONDARY)

CAREER STATS

Year	GP-GS	Shots	SOG	Goals	Assists	Points
2017	17-1	10	5	0	0	0
2018	20-2	10	5	1	2	4
Totals	37-3	20	10	1	2	4

CAREER HIGHS

Category	Career High
Points	2 vs. Oregon (8/24/18)
Goals	1 vs. Oregon (8/24/18)
Assists	1 (2 times) last vs. Indiana (9/20/18)

HONORS AND AWARDS

- Arthur Ashe Jr. Sports Scholar (2019)
- Big Ten Distinguished Scholar (2019)
- Academic All-Big Ten (2018)
- Nebraska Scholar-Athlete Honor Roll (Fall 2017, 2018; Spring 2018, 2019)
- Tom Osborne Citizenship Team (2018, 2019)

PLAYER PROFILE

2018 (SOPHOMORE)

Natalie Cooke played in 20 of 21 games, including two starts, for a total of 772 minutes. She tallied one goal and two assists on 10 shots, five of which were shots on goal. Cooke scored her first career goal on Aug. 24 against Oregon when she found the back of the net in the 60th minute. She added assists against NC State (Sept. 9) and Indiana (Sept. 20). Cooke played her most minutes in the last two games of the season, recording 88 and 71 minutes during NU's two matches at the Big Ten Tournament. The Huskers managed a 9-7-5 record overall and went 5-3-3 in the Big Ten to tie for fifth in the standings.

2017 (FRESHMAN)

Cooke played in 17 of 19 games, and made one start, during her first year at Nebraska. Cooke took 10 shots (five shots on goal) in 313 minutes of action for the Big Red in 2017. On four occasions, she played 30 minutes or more, including a season-high 43-minute outing against Montana on Sept. 3.

HIGH SCHOOL

Cooke was named the Top Female Athlete at Richmond Secondary School in British Columbia in 2016 and 2017. She was also named Top PE Student from 2012 to 2016. In addition to soccer, Cooke played basketball and volleyball, earning the second-team all-star award in 2016 for basketball.

OTHER INFORMATION

Cooke played club soccer for TSS FC under Coach Brendan Quarry.

PERSONAL INFORMATION

Natalie is the daughter of Dan and Joanne Cooke, and was born on Feb. 23, 1999. She has one sister, Erin, and one brother, Emerson. Natalie is majoring in nutrition and health sciences. She was a member of the Tom Osborne Citizenship Team in 2018 and 2019, and has made the Nebraska Scholar-Athlete Honor Roll on four occasions. Natalie also made the Academic All-Big Ten Team in 2018.





#24 MAYTE CORRAL

JUNIOR • GOALKEEPER
LOS GATOS, CALIF. (LOS GATOS)

CAREER STATS

Year	GP-GS	Mins	SV	GA	GAA	SHO	W-L-T
2016	Redshirt						
2017	0-0	0:00	0	0	0.00	0/0	0-0-0
2018	2-0	22:07	1	1	4.07	0/1	0-0-0
Totals	2-0	22:07	1	1	4.07	0/1	0-0-0

HONORS AND AWARDS

- Academic All-Big Ten (2017, 2018)
- Nebraska Scholar-Athlete Honor Roll (Fall 2017)
- Tom Osborne Citizenship Team (2017, 2018, 2019)



CAREER HIGHS

Category	Career High
Saves	1 at Baylor (9/2/18)
Consecutive Scoreless Minutes	11:46 (9/2/18-present)

PLAYER PROFILE

2018 (SOPHOMORE)

Mayte Corral (pronounced Core-AL) played in two games for a total of 22 minutes in 2018. Corral completed NU's shutout win against Oregon State by playing the final 7:44 of the match on Aug. 26. On Sept. 2, Corral earned her first career save when she compiled 14:23 at Baylor. Nebraska went 9-7-5 on the season and tied for fifth in the Big Ten with a 5-3-3 record.

2017 (REDSHIRT FRESHMAN)

Corral did not see any playing time for the Huskers in 2017. NU compiled a 9-5-5 record.

2016 (REDSHIRT)

Corral redshirted during her first season at Nebraska. The Huskers went 11-6-5 en route to appearances in the Big Ten Tournament and NCAA Tournament.

HIGH SCHOOL

Corral spent four years as the varsity goalkeeper for Los Gatos High School. For her career, Corral spent more than 2,500 minutes in goal with a 1.5 goals against average and collected 168 saves. She helped Los Gatos to the 2013 DeAnza League title and 2014 CCS crown. Outside of soccer, Corral earned the 2012 National Forensics League Degree of Merit.

OTHER INFORMATION

Corral played club soccer for Santa Clara Sporting under Coach Veronica Zepeda-Cashman. The team won three State Cup titles and captured the 2014 Premier League Spring GU16 title.

PERSONAL INFORMATION

Mayte is the daughter of Edgar Corral and Janet Carmona, and was born on Dec. 29, 1997. Mayte has one sister, Jade, and one brother, Evan. Mayte is majoring in business administration and earned Academic All-Big Ten honors in 2017 and 2018. She was also selected to the Nebraska Scholar-Athlete Honor Roll in the fall of 2017. She was a member of the Tom Osborne Citizenship Team in 2017, 2018 and 2019.



#9 THERESA PUJADO

JUNIOR • MIDFIELDER

HARRISBURG, S.D. (O'GORMAN CATHOLIC)

CAREER STATS

Year	GP-GS	Shots	SOG	Goals	Assists	Points
2017	15-8	12	4	1	1	3
2018	21-15	10	2	1	1	3
Totals	36-23	22	6	2	2	6

CAREER HIGHS

Category	Career High
Points	2 (2 times) last at Oklahoma (8/16/18)
Goals	1 (2 times) last at Oklahoma (8/16/18)
Assists	1 (2 times) last vs. Indiana (9/20/18)

HONORS AND AWARDS

- Arthur Ashe Jr. Sports Scholar Award (2019)
- Academic All-Big Ten (2018)
- Big Ten Co-Freshman of the Week (Oct. 10, 2017)
- Nebraska Scholar-Athlete Honor Roll (Fall 2017, 2018; Spring 2018, 2019)
- Tom Osborne Citizenship Team (2018, 2019)
- Gatorade South Dakota Girls Soccer Player of the Year (2016-17, 2014-15)

PLAYER PROFILE

2018 (SOPHOMORE)

Theresa Pujado started 15 of her 21 appearances for a total of 1,174 minutes in 2018. Pujado recorded one goal and one assist, while taking 10 shots, two of which were shots on goal. She scored Nebraska's first goal of the 2018 campaign when she found the back of the net in the 87th minute of the season opener at Oklahoma on Aug. 16. Pujado's lone assist came on Sept. 20 against Indiana. Pujado earned the bulk of her playing time late in the season, compiling a season-high 104 minutes against Michigan on Oct. 12. In the next two games, she played the full 90 minutes for the first time since Aug. 20. Nebraska went 9-7-5 overall and tied for fifth in the Big Ten with a 5-3-3 mark.

2017 (FRESHMAN)

Pujado made 15 appearances, including eight starts, during her first year at Nebraska. Pujado scored one goal and recorded one assist in 656 minutes of action to help NU to a 9-5-5 record. She took 12 shots, four of which were on goal, during the course of the season. In Nebraska's season-opening win at Kansas on Aug. 18, Pujado earned an assist in 53 minutes of play. On Oct. 5, Pujado scored the game-winning goal against Maryland when she found the back of the net in the 38th minute. She earned Big Ten Co-Freshman-of-the-Week accolades on Oct. 10 for her performance.

HIGH SCHOOL

Pujado helped O'Gorman Catholic to a successful run of two state titles (2013, 2015) and two state runner-up finishes (2014, 2016) during her four years. Pujado tallied 43 goals and six assists during her career for Ryan Beier's squad. During her final season, Pujado was named the 2017 NSCAA South Dakota Player of the Year and Gatorade Player of the Year. A team captain, she also earned first-team all-state honors, academic all-state accolades and all-metro conference team recognition. In 2015, she was Gatorade Player of the Year, Argus Leader South Dakota Female Soccer Player of the Year and a first-team all-state selection in addition to several other accolades.

OTHER INFORMATION

Pujado played club soccer for U-19 Girls DASC under Coach James Oppenheimer, helping the team capture the state title in 2012 and take runner-up honors in 2013.

PERSONAL INFORMATION

Theresa is the daughter of Christian and Laurie Pujado, and was born on Jan. 7, 1999. Theresa has two sisters, Elisabeth and Rosemary, and three brothers, Alex, Andrew and John Michael. Theresa is majoring in psychology and is a four-time Nebraska Scholar-Athlete Honor Roll selection. She was a member of the Tom Osborne Citizenship Team in 2018 and 2019. Theresa also achieved Academic All-Big Ten status in 2018.





#12 SARAH THRUSH

JUNIOR • FORWARD
SORRENTO, FLA. (MOUNT DORA)

CAREER STATS

Year	GP-GS	Shots	SOG	Goals	Assists	Points
2017	3-0	1	1	0	0	0
2018	8-0	1	1	0	0	0
Totals	11-0	2	2	0	0	0

HONORS AND AWARDS

- Academic All-Big Ten (2018)
- Nebraska Scholar-Athlete Honor Roll (Fall 2017, 2018; Spring 2018, 2019)
- Tom Osborne Citizenship Team (2018, 2019)

CAREER HIGHS

Category	Career High
Points	None
Goals	None
Assists	None

PLAYER PROFILE

2018 (SOPHOMORE)

Sarah Thrush played in eight games in 2018 for a total of 86 minutes. She played a season-high 17 minutes at Baylor on Sept. 2 and managed her lone shot on goal of the season during the game. Thrush played in five of the last seven contests after making three showings in the first 14 games. Nebraska went 9-7-5 overall and finished Big Ten play with a 5-3-3 mark to tie for fifth.

2017 (FRESHMAN)

Thrush made three showings during her first year with the Huskers. Thrush, who managed one shot on goal, played a total of 28 minutes in 2017. Her season high of 13 minutes came on Oct. 5 against Maryland. The Huskers went 9-5-5 overall.

HIGH SCHOOL

Thrush joined the Huskers from Mount Dora High School in Sorrento, Fla. She is a two-time Mount Dora Player of the Year (2015-16 and 2016-17). Thrush made Seminole Athletic Conference Team 1 during her sophomore season after making Team 2 as a freshman.

OTHER INFORMATION

Thrush played club soccer for Orlando City ECNL.

PERSONAL INFORMATION

Sarah is the daughter of Jodi and Bo Thrush, and was born on June 26, 1999. She has one brother, Kyle. Sarah is majoring in management and is a four-time Nebraska Scholar-Athlete Honor Roll selection. She was a member of the Tom Osborne Citizenship Team in 2018 and 2019. Sarah also made the Academic All-Big Ten Team in 2018.





#22 OLIVIA BROWN

SOPHOMORE • DEFENDER
ANKENY, IOWA (CENTENNIAL)

CAREER STATS

Year	GP-GS	Shots	SOG	Goals	Assists	Points
2018	9-4	2	1	0	0	0
Totals	9-4	2	1	0	0	0

CAREER HIGHS

Category	Career High
Points	None
Goals	None
Assists	None

HONORS AND AWARDS

- Nebraska Scholar-Athlete Honor Roll (Fall 2018; Spring 2019)
- Tom Osborne Citizenship Team (2019)

PLAYER PROFILE

2018 (FRESHMAN)

Olivia Brown started four of her nine appearances for the Husker defense during her first year at Nebraska. Brown compiled 497 minutes and took two shots (one shot on goal). Brown played the full time in each of the last four games of the season after making four appearances for a total of 48 minutes in the first 16 games of the season. Brown also compiled 69 minutes at Wisconsin on Oct. 18. She helped the NU defense record two shutouts in the final four games of the season. The Huskers went 9-7-5 overall and tied for fifth in the Big Ten with a 5-3-3 record in conference play.

HIGH SCHOOL

Brown played high school soccer at Centennial in Ankeny, Iowa under Coach Chris Allen. Brown earned first-team all-state accolades as a defender in both 2017 and 2018. The team made the State Cup semifinals in 2017, finishing the season with a 16-4-0 record. In 2018, she scored goals in both of the semifinal games, while also scoring the game-winning goal in the finals to help her team earn the 2018 State Cup championship, finishing the season with a 20-2-0 record. As a result of this win, she was named captain of the all-tournament team, was chosen to the Des Moines Register's Elite All-State team and awarded the Des Moines Register's Girls' Soccer Player of the Year. Brown also garnered first-team all-tournament in 2017, first-team all-district in 2017 and 2018, first-team all-conference in 2017 and 2018, and a spot on the academic all-state team in 2018. She also earned the Varsity Athletic Award in 2017 and 2018. Brown achieved success academically as well, claiming multiple awards, including the Des Moines Area Community College Silver Certificate and Dean's Award for High Scholastic Achievement in 2017.

OTHER INFORMATION

Brown played club soccer for Iowa Rush, which also produced Meg Brandt and former Husker Caroline Buelt, under Coach Daryl Brazeau. Brown, who served as a team captain from 2015 to 2018, helped Iowa Rush capture the 19U MRL Premier 1 Division title in 2017. She was also a part of three State Cup winning teams, claiming the 16U title in 2014, the 18U title in 2016 and the 19U crown in 2017. Brown also played for the 2000 Girls Iowa State ODP Team from 2014 to 2016, and was selected to the 2000 Girls ODP Region II Interregional Player Pool in 2016 and 2017 in Boca Raton, Fla.

PERSONAL INFORMATION

Olivia is the daughter of Kate and Thomas Brown, and was born on May 11, 2000. Olivia has one younger sister, Kallie. Olivia is majoring in biological sciences and earned spots on the Nebraska Scholar-Athlete Honor Roll in the fall and spring semesters of 2018-19. She was also a member of the Tom Osborne Citizenship Team in 2019.





#8 DAKOTA CHAN

SOPHOMORE • MIDFIELDER/FORWARD

RICHMOND, B.C. (RA McMATH SECONDARY SCHOOL)

CAREER STATS

Year	GP-GS	Shots	SOG	Goals	Assists	Points
2018	16-12	6	1	0	0	0
Totals	16-12	6	1	0	0	0

CAREER HIGHS

Category	Career High
Points	None
Goals	None
Assists	None

HONORS AND AWARDS

- Nebraska Scholar-Athlete Honor Roll (Fall 2018*; Spring 2019)
- Tom Osborne Citizenship Team (2019)

PLAYER PROFILE

2018 (FRESHMAN)

Dakota Chan played in each of the first 16 games of the 2018 season, making 12 starts, before sitting out the final five games. Chan amassed 933 minutes and took six shots, one of which was on goal. After playing 20 minutes or less in the first three games, she played 42 minutes or more in each of the next 13 contests, including seven games with more than 70 minutes. The Huskers went 9-7-5 overall and tied for fifth in the Big Ten with a 5-3-3 record in conference play.

HIGH SCHOOL

Chan played high school soccer at RA McMath Secondary School in Richmond, B.C., where she earned Top Female Athlete honors on five occasions. She was the 2018 recipient of the Campbell Cup for the school's top student-athlete. The team finished in the top eight of the AAA High School Provincials four times, including a fifth-place finish in 2015. In 2016, McMath took sixth place before finishing seventh in 2017. In 2018, Chan captained McMath to a fifth-place finish and was named to the Commissioner's 11. Chan made the Principal's Honour Roll every year from 2014 to 2018 and has won a Straight A Achievement Award every year from 2015 to 2018. Chan was a multi-sport athlete at RA McMath, where she competed in field hockey, swimming, cross country, basketball and track and field. Chan won Vancouver and District swimming titles in the 50m backstroke and 50m butterfly in 2017 as well as the 200m medley relay at the 2016 Provincial Championships. In 2017, Chan captained the McMath field hockey team to a fifth-place finish at high school Provincials, the best finish in school history, and earned Team MVP honors individually. She also played for the Field Hockey Canada Junior National Team from 2015 to 2017. Chan was named Richmond's High School Athlete of the Year and was a finalist for Sport BC's High School Athlete of the Year.

OTHER INFORMATION

Chan played club soccer for TSS FC, which also produced current Husker Natalie Cooke, under Coach Brendan Quarry. TSS FC captured the 2017 Metro Women's Select League Cup. In 2018, Chan played for the TSS FC Rovers in the WPSL.

PERSONAL INFORMATION

Dakota is the daughter of Tania and Peter, and was born on March 2, 2000. Dakota has a younger sister, Hope, and younger brother, Bodhi. Dakota is majoring in applied climate science and earned spots on the Nebraska Scholar-Athlete Honor Roll in the fall and spring semesters of 2018-19. She was also a member of the 2019 Tom Osborne Citizenship Team.





#10 KENZIE COONS

SOPHOMORE • MIDFIELDER

OMAHA, NEB. (TEXAS TECH/MILLARD WEST)

CAREER STATS

Year	GP-GS	Shots	SOG	Goals	Assists	Points
2018	21-12	10	3	1	1	3
Totals	21-12	10	3	1	1	3

CAREER HIGHS

Category	Career High
Points	2 at NC State (9/9/18)
Goals	1 at NC State (9/9/18)
Assists	1 vs. Indiana (9/20/18)

HONORS AND AWARDS

- Big Ten All-Freshman Team (2018)
- Nebraska Scholar-Athlete Honor Roll (Fall 2018; Spring 2019)
- Tom Osborne Citizenship Team (2019)

PLAYER PROFILE

2018 (FRESHMAN)

Kenzie Coons earned Big Ten All-Freshman Team accolades after playing in every game during her first year at Nebraska. Coons, who started 12 of her 21 appearances, scored one goal and tallied one assist, while taking 10 shots (three shots on goal) in 1,224 minutes. She netted her first career goal on Sept. 9 in the 39th minute of Nebraska's 2-1 road win over 13th-ranked NC State. On Sept. 20, Coons assisted Faith Carter's game-winning overtime goal against Indiana in the 91st minute. Coons progressively played more minutes as the season went on, tallying 70 or more minutes in nine of the last 13 games. NU posted a 9-7-5 mark and tied for fifth in the Big Ten at 5-3-3.

BEFORE NEBRASKA (TEXAS TECH)

Coons spent one semester at Texas Tech as a mid-year enrollee in January 2018 before coming to Nebraska.

HIGH SCHOOL

Coons played for Millard West under Coach Jackie Tevis Butler. A first-team all-state performer, Coons helped the Wildcats win the 2015 state title, while making the semifinals in 2016 and 2017. In the classroom, Coons earned academic all-state honors.

OTHER INFORMATION

Coons played club soccer for Elite Girls Academy under Coach Marcus Kelcher. A winner of the team's leadership award, Coons helped Elite Girls Academy capture the State Cup in 2013, 2014, 2016, 2017 and 2018, while making the regional finals in 2018.

PERSONAL INFORMATION

Kenzie is the daughter of Shannon and Jerry Garcia, and was born on Oct. 19, 1999. Kenzie has one sister, Jordan, and one brother, Christopher. Kenzie is majoring in psychology and earned spots on the Nebraska Scholar-Athlete Honor Roll in the fall and spring semesters of 2018-19.





#4 KATE LEACHMAN

SOPHOMORE • FORWARD

LARKSPUR, COLO. (IDAHO STATE/DOUGLAS COUNTY)

CAREER STATS (*INCLUDES ONE YEAR AT ISU)

Year	GP-GS	Shots	SOG	Goals	Assists	Points
2017*	17-13	25	10	1	2	4
2018	Redshirt					
Totals	17-13	25	10	1	2	4

CAREER HIGHS (*INCLUDES ONE YEAR AT ISU)

Category	Career High
Points	2 at Chicago State (8/15/17)
Goals	1 at Chicago State (8/15/17)
Assists	1 (2 times) last vs. Eastern Washington (10/20/17)

HONORS AND AWARDS

- Nebraska Scholar-Athlete Honor Roll (Fall 2018; Spring 2019)
- Tom Osborne Citizenship Team (2019)

PLAYER PROFILE

2018 (REDSHIRT)

Kate Leachman redshirted for the Huskers in 2018. NU produced a 9-7-5 mark overall.

BEFORE NEBRASKA (IDAHO STATE)

Leachman spent her first season of college soccer at Idaho State, playing under Coach Allison Gibson. Leachman started 13 of her 17 appearances in 2017 and logged 1,019 minutes. A Big Sky All-Academic selection, Leachman scored one goal and tallied two assists, tied for the most on the team in 2017.

HIGH SCHOOL

Leachman played high school soccer at Douglas County in Castle Rock, Colo., under Coach Shailer Thomas. The team made three playoff appearances in 2014, 2015 and 2016. Leachman garnered first-team all-conference accolades in 2017 after making the second team in 2015. She earned honorable-mention recognition in 2014 and 2016. A four-time academic all-conference selection, Leachman was named player of the game four times during her senior season in 2017. An AP Scholar and National Honor Society member, Leachman also competed for the track team at Douglas County. She was a part of the school-record setting 4x100 relay team and made three state championship appearances.

OTHER INFORMATION

Leachman played club soccer for Colorado Storm ECNL under Coach Dave Kunitz.

PERSONAL INFORMATION

Kate is the daughter of Al and Shelley Leachman, and was born on Nov. 17, 1998. She has two sisters, Kara and Kelli, and one brother, Marc. Kate is majoring in supply chain management.





#11 KAYLA MOSTOWICH

SOPHOMORE • MIDFIELDER/DEFENDER

EDMONTON, ALBERTA (STRATHCONA COMPOSITE)

CAREER STATS

Year	GP-GS	Shots	SOG	Goals	Assists	Points
2017	Redshirt					
2018	1-0	0	0	0	0	0
Totals	1-0	0	0	0	0	0

CAREER HIGHS

Category	Career High
Points	None
Goals	None
Assists	None

HONORS AND AWARDS

- Nebraska Scholar-Athlete Honor Roll (Fall 2017; Spring 2019)
- Tom Osborne Citizenship Team (2018, 2019)

PLAYER PROFILE

2018 (REDSHIRT FRESHMAN)

Kayla Mostowich made one appearance for the Huskers in 2018, coming off the bench for three minutes in the regular-season finale win over Michigan State on Oct. 24. Nebraska went 9-7-5 overall and posted a 5-3-3 record in Big Ten play to tie for fifth and qualify for the conference tournament.

2017 (REDSHIRT)

Mostowich redshirted during her first year at Nebraska. The Huskers went 9-5-5 overall.

HIGH SCHOOL

Mostowich played high school soccer at Strathcona Composite in Edmonton, Alberta. Mostowich played a key role in the team capturing the city title in 2014-15 and 2015-16.

OTHER INFORMATION

Mostowich played club soccer for the Edmonton Strikers under Coach Ameen Kadri. In 2016, the team won silver in both the city and provincial championships. Mostowich also played for Northwest United 1 under Coach Dean Cordeiro. The team won gold in the provincial championship and placed fourth at the Canadian National Championships. Mostowich has trained in numerous academies, including the Green and Gold Academy, the University of Alberta Junior Pandas Academy and the Alberta Soccer Association Provincial Team. In addition, she has trained with FC Edmonton since 2014, which developed into the CSA REX program during the 2016-17 season. In addition, Mostowich attended several Canadian U-17 national team camps.

PERSONAL INFORMATION

Kayla is the daughter of Lee and Joanne Mostowich, and was born on Sept. 10, 1999. She has one sister, Megan, and one brother, Ryan. Kayla is majoring in business administration and is a two-time Nebraska Scholar-Athlete Honor Roll selection. She was a member of the Tom Osborne Citizenship Team in 2018 and 2019.





#30 ALLISON ULNESS

SOPHOMORE • MIDFIELDER
MOORHEAD, MINN. (MOORHEAD)

CAREER STATS

Year	GP-GS	Shots	SOG	Goals	Assists	Points
2017	Redshirt					
2018	3-0	0	0	0	0	0
Totals	3-0	0	0	0	0	0

CAREER HIGHS

Category	Career High
Points	None
Goals	None
Assists	None

HONORS AND AWARDS

- Academic All-Big Ten (2018)
- Nebraska Scholar-Athlete Honor Roll (Fall 2017, 2018; Spring 2018, 2019)
- Tom Osborne Citizenship Team (2018, 2019)

PLAYER PROFILE

2018 (REDSHIRT FRESHMAN)

Allison Ulness made three appearances off the bench for a total of 41 minutes in 2018. After recording eight minutes against Oregon State (Aug. 26), she compiled 19 minutes against Purdue (Sept. 23) and 14 minutes at No. 24 Penn State (Sept. 27). Nebraska went 9-7-5 overall and tied for fifth in the Big Ten with a 5-3-3 record.

2017 (REDSHIRT)

Ulness redshirted during her first year at Nebraska. NU produced a 9-5-5 mark.

HIGH SCHOOL

Ulness prepped at Moorhead High School in Minnesota under Coach Nicole Wiesner. Ulness scored 38 career goals and added 29 career assists. As a senior, she tallied 15 goals and 15 assists in helping Moorhead to an 11-6-1 record, its best in 10 years. An all-state member in 2016, Ulness was named Team MVP in 2015 and 2016 and Best Offensive Player in 2014, 2015 and 2016. She was team captain during each of her last two seasons.

OTHER INFORMATION

Ulness played club soccer for Minnesota Thunder Academy under Coach Bulut "Turk" Ozturk. The team was a three-time State Cup semifinalist, while capturing the U.S. Club Regional title in 2016 after finishing runner-up in 2015.

PERSONAL INFORMATION

Allison is the daughter of RoseAnn and Darin Ulness, and was born on April 3, 1999. She is majoring in biology and is a four-time Nebraska Scholar-Athlete Honor Roll selection. She was a member of the Tom Osborne Citizenship Team in 2018. Allison also achieved Academic All-Big Ten status in 2018.





#20 HANNAH YOUNG

SOPHOMORE • MIDFIELDER
ENOLA, PA. (EAST PENNSBORO)

CAREER STATS

Year	GP-GS	Shots	SOG	Goals	Assists	Points
2018	17-5	3	1	0	0	0
Totals	17-5	3	1	0	0	0

CAREER HIGHS

Category	Career High
Points	None
Goals	None
Assists	None

HONORS AND AWARDS

- Nebraska Scholar-Athlete Honor Roll (Fall 2018, Spring 2019)
- Tom Osborne Citizenship Team (2019)

PLAYER PROFILE

2018 (FRESHMAN)

Hannah Young started five of her 17 appearances and compiled 513 minutes during her first year with the Huskers. After sitting out each of the first three games, Young played in 17 of the last 18 contests, registering 60 or more minutes on five occasions. She took three shots (one shot on goal) to help NU to a 9-7-5 record and a tie for fifth in the Big Ten at 5-3-3.

HIGH SCHOOL

Young attended East Pennsboro in Enola, Pa., where she played high school soccer under Coach Matt Uhrich. During her four-year career at the school, Young scored 76 goals and tallied 48 assists for 200 points, the most by any boy or girl in school history. During each of her last two seasons, she earned conference player-of-the-year honors, Mid Penn Capital Division Player-of-the-Year accolades and served as the team captain. In 2017, she scored 25 goals and recorded 24 assists to help the team to a 23-2 record and a trip to the state quarterfinals. Individually, Young achieved all-state and all-region status, while being named Pennlive Girls Soccer Player of the Year. In 2016, Young scored 19 goals and 12 assists to help East Pennsboro to a 19-3 record and a trip to the state tournament. She made the all-state team and earned All-Sentinel first-team honors and Pennlive first-team All-Star status. In 2015, Young scored 17 goals and seven assists as her team made the District 3 quarterfinals with a 12-7-1 record. She earned first-team All-Star honors in the Mid Penn Capital Division. In 2014, she scored 15 goals and five assists as the team went 13-6 en route to qualifying for the District 3 Tournament. She was named a Mid Penn Capital Division second-team All-Star. A member of the National Honor Society, Young ranked No. 1 academically in the class of 2018.

OTHER INFORMATION

Young played club soccer for HMMS Eagle FC Villa '99 under Coach Chris Fox. Young served as the team captain and helped the team capture the 2017 EDP Cup Spring Showcase title. In 2016, the team finished first in the Region I Champions League after winning the Jefferson Cup and Disney Showcase crown in 2015.

PERSONAL INFORMATION

Hannah is the daughter of Jim and Vicky Young, and was born on Oct. 31, 1999. Hannah has one sister, Lindsay, and one brother, Chris. Hannah is majoring in nutrition and health sciences, and earned a spot on the Nebraska Scholar-Athlete Honor Roll in the fall of 2018 and spring of 2019.





#15 ASHLEY ZUGAY

SOPHOMORE • MIDFIELDER/DEFENDER
ANN ARBOR, MICH. (PIONEER)

CAREER STATS

Year	GP-GS	Shots	SOG	Goals	Assists	Points
2018	19-9	4	2	0	0	0
Totals	19-9	4	2	0	0	0

CAREER HIGHS

Category	Career High
Points	None
Goals	None
Assists	None

HONORS AND AWARDS

- Nebraska Scholar-Athlete Honor Roll (Fall 2018, Spring 2019)
- Tom Osborne Citizenship Team (2019)

PLAYER PROFILE

2018 (FRESHMAN)

Ashley Zugay played in 19 games, making nine starts, during her first year at Nebraska. Zugay compiled four shots, two of which were on goal, in 1,087 minutes of action. She saw the bulk of her action in conference play, playing 70 or more minutes in nine of the last 13 games. She played the entire time in both of NU's Big Ten Tournament matches. The Huskers went 9-7-5 overall in 2018 and posted a 5-3-3 record in conference play to tie for fifth in the Big Ten.

HIGH SCHOOL

Zugay attended high school at Pioneer in Ann Arbor, Mich., where she was a member of the National Honor Society.

OTHER INFORMATION

Zugay played club soccer for Michigan Hawks DA (2017-18) and Vardar ECNL (2013-17), serving as a team captain from 2014 to 2017. The Hawks were coached by Doug Landefeld, while Vardar was coached by Demir Muftari. Zugay also attended the ECNL Midwest Player Development Program in 2016 and 2017, and the U.S. Soccer Training Center sessions in 2014.

PERSONAL INFORMATION

Ashley is the daughter of Dana and Jeff Zugay, and was born on Feb. 7, 2000. Ashley has one sister, Abby, and one brother, Jack. Ashley is majoring in economics at Nebraska. She is a two-time Nebraska Scholar-Athlete Honor Roll selection and was named to the Tom Osborne Citizenship Team in 2019.





#77 ADRIANA MALDONADO

REDSHIRT FRESHMAN • FORWARD/MIDFIELDER
FRESNO, CALIF. (CLOVIS WEST)

HONORS AND AWARDS

- Nebraska Scholar-Athlete Honor Roll (Fall 2018; Spring 2019)
- Tom Osborne Citizenship Team (2019)

PLAYER PROFILE

2018 (REDSHIRT)

Adriana Maldonado redshirted during her first year at Nebraska. The Huskers went 9-7-5 overall.

HIGH SCHOOL

Maldonado attended Clovis West High School in Fresno, Calif., but did not play soccer for the school. A member of the National Honor Society, Maldonado was a principal's honor roll member, NAIA Scholar-Athlete and 2016 Central Academic All-Star. She played basketball for Clovis West, and helped the team capture a state and national title in 2016-17.

OTHER INFORMATION

Maldonado played club soccer for Northern California ODP under Coach Brandi Chastain and for the Central California Soccer Alliance (CCSA) under Coach Jasara Gillette. In 2016, Maldonado captured Region IV Costa Rica MVP honors. CCSA won the NPL Nor Cal League title and attended nationals in 2016. The team was a Nor Cal ODP State Team Finalist in Arizona in 2016. Maldonado led the Nor Cal NPL League in goals and assists in 2016. Her teams also made the finals of the 2016 ODP Regionals in Florida.

PERSONAL INFORMATION

Adriana is the daughter of Jesse G. and Maria Greer Maldonado, and was born on July 22, 2000. Adriana has one sister, Bella, and one brother, Donovan. Adriana is majoring in psychology.



#14 KATHLEEN AITCHISON

FRESHMAN • MIDFIELDER
DELTA, B.C. (LITTLE FLOWER ACADEMY)

PLAYER PROFILE

HIGH SCHOOL

Kathleen Aitchison joined the Huskers from Little Flower Academy in Vancouver, B.C., where she played under Coach Sue Bryde. In 2018-19, Aitchison earned TSS Youth Female Player of the Year and LFA Soccer MVP of the Year. In 2017, Aitchison earned Most Outstanding Player when she helped the team to an eighth-place finish at the Girls AA High School Provincial Championships. An honour roll student during all four years, Aitchison earned the class scholarship bronze medal (awarded to the student with the highest average from each class) in social studies, French, physical education, physics and chemistry. She earned the class scholarship gold medal for highest overall average in 11th grade during the 2017-18 academic year. Aitchison also played basketball and competed for the cross country and track and field teams at Little Flower Academy.

OTHER INFORMATION

Aitchison played club soccer for TSS Black under Coach Brendan Quarry. She helped the team to a first-place finish in the Metro Women's Soccer League in 2017.

PERSONAL INFORMATION

Kathleen is the daughter of Marcey and Raymond Aitchison, and was born on July 3, 2001. She has one brother, Euan. Kathleen has not declared a major at Nebraska.

AITCHISON ON NEBRASKA

"The coaching staff and team at Nebraska are amazing. Also, the amount of support student-athletes are provided is great and will definitely help me to reach my full potential. I know that I will get the best university experience at Nebraska."





#18 ALICIA CARDENAS

FRESHMAN • MIDFIELDER
ERIE, COLO. (ERIE)

PLAYER PROFILE

HIGH SCHOOL

Alicia Cardenas joined the Huskers from Erie High School in Colorado, where she played for two seasons under Coach Jeff Vigil. An all-state and all-conference performer, Cardenas scored 22 career goals and tallied 17 career assists to help Erie to the playoffs each season. She was also an honor roll student and all-state academic athlete award recipient.

OTHER INFORMATION

Cardenas played club soccer for FC Boulder under Coach Fields Brown. Cardenas helped the team finish runner-up at the State Cup in 2016 and 2018. In 2017, she earned State Cup MVP honors in helping FC Boulder to the semifinals of the State Cup. Cardenas also earned All-Star Tournament MVP accolades.

PERSONAL INFORMATION

Alicia is the daughter of Alexandra Mitrovic, and was born on Jan. 3, 2001. Alicia has three younger brothers, Dominic, Elias and Christian. She is majoring in nutrition and health sciences.

CARDENAS ON NEBRASKA

"I chose Nebraska because I wanted to be challenged on the soccer field and have to play for my spot on the team. I also love the environment around Lincoln."



#49 MILA GRETZKY

FRESHMAN • DEFENDER
BRANTFORD, ONTARIO (NORTH PARK COLLEGIATE)

PLAYER PROFILE

HIGH SCHOOL

Mila Gretzky joined the Huskers from North Park Collegiate in Brantford, Ontario, where she played soccer under Coach Emilio Melfi. Gretzky was named varsity player of the year. She also competed on the cross country, track and field, basketball and volleyball teams for North Park Collegiate. Individually, Gretzky won the BCSSA titles in the 200, 400 and 800. She still holds the BCSSA record for the 400 meters.

OTHER INFORMATION

Gretzky played club soccer for Salt Fleet Stoney Creek under Coach Carm Lancia and for Provincial Team Ontario in 2016. Gretzky helped the team advance to the finals of the Ontario Cup in 2018. In 2017, the team won the Golden Horseshoe after winning the Ontario Cup in 2016.

PERSONAL INFORMATION

Mila is the daughter of Brent and Nicole Gretzky, and was born on March 27, 2001 in Fort Wayne, Ind. She has one sister, Avery and one brother, Luke. Mila is majoring in criminology and criminal justice.

GRETZKY ON NEBRASKA

"It feels like home. The coaches want you to succeed, the facilities are great and everyone is very friendly."





#6 EMMA MARCUS

FRESHMAN • FORWARD
WINTER SPRINGS, FLA. (WINTER SPRINGS)

PLAYER PROFILE

HIGH SCHOOL

Emma Marcus joined the Huskers from Winter Springs in Florida, where she played under Coach Kurt Oettl. Marcus helped the team to Seminole County Districts in 2015 and 2017. During each of her first three years, she led the team in goals scored, amassing 47 goals and seven assists for her career. A team captain during her junior season, she captured first-team all-conference honors during her sophomore and junior seasons after claiming second-team accolades as a freshman. She was also named Team MVP as a sophomore and junior.

OTHER INFORMATION

Marcus played club soccer for Florida Kraze Krush under Coaches Mark Hansen and Hue Menzies. Marcus helped the team to ECNL Nationals in 2018 after making Southern Regionals in 2017. In 2016, Florida Kraze Krush finished fourth at nationals after winning the Southern Regionals title. The team made U.S. Club Regionals in 2015. In 2014, she helped the team to the Southern Regionals quarterfinals en route to winning junior player-of-the-year honors individually.

PERSONAL INFORMATION

Emma is the daughter of Josh and Lisa Marcus, and was born on May 2, 2001. She has four brothers, Brandyn and Sam Marcus, and Jeff and Jordan Janssen. Emma is studying pre-veterinary medicine.

MARCUS ON NEBRASKA

"Nebraska is where I was born and my family has deep roots in the state and I felt as though I was returning home. The coaches, players and staff resemble a family that I can't wait to be a part of."



#17 MARISSA POPOOLA

FRESHMAN • FORWARD
OVERLAND PARK, KAN. (BLUE VALLEY WEST)

PLAYER PROFILE

HIGH SCHOOL

Marissa Popoola joined the Huskers from Blue Valley West in Overland Park, Kan., where she played under Coach Alex Aiman. Popoola helped the team win back-to-back state titles in 2017 and 2018 after a runner-up finish in 2016. She earned first-team all-state and first-team Eastern Kansas League honors during all three years. In 2018, Popoola scored 29 goals and tallied 13 assists en route to earning Eastern Kansas League Offensive Player-of-the-Year recognition. In 2017, she scored 19 goals after netting 12 goals in 2016. She was named 2018-19 Gatorade Kansas Girls Soccer Player of the Year and also earned All-America honors from the United Soccer Coaches.

OTHER INFORMATION

Popoola played club soccer for KC Blaze Academy Blue Angels under Coach Ben Popoola. The team's leading goal scorer, Popoola helped the team win three consecutive Kansas State Cup titles from 2016 to 2018. The team also won the MRL First Division, the Heartland Midwest Classic Tournament, the Midwest All Girls Tournament, the Challenger Sports Invitational, the Heartland Invitational and Kansas City Invitational.

PERSONAL INFORMATION

Marissa is the daughter of Ben and Christine Popoola, and was born on Sept. 24, 2001. She has one sister, Amber. Marissa is majoring in veterinary science.

POPOOLA ON NEBRASKA

"I chose Nebraska because of the quality of education, the tradition of excellence, the warm community, the chemistry of the women's soccer team and the chance to be part of one of the best soccer programs in the country."





#1 MAKINZIE SHORT

FRESHMAN • GOALKEEPER
ERIE, COLO. (PEAK TO PEAK CHARTER SCHOOL)

PLAYER PROFILE

HIGH SCHOOL

Makinzie Short joined the Huskers from Peak to Peak Charter School in Lafayette, Colo., where she played under Coach Joe Swanson. Short played for the school during her first two years before spending her junior and senior years in the developmental academy. As a freshman at Peak to Peak Charter School in 2016, Short was named MVP when she helped the team to the Elite Eight of the 3A Playoffs. As a sophomore in 2017, the team made the finals of the 3A Playoffs. Over the span of two years, Short compiled 598 minutes, earning 43 saves and posted nine shutouts.

OTHER INFORMATION

Short played for the Real Colorado Developmental Academy under Coach Jared Spires during her junior and senior years of high school. The team won the Developmental Academy U-16/17 title. Short also played club soccer for FC Boulder from 2013 to 2017.

PERSONAL INFORMATION

Makinzie is the daughter of Guy and Stephanie Short, and was born on Aug. 9, 2001. She has one brother, Collin. Makinzie is majoring in marketing.

SHORT ON NEBRASKA

"When I visited Nebraska, I knew I had found my home. Not only does Nebraska have an amazing soccer program with unforgettable facilities, but more importantly, I knew right away that Nebraska would be committed to developing me as a top student-athlete and also a student leader and individual. After meeting the coaches and players, I knew instantly that Nebraska was where I was meant to be. I am so excited to call Lincoln my home for the next four years!"



#2 CARLY WALKER

FRESHMAN • MIDFIELDER
WYOMING, MINN. (FOREST LAKE)

PLAYER PROFILE

HIGH SCHOOL

Carly Walker joined the Huskers from Forest Lake in Minnesota, where she played under Coach Amanda Saelens. A four-year letterwinner, Walker served as the team captain in 2017 and 2018. She earned multiple other team awards, including Most Committed (2014), Hardest Working (2014-16), Rookie of the Year (2015) and MVP (2017, 2018). Walker was an all-conference selection in 2017 and 2018. She achieved "A" honor roll status from 2014 to 2016, and made the "B" honor roll in 2017. Walker also competed for the Forest Lake track team, earning a letter in 2013.

OTHER INFORMATION

Walker played club soccer for Minnesota Thunder Academy under Coach Dave Alberti. She helped the team capture the league title in 2016. In addition, Walker played on the ODP state team in 2016 and the ODP regional team in 2017.

PERSONAL INFORMATION

Carly is the daughter of Mike and Susie Walker, and was born on Nov. 30, 2000 in Omaha, Neb. Carly has one sister, Jess. Carly is majoring in child, youth and family studies.

WALKER ON NEBRASKA

"No other University compares to the players, coaches or facilities that are offered here. This is such a great program both on and off the field and I can't wait to be a part of it. I am finally able to live out my dream and play at Nebraska for the next four years."





**KANSAS
JAYHAWKS**

Thursday, Aug. 22 • 7 p.m. (CT)
Rock Chalk Park • Lawrence, Kan.

SERIES HISTORY

Overall Nebraska leads, 18-3-2
Last Meeting 2017 in Lawrence, Kan. (W, 3-0)
First Meeting 1995 in Lincoln, Neb. (W, 8-1)
Nebraska Record at Home 8-2-1
Nebraska Record at Kansas 7-1-1
Nebraska Record at Neutral Site 3-0-0

2018 SEASON

Overall Record 12-6-3
Big 12 Record (Place) 5-4-0 (6th)
NCAA Tournament Second Round

HEAD COACH MARK FRANCIS

Record at Kansas 219-163-34 (20 years)
Career Record 252-188-35 (23 years)



**CLEMSON
TIGERS**

Friday, Aug. 30 • 7:05 p.m. (CT)
Barbara Hibner Stadium • Lincoln, Neb.

SERIES HISTORY

Overall Series tied, 1-1-1
Last Meeting 2016 in Clemson, S.C. (L, 2-5)
First Meeting 1998 in Lincoln, Neb. (W, 4-1)
Nebraska Record at Home 1-0-0
Nebraska Record at Clemson 0-1-1
Nebraska Record at Neutral Site 0-0-0

2018 SEASON

Overall Record 12-9-0
ACC Record (Place) 6-4-0 (T-5th)
NCAA Tournament First Round

HEAD COACH EDDIE RADWANSKI

Record at Clemson 82-56-19 (8 years)
Career Record 221-121-32 (18 years)



**BAYLOR
BEARS**

Sunday, Sept. 1 • 7:05 p.m. (CT)
Barbara Hibner Stadium • Lincoln, Neb.

SERIES HISTORY

Overall Nebraska leads, 12-8-2
Last Meeting 2018 in Waco, Texas (L, 0-6)
First Meeting 1996 in Waco, Texas (W, 2-1)
Nebraska Record at Home 4-2-2
Nebraska Record at Baylor 4-6-0
Nebraska Record at Neutral Site 4-0-0

2018 SEASON

Overall Record 20-6-0
Big 12 Record (Place) 8-1-0 (1st)
NCAA Tournament Quarterfinals

HEAD COACH PAUL JOBSON

Record at Baylor 56-25-9 (4 years)
Career Record Same



**LONG BEACH STATE
49ERS**

Friday, Sept. 6 • 9 p.m. (CT)
George Allen Field • Long Beach, Calif.

SERIES HISTORY

Overall First meeting
Last Meeting N/A
First Meeting N/A
Nebraska Record at Home 0-0-0
Nebraska Record at Long Beach State 0-0-0
Nebraska Record at Neutral Site 0-0-0

2018 SEASON

Overall Record 12-6-3
Big West Record (Place) 5-1-2 (1st)
NCAA Tournament First Round

HEAD COACH MAURICIO INGRASSIA

Record at Long Beach State .. 167-102-39 (15 years)
Career Record Same



**USC
TROJANS**

Sunday, Sept. 8 • 2 p.m. (CT)
McAlister Field • Los Angeles, Calif.

SERIES HISTORY

Overall Nebraska leads, 3-1-0
Last Meeting . 2001 in Los Angeles, Calif. (W, 3-2)
First Meeting... 1995 in Los Angeles, Calif. (L, 0-4)
Nebraska Record at Home 1-0-0
Nebraska Record at USC 2-1-0
Nebraska Record at Neutral Site 0-0-0

2018 SEASON

Overall Record 17-2-3
Pac-12 Record (Place) 8-2-1 (3rd)
NCAA Tournament Third Round

HEAD COACH KEIDANE McALPINE

Record at USC 78-21-12 (5 years)
Career Record 134-78-29 (12 years)



**OKLAHOMA
SOONERS**

Friday, Sept. 13 • 7:05 p.m. (CT)
Barbara Hibner Stadium • Lincoln, Neb.

SERIES HISTORY

Overall Nebraska leads, 13-4-1
Last Meeting 2018 in Norman, Okla. (W, 2-1)
First Meeting 1996 in Lincoln, Neb. (W, 8-0)
Nebraska Record at Home 7-2-0
Nebraska Record at Oklahoma 6-2-1
Nebraska Record at Neutral Site 0-0-0

2018 SEASON

Overall Record 7-10-2
Big 12 Record (Place) 3-5-1 (7th)
NCAA Tournament DNQ

HEAD COACH MATT POTTER

Record at Oklahoma 55-68-20 (7 years)
Career Record 143-137-46 (16 years)



**GONZAGA
BULLDOGS**

Sunday, Sept. 15 • 1:05 p.m. (CT)
Barbara Hibner Stadium • Lincoln, Neb.

SERIES HISTORY

Overall First meeting
Last Meeting N/A
First Meeting N/A
Nebraska Record at Home 0-0-0
Nebraska Record at Gonzaga 0-0-0
Nebraska Record at Neutral Site 0-0-0

2018 SEASON

Overall Record 10-4-4
West Coast Record (Place) 5-2-2 (4th)
NCAA Tournament DNQ

HEAD COACH CHRIS WATKINS

Record at Gonzaga 20-12-5 (2 years)
Career Record Same



**PURDUE
BOILERMAKERS**

Friday, Sept. 20 • 6 p.m. (CT)
Folk Field • West Lafayette, Ind.

SERIES HISTORY

Overall Nebraska leads, 7-3-0
Last Meeting 2018 in Lincoln, Neb. (W, 1-0)
First Meeting 2000 in Lincoln, Neb. (W, 4-1)
Nebraska Record at Home 4-1-0
Nebraska Record at Purdue 3-2-0
Nebraska Record at Neutral Site 0-0-0

2018 SEASON

Overall Record 6-8-4
Big Ten Record (Place) 1-7-3 (13th)
NCAA Tournament DNQ

HEAD COACH DREW ROFF

Record at Purdue 29-32-8 (4 years)
Career Record 153-99-20 (14 years)



**INDIANA
HOOSIERS**

Sunday, Sept. 22 • Noon (CT)
Bill Armstrong Stadium • Bloomington, Ind.

SERIES HISTORY

Overall Nebraska leads, 7-1-1
Last Meeting... 2018 in Lincoln, Neb. (W, 4-3, OT)
First Meeting. 2010 in Bloomington, Ind. (W, 3-1)
Nebraska Record at Home 5-0-0
Nebraska Record at Indiana 1-1-1
Nebraska Record at Neutral Site 1-0-0

2018 SEASON

Overall Record 8-8-2
Big Ten Record (Place) 4-7-0 (11th)
NCAA Tournament DNQ

HEAD COACH ERWIN VAN BENNEKOM

Record at Indiana First season
Career Record First season

N NORTHWESTERN WILDCATS

Thursday, Sept. 26 • 6 p.m. (CT)
Barbara Hibner Stadium • Lincoln, Neb.

SERIES HISTORY

Overall Nebraska leads, 6-2-3
Last Meeting 2017 in Evanston, Ill. (L, 0-1)
First Meeting 1995 in Lincoln, Neb. (W, 4-0)
Nebraska Record at Home 3-0-2
Nebraska Record at Northwestern 3-2-1
Nebraska Record at Neutral Site 0-0-0

2018 SEASON

Overall Record 10-5-4
Big Ten Record (Place) 4-4-3 (9th)
NCAA Tournament First Round

HEAD COACH MICHAEL MOYNIHAN

Record at Northwestern 71-54-21 (7 years)
Career Record 265-138-59 (22 years)

I ILLINOIS FIGHTING ILLINI

Sunday, Sept. 29 • 1:05 p.m. (CT)
Barbara Hibner Stadium • Lincoln, Neb.

SERIES HISTORY

Overall Illinois leads, 7-2-0
Last Meeting 2018 in Lincoln, Neb. (L, 1-2)
First Meeting 2004 in Champaign, Ill. (L, 1-2)
Nebraska Record at Home 1-3-0
Nebraska Record at Illinois 1-4-0
Nebraska Record at Neutral Site 0-0-0

2018 SEASON

Overall Record 11-8-1
Big Ten Record (Place) 6-5-0 (T-5th)
NCAA Tournament DNQ

HEAD COACH JANET RAYFIELD

Record at Illinois 193-136-33 (17 years)
Career Record 238-200-40 (23 years)

IOWA HAWKEYES

Thursday, Oct. 3 • 7 p.m. (CT)
UI Soccer Complex • Iowa City, Iowa

SERIES HISTORY

Overall Nebraska leads, 10-1-1
Last Meeting 2018 in Lincoln, Neb. (L, 1-2)
First Meeting 2003 in Lincoln, Neb. (W, 3-0)
Nebraska Record at Home 7-1-0
Nebraska Record at Iowa 2-0-1
Nebraska Record at Neutral Site 1-0-0

2018 SEASON

Overall Record 8-7-3
Big Ten Record (Place) 4-5-2 (10th)
NCAA Tournament DNQ

HEAD COACH DAVE DIANNI

Record at Iowa 46-43-7 (5 years)
Career Record 267-61-25 (16 years)

M MICHIGAN WOLVERINES

Sunday, Oct. 6 • Noon (CT)
U-M Soccer Stadium • Ann Arbor, Mich.

SERIES HISTORY

Overall Michigan leads, 7-1-3
Last Meeting 2018 in Lincoln, Neb. (T, 1-1, 2OT)
First Meeting 1994 in Austin, Texas (L, 0-2)
Nebraska Record at Home 1-3-1
Nebraska Record at Michigan 0-3-1
Nebraska Record at Neutral Site 0-1-1

2018 SEASON

Overall Record 9-9-1
Big Ten Record (Place) 5-5-1 (T-7th)
NCAA Tournament DNQ

HEAD COACH JENNIFER KLEIN

Record at Michigan 9-9-1 (1 year)
Career Record 28-28-5 (3 years)

M MARYLAND TERRAPINS

Friday, Oct. 11 • 7:05 p.m. (CT)
Barbara Hibner Stadium • Lincoln, Neb.

SERIES HISTORY

Overall Nebraska leads, 4-0-0
Last Meeting 2018 in College Park, Md. (W, 2-1, OT)
First Meeting 2014 in Lincoln, Neb. (W, 4-3, OT)
Nebraska Record at Home 3-0-0
Nebraska Record at Maryland 1-0-0
Nebraska Record at Neutral Site 0-0-0

2018 SEASON

Overall Record 4-10-5
Big Ten Record (Place) 2-7-2 (12th)
NCAA Tournament DNQ

HEAD COACH RAY LEONE

Record at Maryland 14-33-9 (3 years)
Career Record 296-185-54 (28 years)

R RUTGERS SCARLET KNIGHTS

Sunday, Oct. 13 • 1:05 p.m. (CT)
Barbara Hibner Stadium • Lincoln, Neb.

SERIES HISTORY

Overall Series tied, 0-0-4
Last Meeting 2018 in Piscataway, N.J. (T, 1-1, 2OT)
First Meeting 2014 in Lincoln, Neb. (T, 1-1, 2OT)
Nebraska Record at Home 0-0-2
Nebraska Record at Rutgers 0-0-2
Nebraska Record at Neutral Site 0-0-0

2018 SEASON

Overall Record 11-4-5
Big Ten Record (Place) 7-1-3 (2nd)
NCAA Tournament First Round

HEAD COACH MIKE O'NEILL

Record at Rutgers 71-21-21 (5 years)
Career Record Same

M MINNESOTA GOLDEN GOPHERS

Thursday, Oct. 17 • 4 p.m. (CT)
Elizabeth Lyle Robbie Stadium • St. Paul, Minn.

SERIES HISTORY

Overall Series tied, 7-7-0
Last Meeting 2018 in Westfield, Ind. (L, 0-2)
First Meeting 1996 in Lincoln, Neb. (W, 3-2, 4OT)
Nebraska Record at Home 4-3-0
Nebraska Record at Minnesota 2-3-0
Nebraska Record at Neutral Site 1-1-0

2018 SEASON

Overall Record 12-9-2
Big Ten Record (Place) 5-5-1 (T-7th)
NCAA Tournament Second Round

HEAD COACH STEFANIE GOLAN

Record at Minnesota 84-48-17 (7 years)
Career Record 117-66-27 (10 years)

W WISCONSIN BADGERS

Sunday, Oct. 20 • 1 p.m. (CT)
McClimon Track/Soccer Complex • Madison, Wis.

SERIES HISTORY

Overall Series tied, 4-4-2
Last Meeting 2018 in Madison, Wis. (L, 0-1)
First Meeting 2002 in Lincoln, Neb. (W, 1-0)
Nebraska Record at Home 1-2-1
Nebraska Record at Wisconsin 3-2-1
Nebraska Record at Neutral Site 0-0-0

2018 SEASON

Overall Record 14-4-4
Big Ten Record (Place) 6-2-3 (T-3rd)
NCAA Tournament Third Round

HEAD COACH PAULA WILKINS

Record at Wisconsin 134-76-35 (12 years)
Career Record 254-95-97 (18 years)

PENN STATE NITTANY LIONS

Sunday, Oct. 27 • 1:05 p.m. (CT)
Barbara Hibner Stadium • Lincoln, Neb.

SERIES HISTORY

Overall Penn State leads, 4-2-2
Last Meeting 2018 in University Park, Pa. (W, 1-0)
First Meeting 2011 in University Park, Pa. (L, 4-5)
Nebraska Record at Home 1-1-2
Nebraska Record at Penn State 1-3-0
Nebraska Record at Neutral Site 0-0-0

2018 SEASON

Overall Record 18-6-1
Big Ten Record (Place) 9-2-0 (1st)
NCAA Tournament Quarterfinals

HEAD COACH ERICA DAMBACH

Record at Penn State 202-66-19 (12 years)
Career Record 242-94-22 (16 years)

OTHER BIG TEN TEAMS



MICHIGAN STATE SPARTANS

SERIES HISTORY

Overall Nebraska leads, 4-3-1
 Last Meeting 2018 in Lincoln, Neb. (W, 2-0)
 First Meeting 2011 in Lincoln, Neb. (L, 0-1)
 Nebraska Record at Home 3-1-0
 Nebraska Record at Michigan State 1-2-1
 Nebraska Record at Neutral Site 0-0-0

2018 SEASON

Overall Record 5-10-3
 Big Ten Record (Place) 0-9-2 (14th)
 NCAA Tournament DNQ

HEAD COACH TOM SAXTON

Record at Michigan State .. 265-232-54 (28 years)
 Career Record Same



OHIO STATE BUCKEYES

SERIES HISTORY

Overall Series tied, 4-4-2
 Last Meeting .. 2018 in Columbus, Ohio (T, 0-0, 2OT)
 First Meeting... 2011 in Columbus, Ohio (W, 3-2)
 Nebraska Record at Home 2-2-0
 Nebraska Record at Ohio State 2-1-2
 Nebraska Record at Neutral Site 0-1-0

2018 SEASON

Overall Record 9-6-4
 Big Ten Record (Place) 6-2-3 (T-3rd)
 NCAA Tournament First Round

HEAD COACH LORI WALKER-HOCK

Record at Ohio State 250-166-45 (22 years)
 Career Record 263-189-46 (24 years)

EXHIBITION OPPONENTS



OMAHA MAVERICKS

Saturday, Aug. 10 • 7:05 p.m. (CT)
 Barbara Hibner Stadium • Lincoln, Neb.

SERIES HISTORY

Overall Never met in a regular-season game
 Last Meeting N/A
 First Meeting N/A
 Nebraska Record at Home 0-0-0
 Nebraska Record at Omaha 0-0-0
 Nebraska Record at Neutral Site 0-0-0

2018 SEASON

Overall Record 8-11-2
 Summit Record (Place) 4-3-1 (4th)
 NCAA Tournament DNQ

HEAD COACH TIM WALTERS

Record at Omaha 14-21-3 (2 years)
 Career Record Same



ARKANSAS RAZORBACKS

Thursday, Aug. 15 • 7 p.m. (CT)
 Razorback Field • Fayetteville, Ark.

SERIES HISTORY

Overall Nebraska leads, 3-1-0
 Last Meeting 2013 in Fayetteville, Ark. (L, 1-2)
 First Meeting.. 1995 in Fayetteville, Ark. (W, 3-0)
 Nebraska Record at Home 2-0-0
 Nebraska Record at Arkansas 1-1-0
 Nebraska Record at Neutral Site 0-0-0

2018 SEASON

Overall Record 14-6-3
 SEC Record (Place) 6-3-1 (T-3rd)
 NCAA Tournament Second Round

HEAD COACH COLBY HALE

Record at Arkansas 82-57-16 (7 years)
 Career Record Same

BIG TEN TOURNAMENT

BIG TEN QUARTERFINALS

Sunday, Nov. 3
 Campus sites of top four seeds

BIG TEN SEMIFINALS

Friday, Nov. 8
 Site TBA

BIG TEN FINAL

Sunday, Nov. 10
 Site TBA



NCAA TOURNAMENT

NCAA FIRST ROUND

Friday, Nov. 15 - Sunday, Nov. 17
 Campus sites

NCAA SECOND ROUND

Friday, Nov. 22
 Campus sites

NCAA THIRD ROUND

Sunday, Nov. 24
 Campus sites

NCAA QUARTERFINALS

Friday, Nov. 29 - Saturday, Nov. 30
 Campus sites

COLLEGE CUP SEMIFINALS

Friday, Dec. 6
 San Jose, Calif. (Avaya Stadium)

COLLEGE CUP FINAL

Sunday, Dec. 8
 San Jose, Calif. (Avaya Stadium)



Date	Opponent (Rank)	Result	Shots NU/Opp	SOG NU/Opp	Saves NU/Opp	Corners NU/Opp	NU Goals	NU Assists	Attendance
Aug. 16	at Oklahoma	W, 2-1	15/4	4/3	2/2	8/0	Pujado, OCHOA	Ochoa	503
Aug. 20	BYU	T, 2-2 (2OT)	17/10	9/4	2/7	15/0	Carter, Uveges	Uveges, Buelt	919
Aug. 24	Oregon	W, 2-0	7/4	3/3	3/1	4/3	OWN GOAL, Cooke	Uveges	1082
Aug. 26	Oregon State	W, 3-0	9/5	4/0	0/1	2/2	BRANDT, Miramontez, Uveges	Corder, Ochoa	1607
Aug. 31	Washington St. (18)	L, 1-2	14/9	7/4	2/6	4/3	Uveges	-	966
Sept. 2	at Baylor	L, 0-6	8/13	5/7	1/5	3/3	-	-	932
Sept. 6	at Duke (14)	L, 1-3	10/11	3/5	2/2	1/3	Carter	Uveges, Loebel	523
Sept. 9	at NC State (13)	W, 2-1	7/15	5/7	6/3	5/7	Coons, CARTER	Cooke, Brandt, Ochoa	587
Sept. 14	at Rutgers *	T, 1-1 (2OT)	7/17	4/7	6/3	1/5	Uveges	-	918
Sept. 16	at Maryland *	W, 2-1 (OT)	17/5	6/2	1/4	5/2	Uveges, CARTER	Carter, Ochoa	685
Sept. 20	Indiana *	W, 4-3 (OT)	11/8	8/4	1/4	5/4	Brandt, CARTER (3)	Pujado, Huber, Uveges, Cooke, Brandt, Coons	832
Sept. 23	Purdue *	W, 1-0	6/8	2/2	2/1	6/1	UVEGES	Brandt, Ochoa	1190
Sept. 27	at Penn State (24) *	W, 1-0	9/16	3/9	9/2	3/6	UVEGES	-	651
Sept. 30	at Ohio State *	T, 1-1 (2OT)	17/9	6/5	4/5	4/5	Carter	-	503
Oct. 5	Iowa *	L, 1-2	11/6	5/3	1/4	3/2	Huber	Ochoa	873
Oct. 12	Michigan *	T, 1-1 (2OT)	15/9	7/4	3/6	4/2	Miramontez	-	1188
Oct. 18	at Wisconsin (19) *	L, 0-1	9/8	5/3	2/5	3/1	-	-	573
Oct. 21	Illinois *	L, 1-2	7/9	3/4	2/2	6/3	Carter	Ochoa	967
Oct. 24	Michigan State *	W, 2-0	13/5	4/1	1/2	1/2	UVEGES, Brandt	Ochoa, Carter	663

BIG TEN TOURNAMENT

Oct. 28	at Ohio State	T, 0-0 (2OT)%	7/16	3/6	6/3	4/3	-	-	292
Nov. 2	vs. Minnesota ^	L, 0-2	7/13	3/6	4/3	7/2	-	-	168
Totals	21 games	28-29	223/200	99/89	60/71	94/59	-	-	16,622

Home games in **bold**. GAME-WINNING GOAL. Game-winning assists. *-Big Ten game. %-Nebraska won penalty kick shootout, 3-2. ^-Game played at Grand Park in Westfield, Ind.



Front Row (L-R): Brenna Ochoa, Michaela Loebel, Faith Carter, Lauren Smith, Savannah Uveges, Caroline Buelt, Meg Brandt
 Middle Row (L-R): Kenzie Coons, Kate Leachman, Sinclaire Miramontez, Adriana Maldonado, Kayla Mostowich, Theresa Pujado, Hannah McKinney, Grace Brown, Dakota Chan
 Back Row (L-R): Sarah Thrush, Allison Ulness, Niejja Watkins, Olivia Brown, Aubrei Corder, Mayte Corral, Hannah Young, Natalie Cooke, Ashley Zugay, Elyse Huber

GOALKEEPING

Name	GP-GS	Minutes	GA	Avg.	Saves	Pct.	W	L	T	SHO
Aubrei Corder	21-21	1970:44	28	1.28	56	.667	9	7	5	5/1
Mayte Corral	2-0	22:07	1	4.07	1	.500	0	0	0	0/1
Total	21	1992:51	29	1.31	60	.674	9	7	5	6
Opponents	21	1992:51	28	1.26	71	.717	7	9	5	4

INDIVIDUAL OFFENSIVE STATISTICS

Player	GP-GS	Min	G	A	Pts	Sh	Shot%	SOG	SOG%	YC-RC	GW	PK-ATT
Faith Carter	21-20	1558	9	2	20	41	.220	19	.463	4-0	3	0-0
Meg Brandt	21-21	1924	3	3	9	36	.083	16	.444	1-0	1	0-0
Savanah Uveges	21-21	1754	8	4	20	30	.267	16	.533	1-0	3	4-4
Elyse Huber	20-9	956	1	1	3	22	.045	9	.409	0-0	0	0-0
Sinclair Miramontez	17-17	1536	2	0	4	15	.133	5	.333	0-0	0	0-0
Brenna Ochoa	21-21	1949	1	8	10	10	.100	6	.600	0-0	1	0-0
Natalie Cooke	20-2	772	1	2	4	10	.100	5	.500	0-0	0	0-0
Kenzie Coons	21-12	1224	1	1	3	10	.100	3	.300	1-0	0	0-0
Theresa Pujado	21-15	1174	1	1	3	10	.100	2	.200	0-0	0	0-0
Grace Brown	21-21	1938	0	0	0	9	.000	5	.556	1-0	0	0-0
Caroline Buelt	16-12	1026	0	1	1	7	.000	3	.429	2-0	0	0-0
Michaela Loebel	9-9	610	0	1	1	6	.000	2	.333	0-0	0	0-0
Dakota Chan	16-12	933	0	0	0	6	.000	1	.167	0-0	0	0-0
Ashley Zugay	19-9	1087	0	0	0	4	.000	2	.500	0-0	0	0-0
Hannah Young	17-5	513	0	0	0	3	.000	1	.333	0-0	0	0-0
Olivia Brown	9-4	497	0	0	0	2	.000	1	.500	0-0	0	0-0
Niejia Watkins	15-0	257	0	0	0	1	.000	1	1.000	0-0	0	0-0
Sarah Thrush	8-0	86	0	0	0	1	.000	1	1.000	0-0	0	0-0
Allison Ulness	3-0	41	0	0	0	0	.000	0	.000	0-0	0	0-0
Mayte Corral	2-0	23	0	0	0	0	.000	0	.000	0-0	0	0-0
Hannah McKinney	6-0	85	0	0	0	0	.000	0	.000	0-0	0	0-0
Aubrei Corder	21-21	1970	0	1	1	0	.000	0	.000	0-0	0	0-0
Kayla Mostowich	1-0	3	0	0	0	0	.000	0	.000	0-0	0	0-0
Total	21	21916	28	25	81	223	.126	99	.444	10-0	9	4-4
Opponents	21	-	29	23	81	200	.145	89	.445	10-1	7	2-2

TEAM RECORD.....W-L-T

Overall:9-7-5
 Conference:5-3-3
 Home:5-3-2
 Away:4-3-3
 Neutral:0-1-0
 Overtime:2-0-5

ATTENDANCEDates Total Average

Total:21 16,622 792
 Home:10 10,287 1,029
 Away:10 6,167 617
 Neutral:1 168 168

GOALS BY PERIOD

	1st	2nd	OT	OT2	Total
Nebraska	15	11	2	0	28
Opponents	13	16	0	0	29

SHOTS BY PERIOD

	1st	2nd	OT	OT2	Total
Nebraska	103	106	9	5	223
Opponents	72	113	7	8	200

SAVES BY PERIOD

	1st	2nd	OT	OT2	Total
Nebraska	20	35	3	2	60
Opponents	24	39	6	2	71

CORNER KICKS BY PERIOD

	1st	2nd	OT	OT2	Total
Nebraska	47	35	10	2	94
Opponents	21	34	1	3	59

FOULS BY PERIOD

	1st	2nd	OT	OT2	Total
Nebraska	81	107	2	7	197
Opponents	102	124	7	5	238

TEAM STATISTICS

	NEBRASKA	OPPONENTS
Goals-Shot attempts	28-223	29-200
Goals scored per game	1.33	1.38
Shot pct.	.126	.145
Shots on goal-Attempts	99-223	89-200
SOG pct.	.444	.445
Shots/Game	10.6	9.5
Assists	25	23
CORNER KICKS	94	59
PENALTY KICKS	4-4	2-2
PENALTIES		
Yellow cards	10	10
Red cards	0	1
ATTENDANCE		
Total	10287	6167
Dates/Avg Per Date	10/1029	10/617
Neutral Site #/Avg	1/168	

POINTS

Player	GP	G	A	Pts	Shots
Faith Carter	21	9	2	20	41
Savanah Uveges	21	8	4	20	30
Brenna Ochoa	21	1	8	10	10
Meg Brandt	21	3	3	9	36
Sinclair Miramontez	17	2	0	4	15
Natalie Cooke	20	1	2	4	10
Elyse Huber	20	1	1	3	22
Kenzie Coons	21	1	1	3	10
Theresa Pujado	21	1	1	3	10
Caroline Buelt	16	0	1	1	7

GOALS

Player	GP	G	A	Pts	Shots
Faith Carter	21	9	2	20	41
Savanah Uveges	21	8	4	20	30
Meg Brandt	21	3	3	9	36
Sinclair Miramontez	17	2	0	4	15
Brenna Ochoa	21	1	8	10	10
Theresa Pujado	21	1	1	3	10
Kenzie Coons	21	1	1	3	10
Elyse Huber	20	1	1	3	22
Natalie Cooke	20	1	2	4	10
TEAM	21	1	0	2	0

ASSISTS

Player	GP	G	A	Pts	Shots
Brenna Ochoa	21	1	8	10	10
Savanah Uveges	21	8	4	20	30
Meg Brandt	21	3	3	9	36
Natalie Cooke	20	1	2	4	10
Faith Carter	21	9	2	20	41
Aubrei Corder	21	0	1	1	0
Michaela Loebel	9	0	1	1	6
Caroline Buelt	16	0	1	1	7
Elyse Huber	20	1	1	3	22
Kenzie Coons	21	1	1	3	10

SHOTS

Player	GP	G	A	Sh	Shot%
Faith Carter	21	9	2	41	.220
Meg Brandt	21	3	3	36	.083
Savanah Uveges	21	8	4	30	.267
Elyse Huber	20	1	1	22	.045
Sinclair Miramontez	17	2	0	15	.133
Brenna Ochoa	21	1	8	10	.100
Natalie Cooke	20	1	2	10	.100
Kenzie Coons	21	1	1	10	.100
Theresa Pujado	21	1	1	10	.100
Grace Brown	21	0	0	9	.000

SHOTS ON GOAL

Player	GP	G	A	Sh	SOG
Faith Carter	21	9	2	41	19
Meg Brandt	21	3	3	36	16
Savanah Uveges	21	8	4	30	16
Elyse Huber	20	1	1	22	9
Brenna Ochoa	21	1	8	10	6
Sinclair Miramontez	17	2	0	15	5
Natalie Cooke	20	1	2	10	5
Grace Brown	21	0	0	9	5
Kenzie Coons	21	1	1	10	3
Caroline Buelt	16	0	1	7	3

GAME WINNING GOALS

Player	GP	GWG
Faith Carter	21	3
Savanah Uveges	21	3
Brenna Ochoa	21	1
Meg Brandt	21	1
TEAM	21	1

BIG TEN REGULAR SEASON STANDINGS

Team	Conf.	Pct.	Pts.	Overall	Pct.
Penn State	9-2-0	.818	27	18-6-1	.740
Rutgers	7-1-3	.773	24	11-4-5	.675
Wisconsin	6-2-3	.682	21	14-4-4	.727
Ohio State	6-2-3	.682	21	9-6-4	.579
Nebraska	5-3-3	.591	18	9-7-5	.548
Illinois	6-5-0	.545	18	11-8-1	.575
Minnesota	5-5-1	.500	16	12-9-2	.565
Michigan	5-5-1	.500	16	9-9-1	.500
Northwestern	4-4-3	.500	15	10-5-4	.632
Iowa	4-5-2	.455	14	8-7-3	.528
Indiana	4-7-0	.364	12	8-8-2	.500
Maryland	2-7-2	.273	8	4-10-5	.342
Purdue	1-7-3	.227	6	6-8-4	.444
Michigan State	0-9-2	.091	2	5-10-3	.361

BIG TEN TOURNAMENT RESULTS

QUARTERFINALS

Sunday, Oct. 28 • Campus sites of higher seeds

- #1 Penn State 1, #8 Michigan 0
- #5 Illinois 2, #4 Wisconsin 2 (2OT) - ILL advances 3-0 on penalty kicks
- #6 Nebraska 0, #3 Ohio State 0 (2OT) - NEB advances 3-2 on penalty kicks
- #7 Minnesota 1, #2 Rutgers 0

SEMIFINALS

Friday, Nov. 2 • Grand Park (Westfield, Ind.)

- #1 Penn State 1, #5 Illinois 0
- #7 Minnesota 2, #6 Nebraska 0

CHAMPIONSHIP

Sunday, Nov. 4 • Grand Park (Westfield, Ind.)

- #7 Minnesota 0, #1 Penn State 0 (2OT) - MINN wins 5-4 on penalty kicks

2018 NCAA TOURNAMENT



*Host institution for preliminary round games.
All game times are Eastern standard time.
Order of semifinal games determined after quarterfinal round games are completed.
Second semifinal game will begin 45 minutes after conclusion of first game.

© 2018 National Collegiate Athletic Association. No commercial use without the NCAA's written permission.
The NCAA opposes all forms of sports wagering.



Kari Uppinghouse, MF
First Team, 1996



Lindsay Eddleman, F
Second Team, 1996



Rebecca Hornbacher, GK
Third Team, 1996

UNITED SOCCER COACHES ALL-AMERICANS

Thirteen Huskers have earned 19 All-America awards from the United Soccer Coaches (formerly the NSCAA) in the past 25 seasons.

Jaycie Johnson became Nebraska's most recent All-American, making the third team in 2016. She led the team in goals scored (11), points (24) and game-winning goals (6) during the 2016 campaign.

Midfielder Kari Uppinghouse was Nebraska's first first-team All-American in 1996. Uppinghouse provided a dominant physical presence in the midfield while leading the Huskers to their first NCAA Tournament and a 23-game winning streak as a junior in 1996. Two other Huskers, Lindsay Eddleman – who became Nebraska's first freshman to earn All-America honors – and goalkeeper Rebecca Hornbacher, joined Uppinghouse as All-Americans in 1996.

In 1998, three Huskers earned All-America honors, including Sharolta Nonen, who became the first Nebraska player to become a two-time All-American. Isabelle Morneau and Kim Engesser also added the first honors of their careers.

In 1999, Morneau claimed her second straight second-team award, while Nonen became the first Husker to be a three-time All-American.

Jenny Benson earned first-team All-America honors as a senior defender in 2000, after moving from the midfield in the spring. Midfielder Meghan Anderson also earned first-team honors, while forward Christine Latham, the Big 12 Player of the Year, nabbed second-team honors.

Latham scored a conference-high 46 points on 18 goals and 10 assists to earn third-team honors in 2001. She was also named to the third team in 2002, after scoring 35 points on 16 goals and three assists.

Brittany Timko earned third-team All-America honors in 2004 and 2005. A three-time Big 12 Player of the Year, Timko finished the 2004 season with 15 goals, 13 assists and 43 points. In 2005, Timko set a Big 12-record with 21 assists and added 11 goals for a total of 43 points for the second consecutive season.

In 2010, Morgan Marlborough earned second-team honors after an 18-goal, 12-assist campaign. The two-time Big 12 Offensive Player of the Year ranked second nationally with 48 points.

In 2013, Ari Romero earned second-team accolades as she led the back line to eight shutouts while powering Nebraska to Big Ten regular-season and tournament titles.



Sharolta Nonen, D
Third Team, 1997
Second Team, 1998
First Team, 1999



Kim Engesser, F
Third Team, 1998



Isabelle Morneau, D
Second Team, 1998
Second Team, 1999



Meghan Anderson, MF
First Team, 2000



Jenny Benson, D
First Team, 2000



Christine Latham, F
Second Team, 2000
Third Team, 2001
Third Team, 2002



Brittany Timko, MF
Third Team, 2004
Third Team, 2005



Morgan Marlborough, F
Second Team, 2010



Ari Romero, D
Second Team, 2013



Jaycie Johnson, F
Third Team, 2016

SOCCER AMERICA**Freshman All-Americans (3)**

Jaycie Johnson, F, 2013
Morgan Marlborough, F, 2009
Lindsay Eddleman, F, 1996

SOCCER BUZZ**Freshman All-Americans (4)**

Lindsay Eddleman, first team, F, 1996
Jenny Benson, third team, MF, 1996
Sharolta Nonen, third team, D, 1996
Isabelle Morneau, third team, F, 1996

UNITED SOCCER COACHES ALL-REGION**(All Teams: 59; First Team: 34)****2018**

Sinclair Miramontez, first team, D

2017

Sinclair Miramontez, second team, D
Haley Hanson, second team, MF

2016

Jaycie Johnson, first team, F
Sydney Miramontez, third team, MF

2013

Ari Romero, first team, D
Emma Stevens, first team, GK
Jaycie Johnson, second team, F
Jordan Jackson, second team, MF

2010

Morgan Marlborough, first team, F
Jordan Jackson, third team, MF

2009

Morgan Marlborough, first team, F
Carly Peetz, second team, D

2008

Carly Peetz, third team, D
Aysha Jamani, third team, MF

2006

Brittany Timko, first team, F

2004

Brittany Timko, first team, MF
Nikki Baker, second team, F

2003

Jenna Cooper, third team, D

2002

Christine Latham, first team, F
Breanna Boyd, second team, D

2001

Meghan Anderson, first team, MF
Christine Latham, first team, F
Breanna Boyd, first team, D

2000

Karina LeBlanc, first team, GK
Jenny Benson, first team, D
Breanna Boyd, first team, D
Meghan Anderson, first team, MF
Christine Latham, first team, F

1999

Isabelle Morneau, first team, D
Sharolta Nonen, first team, D
Amy Walsh, first team, MF
Meghan Anderson, first team, MF
Lindsay Eddleman, second team, F
Jenny Benson, second team, MF

1998

Kim Engesser, first team, F
Isabelle Morneau, first team, D
Sharolta Nonen, first team, D
Amy Walsh, second team, MF
Meghan Anderson, third team, MF
Lindsay Eddleman, third team, F

1997

Kim Engesser, first team, F
Tanya Franck, first team, D
Sharolta Nonen, first team, D
Kari Uppinghouse, first team, MF
Jenny Benson, second team, MF
Rebecca Hornbacher, second team, GK

1996

Jenny Benson, first team, MF
Lindsay Eddleman, first team, F
Rebecca Hornbacher, first team, GK
Isabelle Morneau, first team, F
Kari Uppinghouse, first team, MF
Heather Brown, second team, D
Kristen Gay, second team, MF
Becky Hogan, third team, F
Sharolta Nonen, third team, D

1995

Kari Uppinghouse, first team, MF
Heather Brown, second team, D
Tanya Wright, third team, MF

BIG TEN PLAYER OF THE YEAR

Ari Romero, D, 2013 (Defender of the Year)
Jordan Jackson, MF, 2013 (Midfielder of the Year)

BIG 12 PLAYER OF THE YEAR

Morgan Marlborough, F, 2009, 2010
Brittany Timko, F, 2004, 2005, 2006*
(co-player of the year)
Christine Latham, F, 2000, 2001
Sharolta Nonen, D, 1999
Kim Engesser, F, 1998
Kari Uppinghouse, MF, 1996*
(co-player of the year)

BIG 12 ROOKIE OF THE YEAR

Morgan Marlborough, F, 2009

ALL-BIG TEN CONFERENCE**(All Teams: 26; First Team: 6)****2018**

Sinclair Miramontez, first team, D
Faith Carter, second team, F
Savanah Uveges, third team, MF
Kenzie Coons, all-freshman, MF

2017

Sinclair Miramontez, first team, D
Haley Hanson, second team, MF
Meg Brandt, third team, F
Aubrei Corder, third team, GK

2016

Jaycie Johnson, first team, F
Caroline Flynn, second team, MF
Sydney Miramontez, second team, D
Haley Hanson, third team, MF
Meg Brandt, all-freshman, F
Sinclair Miramontez, all-freshman, D

2015

Jaylyn Odermann, second team, D

2014

Mayme Conroy, second team, F

2013

Ari Romero, first team, D
Jordan Jackson, first team, MF
Emma Stevens, second team, GK
Jaycie Johnson, second team, F
Sydney Miramontez, all-freshman, MF

2012

Mayme Conroy, second team, F
Ari Romero, second team, D
Jaylyn Odermann, all-freshman, D

2011

Morgan Marlborough, first team, F
Jordan Jackson, second team, MF

BIG TEN SPORTSMANSHIP AWARD

2018 Michaela Loebel
2017 Emilee Cincotta
2016 Amanda McClanahan
2015 Alli Peterson
2014 Samantha Areman
2013 Hannah Dittmar
2012 Bri Badje
2011 Stacy Bartels

ALL-BIG 12 CONFERENCE**(All Teams: 70; First Team: 44)****2010**

Morgan Marlborough, first team, F
Jordan Jackson, first team, MF

2009

Morgan Marlborough, first team, F
Carly Peetz, first team, D
Molly Thomas, second team, F

2008

Aysha Jamani, first team, MF
Carly Peetz, second team, D
Molly Thomas, all-newcomer team, F

2006

Brittany Timko, first team, F
Tanya Dennis, second team, D
Aysha Jamani, second team, F
Carly Peetz, all-newcomer team, D

2005

Sasha Andrews, first team, D
Aysha Jamani, second team, F
Brittany Timko, first team, F
Aysha Jamani, all-newcomer team, F

2004

Sasha Andrews, first team, D
Tanya Dennis, first team, D
Brittany Timko, first team, F
Sasha Andrews, all-newcomer team, D

2003

Jenna Cooper, first team, D
Jessie Bruch, all-newcomer team, MF

2002

Christine Latham, first team, F
Breanna Boyd, first team, D
Nikki Baker, all-newcomer team, F
Katie Bunkers, all-newcomer team, D
Pam Karakusis, all-newcomer team, D

2001

Meghan Anderson, first team, MF
Christine Latham, first team, F
Erin Miller, second team, GK
Kori Saunders, second team, F
Jenna Cooper, all-newcomer team, D



2000

Breanna Boyd, first team, D
 Jenny Benson, first team, D
 Meghan Anderson, first team, MF
 Christine Latham, first team, F
 Karina LeBlanc, second team, GK
 Christine Gluck, second team, D
 Kori Saunders, second team, MF
 Kelly Rheem, second team, F

1999

Meghan Anderson, first team, MF
 Jenny Benson, first team, MF
 Lindsay Eddleman, first team, F
 Isabelle Morneau, first team, D
 Sharolta Nonen, first team, D
 Amy Walsh, first team, MF
 Christine Latham, second team, F
 Kelly Rheem, second team, F

1998

Lindsay Eddleman, first team, F
 Kim Engesser, first team, F
 Becky Hogan, first team, MF
 Isabelle Morneau, first team, D
 Sharolta Nonen, first team, D
 Amy Walsh, first team, MF
 Meghan Anderson, second team, MF

1997

Jenny Benson, first team, MF
 Lindsay Eddleman, first team, F
 Kim Engesser, first team, F
 Tanya Franck, first team, D
 Isabelle Morneau, first team, MF
 Sharolta Nonen, first team, D
 Kari Uppinghouse, first team, MF
 Rebecca Hornbacher, second team, GK

1996

Jenny Benson, first team, MF
 Lindsay Eddleman, first team, F
 Isabelle Morneau, first team, F
 Kari Uppinghouse, first team, MF
 Stephanie Vacek, first team, D
 Kristen Gay, second team, MF
 Rebecca Hornbacher, second team, GK

ALL-BIG TEN TOURNAMENT (6)**2018**

Meg Brandt, MF

2016

Sydney Miramontez, MF

2013

Jordan Jackson, MF
 Jaycie Johnson, F (Offensive Player of the Tournament)
 Ari Romero, D (Defensive Player of the Tournament)

2012

Maritza Hayes, D

ALL-BIG 12 TOURNAMENT (33)**2010**

Morgan Marlborough, F
 Jordan Jackson, F

2005

Jessie Bruch, MF
 Brittany Timko, F

2002

Erin Miller, GK
 Christy Harms, D (Defensive MVP)
 Jenna Cooper, D
 Katie Bunkers, D
 Christine Latham, F (Offensive MVP)

2001

Meghan Anderson, MF
 Kori Saunders, MF
 Christine Latham, F

2000

Jenny Benson, D
 Meghan Anderson, MF
 Christine Latham, F
 Christy Harms, F

1999

Meghan Anderson, MF
 Jenny Benson, MF
 Christine Gluck, D
 Isabelle Morneau, D
 Sharolta Nonen, D (Defensive MVP)

1998

Lindsay Eddleman, F
 Becky Hogan, MF
 Isabelle Morneau, D (Defensive MVP)
 Sharolta Nonen, D

1997

Jenny Benson, MF
 Kim Engesser, F
 Sharolta Nonen, D
 Kari Uppinghouse, MF

1996

Jenny Benson, MF
 Rebecca Hornbacher, GK
 Isabelle Morneau, F
 Kari Uppinghouse, MF

CoSIDA ACADEMIC ALL-AMERICA (5)**2016**

Caroline Flynn, first team, F

2010

Morgan Marlborough, third team, F

2009

Shay Powell, second team, F

2001

Meghan Anderson, second team, MF
 Shannon Tanaka, second team, MF

**UNITED SOCCER COACHES
SCHOLAR ALL-AMERICA (2)****2013**

Jordan Jackson, third team, MF

2002

Breanna Boyd, first team, D

ACADEMIC ALL-BIG TEN (97)**2018**

Meg Brandt, MF
 Grace Brown, D
 Caroline Buel, D
 Natalie Cooke, F
 Aubrei Corder, GK
 Mayte Corral, GK
 Hannah McKinney, F
 Sinclair Miramontez, D
 Brenna Ochoa, MF
 Theresa Pujado, MF
 Lauren Smith, GK
 Sarah Thrush, F
 Allison Ulness, MF
 Savannah Uveges, MF

2017

Meg Brandt, F
 Caroline Buel, D
 Emilee Cincotta, MF
 Aubrei Corder, GK
 Mayte Corral, GK
 Haley Hanson, MF
 Amanda Hilton, MF
 Amanda McClanahan, F
 Hannah McKinney, F
 Sinclair Miramontez, D
 Brenna Ochoa, F
 Alli Peterson, D
 Alexis Rienks, D
 Lauren Smith, GK
 Savannah Uveges, F

2016

Caroline Buel, D
 Emilee Cincotta, MF
 Courtney Claassen, MF
 Caroline Flynn, F
 Haley Hanson, MF
 Lindsay Hargreaves, D
 Amanda Hilton, MF
 Amanda McClanahan, F
 Sydney Miramontez, MF
 Emily O'Neal, D
 Alli Peterson, D

2015

Lia Baldo, F
 Brooks Brennan, D
 Courtney Claassen, MF
 Caroline Flynn, F
 Haley Hanson, MF
 Amanda Hilton, MF
 Erika Johnson, GK
 Katie Kraeutner, F
 Sydney Miramontez, MF
 Jaylyn Odermann, D
 Alli Peterson, D

2014

Samantha Areman, D
 Jourden Casey, D
 Courtney Claassen, MF
 Mayme Conroy, F
 Caroline Flynn, MF
 Caroline Gray, MF
 Katie Kraeutner, F
 Sydney Miramontez, MF
 Jaylyn Odermann, D
 Kelly Schatz, GK

2013

Samantha Areman, D
 Stacy Bartels, MF
 Jourden Casey, D
 Mayme Conroy, F
 Hannah Dittmar, MF
 Alyssa Flannery, MF
 Caroline Flynn, MF
 Karlee Ganseboom, D
 Kylie Greischar, D
 Maritza Hayes, D
 Jordan Jackson, MF
 Katie Kraeutner, MF
 Jaylyn Odermann, D
 Emma Stevens, GK

2012

Samantha Areman, MF
Bri Badje, D
Stacy Bartels, F
Jourden Casey, D
Hannah Dittmar, MF
Kylie Greischar, D
Maritza Hayes, D
Jordan Jackson, F
Emma Stevens, GK
Amy Swearer, GK

2011

Bri Badje, D
Stacy Bartels, F
Hannah Dittmar, MF
Michaela Fulmer, F
Katie Goetzmann, D
Maritza Hayes, MF
Ashley Hick, MF
Jordan Jackson, F
Morgan Marlborough, F
Blair Slapper, D
Emma Stevens, GK
Amy Swearer, GK

ACADEMIC ALL-BIG 12
(All Teams: 119; First Team: 104)

2010

Alexa Cardona, first team, F
Colleen Goetzmann, first team, MF
Katie Goetzmann, first team, D
Jordan Jackson, first team, MF
Morgan Marlborough, first team, F
Jessica Mills, first team, GK
Emma Stevens, first team, GK
Jaclyn White, first team, F
Anna White, first team, MF
Michaela Fulmer, second team, F
Blair Slapper, second team, D

2009

Julie Berkshire, first team, MF
Anna Caniglia, first team, MF
Alexa Cardona, first team, F
Shannon Dickerson, first team, MF
Katie Goetzmann, first team, D
Lauren Isenhower, first team, F
Brittney Lanier, first team, MF
Jessica Mills, first team, GK
Carly Peetz, first team, D
Shay Powell, first team, F
Anna White, first team, MF
Jaclyn White, first team, F
Michaela Fulmer, second team, F
Blair Slapper, second team, D

2008

Anna Caniglia, first team, D
Michaela Fulmer, first team, F
Colleen Goetzmann, first team, MF
Katie Goetzmann, first team, MF
Selenia Iacchelli, first team, MF
Aysha Jamani, first team, MF
Brittney Lanier, first team, MF
Carly Peetz, first team, D
Brittany Pfeil, first team, GK
Lindsay Poehling, first team, D
Shay Powell, first team, F
Sari Raber, first team, MF
Blair Slapper, first team, D
Anna White, first team, MF
Lauren Isenhower, second team, MF

2007

Anna Caniglia, first team, D
Selenia Iacchelli, first team, MF
Brittney Lanier, first team, F
Carly Peetz, first team, D
Lindsay Poehling, first team, D
Shay Powell, first team, F
Sari Raber, first team, MF
Jessie Bruch, second team, MF
Abby Penas, second team, D

2006

Jessie Goodell, first team, F
Selenia Iacchelli, first team, MF
McKensie Kirchner, first team, MF
Ali Lokanc, first team, MF
Lindsay Poehling, first team, D
Sari Raber, first team, MF
Tanya Dennis, second team, D

2005

Katie Bunkers, first team, D
Vern Fitzgerald, first team, MF
Meghan Hungerford, first team, F
Abby Penas, second team, D

2004

Sasha Andrews, first team, D
Katie Bunkers, first team, D
Lindsey Ingram, first team, MF
Vern Fitzgerald, second team, MF
Kari Hogan, second team, F

2003

Katie Bunkers, first team, D
Christy Harms, first team, D
Lindsey Ingram, first team, MF
Pam Karakusis, first team, D
Amber Richardson, first team, MF

2002

Breanna Boyd, first team, D
Leah Lamale, first team, F
Christy Harms, first team, D
Kelly Haxton, first team, D
Paige Phillips, first team, MF
Helen Fox, first team, F
Lindsey Ingram, first team, MF
Erin Miller, first team, GK

2001

Meghan Anderson, first team, MF
Breanna Boyd, first team, D
Lindsey Greenwood, first team, MF
Kelly Haxton, first team, F
Erin Miller, first team, GK
Paige Phillips, first team, MF
Becky Preston, first team, D
Kelly Rheem, first team, F
Kori Saunders, first team, F
Shannon Tanaka, first team, MF
Danica Carey, second team, MF
Christy Harms, second team, F

2000

Meghan Anderson, first team, MF
Breanna Boyd, first team, D
Danica Carey, first team, F
Karina LeBlanc, first team, GK
Paige Phillips, first team, MF
Becky Preston, first team, F
Kelly Rheem, first team, F
Shannon Tanaka, first team, MF
Lauren Tatum, first team, F
Najah Williams, first team, F

1999

Meghan Anderson, first team, MF
Karina LeBlanc, first team, GK
Isabelle Morneau, first team, D
Becky Preston, first team, F
Kelly Rheem, first team, F
Shannon Tanaka, first team, F
Lauren Tatum, first team, F
Amy Walsh, first team, MF

1998

Kim Engesser, first team, F
Karina LeBlanc, first team, GK
Isabelle Morneau, first team, D
Sandy Smith, first team, MF
Lauren Tatum, first team, F
Amy Walsh, honorable mention, MF

1997

Heather Brown, first team, D
Tanya Franck, first team, D
Rebecca Hornbacher, first team, GK
Isabelle Morneau, first team, MF
Lynne Officer, first team, D
Sandy Smith, first team, MF
Stephanie Vacek, honorable mention, D

1996

Heather Brown, first team, D
Lynne Officer, first team, D
Kim Ratliff, first team, F
Sandy Smith, first team, MF
Stephanie Vacek, first team, D
Tanya Franck, honorable mention, D
Rebecca Hornbacher, honorable mention, GK

BIG EIGHT ACADEMIC HONOR ROLL**1995-96**

Heather Brown, D
Tanya Franck, D
Lynne Officer, D
Kim Ratliff, F
Brenda Sieczkowski, D
Sandy Smith, MF
Stephanie Vacek, D

HUSKER PLAYER AWARDS**Most Valuable Player**

2005 - Sasha Andrews/Brittany Timko
 2004 - Brittany Timko
 2003 - Jenna Cooper
 2002 - Christine Latham
 2001 - Meghan Anderson
 2000 - Jenny Benson
 1999 - Sharolta Nonen
 1998 - Kim Engesser
 1997 - Jenny Benson
 1996 - Kari Uppinghouse
 1995 - Heather Brown/Kari Uppinghouse
 1994 - Brenda Sieczkowski

Jenna Cooper Award

2005 - Katie Bunkers
 2004 - Jenna Cooper

Inspiration Award

2003 - Christy Harms
 2002 - Leah Lamale
 2001 - Meghan Anderson
 2000 - Christine Gluck
 1999 - Amy Walsh
 1998 - Heather Brown
 1997 - Tanya Franck
 1996 - Tanya Wright
 1995 - Tanya Franck
 1994 - Jamie Riley

Aerobic Power Award

2004 - Abby Penas
 2003 - Christy Harms
 2002 - Christy Harms
 2001 - Christy Harms
 2000 - Christy Harms
 1999 - Amy Walsh
 1998 - Amy Walsh
 1997 - Becky Hogan
 1996 - Becky Hogan
 1995 - Sandy Smith
 1994 - Stephanie Vacek

Top Point Getter Award

2011 - Morgan Marlborough
 2010 - Morgan Marlborough
 2009 - Morgan Marlborough
 2008 - Shay Powell
 2007 - Shay Powell
 2006 - Brittany Timko
 2005 - Brittany Timko
 2004 - Brittany Timko
 2003 - Jessie Bruch
 2002 - Christine Latham
 2001 - Christine Latham
 2000 - Christine Latham
 1999 - Meghan Anderson
 1998 - Kim Engesser
 1997 - Kim Engesser
 1996 - Kari Uppinghouse
 1995 - Becky Hogan
 1994 - Danielle Boswell

Top Goal Scorer

2011 - Morgan Marlborough
 2010 - Morgan Marlborough
 2009 - Morgan Marlborough
 2008 - Shay Powell
 2007 - Shay Powell
 2006 - Brittany Timko
 2005 - Brittany Timko
 2004 - Brittany Timko
 2003 - Jessie Bruch
 2002 - Christine Latham
 2001 - Christine Latham
 2000 - Christine Latham
 1999 - Meghan Anderson
 1998 - Kim Engesser
 1997 - Kim Engesser
 1996 - Kari Uppinghouse
 1995 - Kristen Gay
 1994 - Danielle Boswell

Citizenship Award

2003 - Iman Haynes
 2002 - Leah Lamale/Paige Phillips

Top All-Around Player

2000 - Meghan Anderson/Jenny Benson
 1999 - Sharolta Nonen
 1998 - Isabelle Morneau/Sharolta Nonen
 1997 - Sharolta Nonen/Kari Uppinghouse
 1996 - Sharolta Nonen
 1995 - Kari Uppinghouse
 1994 - Tanya Franck

Most Creative Player

2000 - Meghan Anderson/Kelly Rheem
 1999 - Jenny Benson
 1998 - Meghan Anderson
 1997 - Jenny Benson
 1996 - Jenny Benson
 1995 - Erica De Vitis
 1994 - Tanya Wright

Most Consistent Player

2000 - Breanna Boyd
 1999 - Sharolta Nonen/Amy Walsh
 1998 - Sharolta Nonen
 1997 - Rebecca Hornbacher
 1996 - Rebecca Hornbacher
 1995 - Heather Brown
 1994 - Tara Herbrik

Most Improved Player

2001 - Erin Miller
 1999 - Karina LeBlanc
 1998 - Isabelle Morneau

Toughness Award

2000 - Breanna Boyd/Christine Latham
 1999 - Lindsay Eddleman/Isabelle Morneau/Amy Walsh
 1998 - Christine Gluck
 1997 - Stephanie Vacek
 1996 - Kim Ratliff
 1995 - Tanya Wright
 1994 - Kim Ratliff

Aerial Power Award

2002 - Kori Saunders
 2001 - Kori Saunders/Christine Latham
 2000 - Breanna Boyd
 1999 - Amy Walsh
 1998 - Kristen Gay
 1997 - Tanya Franck
 1996 - Tanya Franck
 1995 - Kari Uppinghouse
 1994 - Kristina Ritterbush

Team Spirit Award

2004 - Shaylynn Milbourn
 2003 - Iman Haynes
 2001 - Shannon Tanaka
 2000 - Shannon Tanaka
 1999 - Kelly Rheem
 1998 - Sandy Smith
 1997 - Lynne Officer
 1996 - Kristen Gay/Sandy Smith
 1995 - Lynne Officer
 1994 - Dixie Wehrman

Husker Power Award

2016 - Aubrei Corder
 2015 - Aubrei Corder
 2005 - Tanya Dennis
 2003 - Brooke Bredenberg
 2002 - Amber Richardson
 2001 - Erin Miller
 2000 - Paige Phillips
 1999 - Paige Phillips
 1998 - Christine Gluck
 1997 - Sandy Smith
 1996 - Lynne Officer
 1995 - Kim Ratliff
 1994 - Kim Ratliff

Blue Collar Award

2000 - Meghan Anderson
 1999 - Amy Walsh

Lifter of the Year

2018 - Savannah Uveges/Faith Carter
 2017 - Haley Hanson
 2016 - Caroline Flynn
 2015 - Jaylyn Odermann

Peter Underwood Award

2018 - Savannah Uveges
 2017 - Alli Peterson
 2016 - Caroline Flynn
 2015 - Katie Kraeutner

HUSKERS IN THE WORLD CUP

Beginning in 1991, the best women's soccer players in the world have battled for the Women's World Cup every four years in front of hundreds of thousands of soccer fans in stadiums across the globe.

Husker Head Coach John Walker made his debut with the Canadian World Cup team as an assistant coach in 1999. He was joined on that team by five of his former NU athletes.

In 2003, seven former and future Huskers made the 20-player roster. The Husker-heavy squad played to the semifinal match, where it was defeated by Sweden, putting it up against the United States in the consolation finals where it lost 3-1. Four Huskers earned roster spots in 2007, while Karina LeBlanc and Brittany Timko returned to the squad in 2011. LeBlanc made her final appearance on the grand stage at the 2015 World Cup in Canada before announcing her retirement. Joining her on the 2015 Canadian squad for the first time was Selenia Iacchelli, a national team member since 2013. LeBlanc served as an analyst for Fox Sports during the 2019 Women's World Cup.

In addition to the rich Husker history rooted in Canadian soil, former defender Ari Romero earned her place on Mexico's World Cup roster for 2015, becoming the first Husker to represent a country other than Canada.

In all, 11 former Huskers have played on women's soccer's grandest stage in the Women's World Cup.

2015 Women's World Cup

Former Huskers Karina LeBlanc and Selenia Iacchelli saw action on the pitch as Canada played in the Group A squad with the Republic of China, New Zealand and the Netherlands. The 2015 World Cup marked LeBlanc's fifth consecutive appearance as a part of the Canadian National Team, while Iacchelli made strides in her first World Cup showing. Ari Romero played as a key member of the Mexican National Team's defense, leading Mexico in games against France, England and Colombia in the Group F division. In addition to the former Husker players, ex-Husker star Christine Latham returned to the games as a color analyst for Fox Sports Canada.

2011 Women's World Cup

Brittany Timko and Karina LeBlanc returned to the 2011 World Cup as part of Canada's National Team. The Canadians were put in Group A with France, Nigeria and host-team, Germany. Canada opened with a 2-1 loss to Germany and was then shut out by France, 4-0. The team's final match with Nigeria was scoreless until the 73rd minute when Perpetua Nkwocha scored the only goal of the game to give Nigeria a 1-0 win.

2007 Women's World Cup

Four former NU greats made repeat appearances on the 2007 Canadian National Team. Tanya Dennis saw the most game action, as she appeared in three matches, while Brittany Timko and Amy Walsh each played in one game. Karina LeBlanc rounded out the Huskers to make the squad. Canada failed to advance past pool play, losing 2-1 to Norway to open the World Cup, before rebounding with a 4-0 win over Ghana. Canada scored just 37 seconds into its third match, but Australia rebounded to tie the game at two. The tie provided Australia the one point it needed to advance into the quarterfinals and edge out Canada.

2003 Women's World Cup

Former Huskers Brittany Timko, Tanya Dennis and Sasha Andrews all saw action on the pitch for Canada in its fourth-place finish in the 2003 FIFA Women's World Cup, the Canadian's best finish in history.

Timko played all 540 minutes in six contests of the World Cup and notched one assist in the tournament. Dennis played 450 minutes in the back in the first five games before suffering a concussion.

Former Husker All-American Christine Latham was responsible for three of Canada's 10 goals during the tournament, including two goals in a 3-0 win over Argentina.

Making repeat appearances on the Canada World Cup squad in 2003 were All-America defenders Sharolta Nonen and Isabelle Morneau, and All-America goalkeeper Karina LeBlanc. All-American Breanna Boyd made the original roster, but did not compete because of an injury.

1999 Women's World Cup

All-America defenders Sharolta Nonen and Isabelle Morneau, All-Big 12 midfielder Amy Walsh and All-Big 12 defender Tanya Franck earned spots in Canada's starting lineup, while All-American Karina LeBlanc played a key role as a reserve on a talented Canadian squad. In addition to the Huskers on the field, Nebraska Head Coach John Walker represented the Huskers on the sideline as an assistant coach with the Canadian National Team.



Sasha Andrews
Defender
Canada, 2003



Tanya Dennis
Defender
Canada, 2003, 2007



Tanya Franck
Defender
Canada, 1999



Selenia Iacchelli
Midfielder
Canada, 2015



Christine Latham
Forward
Canada, 2003



Karina LeBlanc
Goalkeeper
Canada, 1999, 2003, 2007, 2011, 2015



Isabelle Morneau
Defender
Canada, 1995, 1999, 2003



Sharolta Nonen
Defender
Canada, 1999, 2003



Ari Romero
Defender
Mexico, 2015



Brittany Timko
Midfielder
Canada, 2003, 2007, 2011



Amy Walsh
Midfielder
Canada, 1999, 2007

NEBRASKA DRAFTEES

WUSA (2000-2003)

Athlete	Team	Position	Round	Pick No.	Year
Sharolta Nonen	Atlanta Beat	Defender	3	17	2000
Jenny Benson	Philadelphia Charge	Midfielder	3	18	2000
Karina LeBlanc	Boston Breakers	Goalkeeper	3	21	2000
Amy Walsh	Bay Area Cyber Rays	Midfielder	3	24	2000
Lindsay Eddleman	Boston Breakers	Forward	13	102	2000
Rebecca Hornbacher	New York Power	Goalkeeper	13	110	2000
Kim Engesser	Atlanta Beat	Forward	14	113	2000
Becky Hogan	Boston Breakers	Defender	3	19	2001
Meghan Anderson	Carolina Courage	Midfielder	3	20	2001
Breanna Boyd	Carolina Courage	Defender	1	8	2002
Christine Latham	San Diego Spirit	Forward	Discovery Player		2002

WPS (2009-2012)

Athlete	Team	Position	Round	Pick No.	Year
Karina LeBlanc	Los Angeles Sol	Goalkeeper	1	5	2009
Christine Latham	Boston Breakers	Forward	Discovery Player		2009
Sharolta Nonen	Los Angeles Sol	Defender	Signed in July as a free agent		2009
Carly Peetz	Boston Breakers	Defender	6	52	2010

NWSL (2012-PRESENT)

Athlete	Team	Position	Round	Pick No.	Year
Jordan Jackson	Houston Dash	Midfielder	4	28	2014
Ari Romero	Seattle/Houston	Defender	Expansion	7	2014
Jaycie Johnson	North Carolina Courage	Forward	3	27	2017
Caroline Flynn	Portland Thorns FC	Midfielder	4	40	2017
Haley Hanson	Houston Dash	Midfielder	1	7	2018

POINTS

No.	Player	Points
1.	Meghan Anderson (3 goals/3 assists) (vs. Texas Tech, Oct. 28, 2001)	9
	Brittany Timko (3 goals/3 assists) (vs. Northern Colorado, Sept. 17, 2004)	9
3.	Kim Engesser (4 goals) (vs. Baylor, Nov. 7, 1997)	8
	Meghan Anderson (4 goals) (vs. Oral Roberts, Sept. 3, 1999)	8
	Morgan Marlborough (4 goals) (vs. Akron, Sept. 13, 2009)	8
	Jaycie Johnson (4 goals) (vs. Southeastern Louisiana, Nov. 15, 2013)	8

FIRST-HALF POINTS

No.	Player	Points
1.	Lindsay Eddleman (3 goals/1 assist) (vs. Colorado, Oct. 13, 1996)	7
	Meghan Anderson (3 goals/1 assist) (vs. Texas Tech, Oct. 28, 2001)	7
	Brittany Timko (2 goals/3 assists) (vs. Northern Colorado, Sept. 17, 2004)	7
4.	Five Tied	6

SECOND-HALF POINTS

No.	Player	Points
1.	Jamie Riley (3 goals) (vs. Kansas, Sept. 22, 1995)	6
	Kim Ratliff (3 goals) (vs. Florida State, Oct. 8, 1995)	6
	Isabelle Morneau (3 goals) (at Missouri, Oct. 18, 1996)	6
	Kim Engesser (3 goals) (vs. Baylor, Nov. 7, 1997)	6
	Kelly Rheem (3 goals) (at Texas Tech, Oct. 30, 1998)	6
	Kori Saunders (3 goals) (at Texas A&M, Oct. 14, 2001)	6

GOALS

No.	Player	Goals
1.	Kim Engesser (vs. Baylor, Nov. 7, 1997)	4
	Meghan Anderson (vs. Oral Roberts, Sept. 3, 1999)	4
	Morgan Marlborough (vs. Akron, Sept. 13, 2009)	4
	Jaycie Johnson (vs. Southeastern Louisiana, Nov. 15, 2013)	4
5.	30 Tied	3

FIRST-HALF GOALS

No.	Player	Goals
1.	Danielle Boswell (vs. Teikyo Westmar, Sept. 30, 1994)	3
	Lindsay Eddleman (vs. Colorado, Oct. 13, 1996)	3
	Kari Uppinghouse (at Oklahoma State, Oct. 24, 1997)	3
	Meghan Anderson (vs. Oral Roberts, Sept. 3, 1999)	3
	Meghan Anderson (vs. Texas Tech, Oct. 28, 2001)	3
	Brittany Timko (at Iowa State, Sept. 26, 2004)	3

SECOND-HALF GOALS

No.	Player	Goals
1.	Jamie Riley (vs. Kansas, Sept. 22, 1995)	3
	Kim Ratliff (vs. Florida State, Oct. 8, 1995)	3
	Isabelle Morneau (at Missouri, Oct. 18, 1996)	3
	Kim Engesser (vs. Baylor, Nov. 7, 1997)	3
	Kelly Rheem (at Texas Tech, Oct. 30, 1998)	3
	Kori Saunders (at Texas A&M, Oct. 14, 2001)	3

OVERTIME GOALS

No.	Player	Goals
1.	Tanya Franck (at Montana, Sept. 11, 1994)	1
	Kari Uppinghouse (vs. Vanderbilt, Sept. 22, 1996)	1
	Lindsay Eddleman (vs. Texas A&M, Nov. 10, 1996)	1
	Kari Uppinghouse (vs. Minnesota, Nov. 17, 1996)	1

Becky Hogan (vs. Texas A&M, Nov. 6, 1998)	1
Lindsay Eddleman (vs. Portland, Sept. 12, 1999)	1
Christine Latham (vs. Texas, Nov. 8, 2002)	1
Jessie Bruch (vs. Oklahoma, Oct. 10, 2003)	1
Brittany Timko (vs. Texas A&M, Nov. 6, 2003)	1
Nikki Baker (at Missouri, Oct. 1, 2004)	1
Nikki Baker (at Kansas, Nov. 14, 2004)	1
Jessie Bruch (vs. Western Carolina, Sept. 12, 2006)	1
Aysha Jamani (vs. Baylor, Oct. 6, 2006)	1
Shay Powell (vs. Oakland, Sept. 14, 2008)	1
Molly Thomas (vs. Kansas, Sept. 26, 2008)	1
Sari Raber (vs. Missouri, Sept. 28, 2008)	1
Lauren Isenhower (vs. Iowa State, Oct. 30, 2009)	1
Ari Romero (at Texas Tech, Oct. 3, 2010)	1
Stacy Bartels (at Virginia Tech, Sept. 9, 2011)	1
Morgan Marlborough (vs. Iowa, Oct. 20, 2011)	1
Mayme Conroy (at Wisconsin, Oct. 5, 2012)	1
Caroline Gray (at Iowa, Oct. 18, 2012)	1
Caroline Gray (at Wisconsin, Oct. 18, 2013)	1
Jaycie Johnson (vs. Penn State, Oct. 27, 2013)	1
Mayme Conroy (vs. Maryland, Sept. 28, 2014)	1
Jaycie Johnson (vs. Central Michigan, Aug. 28, 2015)	1
Brenna Ochoa (at Oregon State, Aug. 28, 2016)	1
Brenna Ochoa (vs. Kansas, Sept. 2, 2016)	1
Elyse Huber (at Purdue, Oct. 12, 2017)	1
Faith Carter (at Maryland, Sept. 16, 2018)	1
Faith Carter (vs. Indiana, Sept. 20, 2018)	1

ASSISTS

No.	Player	Assists
1.	Jenny Benson (vs. Colorado, Oct. 13, 1996)	4
	Sharolta Nonen (at Colorado, Oct. 10, 1999)	4
	Kari Hogan (vs. Iowa State, Sept. 26, 2003)	4
4.	14 Tied	3

FIRST-HALF ASSISTS

No.	Player	Assists
1.	Jenny Benson (vs. Colorado, Oct. 13, 1996)	3
	Brittany Timko (vs. Northern Colorado, Sept. 17, 2004)	3
3.	15 Tied	2

SECOND-HALF ASSISTS

No.	Player	Assists
1.	Sandy Smith (vs. Kansas, Sept. 22, 1995)	3
	Kari Uppinghouse (vs. Colorado College, Sept. 20, 1996)	3
	Sharolta Nonen (at Colorado, Oct. 10, 1999)	3
	Brittany Timko (vs. Eastern Illinois, Sept. 3, 2004)	3
	Jordan Jackson (at Purdue, Oct. 11, 2013)	3
6.	17 Tied	2

OVERTIME ASSISTS

No.	Player	Assists
1.	Jamie Riley (at Montana, Sept. 11, 1994)	1
	Jenny Benson (vs. Vanderbilt, Sept. 22, 1996)	1

Meghan Anderson (vs. Texas A&M, Nov. 6, 1998)	1
Jenny Benson (vs. Portland, Sept. 12, 1999)	1
Sasha Andrews (at Missouri, Oct. 1, 2004)	1
Brittany Timko (at Missouri, Oct. 1, 2004)	1
Abby Penas (at Kansas, Nov. 14, 2004)	1
Brittany Timko (vs. Western Carolina, Sept. 12, 2006)	1
Brittany Timko (vs. Baylor, Oct. 6, 2006)	1
Carly Peetz (vs. Baylor, Oct. 6, 2006)	1
Lindsay Poehling (vs. Kansas, Sept. 26, 2008)	1
Shay Powell (vs. Missouri, Sept. 28, 2008)	1
Michaela Fulmer (vs. Missouri, Sept. 28, 2008)	1
Molly Thomas (vs. Iowa State, Oct. 30, 2009)	1
Morgan Marlborough (at Texas Tech, Oct. 3, 2010)	1
Morgan Marlborough (at Virginia Tech, Sept. 9, 2011)	1
Katie Goetzmann (vs. Iowa, Oct. 20, 2011)	1
Stacy Bartels (at Wisconsin, Oct. 5, 2012)	1
Emma Stevens (vs. Penn State, Oct. 27, 2013)	1
Jourden Casey (vs. Maryland, Sept. 28, 2014)	1
Meg Brandt (at Oregon State, Aug. 28, 2016)	1
Meg Brandt (at Purdue, Oct. 12, 2017)	1
Brenna Ochoa (at Maryland, Sept. 16, 2018)	1
Meg Brandt/Kenzie Coons (vs. Indiana, Sept. 20, 2018)	1

SHOTS

No.	Player	Shots
1.	Christine Latham (vs. UAB, Sept. 2, 2001)	12
	Molly Thomas (vs. South Dakota, Sept. 18, 2009)	12
3.	Four Tied	11

SHOTS ON GOAL

No.	Player	SOG
1.	Kari Uppinghouse (at Missouri, Oct. 18, 1996)	8
2.	Jordan Jackson (at Texas Tech, Oct. 3, 2010)	7
	Jaycie Johnson (vs. Southeastern Louisiana, Nov. 15, 2013)	7
4.	Nine Tied	6

GOALKEEPER SAVES

No.	Player	Saves
1.	Tara Macdonald (at Oklahoma, Oct. 14, 2010)	13
2.	Karina LeBlanc (vs. Texas A&M, Nov. 6, 1998)	12
	Erin Miller (vs. Texas, Oct. 4, 2002)	12
4.	Emma Stevens (at Ohio State, Oct. 16, 2011)	11

OPPONENT INDIVIDUAL RECORDS

Points.....7
Lori Chalupny (North Carolina)..... Sept. 7, 2003
Taylor Uhl (Minnesota)..... Oct. 28, 2011

Goals.....3
Kelly McDonald (Texas)..... Oct. 4, 2002
Lori Chalupny (North Carolina)..... Sept. 7, 2003
Kat Krambeer (Texas A&M)..... Oct. 9, 2005
Taylor Uhl (Minnesota)..... Oct. 28, 2011
Lauren Granberg (Ohio State)..... Oct. 14, 2012
Nicky Waldeck (Michigan)..... Oct. 2, 2014

Assists.....3
Lindsay Tarpley (North Carolina)..... Sept. 7, 2003

Saves.....19
Heather Friedman (UALR)..... Aug. 27, 2000

**OFFENSIVE LEADERS
POINTS**

No.	Player (Year)	Points
1.	Kim Engesser (1998)	61
2.	Christine Latham (2000)	57
3.	Kim Engesser (1997)	55
4.	Meghan Anderson (1999)	54
5.	Morgan Marlborough (2009)	49
6.	Kari Uppinghouse (1996)	48
	Morgan Marlborough (2010)	48
8.	Christine Latham (2001)	46
	Morgan Marlborough (2011)	46
10.	Brittany Timko (2004)	43
	Brittany Timko (2005)	43

GOALS

No.	Player (Year)	Goals
1.	Kim Engesser (1998)	27
2.	Kim Engesser (1997)	26
3.	Christine Latham (2000)	23
4.	Meghan Anderson (1999)	21
	Morgan Marlborough (2009)	21
6.	Morgan Marlborough (2011)	20
7.	Kari Uppinghouse (1996)	19
8.	Christine Latham (2001)	18
	Morgan Marlborough (2010)	18
10.	Lindsay Eddleman (1996)	17
	Jaycie Johnson (2013)	17

GAME-WINNING GOALS

No.	Player (Year)	GWG
1.	Kim Engesser (1998)	8
	Christine Latham (2000)	8
	Christine Latham (2002)	8
4.	Kari Uppinghouse (1996)	7
	Jaycie Johnson (2013)	7
6.	Kari Uppinghouse (1997)	6
	Morgan Marlborough (2011)	6
	Jaycie Johnson (2016)	6
9.	Danielle Boswell (1994)	5
	Jenny Benson (1996)	5
	Lindsay Eddleman (1998)	5
	Meghan Anderson (1999)	5
	Christine Latham (2001)	5
	Nikki Baker (2004)	5
	Mayme Conroy (2013)	5



All-American Kim Engesser produced Nebraska's best individual offensive season with 61 points on 27 goals, including eight game-winning goals in 1998.

ASSISTS

No.	Player (Year)	Assists
1.	Brittany Timko (2005)	21
2.	Jenny Benson (1999)	17
3.	Sharolta Nonen (1999)	16
4.	Meghan Anderson (2000)	15
	Kelly Rheem (2000)	15
6.	Meghan Anderson (2001)	14
	Jenna Cooper (2003)	14
8.	Jenny Benson (1996)	13
	Brittany Timko (2004)	13
10.	Meghan Anderson (1999)	12
	Lindsay Eddleman (1999)	12
	Morgan Marlborough (2010)	12
	Jordan Jackson (2013)	12

GAME-WINNING ASSISTS

No.	Player (Year)	GWA
1.	Brittany Timko (2005)	8
2.	Brittany Timko (2004)	6
3.	Meghan Anderson (2000)	5
	Christine Latham (2001)	5
	Jordan Jackson (2013)	5
6.	Sharolta Nonen (1998)	4
	Sharolta Nonen (1999)	4
	Jenna Cooper (2002)	4
	Morgan Marlborough (2010)	4
	Jordan Jackson (2010)	4

SHOTS

No.	Player (Year)	Shots
1.	Christine Latham (2000)	118
2.	Christine Latham (2001)	117
3.	Christine Latham (2002)	111
4.	Meghan Anderson (2000)	103
	Morgan Marlborough (2010)	103
6.	Lindsay Eddleman (1996)	102
7.	Meghan Anderson (1999)	99
8.	Kim Engesser (1998)	98
9.	Isabelle Morneau (1996)	97
	Morgan Marlborough (2011)	97

SHOTS ON GOAL

No.	Player (Year)	SOG
1.	Lindsay Eddleman (1996)	64
2.	Christine Latham (2000)	60
3.	Christine Latham (2002)	56
4.	Isabelle Morneau (1996)	55
5.	Meghan Anderson (1999)	54
6.	Morgan Marlborough (2010)	52
7.	Meghan Anderson (2000)	51
8.	Kari Uppinghouse (1996)	50
	Kim Engesser (1997)	50
10.	Christine Latham (2001)	49

**GOALKEEPING LEADERS
GOALS-AGAINST AVERAGE
(Minimum 1,200 minutes in goal)**

No.	Player (Year)	GAA
1.	Karina LeBlanc (2000)	0.40
2.	Rebecca Hornbacher (1996)	0.51
	Karina LeBlanc (1999)	0.51
4.	Aubrei Corder (2017)	0.64
5.	Karina LeBlanc (1998)	0.70

**FEWEST GOALS ALLOWED
(Minimum 1,200 minutes in goal)**

No.	Player (Year)	Goals
1.	Karina LeBlanc (2000)	9
2.	Rebecca Hornbacher (1996)	11
3.	Karina LeBlanc (1999)	13
	Aubrei Corder (2017)	13
5.	Karina LeBlanc (1998)	14



Brittany Timko holds the school record for single-season assists with 21 in 2005.

SAVES

No.	Player (Year)	Saves
1.	Erin Miller (2002)	130
2.	Erin Miller (2001)	109
3.	Katie Wright (2004)	107
4.	Emma Stevens (2013)	94
5.	Jamie Klages (2005)	88
6.	Emma Stevens (2011)	84

WINS

No.	Player (Year)	Wins
1.	Rebecca Hornbacher (1996)	23
2.	Karina LeBlanc (1999)	22
	Karina LeBlanc (2000)	22
4.	Emma Stevens (2013)	19
5.	Rebecca Hornbacher (1997)	18
6.	Erin Miller (2001)	17

MOST SHUTOUTS

No.	Player (Year)	Shutouts
1.	Karina LeBlanc (2000)	14.5
2.	Rebecca Hornbacher (1996)	14
	Erin Miller (2002)	14
4.	Karina LeBlanc (1999)	11.6
5.	Rebecca Hornbacher (1997)	11
	Karina LeBlanc (1998)	11
	Aubrei Corder (2016)	11

MINUTES IN GOAL

No.	Player (Year)	Minutes
1.	Erin Miller (2002)	2,311
2.	Karina LeBlanc (1999)	2,278
3.	Emma Stevens (2013)	2,173
4.	Aubrei Corder (2016)	2,109
5.	Katie Wright (2004)	2,088
6.	Erin Miller (2001)	2,085
7.	Karina LeBlanc (2000)	2,007

GAMES STARTED IN GOAL

No.	Player (Year)	Starts
1.	Karina LeBlanc (1999)	25
	Erin Miller (2002)	25
3.	Rebecca Hornbacher (1996)	24
	Karina LeBlanc (2000)	24
	Emma Stevens (2013)	24
6.	Katie Wright (2004)	23
	Erin Miller (2001)	23

OFFENSIVE LEADERS POINTS

No.	Player (Years)	Points
1.	Christine Latham (1999-00-01-02)	167
2.	Meghan Anderson (1998-99-00-01)	146
3.	Morgan Marlborough (2009-10-11)	143
4.	Lindsay Eddleman (1996-97-98-99)	127
5.	Brittany Timko (2003-04-05-06)	124
6.	Kim Engesser (1997-98)	116
7.	Kari Uppinghouse (1995-96-97)	104
8.	Jordan Jackson (2009-10-11-12-13)	101
9.	Jenny Benson (1996-97-99-00)	99
10.	Kelly Rheem (1998-99-00-01)	93

GOALS

No.	Player (Years)	Goals
1.	Christine Latham (1999-00-01-02)	69
2.	Morgan Marlborough (2009-10-11)	59
3.	Kim Engesser (1997-98)	53
4.	Lindsay Eddleman (1996-97-98-99)	50
5.	Meghan Anderson (1998-99-00-01)	48
6.	Kari Uppinghouse (1995-96-97)	42
7.	Jaycie Johnson (2013-14-15-16)	42
8.	Brittany Timko (2003-04-05-06)	41
9.	Jordan Jackson (2009-10-11-12-13)	35
10.	Mayme Conroy (2011-12-13-14)	35

GAME-WINNING GOALS

No.	Player (Years)	GWG
1.	Christine Latham (1999-00-01-02)	23
2.	Jaycie Johnson (2013-14-15-16)	17
3.	Kari Uppinghouse (1995-96-97)	15
4.	Lindsay Eddleman (1996-97-98-99)	15
5.	Morgan Marlborough (2009-10-11)	14
6.	Kim Engesser (1997-98)	12
7.	Jenny Benson (1996-97-99-00)	10
8.	Meghan Anderson (1998-99-00-01)	10
9.	Nikki Baker (2002-03-04-05)	10
10.	Brittany Timko (2003-04-05-06)	10



All-American Christina Latham owns career school records for points (167), goals (69), game-winning goals (23) and multiple-goal games (17).

HAT TRICKS

No.	Player (Years)	Hat Tricks
1.	Kim Engesser (1997-98)	5
2.	Morgan Marlborough (2009-10-11)	5
3.	Brittany Timko (2003-04-05-06)	4
4.	Kari Uppinghouse (1995-96-97)	2
5.	Lindsay Eddleman (1996-97-98-99)	2
6.	Kelly Rheem (1998-99-00-01)	2
7.	Meghan Anderson (1998-99-00-01)	2
8.	Jaycie Johnson (2013-14-15-16)	2
9.	Danielle Boswell (1994)	1
10.	Jamie Riley (1994-95)	1
11.	Kim Ratliff (1994-95-96)	1
12.	Isabelle Morneau (1996-97-98-99)	1
13.	Kori Saunders (1999-00-01-02)	1
14.	Christy Harms (2000-01-02)	1
15.	Nikki Baker (2002-03-04)	1
16.	Anna Caniglia (2006-07-08-09)	1
17.	Mayme Conroy (2011-12-13-14)	1
18.	Faith Carter (2017-18)	1

ALL-TIME HAT TRICKS

No.	Player (Opponent and Date)
1.	Danielle Boswell vs. Westmar, Sept. 30, 1994
2.	Jamie Riley vs. Kansas, Sept. 22, 1995
3.	Kim Ratliff vs. Florida State, Oct. 8, 1995
4.	Lindsay Eddleman vs. Colorado, Oct. 13, 1996
5.	Kari Uppinghouse vs. Colorado, Oct. 13, 1996
6.	Isabelle Morneau at Missouri, Oct. 18, 1996
7.	Kim Engesser vs. Iowa State, Sept. 18, 1997
8.	Lindsay Eddleman at Duke, Oct. 20, 1997
9.	Kari Uppinghouse at Okla. St., Oct. 24, 1997
10.	Kim Engesser (4) vs. Baylor, Nov. 7, 1997
11.	Kim Engesser vs. Michigan, Nov. 16, 1997
12.	Kelly Rheem vs. Loyola-Chicago, Sept. 25, 1998
13.	Kim Engesser vs. Oklahoma, Oct. 23, 1998
14.	Kim Engesser at Texas Tech, Oct. 30, 1998
15.	Kelly Rheem at Texas Tech, Oct. 30, 1998
16.	Meghan Anderson (4) vs. ORU, Sept. 3, 1999
17.	Christy Harms vs. Drury, Sept. 3, 2000
18.	Kori Saunders vs. Texas A&M, Oct. 14, 2001
19.	Meghan Anderson vs. Texas Tech, Oct. 28, 2001
20.	Brittany Timko vs. N. Colo., Sept. 17, 2004
21.	Brittany Timko at Iowa State, Sept. 26, 2004
22.	Nikki Baker vs. Oral Roberts, Nov. 12, 2004
23.	Brittany Timko at Texas Tech, Oct. 30, 2005
24.	Brittany Timko vs. North Texas, Sept. 8, 2006
25.	Morgan Marlborough (4) vs. Akron, Sept. 13, 2009
26.	Morgan Marlborough vs. Oklahoma, Oct. 11, 2009
27.	Anna Caniglia at Kansas, Oct. 23, 2009
28.	Morgan Marlborough vs. No. Arizona, Sept. 4, 2011
29.	Morgan Marlborough vs. Northwestern, Sept. 18, 2011
30.	Morgan Marlborough vs. Purdue, Sept. 23, 2011
31.	Mayme Conroy vs. Wisconsin, Oct. 5, 2012
32.	Jaycie Johnson (4) vs. SE Louisiana, Nov. 15, 2013
33.	Jaycie Johnson at Ohio State, Sept. 23, 2016
34.	Faith Carter vs. Indiana, Sept. 20, 2018



Jenny Benson ranks ninth on Nebraska's career points list with 99 from 1996 to 2000.

MULTIPLE-GOAL GAMES

No.	Player (Years)	Games
1.	Christine Latham (1999-00-01-02)	17
2.	Morgan Marlborough (2009-10-11)	16
3.	Kim Engesser (1997-98)	14
4.	Meghan Anderson (1998-99-00-01)	12
5.	Kari Uppinghouse (1995-96-97)	10
6.	Lindsay Eddleman (1996-97-98-99)	10
7.	Brittany Timko (2003-04-05-06)	9
8.	Jaycie Johnson (2013-14-15-16)	9
9.	Nikki Baker (2002-03-04)	6
10.	Jordan Jackson (2009-10-11-12-13)	6
11.	Mayme Conroy (2011-12-13-14)	6

ASSISTS

No.	Player (Years)	Assists
1.	Meghan Anderson (1998-99-00-01)	50
2.	Jenny Benson (1996-97-99-00)	47
3.	Brittany Timko (2003-04-05-06)	42
4.	Sharolita Nonen (1996-97-98-99)	35
5.	Kelly Rheem (1998-99-00-01)	35
6.	Jordan Jackson (2009-10-11-12-13)	31
7.	Christine Latham (1999-00-01-02)	29
8.	Lindsay Eddleman (1996-97-98-99)	27
9.	Jenna Cooper (2001-02-03)	25
10.	Morgan Marlborough (2009-10-11)	25

SHOTS

No.	Player (Years)	Shots
1.	Christine Latham (1999-00-01-02)	400
2.	Meghan Anderson (1998-99-00-01)	344
3.	Morgan Marlborough (2009-10-11)	287
4.	Jordan Jackson (2009-10-11-12-13)	271
5.	Lindsay Eddleman (1996-97-98-99)	265
6.	Brittany Timko (2003-04-05-06)	250
7.	Kari Uppinghouse (1995-96-97)	219
8.	Jaycie Johnson (2013-14-15-16)	203
9.	Isabelle Morneau (1996-97-98-99)	198
10.	Aysha Jamani (2005-06-07-08)	195

ALL-TIME INDIVIDUAL STREAKS

Games With At Least One Point	14
Brittany Timko (Began Oct. 30, 2005; Ended Oct. 1, 2006)	
Games With At Least One Goal	7
Christine Latham (Began Oct. 17, 1999; Ended Nov. 14, 1999)	
Morgan Marlborough (Began Aug. 25, 2011; Ended Sept. 25, 2011)	
Games With At Least One Assist	7
Meghan Anderson (Began Oct. 8, 1999; Ended Nov. 3, 1999)	
Consecutive Goalkeeper Shutouts By	9
Rebecca Hornbacher (Began Sept. 18, 1997; Ended Oct. 24, 1997)	
Consecutive Shutout Minutes	820:25
Rebecca Hornbacher (Began Sept. 14, 1997; Ended Nov. 2, 1997)	
Consecutive Games Played	94
Meghan Anderson, Becky Preston (Began Sept. 4, 1998; Ended Nov. 24, 2001)	
Consecutive Games Started	94
Meghan Anderson (Began Sept. 4, 1998; Ended Nov. 24, 2001)	

SHOTS ON GOAL

No.	Player (Years)	SOG
1.	Christine Latham (1999-00-01-02)	193
2.	Meghan Anderson (1998-99-00-01)	170
3.	Lindsay Eddleman (1996-97-98-99)	149
4.	Morgan Marlborough (2009-10-11)	137
5.	Jordan Jackson (2009-10-11-12-13)	136
6.	Kari Uppinghouse (1995-96-97)	129
7.	Brittany Timko (2003-04-05-06)	123
8.	Jaycie Johnson (2013-14-15-16)	108
9.	Isabelle Morneau (1996-97-98-99)	106
10.	Kim Engesser (1997-98)	97

GAMES PLAYED

No.	Player (Years)	Games
1.	Meghan Anderson (1998-99-00-01)	94
	Becky Preston (1998-99-00-01)	94
	Christine Latham (1999-00-01-02)	94
4.	Sharolta Nonen (1996-97-98-99)	93
	Christine Gluck (1997-98-99-00)	93
	Kelly Rheem (1998-99-00-01)	93
	Shannon Tanaka (1998-99-00-01)	93
	Breanna Boyd (1999-00-01-02)	93
9.	Jenny Benson (1996-97-99-00)	92
10.	Isabelle Morneau (1996-97-98-99)	91
	Nikki Baker (2002-03-04-05)	91

GAMES STARTED

No.	Player (Years)	Starts
1.	Meghan Anderson (1998-99-00-01)	94
2.	Isabelle Morneau (1996-97-98-99)	91
	Jenny Benson (1996-97-99-00)	91
4.	Lindsay Eddleman (1996-97-98-99)	88
5.	Nikki Baker (2002-03-04-05)	81
6.	Kristen Gay (1995-96-97-98)	80
	Becky Hogan (1995-96-97-98)	80
8.	Stephanie Vacek (1994-95-96-97)	79
	Anna Caniglia (2006-07-08-09)	79
	Carly Peetz (2006-07-08-09)	79
	Jordan Jackson (2009-10-11-12-13)	79

**GOALKEEPING LEADERS
GOALS-AGAINST AVERAGE**

No.	Player (Years)	GAA
1.	Karina LeBlanc (1997-98-99-00)	0.54
2.	Rebecca Hornbacher (1996-97)	0.64
3.	Aubrei Corder (2016-17-18)	0.93
4.	Erin Miller (2000-01-02)	0.98
5.	Brittany Pfeil (2006-07-08)	1.00
	Alison Dudley (1994)	1.00
7.	Jamie Klages (2005-06)	1.14
8.	Michelle Denomme (1995-96)	1.18
9.	Brooke Bredenberg (2003)	1.39
10.	Katie Wright (2003-04-05)	1.45

SAVES

No.	Player (Years)	Saves
1.	Emma Stevens (2010-11-12-13)	278
2.	Erin Miller (2000-01-02)	239
3.	Karina LeBlanc (1997-98-99-00)	206
4.	Aubrei Corder (2016-17-18)	187
5.	Jamie Klages (2005-06)	156
6.	Katie Wright (2003-04)	153
7.	Rebecca Hornbacher (1996-97)	141
8.	Jessica Mills (2007-09)	124
9.	Tara Macdonald (2009-10)	115
10.	Brooke Bredenberg (2001-04)	77

WINS

No.	Player (Years)	Wins
1.	Karina LeBlanc (1997-98-99-00)	60
2.	Rebecca Hornbacher (1996-97)	41
3.	Emma Stevens (2010-11-12-13)	37
4.	Erin Miller (2000-01-02)	33
5.	Aubrei Corder (2016-17-18)	29
6.	Jamie Klages (2005-06)	21
7.	Katie Wright (2003-04)	19
8.	Alison Dudley (1994)	14
	Tara Macdonald (2009-10)	14
10.	Brooke Bredenberg (2001-04)	11



Karina LeBlanc, the Huskers' starting goalkeeper from 1998 to 2000, set school records for shutouts, wins, minutes played, games started and games played.

SHUTOUTS

No.	Player (Years)	Shutouts
1.	Karina LeBlanc (1997-98-99-00)	45.5
2.	Rebecca Hornbacher (1996-97)	25
3.	Aubrei Corder (2016-17-18)	23.2
4.	Erin Miller (2001-01-02)	21
5.	Michelle Denomme (1995-06)	12
6.	Emma Stevens (2010-11-12-13)	10.3
7.	Jamie Klages (2005-06)	10
8.	Katie Wright (2003-04-05)	8
9.	Tara Macdonald (2009-10)	4
	Jessica Mills (2007-08-09)	4

MINUTES IN GOAL

No.	Player (Years)	Minutes
1.	Karina LeBlanc (1997-98-99-00)	6,308
2.	Emma Stevens (2010-11-12-13)	6,221
3.	Aubrei Corder (2016-17-18)	5,922
4.	Erin Miller (2000-01-02)	4,396
5.	Rebecca Hornbacher (1996-97)	3,660
6.	Jamie Klages (2005-06)	3,617
7.	Katie Wright (2003-04-05)	2,920
8.	Jessica Mills (2007-08-09)	2,861
9.	Tara Macdonald (2009-10)	2,113
10.	Kelly Schatz (2013-14)	1,766

GAMES STARTED IN GOAL

No.	Player (Years)	Starts
1.	Karina LeBlanc (1997-98-99-00)	69
	Emma Stevens (2010-11-12-13)	69
3.	Aubrei Corder (2016-17-18)	62
4.	Erin Miller (2000-01-02)	48
5.	Rebecca Hornbacher (1996-97)	46
6.	Jamie Klages (2005-06)	38
7.	Katie Wright (2003-04)	32
8.	Jessica Mills (2007-08-09)	30
9.	Tara Macdonald (2009-10)	24
10.	Kelly Schatz (2013-14)	19

GAMES PLAYED IN GOAL

No.	Player (Years)	Games
1.	Karina LeBlanc (1997-98-99-00)	80
2.	Emma Stevens (2010-11-12-13)	73
3.	Aubrei Corder (2016-17-18)	62
4.	Erin Miller (2000-01-02)	48
5.	Rebecca Hornbacher (1996-97)	46
6.	Jamie Klages (2005-06)	39
7.	Jessica Mills (2007-08-09)	38
8.	Katie Wright (2003-04)	35
9.	Michelle Denomme (1995-96)	27
10.	Tara Macdonald (2009-10)	26

POINTS

Year	Player	Points
1994	Danielle Boswell	26
1995	Becky Hogan	20
1996	Kari Uppinghouse	48
1997	Kim Engesser	55
1998	Kim Engesser	61
1999	Meghan Anderson	54
2000	Christine Latham	57
2001	Christine Latham	46
2002	Christine Latham	35
2003	Jessie Bruch	19
2004	Brittany Timko	43
2005	Brittany Timko	43
2006	Brittany Timko	29
2007	Shay Powell	11
2008	Shay Powell	19
2009	Morgan Marlborough	49
2010	Morgan Marlborough	48
2011	Morgan Marlborough	46
2012	Mayme Conroy	28
2013	Jaycie Johnson	36
2014	Jaycie Johnson	25
2015	Jaylyn Odermann	12
2016	Jaycie Johnson	24
2017	Haley Hanson	22
2018	Faith Carter	20

GOALS

Year	Player	Goals
1994	Danielle Boswell	13
1995	Kristen Gay	8
1996	Kari Uppinghouse	19
1997	Kim Engesser	26
1998	Kim Engesser	27
1999	Meghan Anderson	21
2000	Christine Latham	23
2001	Christine Latham	18
2002	Christine Latham	16
2003	Jessie Bruch	9
2004	Brittany Timko	14
2005	Brittany Timko	11
2006	Brittany Timko	11
2007	Shay Powell	5
2008	Shay Powell	7
2009	Morgan Marlborough	21
2010	Morgan Marlborough	18
2011	Morgan Marlborough	20
2012	Mayme Conroy	14
2013	Jaycie Johnson	17
2014	Jaycie Johnson	11
2015	Caroline Flynn	5
2016	Jaycie Johnson	11
2017	Haley Hanson	9
2018	Faith Carter	9

GAME-WINNING GOALS

Year	Player	GWG
1994	Danielle Boswell	5
1995	Becky Hogan	3
1996	Kari Uppinghouse	7
1997	Kari Uppinghouse	6
1998	Kim Engesser	8
1999	Meghan Anderson	5
2000	Christine Latham	8
2001	Christine Latham	5
2002	Christine Latham	8
2003	Jessie Bruch/Ashley Carter	3
2004	Nikki Baker	5
2005	Sasha Andrews/Brittany Timko	4
2006	Brittany Timko/Aysha Jamani/Jessie Bruch	2
2007	Carly Peetz	2
2008	Shay Powell/Aysha Jamani/Sari Raber	2
2009	Morgan Marlborough	4
2010	Morgan Marlborough/Jordan Jackson	3
2011	Morgan Marlborough	6
2012	Katie Kraeutner/Caroline Gray	2
2013	Jaycie Johnson	7

2014	Jaycie Johnson/Mayme Conroy/Caroline Flynn/Caroline Gray	2
2015	Jaycie Johnson/Katie Kraeutner	2
2016	Jaycie Johnson	6
2017	Elyse Huber	4
2018	Faith Carter/Savanah Uveges	3

ASSISTS

Year	Player	Assists
1994	Jamie Riley	11
1995	Erica De Vitis/Sandy Smith	7
1996	Jenny Benson	13
1997	Jenny Benson/Becky Hogan	8
1998	Sharolta Nonen	10
1999	Jenny Benson	17
2000	Meghan Anderson/Kelly Rheem	15
2001	Meghan Anderson	14
2002	Jenna Cooper	10
2003	Jenna Cooper	14
2004	Brittany Timko	13
2005	Brittany Timko	21
2006	Brittany Timko	7
2007	Selenia Iacchelli/Sari Raber/Alexa Cardona	3
2008	Shay Powell	5
2009	Anna Caniglia	9
2010	Morgan Marlborough	12
2011	Morgan Marlborough	20
2012	Caroline Gray	6
2013	Jordan Jackson	12
2014	Jaycie Johnson/Mayme Conroy/Caroline Flynn/Caroline Gray/Jourden Casey	3
2015	Sydney Miramontez	5
2016	Sydney Miramontez	7
2017	Brenna Ochoa	6
2018	Brenna Ochoa	8

GAME-WINNING ASSISTS

Year	Player	GWA
1994	Jamie Riley	4
1995	Erica De Vitis	3
1996	Tanya Franck/Kristen Gay/Isabelle Morneau	3
1997	Jenny Benson	3
1998	Sharolta Nonen	4
1999	Sharolta Nonen	4
2000	Meghan Anderson	5
2001	Christine Latham	5
2002	Jenna Cooper	4
2003	Kari Hogan	3
2004	Brittany Timko	6
2005	Brittany Timko	8
2006	Brittany Timko	3
2007	Selenia Iacchelli	1
2008	Shay Powell/Anna Caniglia	2
2009	Morgan Marlborough	3
2010	Morgan Marlborough/Jordan Jackson	4
2011	Molly Thomas	3
2012	Caroline Gray/Jaylyn Odermann/Stacy Bartels	1
2013	Jordan Jackson	5
2014	Caroline Gray/Mayme Conroy	2
2015	Jaylyn Odermann	2
2016	Sydney Miramontez/Meg Brandt	2
2017	Brenna Ochoa	2
2018	Brenna Ochoa	3

SHOTS

Year	Player	Shots
1994	Jamie Riley	72
1995	Erica De Vitis/Kari Uppinghouse	63
1996	Lindsay Eddleman	102
1997	Kim Engesser	80
1998	Kim Engesser	98
1999	Meghan Anderson	99
2000	Christine Latham	118
2001	Christine Latham	117
2002	Christine Latham	111
2003	Jessie Bruch	73
2004	Brittany Timko	82
2005	Brittany Timko	93
2006	Aysha Jamani	64

2007	Selenia Iacchelli	50
2008	Shay Powell	63
2009	Morgan Marlborough	87
2010	Morgan Marlborough	103
2011	Morgan Marlborough	97
2012	Mayme Conroy	60
2013	Jordan Jackson	81
2014	Jaycie Johnson	62
2015	Caroline Flynn	35
2016	Jaycie Johnson	49
2017	Haley Hanson	62
2018	Faith Carter	41

SHOTS ON GOAL

Year	Player	SOG
1994	Jamie Riley	43
1995	Kari Uppinghouse	40
1996	Lindsay Eddleman	64
1997	Kim Engesser	50
1998	Kim Engesser	47
1999	Meghan Anderson	54
2000	Christine Latham	60
2001	Christine Latham	49
2002	Christine Latham	56
2003	Jessie Bruch	28
2004	Brittany Timko	39
2005	Brittany Timko	47
2006	Brittany Timko	30
2007	Selenia Iacchelli	24
2008	Shay Powell	27
2009	Morgan Marlborough	41
2010	Morgan Marlborough	52
2011	Morgan Marlborough	44
2012	Mayme Conroy	32
2013	Jordan Jackson	43
2014	Jaycie Johnson	38
2015	Caroline Flynn	16
2016	Jaycie Johnson	22
2017	Haley Hanson	27
2018	Faith Carter	19

GOALS-AGAINST AVERAGE (Minimum 10 Starts in Goal)

Year	Goalkeeper	GAA
1994	Alison Dudley	1.00
1995	Michelle Denomme	1.21
1996	Rebecca Hornbacher	0.51
1997	Rebecca Hornbacher	0.78
1998	Karina LeBlanc	0.70
1999	Karina LeBlanc	0.51
2000	Karina LeBlanc	0.40
2001	Erin Miller	1.12
2002	Erin Miller	0.86
2003	Brooke Bredenberg	1.39
2004	Katie Wright	1.25
2005	Jamie Klages	1.19
2006	Jamie Klages	1.10
2007	Jessica Mills	1.68
2008	Brittany Pfeil	0.92
2009	Tara Macdonald	1.34
2010	Emma Stevens	1.57
2011	Emma Stevens	1.90
2012	Emma Stevens	1.69
2013	Emma Stevens	1.08
2014	Kelly Schatz	1.73
2015	Erika Johnson	1.46
2016	Aubrei Corder	0.85
2017	Aubrei Corder	0.64
2018	Aubrei Corder	1.28

GOALKEEPER MINUTES

Year	Goalkeeper	Minutes
1994	Alison Dudley	1,528
1995	Michelle Denomme	1,415
1996	Rebecca Hornbacher	1,940
1997	Rebecca Hornbacher	1,720
1998	Karina LeBlanc	1,802
1999	Karina LeBlanc	2,278
2000	Karina LeBlanc	2,007

2001	Erin Miller	2,085
2002	Erin Miller	2,311
2003	Brooke Bredenberg	1,557
2004	Katie Wright	2,088
2005	Jamie Klages	1,734
2006	Jamie Klages	1,883
2007	Jessica Mills	1,661
2008	Brittany Pfeil	1,564
2009	Tara Macdonald	943
2010	Tara Macdonald	1,176
2011	Emma Stevens	1,660
2012	Emma Stevens	1,698
2013	Emma Stevens	2,173
2014	Kelly Schatz	1,714
2015	Erika Johnson	1,544
2016	Aubrei Corder	2,109
2017	Aubrei Corder	1,842
2018	Aubrei Corder	1,970

GOALS ALLOWED

Year	Goalkeeper	Goals
1994	Alison Dudley	17
1995	Michelle Denomme	19
1996	Rebecca Hornbacher	11
1997	Rebecca Hornbacher	15
1998	Karina LeBlanc	14
1999	Karina LeBlanc	13
2000	Karina LeBlanc	9
2001	Erin Miller	26
2002	Erin Miller	22
2003	Brooke Bredenberg	24
2004	Katie Wright	29
2005	Jamie Klages	23
2006	Jamie Klages	23
2007	Jessica Mills	31
2008	Brittany Pfeil	16
2009	Tara Macdonald	14
2010	Emma Stevens	12
2011	Emma Stevens	35
2012	Emma Stevens	35
2013	Emma Stevens	26
2014	Kelly Schatz	33
2015	Erika Johnson	25
2016	Aubrei Corder	20
2017	Aubrei Corder	13
2018	Aubrei Corder	28

GOALKEEPER SAVES

Year	Goalkeeper	Saves
1994	Alison Dudley	57
1995	Michelle Denomme	54
1996	Rebecca Hornbacher	82
1997	Rebecca Hornbacher	59
1998	Karina LeBlanc	55
1999	Karina LeBlanc	72
2000	Karina LeBlanc	74
2001	Erin Miller	109
2002	Erin Miller	130
2003	Brooke Bredenberg	77
2004	Katie Wright	108
2005	Jamie Klages	88
2006	Jamie Klages	68
2007	Jessica Mills	79
2008	Brittany Pfeil	59
2009	Tara Macdonald	45
2010	Tara Macdonald	70
2011	Emma Stevens	84
2012	Emma Stevens	74
2013	Emma Stevens	94
2014	Kelly Schatz	55
2015	Erika Johnson	70
2016	Aubrei Corder	78
2017	Aubrei Corder	53
2018	Aubrei Corder	56

FOR THE RECORD

Nebraska's All-Time Record 327-158-44

Home Games 198-56-25
 Barbara Hibner Stadium (2015-present; 4 years) 21-11-7
 Nebraska Soccer Field (2005-2014; 10 years) 70-27-14
 Abbott Sports Complex (1995-2004; 10 years; 1 game in 1994, 1 game in 2012) 101-17-4
 Whittier Field (1994; 1 year) 6-1-0

Away Games 95-81-18

Neutral Games 34-21-1

Overtime Games 31-15-39

NCAA Tournament

NCAA Tournament Record 17-12
 NCAA Tournament Appearances.12 (1996, 1997, 1998, 1999, 2000, 2001, 2002, 2003, 2004, 2005, 2013, 2016)

Conference Records

Conference Regular-Season Record 137-79-23
 Conference Tournament Record 22-12

Big Ten Conference (2011-present)

Big Ten Conference Record 39-36-15
 Big Ten Conference Regular-Season Titles 1 (2013)

Big Ten Tournament Record 4-3
 Big Ten Tournament Titles 1 (2013)

Big 12 Conference (1996-2010)

Big 12 Conference Record 98-43-8
 Big 12 Conference Regular-Season Titles 3 (1996, 1999, 2000)

Big 12 Tournament Record 18-9
 Big 12 Tournament Titles 5 (1996, 1998, 1999, 2000, 2002)

Against the Top 25 46-78-12

Against Each Conference

Against the American 3-0-0
 Against Big Ten Teams 59-43-19
 Against the America East 1-0-0
 Against the ACC 8-10-2
 Against the Atlantic Sun 1-0-0
 Against the Atlantic 10 3-1-0
 Against Big 12 Teams 131-56-9
 Against the Big East 8-4-2
 Against the Big Sky 6-0-1
 Against the Big West 2-2-0
 Against the Colonial 1-0-0
 Against Conference USA 8-0-0
 Against the Great West 2-0-0
 Against the Horizon League 3-0-1
 Against Independents 7-0-0
 Against the Ivy League 2-0-0
 Against the Mid-American 3-1-0
 Against the Mid-Continent 3-0-0
 Against the Midwestern Collegiate 2-1-0
 Against the Missouri Valley 12-4-3
 Against the Mountain West 5-2-2
 Against the Ohio Valley 4-0-0
 Against the Pac-12 13-12-1
 Against the Patriot League 1-0-0
 Against the SEC 12-5-1
 Against the Southland 4-0-0
 Against the Summit League 5-0-1
 Against the Sun Belt 2-1-0
 Against the WAC 7-1-0
 Against the West Coast 6-11-2

Non-Division I Teams 5-0-0

When Leading at the Half 236-9-13
 When Trailing at the Half 18-88-4
 When Tied at the Half 73-61-24

All-Time Score 1,263-636

NEBRASKA

Points.....39
(Nebraska 11, Arkansas-Little Rock 0, Aug. 27, 2000)

Goals..... 11
3 times; most recent:
(Nebraska 11, Drury 0, Sept. 3, 2000)

Assists.....17
(Nebraska 11, Arkansas-Little Rock 0, Aug. 27, 2000)

Goalkeeper Saves.....13
(Nebraska 0, Oklahoma 0, Oct. 14, 2010)

Shots.....60
(vs. Iowa State, Oct. 6, 1995)

Shots on Goal.....30
(vs. Arkansas-Little Rock, Aug. 27, 2000)

Shots Allowed.....33
(vs. Portland, Nov. 13, 2005)

Shots on Goal Allowed.....16
(at North Carolina, Sept. 7, 2003)

Fewest Shots.....2
(at North Carolina, Sept. 7, 2003)
(at Baylor, Aug. 31, 2012)

Fewest Shots Allowed.....0
4 times; most recent: (vs. Oral Roberts, Sept. 3, 1999)

Corner Kicks.....27
(Nebraska 7, Belmont 0, Sept. 6, 2002)
(Nebraska 2, Murray State 0, Sept. 21, 2003)

Fouls.....28
(vs. Missouri, Nov. 8, 1998)

Goals, Defeat.....4
(Penn State 5, Nebraska 4, Oct. 14, 2011)

Goals Allowed.....6
(Notre Dame 6, Nebraska 0, Nov. 23, 1997)
(North Carolina 6, Nebraska 0, Sept. 7, 2003)
(Florida 6, Nebraska 1, Aug. 31, 2008)
(Minnesota 6, Nebraska 3, Oct. 28, 2011)
(Baylor 6, Nebraska 0, Sept. 2, 2018)

Goals Allowed, Victory.....4
(Nebraska 7, Kansas 4, Oct. 23, 2009)
(Nebraska 5, Texas Tech 4, Oct. 3, 2010)

Goals, First Half.....7
(vs. Oklahoma State, Oct. 24, 1999)
(vs. Arkansas-Little Rock, Aug. 27, 2000)

Goals, Second Half.....7
(Nebraska 10, Texas Tech 1, Nov. 3, 1999)
(Nebraska 9, South Dakota 0, Sept. 18, 2009)

Margin of Victory..... 11
3 times; most recent:
(Nebraska 11, Drury 0, Sept. 3, 2000)

Margin of Victory, Shutout..... 11
6 times; most recent:
(Nebraska 11, Drury 0, Sept. 3, 2000)

Margin of Victory, Home..... 11
3 times; most recent:
(Nebraska 11, Drury 0, Sept. 3, 2000)

Margin of Victory, Away.....7
(Nebraska 7, Oklahoma 0, Oct. 26, 1997)

Margin of Defeat.....6
(Notre Dame 6, Nebraska 0, Nov. 23, 1997)
(North Carolina 6, Nebraska 0, Sept. 7, 2003)
(Baylor 6, Nebraska 0, Sept. 2, 2018)

Margin of Defeat, Shutout.....6
(Notre Dame 6, Nebraska 0, Nov. 23, 1997)
(North Carolina 6, Nebraska 0, Sept. 7, 2003)
(Baylor 6, Nebraska 0, Sept. 2, 2018)

Margin of Defeat, Home.....4
(Texas 4, Nebraska 0, Oct. 4, 2002)
(Penn State 4, Nebraska 0, Oct. 12, 2012)
(Ohio State 4, Nebraska 0, Oct. 14, 2012)

Margin of Defeat, Away.....6
(Notre Dame 6, Nebraska 0, Nov. 23, 1997)
(North Carolina 6, Nebraska 0, Sept. 7, 2003)
(Baylor 6, Nebraska 0, Sept. 2, 2018)

Quickest Goal.....0:19
(Stacy Bartels, at Minnesota, Oct. 28, 2011)

Quickest Goal Allowed.....0:39
(Simone Kolander, vs. Minnesota, Nov. 6, 2013)

Quickest Goal, Second Half.....45:23
(Mayme Conroy, at Illinois, Sept. 29, 2013)

Quickest Goal Allowed, Second Half.....45:19
(Nkem Ezurike, vs. Michigan, Oct. 2, 2011)

Quickest Goal, Overtime.....90:51
(Aysha Jamani, vs. Baylor, Oct. 6, 2006)

Quickest Goal Allowed, Overtime.....90:42
(Courtney Gaines, at Texas, Oct. 7, 2007)

Shortest Span Between Goals.....0:17
(Brittany Timko vs. Iowa State, Sept. 26, 2004)

Shortest Span Between Goals Allowed.....0:20
(at Baylor, Sept. 2, 2018)



Freshman Christy Harms turned in a hat trick in Nebraska's 11-0 win over Drury on Sept. 3, 2000, as the Huskers set the team record for most goals in a single game.

BOTH TEAMS

Attendance - Home.....4,830
(vs. North Carolina, Aug. 30, 2002)

Attendance - Away.....5,108
(at Brigham Young, Aug. 31, 2013)

Points.....42
(vs. Colorado (NU 36), Oct. 13, 1996)

Goals.....12
(vs. Colorado (W, 10-2), Oct. 13, 1996)

Assists.....18
(vs. Colorado (NU 16), Oct. 13, 1996)

Goalkeeper Saves.....22
(vs. Northern Colorado (NU 7), Sept. 16, 2012)

Shots.....60
(vs. Iowa State (NU 60), Oct. 6, 1995)
(vs. Arkansas-Little Rock (NU 59), Aug. 27, 2000)

Shots on Goal.....30
(vs. Arkansas-Little Rock (NU 30), Aug. 27, 2000)

Fewest Shots..... 11
(vs. Oregon (NU 7), Aug. 24, 2018)

Fewest Shots on Goal.....4
(vs. Montana (NU 2), Sept. 3, 2017)
(vs. Oregon State (NU 4), Aug. 26, 2018)
(vs. Purdue (NU 2), Sept. 23, 2018)

Corner Kicks.....27
(vs. Minnesota (NU 19), Nov. 17, 1996)
(vs. Belmont (NU 27), Sept. 6, 2002)
(vs. Murray State (NU 27), Sept. 21, 2003)

Fouls.....48
(vs. Missouri (NU 28), Nov. 8, 1998)

Longest Game.....150:00
(vs. Notre Dame (4 OT), Nov. 28, 1999)

OPPONENTS

Points..... 21
North Carolina (Sept. 7, 2003)

Goals..... 6
Notre Dame (Nov. 23, 1997)
North Carolina (Sept. 7, 2003)
Florida (Aug. 31, 2008)
Minnesota (Oct. 28, 2011)
Baylor (Sept. 2, 2018)

Assists..... 9
North Carolina (Sept. 7, 2003)

Shots..... 33
Portland (Nov. 13, 2005)

Shots on Goal..... 16
North Carolina (Sept. 7, 2003)

Goalkeeper Saves..... 19
Arkansas-Little Rock (Aug. 27, 2000)

Corner Kicks..... 13
Texas (Oct. 26, 2003)

Fouls..... 23
Arizona (Aug. 31, 2001)

Victory Margin..... 6
Notre Dame, 6-0 (Nov. 23, 1997)
North Carolina, 6-0 (Sept. 7, 2003)
Baylor, 6-0 (Sept. 2, 2018)

WINS

No.	Year	Wins
1.	1996	23
2.	1999	22
	2000	22
4.	2013	19
5.	1997	18
6.	1998	17
	2001	17

WINNING PERCENTAGE

No.	Year	Pct.	(Record)
1.	1996	.958	(23-1-0)
2.	1999	.920	(22-1-2)
3.	2000	.917	(22-2-0)
4.	1997	.818	(18-4-0)
5.	2013	.813	(19-4-1)
6.	1998	.795	(17-4-1)

GAMES PLAYED

No.	Year	Games
1.	1999	25
	2002	25
3.	1996	24
	2000	24
	2013	24
6.	2001	23
	2004	23
	2005	23

HOME WINS

No.	Year	Wins
1.	1996	13
2.	1997	12
	1999	12
	2001	12
5.	2000	11

HOME WINNING PERCENTAGE

No.	Year	Pct.	(Record)
1.	1996	1.000	(13-0-0)
	1997	1.000	(12-0-0)
	2001	1.000	(12-0-0)
4.	1999	.962	(12-0-1)
5.	2009	.909	(9-0-2)

POINTS

No.	Year	Points
1.	1999	316
2.	2000	298
3.	1996	251
4.	1998	225
5.	1997	224

GOALS

No.	Year	Goals
1.	1999	108
2.	2000	95
3.	1996	92
4.	1997	82
5.	1998	76

ASSISTS

No.	Year	Assists
1.	2000	108
2.	1999	100
3.	1998	73
4.	1996	67
5.	1997	60
	2001	60

SHOTS

No.	Year	Shots
1.	2000	656
2.	1999	587
3.	1996	534
4.	2001	532
5.	1997	483

SHOTS ON GOAL

No.	Year	SOG
1.	2000	323
2.	1996	314
3.	1999	309
4.	1998	249
5.	1997	241

GOALS-AGAINST AVERAGE

No.	Year	GAA
1.	2000	0.42
2.	1999	0.54
3.	1996	0.59
4.	2017	0.63
5.	1998	0.79

GOALS ALLOWED

No.	Year	Goals
1.	2000	10
2.	2017	13
3.	1999	14
4.	1996	15
5.	1997	18
	1998	18

SAVES

No.	Year	Saves
1.	2002	135
2.	2003	123
3.	2004	114
4.	2001	112
5.	2005	106

SHUTOUTS

No.	Year	Shutouts
1.	2000	16
2.	1997	14
	2002	14
4.	1999	13
5.	1998	12

SHOTS ALLOWED

No.	Year	Shots
1.	1995	154
2.	1997	166
3.	2017	172
4.	1994	175
5.	1996	180

SHOTS ON GOAL ALLOWED

No.	Year	SOG
1.	2017	66
2.	1997	82
3.	1999	86
4.	2000	88
5.	2018	89

CORNER KICKS

No.	Year	Corners
1.	2000	265
2.	1999	253
3.	2002	205
4.	1998	196
5.	2001	187

**HOME ATTENDANCE
(Ranked by Total)**

No.	Year	Games	Total	Average
1.	1999	13	19,874	1,529
2.	2016	11	13,002	1,182
3.	2015	9	12,427	1,381
4.	1996	13	12,277	944
5.	2001	12	11,747	979

ALL-TIME TEAM STREAKS

Winning Streak	23
(Began Aug. 30, 1996; Ended Dec. 1, 1996)	
Unbeaten Streak	32
(Began Sept. 24, 1999; Ended Oct. 15, 2000)	
Losing Streak	5
(Began Oct. 14, 2007; Ended Nov. 2, 2007)	
(Began Sept. 25, 2011; Ended Oct. 16, 2011)	
Non-Winning Streak	10
(Began Oct. 14, 2007; Ended Sept. 7, 2008)	
Consecutive Home Wins	27
(Began Oct. 20, 1995; Ended Sept. 4, 1998)	
Consecutive Away Wins	13
(Began Oct. 1, 1999; Ended Sept. 25, 2001)	
Consecutive Neutral Site Wins	8
(Began Nov. 3, 1999; Ended Nov. 9, 2001)	
Consecutive Regular-Season Conference Wins ..	16
(Began Nov. 6, 1998; Ended Oct. 15, 2000)	
Consecutive Wins vs. Conference Teams	23
(Began Nov. 6, 1998; Ended Oct. 15, 2000)	
Consecutive Home Conference Wins	24
(Began Oct. 27, 1996; Ended Oct. 15, 2000)	
Consecutive Away Conference Wins	10
(Began Oct. 1, 1999; Ended Oct. 12, 2001)	
Consecutive Conference Tournament Wins	9
(Began Nov. 6, 1998; Ended Nov. 9, 2001)	
Consecutive Shutouts	9
(Began Sept. 18, 1997; Ended Oct. 24, 1997)	
Consecutive Shutout Minutes	936:59
(Began Sept. 14, 1997; Ended Oct. 24, 1997)	
Consecutive Conference Shutouts	7
(Began Nov. 8, 1998; Ended Oct. 15, 1999)	
Consecutive Conference Shutout Minutes ..	716:35
(Began Nov. 6, 1998; Ended Oct. 15, 1999)	
Consecutive Games With At Least One Goal ...	38
(Began Oct. 1, 1999; Ended Nov. 17, 2000)	
Consecutive Winning Seasons	12
(Began 1995; Ended 2006)	
Consecutive NCAA Tournaments	10
(Began 1996; Ended 2005)	
Consecutive NCAA Sweet 16 Appearances	7
(Began 1996; Ended 2002)	
Final Top 25 NSCAA Rankings	10
(Began 1996; Ended 2005)	
Final Top 10 NSCAA Rankings	5
(Began 1996; Ended 2000)	
Consecutive Weeks in NSCAA Top 25	85
(Began Aug. 26, 1996; Ended Oct. 28, 2002)	

WINS

Year	Wins	Home Wins
1994	14	7
1995	10	8
1996	23	13
1997	18	12
1998	17	10
1999	22	12
2000	22	11
2001	17	12
2002	16	7
2003	13	8
2004	14	7
2005	14	9
2006	10	8
2007	5	4
2008	10	8
2009	11	9
2010	13	9
2011	7	4
2012	7	3
2013	19	9
2014	8	7
2015	8	4
2016	11	8
2017	9	4
2018	9	5
Total	327	198

GAMES PLAYED

Year	Games
1994	18
1995	18
1996	24
1997	22
1998	22
1999	25
2000	24
2001	23
2002	25
2003	22
2004	23
2005	23
2006	20
2007	19
2008	20
2009	20
2010	21
2011	18
2012	20
2013	24
2014	19
2015	17
2016	22
2017	19
2018	21
Totals	529

WINNING PERCENTAGE

Year	Pct.	(Record)
1994	.778	(14-4-0)
1995	.556	(10-8-0)
1996	.958	(23-1-0)
1997	.818	(18-4-0)
1998	.795	(17-4-1)
1999	.920	(22-1-2)
2000	.917	(22-2-0)
2001	.761	(17-5-1)
2002	.700	(16-6-3)
2003	.614	(13-8-1)
2004	.609	(14-9-0)
2005	.630	(14-8-1)
2006	.575	(10-7-3)
2007	.368	(5-10-4)
2008	.525	(10-9-1)
2009	.650	(11-5-4)
2010	.642	(13-7-1)
2011	.416	(7-10-1)
2012	.375	(7-12-1)
2013	.813	(19-4-1)
2014	.474	(8-9-2)
2015	.529	(8-7-2)

2016	.614	(11-6-5)
2017	.605	(9-5-5)
2018	.548	(9-7-5)
Totals	.660	(327-158-44)

HOME WINNING PERCENTAGE

Year	Pct.	(Record)
1994	.875	(7-1-0)
1995	.727	(8-3-0)
1996	1.000	(13-0-0)
1997	1.000	(12-0-0)
1998	.875	(10-1-1)
1999	.962	(12-0-1)
2000	.846	(11-2-0)
2001	1.000	(12-0-0)
2002	.666	(7-3-2)
2003	.888	(8-1-0)
2004	.539	(7-6-0)
2005	.731	(9-3-1)
2006	.679	(8-3-3)
2007	.550	(4-3-3)
2008	.773	(8-2-1)
2009	.909	(9-0-2)
2010	.900	(9-1-0)
2011	.450	(4-5-1)
2012	.350	(3-6-1)
2013	.818	(9-2)
2014	.667	(7-3-2)
2015	.500	(4-4-1)
2016	.818	(8-1-2)
2017	.556	(4-3-2)
2018	.600	(5-3-2)
Totals	.754	(198-56-25)

POINTS

Year	Games	Goals	Assists	Points
1994	18	50	20	120
1995	18	48	44	140
1996	24	92	67	251
1997	22	82	60	224
1998	22	76	73	225
1999	25	108	100	316
2000	24	95	108	298
2001	23	68	60	196
2002	25	52	37	141
2003	22	40	39	119
2004	23	49	36	134
2005	23	45	46	136
2006	20	31	31	93
2007	19	25	16	66
2008	20	31	28	90
2009	20	62	57	181
2010	21	48	41	137
2011	18	43	38	124
2012	20	27	19	73
2013	24	54	44	152
2014	19	31	21	83
2015	17	23	16	62
2016	22	25	20	70
2017	19	30	23	83
2018	21	28	25	81
Totals	529	1,263	1,069	3,495

GOALS

Year	Games	Goals
1994	18	50
1995	18	48
1996	24	92
1997	22	82
1998	22	76
1999	25	108
2000	24	95
2001	23	68
2002	25	52
2003	22	40
2004	23	49
2005	23	45
2006	20	31
2007	19	25
2008	20	31
2009	20	62
2010	21	48
2011	18	43

2012	20	27
2013	24	54
2014	19	31
2015	17	23
2016	22	25
2017	19	30
2018	21	28
Totals	529	1,263

ASSISTS

Year	Games	Assists
1994	18	20
1995	18	44
1996	24	67
1997	22	60
1998	22	73
1999	25	100
2000	24	108
2001	23	60
2002	25	37
2003	22	39
2004	23	36
2005	23	46
2006	20	31
2007	19	16
2008	20	28
2009	20	57
2010	21	41
2011	18	38
2012	20	19
2013	24	44
2014	19	21
2015	17	16
2016	22	20
2017	19	23
2018	21	25
Totals	529	1,069

SHOTS

Year	Games	Shots
1994	18	350
1995	18	476
1996	24	534
1997	22	483
1998	22	463
1999	25	587
2000	24	656
2001	23	532
2002	25	426
2003	22	382
2004	23	401
2005	23	393
2006	20	344
2007	19	327
2008	20	364
2009	20	422
2010	21	375
2011	18	309
2012	20	291
2013	24	398
2014	19	238
2015	17	190
2016	22	240
2017	19	302
2018	21	223
Totals	529	9,706

SHOTS ON GOAL

Year	Games	SOG
1994	18	193
1995	18	235
1996	24	314
1997	22	241
1998	22	249
1999	25	309
2000	24	323
2001	23	210
2002	25	205
2003	22	172
2004	23	171
2005	23	186
2006	20	131
2007	19	147

2008	20	147
2009	20	179
2010	21	164
2011	18	149
2012	20	148
2013	24	183
2014	19	116
2015	17	92
2016	22	101
2017	19	124
2018	21	99
Totals	529	4,588

GOALS-AGAINST AVERAGE

Year	Games	Minutes	GA	GAA
1994	18	1,672	19	1.06
1995	18	1,650	26	1.42
1996	24	2,279	15	0.59
1997	22	1,980	18	0.82
1998	22	2,062	18	0.79
1999	25	2,354	14	0.54
2000	24	2,160	10	0.42
2001	23	2,100	27	1.16
2002	25	2,311	22	0.85
2003	22	2,030	36	1.60
2004	23	2,087	29	1.25
2005	23	2,094	29	1.25
2006	20	1,901	24	1.14
2007	19	1,791	33	1.66
2008	20	1,857	28	1.36
2009	20	1,888	33	1.57
2010	21	1,914	34	1.60
2011	18	1,660	36	1.94
2012	20	1,858	38	1.84
2013	24	2,225	26	1.05
2014	19	1,771	33	1.73
2015	17	1,590	26	1.47
2016	22	2,109	20	0.85
2017	19	1,847	13	0.63
2018	21	1,992	29	1.31
Totals	529	49,092	636	1.17

GOALS ALLOWED

Year	Games	Goals
1994	18	19
1995	18	26
1996	24	15
1997	22	18
1998	22	18
1999	25	14
2000	24	10
2001	23	27
2002	25	22
2003	22	36
2004	23	29
2005	23	29
2006	20	24
2007	19	33
2008	20	28
2009	20	33
2010	21	34
2011	18	36
2012	20	38
2013	24	26
2014	19	33
2015	17	26
2016	22	20
2017	19	13
2018	21	29
Totals	529	636

SAVES

Year	Games	Saves
1994	18	61
1995	18	58
1996	24	89
1997	22	64
1998	22	72
1999	25	72
2000	24	78
2001	23	112
2002	25	135
2003	22	123

2004	23	114
2005	23	106
2006	20	73
2007	19	85
2008	20	74
2009	20	81
2010	21	102
2011	18	89
2012	20	97
2013	24	100
2014	19	59
2015	17	71
2016	22	78
2017	19	53
2018	21	60
Totals	529	2,105

SHUTOUTS

Year	Games	Shutouts
1994	18	5
1995	18	7
1996	24	14
1997	22	11
1998	22	12
1999	25	13
2000	24	16
2001	23	7
2002	25	14
2003	22	4
2004	23	7
2005	23	6
2006	20	5
2007	19	4
2008	20	5
2009	20	3
2010	21	5
2011	18	3
2012	20	3
2013	24	8
2014	19	5
2015	17	6
2016	22	11
2017	19	8
2018	21	6
Totals	529	181

SHOTS ALLOWED

Year	Games	Shots
1994	18	175
1995	18	154
1996	24	180
1997	22	166
1998	22	204
1999	25	187
2000	24	200
2001	23	248
2002	25	346
2003	22	319
2004	23	314
2005	23	311
2006	20	261
2007	19	241
2008	20	252
2009	20	253
2010	21	267
2011	18	272
2012	20	285
2013	24	373
2014	19	202
2015	17	217
2016	22	221
2017	19	172
2018	21	200
Totals	529	6,020

SHOTS ON GOAL ALLOWED

Year	Games	SOG
1994	18	113
1995	18	132
1996	24	91
1997	22	82
1998	22	90
1999	25	86

2000	24	88
2001	23	139
2002	25	153
2003	22	159
2004	23	143
2005	23	135
2006	20	97
2007	19	118
2008	20	102
2009	20	114
2010	21	136
2011	18	125
2012	20	135
2013	24	127
2014	19	92
2015	17	97
2016	22	98
2017	19	66
2018	21	89
Totals	529	2,817

CORNER KICKS

Year	Games	Corners
1994	18	103
1995	18	140
1996	24	182
1997	22	130
1998	22	196
1999	25	253
2000	24	265
2001	23	187
2002	25	205
2003	22	154
2004	23	148
2005	23	169
2006	20	146
2007	19	90
2008	20	129
2009	20	139
2010	21	126
2011	18	70
2012	20	100
2013	24	115
2014	19	96
2015	17	79
2016	22	103
2017	19	103
2018	21	94
Totals	529	3,522

HOME ATTENDANCE

Year	Games	Total	Average
1994	8	2,056	257
1995	11	4,076	371
1996	13	12,277	944
1997	12	9,086	757
1998	12	11,062	922
1999	13	19,874	1,529
2000	13	10,867	836
2001	12	11,747	979
2002	12	11,440	953
2003	9	6,508	723
2004	13	10,749	827
2005	13	6,151	473
2006	14	5,681	406
2007	10	4,693	469
2008	11	5,885	535
2009	11	4,764	433
2010	10	5,231	523
2011	10	6,711	671
2012	10	4,038	404
2013	11	4,680	425
2014	12	4,368	364
2015	9	12,427	1,381
2016	11	13,002	1,182
2017	9	9,579	1,064
2018	10	10,287	1,029
Totals	278	207,239	745

TEAM FINISHES

Year	NU Finish	Opponent
2018	Big Ten Semifinals	Minnesota
2017	Did Not Qualify	N/A
2016	Big Ten First Round	Northwestern
2015	Did Not Qualify	N/A
2014	Did Not Qualify	N/A
2013	Big Ten Champion	Iowa
2012	Big Ten First Round	Ohio State
2011	Did Not Qualify	N/A
2010	Big 12 Semifinals	Oklahoma State
2009	Big 12 First Round	Oklahoma State
2008	Big 12 First Round	Colorado
2007	Did Not Qualify	N/A
2006	Big 12 First Round	Texas
2005	Big 12 Semifinals	Texas A&M
2004	Big 12 First Round	Texas
2003	Big 12 Semifinals	Missouri
2002	Big 12 Champion	Texas A&M
2001	Big 12 Semifinals	Texas A&M
2000	Big 12 Champion	Texas A&M
1999	Big 12 Champion	Missouri
1998	Big 12 Champion	Missouri
1997	Big 12 Runner-up	Texas A&M
1996	Big 12 Champion	Texas A&M

TOURNAMENT RESULTS (22-12)

Date	Game	Result
Nov. 2, 2018	vs. Minnesota	L, 0-2
Oct. 28, 2018	at Ohio State	T, 0-0 (2OT)
Oct. 30, 2016	at Northwestern	T, 0-0 (2OT)
Nov. 10, 2013	vs. Iowa	W, 1-0
Nov. 8, 2013	vs. Indiana	W, 3-1
Nov. 6, 2013	vs. Minnesota	W, 4-1
Oct. 31, 2012	vs. Ohio State	L, 0-1
Nov. 5, 2010	vs. Oklahoma State	L, 2-3 (OT)
Nov. 3, 2010	vs. Missouri	W, 4-1
Nov. 4, 2009	vs. Oklahoma State	L, 0-3
Nov. 5, 2008	vs. Colorado	L, 0-1
Nov. 1, 2006	vs. Texas	L, 0-1 (OT)
Nov. 4, 2005	vs. Texas A&M	L, 2-4
Nov. 2, 2005	vs. Kansas	W, 3-1
Nov. 3, 2004	vs. Texas	L, 0-2
Nov. 7, 2003	vs. Missouri	L, 2-3
Nov. 6, 2003	vs. Texas A&M	W, 2-1 (OT)
Nov. 10, 2002	vs. Texas A&M	W, 1-0
Nov. 8, 2002	vs. Texas	W, 2-1 (OT)
Nov. 7, 2002	vs. Kansas	W, 2-1
Nov. 9, 2001	vs. Texas A&M	L, 2-3
Nov. 8, 2001	vs. Baylor	W, 5-1
Nov. 4, 2000	vs. Texas A&M	W, 4-1
Nov. 3, 2000	vs. Baylor	W, 4-0
Nov. 1, 2000	vs. Kansas	W, 4-0
Nov. 6, 1999	vs. Missouri	W, 2-1
Nov. 4, 1999	vs. Baylor	W, 7-1
Nov. 3, 1999	vs. Texas Tech	W, 10-1
Nov. 9, 1998	vs. Missouri	W, 4-0
Nov. 7, 1998	vs. Texas A&M	W, 3-2 (3OT)
Nov. 9, 1997	vs. Texas A&M	L, 1-3
Nov. 7, 1997	vs. Baylor	W, 4-1
Nov. 10, 1996	vs. Texas A&M	W, 1-0 (2OT)
Nov. 9, 1996	vs. Missouri	W, 2-1

GAME RECORDS

Points		Points
No.	Player (Opponent, Year)	
1.	Kim Engesser (Baylor, 1997)	8
2.	Kim Engesser (Missouri, 1998)	4
	Christine Latham (Baylor, 1999)	4
	Sharolta Nonen (Baylor, 1999)	4
	Kori Saunders (Texas Tech, 1999)	4
	Najah Williams (Texas Tech, 1999)	4
	Christine Latham (Kansas, 2000)	4
	Meghan Anderson (Baylor, 2000)	4
	Kelly Rheem (Baylor, 2001)	4
	Brittany Timko (Texas A&M, 2003)	4
	Jessie Bruch (Texas A&M, 2005)	4
	Jaycie Johnson (Indiana, 2013)	4

Goals		Goals
No.	Player (Opponent, Year)	
1.	Kim Engesser (Baylor, 1997)	4
2.	12 tied	2

Assists		Assists
No.	Player (Opponent, Year)	
1.	Jenny Benson (Missouri, 1999)	2
	Sharolta Nonen (Baylor, 1999)	2
	Sharolta Nonen (Texas Tech, 1999)	2
	Jenny Benson (Kansas, 2000)	2
	Christine Latham (Texas A&M, 2000)	2
	Jenna Cooper (Missouri, 2003)	2
	Jordan Jackson (Indiana, 2013)	2

Shots		Shots
No.	Player (Opponent, Year)	
1.	Morgan Marlborough (Missouri, 2010)	9
2.	Meghan Anderson (Missouri, 1999)	8
3.	Christine Latham (Kansas, 2000)	7
	Christine Latham (Texas A&M, 2000)	7
	Meghan Anderson (Texas A&M, 2001)	7

Shots on Goal		SOG
No.	Player (Opponent, Year)	
1.	Kim Engesser (Baylor, 1997)	5
	Christine Latham (Kansas, 2000)	5
	Morgan Marlborough (Missouri, 2010)	5
	Jaycie Johnson (Indiana, 2013)	5
5.	Najah Williams (Texas Tech, 1999)	4
	Aysha Jamani (Kansas, 2005)	4

Minutes in Goal		Minutes
No.	Player (Opponent, Year)	
1.	Karina LeBlanc (Texas A&M, 1998)	125:32
2.	Rebecca Hornbacher (Texas A&M, 1996)	117:47
3.	Aubrei Corder (Ohio State, 2018)	110:00
	Aubrei Corder (Northwestern, 2016)	110:00
5.	Tara Macdonald (Oklahoma State, 2010)	92:53

Goalkeeper Saves		Saves
No.	Player (Opponent, Year)	
1.	Karina LeBlanc (Texas A&M, 1998)	12
2.	Erin Miller (Texas A&M, 2001)	9
3.	Karina LeBlanc (Baylor, 1999)	8
	Erin Miller (Texas A&M, 2002)	8
	Erin Miller (Texas, 2002)	8

Team Points		Points
No.	Opponent	
1.	vs. Texas Tech, 1999	26
2.	vs. Baylor, 1999	20
3.	vs. Texas A&M, 2000	15
	vs. Baylor, 2001	15
5.	vs. Missouri, 1998	13



Nebraska won five Big 12 Tournaments, including the 1998 title.

Team Goals		Goals
No.	Opponent	
1.	vs. Texas Tech, 1999	10
2.	vs. Baylor, 1999	7
3.	vs. Baylor, 2001	5
4.	vs. Baylor, 1997	4
	vs. Missouri, 1998	4
	vs. Kansas, 2000	4
	vs. Baylor, 2000	4
	vs. Texas A&M, 2000	4
	vs. Missouri, 2010	4
	vs. Minnesota, 2013	4

Team Assists		Assists
No.	Opponent	
1.	vs. Baylor, 1999	8
2.	vs. Texas A&M, 2000	7
3.	vs. Missouri, 1998	5
	vs. Texas Tech, 1999	5
5.	vs. Missouri, 1999	4
	vs. Missouri, 2010	4
	vs. Indiana, 2013	4

Team Fouls		Fouls
No.	Opponent	
1.	vs. Missouri, 1998	28
2.	vs. Texas, 2002	24
3.	vs. Texas A&M, 2002	23
4.	vs. Texas A&M, 1998	22
	vs. Texas A&M, 2001	22

TOURNAMENT RECORDS

Points	
No. Player (Year)	Points
1. Kim Engesser (1997)	10
2. Christine Latham (1999)	9
Christine Latham (2000)	9
4. Sharolta Nonen (1999)	6
Kori Saunders (1999)	6
Christy Harms (2000)	6
Christine Latham (2002)	6
Jessie Bruch (2005)	6
Jaycie Johnson (2013)	6

Goals	
No. Player (Year)	Goals
1. Kim Engesser (1997)	5
2. Christine Latham (1999)	4
3. Kori Saunders (1999)	3
Christine Latham (2000)	3
Christy Harms (2000)	3
Christine Latham (2002)	3
Jessie Bruch (2005)	3
Jaycie Johnson (2013)	3

Assists	
No. Player (Year)	Assists
1. Sharolta Nonen (1999)	4
Jenny Benson (2000)	4
3. Jenny Benson (1999)	3
Christine Latham (2000)	3
Jenna Cooper (2003)	3

Shots	
No. Player (Year)	Shots
1. Christine Latham (2000)	16
2. Morgan Marlborough (2010)	13
3. Meghan Anderson (2001)	12
Jaycie Johnson (2013)	12
5. Meghan Anderson (1999)	11
Christine Latham (2002)	11

Shots on Goal	
No. Player (Year)	SOG
1. Jaycie Johnson (2013)	9
2. Christine Latham (2000)	8
3. Kim Engesser (1997)	7
Christine Latham (2002)	7
Morgan Marlborough (2010)	7

Minutes in Goal	
No. Player (Year)	Minutes
1. Erin Miller (2002)	270:56
2. Karina LeBlanc (2000)	270:00
3. Emma Stevens (2013)	261:33
4. Karina LeBlanc (1999)	257:32
5. Karina LeBlanc (1998)	225:55

Goalkeeper Saves	
No. Player (Year)	Saves
1. Erin Miller (2002)	22
2. Erin Miller (2001)	15
3. Karina LeBlanc (1998)	13
Karina LeBlanc (2000)	13
5. Emma Stevens (2013)	11

Team Points	
No. Year	Points
1. 1999	54
2. 2000	35
3. 2013	23
4. 2001	22
5. 1998	21

Team Goals		
No. Year	Goals	
1. 1999	19	
2. 2000	12	
3. 2013	8	
4. 1998	7	
2001	7	

Team Assists		
No. Year	Assists	
1. 1999	16	
2. 2000	11	
3. 2001	8	
4. 1998	7	
2013	7	

Team Fouls		
No. Year	Fouls	
1. 2002	59	
2. 1998	50	
2000	50	
4. 1999	41	
5. 2001	39	

CAREER RECORDS

Points		
No. Player (Years)	Points	
1. Christine Latham (1999-00-01-02)	28	
2. Kim Engesser (1997-98)	14	
3. Meghan Anderson (1998-99-00-01)	12	
4. Jenny Benson (1996-97-99-00)	10	
5. Sharolta Nonen (1996-97-98-99)	9	
Kelly Rheem (1998-99-00-01)	9	

Goals		
No. Player (Years)	Goals	
1. Christine Latham (1999-00-01-02)	11	
2. Kim Engesser (1997-98)	7	
3. Kelly Rheem (1998-99-00-01)	4	
Jessie Bruch (2003-05-06-07)	4	
5. Lindsay Eddleman (1996-97-98-99)	3	
Kori Saunders (1999-00-01-02)	3	
Shannon Tanaka (1998-99-00-01)	3	
Christy Harms (2000-01-02-03)	3	
Brittany Timko (2003-04-05-06)	3	
Jaycie Johnson (2013-14-15-16)	3	

Game-Winning Goals		
No. Player (Years)	GWG	
1. Christine Latham (1999-00-01-02)	3	
2. Kelly Rheem (1998-99-00-01)	2	
3. Kristen Gay (1995-96-97-98)	1	
Becky Hogan (1995-96-97-98)	1	
Jenny Benson (1996-97-99-00)	1	
Lindsay Eddleman (1996-97-98-99)	1	
Kim Engesser (1997-98)	1	
Amy Walsh (1997-98-99)	1	
Shannon Tanaka (1998-99-00-01)	1	
Jenna Cooper (2001-02-03)	1	
Lindsey Greenwood (2000-01)	1	
Lindsey Ingram (2001-02-03-04)	1	
Brittany Timko (2003-04-05-06)	1	
Jessie Bruch (2003-05-06-07)	1	
Morgan Marlborough (2009-10)	1	
Jordan Jackson (2009-10-13)	1	
Kylie Greischar (2011-12-13)	1	
Jaycie Johnson (2013-14-15-16)	1	

Assists		
No. Player (Years)	Assists	
1. Jenny Benson (1996-97-99-00)	8	
2. Christine Latham (1999-00-01-02)	6	
3. Sharolta Nonen (1996-97-98-99)	5	
4. Isabelle Morneau (1996-97-98-99)	4	
Meghan Anderson (1998-99-00-01)	4	
Jenna Cooper (2001-02-03)	4	

Game-Winning Assists		
No. Player (Years)	GWA	
1. Christine Latham (1999-00-01-02)	3	
2. Sharolta Nonen (1996-97-98-99)	2	
Christine Gluck (1997-98-99-00)	2	
4. Jenny Benson (1996-97-99-00)	1	
Isabelle Morneau (1996-97-98-99)	1	
Najah Williams (1997-98-99-00)	1	
Meghan Anderson (1998-99-00-01)	1	
Becky Preston (1998-99-00-01)	1	
Kori Saunders (1999-00-01-02)	1	
Kari Hogan (2002-03-04)	1	
Brittany Timko (2003-04-05-06)	1	
Molly Thomas (2008-10)	1	
Jordan Jackson (2009-10-13)	1	

Shots		
No. Player	Shots	
1. Christine Latham (1999-00-01-02)	45	
2. Meghan Anderson (1998-99-00-01)	35	
3. Jordan Jackson (2009-10-13)	17	
4. Isabelle Morneau (1996-97-98-99)	16	
Kim Engesser (1997-98)	16	

Shots on Goal		
No. Player (Years)	SOG	
1. Christine Latham (1999-00-01-02)	23	
2. Meghan Anderson (1998-99-00-01)	15	
3. Kim Engesser (1997-98)	13	
4. Isabelle Morneau (1996-97-98-99)	11	
5. Jaycie Johnson (2013-14-15-16)	9	

Games Played		
No. Player (Years)	Games	
1. Christine Latham (1999-00-01-02)	11	
Kori Saunders (1999-00-01-02)	11	
3. Jenny Benson (1996-97-99-00)	10	
Christine Gluck (1997-98-99-00)	10	
Meghan Anderson (1998-99-00-01)	10	
Becky Preston (1998-99-00-01)	10	
Kelly Rheem (1998-99-00-01)	10	
Shannon Tanaka (1998-99-00-01)	10	

Games Started		
No. Player (Years)	Starts	
1. Jenny Benson (1996-97-99-00)	10	
Meghan Anderson (1998-99-00-01)	10	
3. Isabelle Morneau (1996-97-98-99)	9	
Becky Preston (1998-99-00-01)	9	
5. Lindsay Eddleman (1996-97-98-99)	8	
Christine Gluck (1997-98-99-00)	8	
Karina LeBlanc (1997-98-99-00)	8	
Shannon Tanaka (1998-99-00-01)	8	
Kelly Rheem (1998-99-00-01)	8	
Christine Latham (1999-00-01-02)	8	
Kori Saunders (1999-00-01-02)	8	
Katie Bunkers (2002-03-04-05)	8	

Goals-Against Average		
No. Player (Years)	GAA	
1. Aubrei Corder (2016-18)	0.58	
2. Karina LeBlanc (1997-98-99-00)	0.60	
3. Emma Stevens (2012-13)	0.77	
4. Rebecca Hornbacher (1996-97)	1.16	
5. Erin Miller (2000-01-02)	1.19	

Goals Allowed		
No. Player (Years)	Goals	
1. Aubrei Corder (2016-18)	2	
Katie Wright (2003-04)	2	
Brittany Pfeil (2007-08)	2	
4. Emma Stevens (2012-13)	3	
5. Jamie Klages (2005-06)	4	
Brooke Bredenbergh (2003)	4	

NCAA TOURNAMENT RESULTS (17-12)

Date	Game	Result
Nov. 18, 2016	vs. UCLA	L, 0-2
Nov. 11, 2016	vs. South Dakota St. T.	0-0 (2OT)
Nov. 22, 2013	vs. Boston College	L, 1-4
Nov. 15, 2013	vs. SE Louisiana	W, 4-0
Nov. 13, 2005	vs. Portland	L, 2-3
Nov. 11, 2005	vs. Creighton	W, 1-0
Nov. 20, 2004	at Illinois	L, 1-2
Nov. 14, 2004	at Kansas	W, 2-1 (OT)
Nov. 12, 2004	vs. Oral Roberts	W, 3-0
Nov. 16, 2003	at Portland	L, 1-4
Nov. 14, 2003	vs. Washington	W, 2-1
Nov. 23, 2002	at Santa Clara	L, 2-3
Nov. 17, 2002	vs. Yale	W, 1-0
Nov. 15, 2002	vs. Hartford	W, 2-0
Nov. 24, 2001	at Portland	L, 0-4
Nov. 17, 2001	vs. Brigham Young	W, 3-0
Nov. 15, 2001	vs. Boston College	W, 5-0
Nov. 17, 2000	vs. Connecticut	L, 0-1
Nov. 11, 2000	vs. Richmond	W, 4-0
Nov. 28, 1999	vs. Notre Dame	T, 1-1 (4OT)
Nov. 21, 1999	vs. Texas A&M	W, 1-0
Nov. 14, 1999	vs. Minnesota	W, 5-0
Nov. 20, 1998	at Notre Dame	L, 1-2
Nov. 15, 1998	vs. Texas A&M	W, 7-0
Nov. 23, 1997	at Notre Dame	L, 0-6
Nov. 16, 1997	vs. Michigan	W, 5-1
Dec. 1, 1996	at Portland	L, 0-1
Nov. 24, 1996	vs. Duke	W, 3-0
Nov. 17, 1996	vs. Minnesota	W, 3-2 (4OT)

NCAA TOURNAMENT HOME ATTENDANCE (Average: 1,127)

Date	Game	Attendance
Nov. 28, 1999	vs. Notre Dame	3,702
Nov. 14, 1999	vs. Minnesota	1,814
Nov. 17, 1996	vs. Minnesota	1,544
Nov. 21, 1999	vs. Texas A&M	1,413
Nov. 11, 2016	vs. South Dakota State	1,257
Nov. 15, 2001	vs. Boston College	1,061
Nov. 24, 1996	vs. Duke	1,038
Nov. 15, 1998	vs. Texas A&M	974
Nov. 17, 2001	vs. Brigham Young	970
Nov. 11, 2005	vs. Creighton	848
Nov. 15, 2013	vs. Southeastern Louisiana	687
Nov. 16, 1997	vs. Michigan	668
Nov. 17, 2000	vs. Connecticut	661
Nov. 13, 2005	vs. Portland	517
Nov. 22, 2013	vs. Boston College	438
Nov. 11, 2000	vs. Richmond	432

GAME RECORDS

Points

No. Player (Opponent, Year)	Points
1. Jaycie Johnson (SE Louisiana, 2013)	8
2. Kim Engesser (Michigan, 1997)	6
Nikki Baker (Oral Roberts, 2004)	6
4. Lindsay Eddleman (Michigan, 1997)	5
Lindsay Eddleman (Texas A&M, 1998)	5
Meghan Anderson (Minnesota, 1999)	5

Goals

No. Player (Opponent, Year)	Goals
1. Jaycie Johnson (SE Louisiana, 2013)	4
2. Kim Engesser (Michigan, 1997)	3
Nikki Baker (Oral Roberts, 2004)	3
4. Six Tied	2

Assists

No. Player (Opponent, Year)	Assists
1. Becky Hogan (Michigan, 1997)	2
Sharolta Nonen (Minnesota, 1999)	2
Meghan Anderson (BYU, 2001)	2
Jordan Jackson (SE Louisiana, 2013)	2

Shots

No. Player (Opponent, Year)	Shots
1. Lindsay Eddleman (Minnesota, 1996)	10
2. Isabelle Morneau (Minnesota, 1996)	9
Jaycie Johnson (SE Louisiana, 2013)	9
4. Christine Latham (Richmond, 2000)	8
5. Meghan Anderson (Minnesota, 1999)	7
Brittany Timko (Creighton, 2005)	7

Shots on Goal

No. Player (Opponent, Year)	SOG
1. Jaycie Johnson (SE Louisiana, 2013)	7
2. Lindsay Eddleman (Minnesota, 1996)	4
Lindsay Eddleman (Michigan, 1997)	4
4. Nine Tied	3

Minutes in Goal

No. Player (Opponent, Year)	Minutes
1. Karina LeBlanc (Notre Dame, 1999)	150:00
2. Rebecca Hornbacher (Minnesota, 1996)	148:43
3. Aubrei Corder (South Dakota St., 2016)	110:00
4. Katie Wright (Kansas, 2004)	94:19

Goalkeeper Saves

No. Player (Opponent, Year)	Saves
1. Rebecca Hornbacher (Duke, 1996)	10
Rebecca Hornbacher (Minnesota, 1996)	10
Karina LeBlanc (Notre Dame, 1998)	10
Karina LeBlanc (Notre Dame, 1999)	10
Jamie Klages (Portland, 2005)	10

Team Points

No. Opponent	Points
1. vs. Texas A&M, 1998	20
2. vs. Michigan, 1997	15
3. vs. Minnesota, 1999	15
4. vs. Boston College, 2001	13
5. vs. Richmond, 2000	12
vs. Southeastern Louisiana, 2013	12

Team Goals

No. Opponent	Goals
1. vs. Texas A&M, 1998	7
2. vs. Michigan, 1997	5
vs. Minnesota, 1999	5
vs. Boston College, 2001	5
5. vs. Connecticut, 2000	4
vs. Southeastern Louisiana, 2013	4



Jaycie Johnson became the first freshman in NCAA history to score four goals in a tournament game with her performance against Southeastern Louisiana on Nov. 15, 2013.

Team Assists

No. Opponent	Assists
1. vs. Texas A&M, 1998	6
2. vs. Michigan, 1997	5
vs. Minnesota, 1999	5
4. vs. Richmond, 2000	4
vs. Brigham Young, 2001	4
vs. Southeastern Louisiana, 2013	4

Team Fouls

No. Opponent	Fouls
1. vs. Minnesota, 1996	24
2. at Notre Dame, 1998	22
3. vs. Notre Dame, 1999	21
4. vs. Michigan, 1997	19
vs. Texas A&M, 1999	19

TOURNAMENT RECORDS

Points

No. Player (Year)	Points
1. Nikki Baker (2004)	8
Jaycie Johnson (2013)	8
3. Kim Engesser (1997)	6
Meghan Anderson (1999)	6
Christine Latham (2001)	6
Christine Latham (2002)	6

Goals

No. Player (Year)	Goals
1. Nikki Baker (2004)	4
Jaycie Johnson (2013)	4
3. Kim Engesser (1997)	3
Christine Latham (2001)	3
Christine Latham (2002)	3
5. Seven Tied	2

Assists

No. Player (Year)	Assists
1. Meghan Anderson (2001)	3
2. Becky Hogan (1997)	2
Meghan Anderson (1999)	2
Sharolta Nonen (1999)	2
Kori Saunders (2001)	2
Jordan Jackson (2013)	2

(1994-2018)			
*-Big Ten Tournament Game			
#-Big 12 Tournament Game			
@-NCAA Tournament Game			
Opponent (last meeting)	W-L-T		
Year Result Site	Score		
Akron (2009)	1-0-0		
2009 W H	7-1		
Alabama (1996)	1-0-0		
1996 W H	2-0		
Alabama-Birmingham (2005)	2-0-0		
2005 W H	4-0		
2001 W H	2-1		
Arizona (2010)	4-1-0		
2010 W N	3-0		
2001 W H	4-2		
1995 L H	1-2		
1994 W A	3-1		
1994 W N	2-1		
Arizona State (2010)	0-1-1		
2010 L A	0-5		
2009 T H	1-1 (2OT)		
Arkansas (2013)	3-1-0		
2013 L A	1-2		
2011 W H	6-0		
1997 W H	8-0		
1995 W A	3-0		
Arkansas-Little Rock (2000)	1-0-0		
2000 W H	11-0		
Baker University (1994)	1-0-0		
1994 W H	4-0		
Baylor (2018)	12-8-2		
2018 L A	0-6		
2012 L A	0-3		
2011 T H	1-1 (2OT)		
2010 L A	1-2		
2009 T H	1-1 (2OT)		
2008 L A	0-1		
2007 L H	1-4		
2006 W H	2-1		
2005 W A	1-0		
2004 L H	3-4		
2003 L A	1-2		
2002 W A	4-0		
2001 W N#	5-1		
2001 W H	4-0		
2000 W N#	4-0		
2000 W A	3-0		
1999 W N#	7-1		
1999 W H	1-0		
1998 L A	0-1		
1997 W N#	4-1		
1997 W H	2-0		
1996 W A	2-1		
Belmont (2002)	1-0-0		
2002 W H	7-0		
Brigham Young (2018)	4-2-1		
2018 T H	2-2 (2OT)		
2016 W A	1-0		
2015 L H	0-2		
2013 L A	0-3		
2001 W H@	3-0		
2001 W H	2-0		
1995 W H	2-0		
Boston College (2013)	1-1-0		
2013 L H@	1-4		
2001 W H@	5-0		

Butler (2014)	1-0-0		
2014 W H	1-0		
Cal State Fullerton (2010)	1-0-0		
2010 W H	3-1		
Central Michigan (2015)	1-1-0		
2015 W H	4-3 (2OT)		
2006 L H	1-2		
Cincinnati (2013)	2-0-0		
2013 W H	4-1		
2012 W A	2-1		
Clemson (2016)	1-1-1		
2016 L A	2-5		
1999 T A	0-0 (2 OT)		
1998 W H	4-1		
College of St. Mary (1994)	1-0-0		
1994 W H	5-1		
Colorado (2010)	8-8-2		
2010 L A	1-2		
2009 L A	0-1		
2008 L N#	0-1		
2008 L H	1-2		
2007 L A	0-4		
2006 T H	1-1		
2005 W A	2-1		
2004 L H	0-2		
2003 L A	1-3		
2002 W H	4-0		
2001 T A	1-1		
2000 W H	4-0		
1999 W A	9-0		
1998 W H	1-0		
1997 W A	5-1		
1996 W H	10-2		
Colorado College (2005)	2-1-0		
2005 L H	0-1		
1996 W H	5-2		
1994 W A	2-1		
Connecticut (2000)	2-1-0		
2000 L H@	0-1		
2000 W A	2-0		
1999 W H	4-1		
Creighton (2005)	4-3-1		
2005 W H@	1-0		
2004 W A	3-2		
2004 W H	4-2		
2002 T H	1-1		
2000 W H	2-0		
1995 L H	0-1		
1994 L A	0-1 (2OT)		
1994 L H	1-3		
Dartmouth (2000)	1-0-0		
2000 W N	2-0		
Dayton (2016)	1-0-0		
2016 W H	3-1		
Denver (2013)	2-1-0		
2013 W H	2-1		
2011 L A	2-3		
1999 W H	2-0		
DePaul (2015)	3-1-0		
2015 W A	3-1		
2014 L H	1-2		
2003 W H	1-0		
1997 W H	4-1		

Drake (2012)	2-1-2		
2012 L H	0-1		
2008 T H	0-0 (2OT)		
2007 T A	1-1 (2OT)		
2006 W H	4-0		
2002 W H	4-0		
Drury (2000)	1-0-0		
2000 W H	11-0		
Duke (2018)	3-2-0		
2018 L A	1-3		
2003 L N	1-3		
1997 W A	5-0		
1996 W H@	3-0		
1996 W A	3-1		
Eastern Illinois (2004)	1-0-0		
2004 W H	4-0		
Evansville (2001)	1-0-0		
2001 W H	5-1		
Florida (2008)	1-2-1		
2008 L A	1-6		
2007 T H	1-1 (2OT)		
2002 L A	0-1		
2000 W H	7-2		
Florida State (1995)	1-0-0		
1995 W H	6-0		
Georgia (2007)	0-1-0		
2007 L N	1-2		
Green Bay (2009)	1-0-0		
2009 W H	3-1		
Hartford (2002)	1-0-0		
2002 W N@	2-0		
Illinois (2018)	2-7-0		
2018 L H	1-2		
2016 W H	2-0		
2015 L A	1-3		
2014 L H	0-3		
2013 W A	3-2		
2012 L A	1-4		
2011 L H	1-3		
2005 L A	0-1		
2004 L A@	1-2		
Indiana (2018)	7-1-1		
2018 W H	4-3 (OT)		
2017 T A	1-1 (2OT)		
2016 W H	1-0		
2014 W H	3-0		
2013 W N*	3-1		
2013 W H	3-1		
2012 W H	2-1		
2011 L A	1-2		
2010 W A	3-1		
Indiana State (2002)	1-0-0		
2002 W H	2-0		
Iowa (2018)	10-1-1		
2018 L H	1-2		
2017 T A	0-0 (2OT)		
2016 W H	1-0		
2015 W A	5-3		
2014 W H	2-1		
2013 W N*	1-0		
2013 W H	2-1		
2012 W A	2-1 (OT)		
2011 W H	1-0 (OT)		
2010 W H	3-1		
2006 W H	1-0		
2003 W H	3-0		

Iowa State (2010)	13-2-1		
2010 W H	4-1		
2009 W H	2-1 (OT)		
2008 W A	3-1		
2007 T H	2-2 (2OT)		
2006 L A	3-2 (OT)		
2005 L H	0-2		
2004 W A	3-2		
2003 W H	5-1		
2002 W A	2-0		
2001 W H	4-0		
2000 W A	2-0		
1999 W H	7-0		
1998 W A	4-2		
1997 W H	7-0		
1996 W A	6-0		
1995 W H	4-0		
IUPUI (2010)	1-0-0		
2010 W H	4-0		
Kansas (2017)	18-3-2		
2017 W A	3-0		
2016 W H	1-0 (2OT)		
2015 W H	3-0		
2010 W H	2-1		
2009 W A	7-4		
2008 W H	2-1 (2OT)		
2007 L A	1-3		
2006 L H	0-1		
2005 W N#	3-1		
2005 T H	0-0 (2OT)		
2004 W A@	2-1 (OT)		
2004 W A	1-0		
2003 L H	0-1		
2002 W N#	2-1		
2002 T A	1-1		
2001 W H	2-0		
2000 W N#	4-0		
2000 W A	3-0		
1999 W H	8-1		
1998 W A	1-0		
1997 W H	6-0		
1996 W A	2-0		
1995 W H	8-1		
Kentucky (1999)	2-0-0		
1999 W A	5-1		
1997 W H	3-0		
Lamar (2009)	2-0-0		
2009 W H	7-1		
2007 W A	4-0		
Lehigh (2009)	0-1-0		
2009 L N	1-3		
Loyola-Chicago (2010)	4-0-0		
2010 W H	2-0		
2006 W H	3-2		
1998 W H	11-0		
1995 W H	4-2		
Loyola Maryland (2010)	1-0-0		
2010 W H	2-0		
Loyola Marymount (1996)	1-0-0		
1996 W H	9-1		
Marquette (2016)	3-0-0		
2016 W H	2-1		
2014 W A	3-2		
1994 W H	2-1		
Maryland (2018)	4-0-0		
2018 W A	2-1 (OT)		
2017 W H	3-0		
2015 W H	1-0		
2014 W H	4-3 (OT)		

Memphis (2002)	1-0-0		
2002 W H	3-0		
Michigan (2018)	1-7-3		
2018 T H	1-1 (2OT)		
2017 T A	1-1 (2OT)		
2016 L H	1-2		
2015 L A	0-2		
2014 L A	1-3		
2013 L H	1-2		
2012 L A	1-2 (2OT)		
2011 L H	1-2		
2003 T N	1-1 (2OT)		
1997 W H@	5-1		
1994 L N	0-2		
Michigan State (2018)	4-3-1		
2018 W H	2-0		
2017 W A	3-0		
2016 W H	2-0		
2015 T A	0-0 (2OT)		
2014 L A	1-3		
2013 W H	1-0		
2012 L A	1-2		
2011 L H	0-1		
Minnesota (2018)	7-7-0		
2018 L N*	0-2		
2017 L H	0-1 (2OT)		
2016 L A	0-3		
2015 L H	0-3		
2014 L A	1-3		
2013 W N*	4-1		
2013 W A	1-0		
2012 L H	2-4		
2011 L A	3-6		
2005 W H	3-1		
200			

Murray State (2003)	1-0-0	2003 W H 2-0
New Mexico (2012)	1-1-0	2012 W H 2-0 2010 L A 0-3
North Carolina (2015)	0-4-1	2015 L H 0-3 2011 L H 1-2 2004 L H 0-1 2003 L A 0-6 2002 T H 1-1
North Carolina State (2018)	1-0-0	2018 W A 2-1
North Dakota (2014)	2-0-0	2014 W H 4-0 2009 W H 6-1
North Dakota State (2008)	1-0-0	2008 W H 3-0
North Texas (2006)	1-0-0	2006 W H 3-2
Northern Arizona (2011)	1-0-0	2011 W H 8-1
Northern Colorado (2012)	2-0-1	2012 T H 1-1 (2OT) 2009 W A 3-0 2004 W H 7-0
Northern Iowa (2001)	1-0-0	2001 W H 3-1
Northwestern (2017)	6-2-3	2017 L A 0-1 2016 T A* 0-0 (2OT) 2016 T H 0-0 (2OT) 2015 W A 1-0 2014 T H 1-1 (2OT) 2013 W A 2-1 2012 W A 2-0 2011 W H 3-1 2008 L A 3-4 2007 W H 2-0 1995 W H 4-0
Notre Dame (2001)	0-3-1	2001 L A 0-1 1999 T H@ 1-1 (4 OT) 1998 L A@ 1-2 1997 L A@ 0-6
Oakland (2008)	1-0-0	2008 W H 3-2 (OT)
Ohio State (2018)	4-4-2	2018 T A* 0-0 (2OT) 2018 T A 1-1 (2OT) 2017 L H 0-1 2016 W A 3-0 2015 W H 2-0 2014 L A 1-3 2013 W H 1-0 2012 L N* 0-1 2012 L H 0-4 2011 W A 3-2
Oklahoma (2018)	13-4-1	2018 W A 2-1 2014 L H 1-2 (2OT) 2012 L A 1-2 2010 T A 0-0 (2OT) 2009 W H 5-2 2008 W A 1-0 2007 W H 1-0 2006 W A 1-0

2005 W H 2-1	2004 L A 0-1	2003 W H 2-1 (OT)	2002 W H 1-0	2001 W A 2-0	2000 L H 1-2	1999 W A 3-1	1998 W H 7-0	1997 W A 7-0	1996 W H 8-0	
Oklahoma State (2010)	10-7-0	2010 L N# 2-3 (OT)	2010 L A 2-4	2009 L N# 0-3	2009 W H 2-0	2008 L A 1-2	2007 L H 0-1	2006 L A 0-2	2005 W H 3-2	
2004 W A 2-0	2003 W H 3-2	2002 L H 1-2	2001 W A 3-1	2000 W H 6-1	1999 W A 10-0	1998 W H 4-0	1997 W A 4-1	1996 W H 6-0		
Oral Roberts (2005)	6-0-0	2005 W A 6-0	2004 W N@ 3-0	1999 W H 6-0	1996 W H 5-0	1995 W A 3-0	1994 W H 2-0			
Oregon (2018)	1-1-0	2018 W H 2-0	2016 L A 0-1							
Oregon State (2018)	2-0-0	2018 W H 3-0	2016 W A 2-1 (2OT)							
Pacific (2004)	0-1-0	2004 L H 1-2								
Park College (1994)	1-0-0	1994 W H 4-1								
Penn State (2018)	2-4-2	2018 W A 1-0	2017 T H 1-1 (2OT)	2016 L A 1-2	2015 T H 1-1 (2OT)	2014 L A 1-3	2013 W H 3-2 (2OT)	2012 L H 0-4	2011 L A 4-5	
Pittsburgh (2017)	1-0-0	2017 W H 3-0								
Portland (2005)	1-7-1	2005 L H@ 2-3	2003 L A@ 1-4	2002 L A 0-4	2001 L A@ 0-4	2001 L A 0-3	1999 W H 3-2 (2OT)	1998 T H 1-1 (2OT)	1996 L A@ 0-1	1995 L A 0-3
Purdue (2018)	7-3-0	2018 W H 1-0	2017 W A 3-2 (OT)	2015 L A 1-2	2014 W H 1-0					

2013 W A 4-0	2012 L H 1-2 (2OT)	2011 W A 3-0	2005 L A 1-2	2004 W H 3-0	2000 W H 4-1
Rice (2005)	1-0-0	2005 W H 3-1			
Richmond (2000)	1-0-0	2000 W H@ 4-0			
Rutgers (2018)	0-0-4	2018 T A 1-1 (2OT)	2017 T H 1-1 (2OT)	2016 T A 0-0 (2OT)	2014 T H 1-1 (2OT)
Saint Louis (2016)	2-1-0	2016 W H 2-1	2008 L A 0-1	2007 W H 5-1	
San Diego (2013)	2-0-0	2013 W N 2-1	1997 W H 5-0		
San Diego State (2017)	1-1-1	2017 L H 1-2 (2OT)	2007 T H 0-0 (2OT)	2005 W H 3-2	
San Francisco (2013)	1-0-0	2013 W N 3-0			
Santa Clara (2002)	0-2-0	2002 L A@ 2-3	1999 L N 1-2		
Southeastern Louisiana (2013)	1-0-0	2013 W H@ 4-0			
Stanford (2004)	2-2-0	2004 L H 0-1	1999 W A 2-1	1998 W H 3-0	1994 L N 2-4
Stephen F. Austin (2008)	1-0-0	2008 W H 2-1			
South Dakota (2017)	2-0-0	2017 W H 3-0	2009 W H 9-0		
South Dakota State (2016)	0-0-1	2016 T H@ 0-0 (2OT)			
Southeast Missouri State (2013)	2-0-0	2013 W H 4-0	2012 W H 4-0		
Southern California (2001)	3-1-0	2001 W A 3-2	1998 W A 2-0	1997 W H 2-1	1995 L A 0-4
Southern Methodist (2014)	2-1-0	2014 W H 4-0	1996 W A 2-0	1995 L H 1-3	
Teikyo Westmar (1994)	1-0-0	1994 W H 7-1			
Tennessee (2007)	0-1-0	2007 L N 0-2			

Texas (2010)	10-10-0	2010 W H 2-1	2009 L A 1-2	2008 W H 2-1	2007 L A 1-2	2006 L N# L, 0-1	2006 L H 1-2	2005 L A 0-1 (OT)	2004 L N# 0-2	2004 W H 4-3	2003 L A 2-3 (2OT)	2002 W N# 2-1	2002 L H 0-4	2001 L A 1-2	2000 W H 4-0	1999 W A 3-0	1998 W H 2-1	1997 L A 0-1	1996 W H 1-0	1995 W H 3-2	1994 W A 3-1						
Texas A&M (2010)	14-12-0	2010 L H 1-2	2009 W H 2-1	2008 L A 0-2	2007 L H 4-1	2006 L A 0-2	2005 L N# 2-4	2005 L A 0-4	2004 L H 1-2	2003 W N# 2-1 (OT)	2003 W A 2-1	2002 W N# 1-0	2002 L H 2-3	2001 L N# 2-3	2001 W A 4-2	2000 W N# 4-1	2000 W H 2-1	1999 W H@ 1-0	1999 W A 1-0	1998 W H@ 7-0	1998 W N# 3-2 (3OT)	1998 W H 2-0	1997 L N# 1-3	1997 L A 0-1	1996 W N# 1-0 (2OT)	1996 W H 1-0	1995 L A 0-2
Texas Christian (2006)	3-0-0	2006 W H 4-0	1996 W N 4-0	1994 W H 6-0																							
Texas Tech (2010)	15-1-1	2010 W A 5-4 (OT)	2009 T A 3-3 (2OT)	2008 W H 3-0	2007 L A 1-2	2006 W H 2-1	2005 W A 4-1	2004 W H 3-0	2003 W A 3-1	2002 W A 4-0	2001 W H 8-1	2000 W A 4-1	1999 W N# 10-1	1999 W H 1-0	1998 W A 7-0	1997 W H 5-0	1996 W A 2-0	1994 W N 3-0									
Tulsa (2017)	3-0-0	2017 W N 3-1	1999 W H 9-0	1996 W H 4-0																							

UAB (2008)	1-0-0	2008 W H 3-0									
UCLA (2016)	0-3-0	2016 L N@ 0-2	1998 L A 1-5	1995 L A 0-1 (2OT)							
UC Irvine (2005)	1-0-0	2005 W H 2-1									
UC Riverside (2008)	0-1-0	2008 L H 0-1									
Utah State (2013)	0-0-1	2013 T A 2-2									
Vanderbilt (1997)	2-0-0	1997 W A 2-0	1996 W H 3-2 (2OT)								
Villanova (2009)	0-0-1	2009 T A 2-2 (2OT)									
Virginia Tech (2012)	1-1-0	2012 L H 2-3 (OT)	2011 W A 4-3 (2OT)								
Wake Forest (2011)	0-1-0	2011 L N 1-2 (OT)									
Washington (2003)	1-1-0	2003 W N@ 2-1	1995 L N 1-5								
Washington State (2018)	0-2-0	2018 L H 1-2	2017 L A 0-1								
Western Carolina (2006)	1-0-0	2006 W H 1-0 (OT)									
Wisconsin (2018)	4-4-2	2018 L A 0-1	2016 T A 1-1 (2OT)	2015 L H 0-3	2014 L A 0-3	2013 W A 2-1 (2OT)	2012 W A 3-2 (OT)	2011 L H 0-2	2006 T H 2-2	2003 W A 2-1	2002 W H 1-0
Wisconsin-Milwaukee (1998)	1-1-0	1998 L H 1-2 (2OT)	1994 W H 2-0								
Wright State (2006)	1-0-0	2006 T H 1-1									
Wyoming (1995)	1-0-0	1995 W H 8-0									
Yale (2002)	1-0-0	2002 W N@ 1-0									

1994 (14-4-0) 1996 (23-1-0) 1998 (17-4-1)

No Conference Affiliation
Final National Rank: None
Home: 7-1-0
Away: 5-1-0
Neutral: 2-2-0

Date	Opp. (NU/Opp.Rk)	Result	Att.
9/6	Creighton (I)	L, 1-3	423
9/9	&Arizona (I)	W, 2-1	75
9/11	at Montana (I)	W, 2-1 (2OT)	645
9/16	Baker (I)	W, 4-0	207
9/18	Park College (I)	W, 4-1	207
9/27	at Creighton (/21)	L, 0-1 (2OT)	337
9/30	^Teikyo Westmar (I)	W, 7-1	327
10/5	at College of St. Mary (I)	W, 5-1	134
10/7	Oral Roberts (I)	W, 2-0	233
10/9	Marquette (I)	W, 2-1	227
10/14	TCU (I)	W, 6-0	226
10/16	Wisconsin (I)	W, 2-0	206
10/21	at Colorado College (I)	W, 2-1	303
10/23	*Stanford (/3)	L, 2-4	112
10/28	at Texas (I)	W, 3-1	180
10/30	\$Michigan (I)	L, 0-2	100
11/5	#Texas Tech (I)	W, 3-0	56
11/6	at Arizona (I)	W, 3-1	352

Season Score: 50-19
Corner Kicks: NU-103, Opponents-57
Fouls: NU-313, Opponents-250
Yellow Cards: NU-13, Opponents-8
Red Cards: NU-0, Opponents-0
Home Attendance: 2,056; Average: 257

Home Games in Bold at Whittier Field
^-Home Game in Bold at Abbott Sports Complex
&-at Missoula, Mont.
*-at Colorado Springs, Colo.
\$-at Austin, Texas
#-at Tucson, Ariz.

Big 12 Record (Place): 9-0-0 (1st)
Big 12 Tournament (Place): 2-0-0 (1st)
Final National Rank: 6th
Home: 13-0-0
Away: 7-1-0
Neutral: 3-0-0

Date	Opp. (NU/Opp.Rk)	Result	Att.
8/30	Oklahoma (25/I)	W, 8-0	1,075
9/1	at Iowa State (25/I)	W, 6-0	300
9/8	at Duke (25/6)	W, 3-1	600
9/13	Oral Roberts (12/I)	W, 5-0	821
9/15	Loyola Marymount (12/I)	W, 9-1	411
9/20	Colorado College (13/I)	W, 5-2	511
9/22	Vanderbilt (13/I)	W, 3-2 (2OT)	561
9/27	Texas (10/I)	W, 1-0	616
9/29	Texas A&M (10/6)	W, 1-0	1,129
10/4	Tulsa (6/I)	W, 4-0	1,029
10/6	Alabama (6/I)	W, 2-0	977
10/11	Oklahoma St. (6/I)	W, 6-0	1,187
10/13	Colorado (6/I)	W, 10-2	1,378
10/18	at Missouri (6/I)	W, 8-2	203
10/20	at Kansas (6/I)	W, 2-0	376
10/25	at Baylor (5/I)	W, 2-1	768
10/27	at Texas Tech (5/I)	W, 2-0	121
11/2	*vs. TCU (5/I)	W, 4-0	95
11/3	*at SMU (5/I)	W, 2-0	247
11/9	%Missouri (5/I)	W, 2-1	N/A
11/10	%Texas A&M (5/7)	W, 1-0 (2OT)	N/A
11/17	#Minnesota (5/I)	W, 3-2 (4OT)	1,544
11/24	#Duke (5/I)	W, 3-0	1,038
12/1	#at Portland (5/3)	L, 0-1	3,960

Season Score: 92-15
Corner Kicks: NU-182, Opponents-52
Fouls: NU-302, Opponents-230
Yellow Cards: NU-14, Opponents-11
Red Cards: NU-0, Opponents-1
Home Attendance: 12,277; Average: 944

Home Games in Bold at Abbott Sports Complex
*-at SMU Puma Classic, Dallas, Texas
%-at Big 12 Tournament, St. Louis, Mo.
#-NCAA Tournament Game

Big 12 Record (Place): 9-1-0 (2nd)
Big 12 Tournament (Place): 2-0-0 (1st)
Final National Rank: 10th
Home: 10-1-1
Away: 5-3-0
Neutral: 2-0-0

Date	Opp. (NU/Opp.Rk)	Result	Att.
9/4	UW-Milwaukee (8/I)	L, 1-2 (2OT)	1,267
9/11	&Clemson (24/8)	W, 4-1	1,742
9/13	&Stanford (24/20)	W, 3-0	748
9/18	at UCLA (17/25)	L, 1-5	600
9/20	at USC (17/I)	W, 2-0	570
9/23	at Iowa State (21/I)	W, 4-2	250
9/25	Loyola-Chicago (21/I)	W, 11-0	652
9/27	SW Missouri St. (21/I)	W, 7-0	603
10/2	Texas A&M (19/12)	W, 2-0	343
10/4	Texas (19/I)	W, 2-1	389
10/9	Portland (13/7)	T, 1-1	1,279
10/11	Colorado (13/I)	W, 1-0	1,079
10/16	at Kansas (12/I)	W, 1-0	363
10/18	at Missouri (12/I)	W, 3-1	432
10/23	Oklahoma (10/I)	W, 7-0	837
10/25	Oklahoma State (10/I)	W, 4-0	1,149
10/30	at Texas Tech (9/I)	W, 7-0	181
11/1	at Baylor (9/16)	L, 0-1	616
11/6	%Texas A&M (17/I)	W, 3-2 (3OT)	739
11/8	%Missouri (17/I)	W, 4-0	1,478
11/15	#Texas A&M (13/I)	W, 7-0	974
11/20	#at Notre Dame (13/4)	L, 1-2	714

Season Score: 76-18
Corner Kicks: NU-196, Opponents-47
Fouls: NU-286, Opponents-285
Yellow Cards: NU-18, Opponents-9
Red Cards: NU-3, Opponents-0
Home Attendance: 11,062; Average: 922

Home Games in Bold at Abbott Sports Complex
&-Husker Fila Invitational Game
%-at Big 12 Tournament, San Antonio, Texas
#-NCAA Tournament Game

1995 (10-8-0) 1997 (18-4-0) 1999 (22-1-2)

No Conference Affiliation
Final National Rank: None
Home: 8-3-0
Away: 2-4-0
Neutral: 0-1-0

Date	Opp. (NU/Opp.Rk)	Result	Att.
9/3	Creighton (I)	L, 0-1	1,100
9/8	Arizona (I)	L, 1-2	250
9/10	Loyola-Chicago (I)	W, 4-2	202
9/16	*at Portland (I/4)	L, 0-3	939
9/17	*Washington (I)	L, 1-5	213
9/22	Kansas (I)	W, 8-1	157
9/24	Wyoming (I)	W, 8-0	275
9/29	at Oral Roberts (I)	W, 3-0	30
10/1	at Arkansas (I)	W, 3-0	442
10/6	Iowa State (I)	W, 4-0	216
10/8	Florida State (I)	W, 6-0	261
10/13	Northwestern (I)	W, 4-0	472
10/15	SMU (I/4)	L, 1-3	532
10/18	at Texas A&M (I/10)	L, 0-2	367
10/20	BYU (I)	W, 2-0	288
10/22	Texas (I)	W, 3-2	323
10/27	at USC (I)	L, 0-4	200
10/30	at UCLA (I/21)	L, 0-1 (2OT)	100

Season Score: 48-26
Corner Kicks: NU-140, Opponents-46
Fouls: NU-233, Opponents-181
Yellow Cards: NU-5, Opponents-5
Red Cards: NU-0, Opponents-0
Home Attendance: 4,076; Average: 371

Home Games in Bold at Abbott Sports Complex
*-at adidas Invite in Portland, Ore.

Big 12 Record (Place): 8-2-0 (2nd)
Big 12 Tournament (Place): 1-1-0 (2nd)
Final National Rank: 7th
Home: 12-0-0
Away: 5-3-0
Neutral: 1-1-0

Date	Opp. (NU/Opp.Rk)	Result	Att.
8/29	DePaul (6/I)	W, 4-1	1,220
8/31	USC (6/I)	W, 2-1	776
9/5	at Colorado (6/I)	W, 5-1	975
9/7	at Vanderbilt (6/14)	W, 2-0	821
9/12	at Texas (5/I)	L, 0-1	525
9/14	at Texas A&M (5/9)	L, 0-1	1,368
9/18	Iowa State (11/I)	W, 7-0	712
9/21	Arkansas (11/I)	W, 8-0	665
9/26	Baylor (10/I)	W, 2-0	932
9/28	Texas Tech (10/I)	W, 5-0	652
10/3	Missouri (10/I)	W, 4-0	828
10/5	Kansas (10/I)	W, 6-0	811
10/10	San Diego (10/I)	W, 5-0	972
10/12	Kentucky (10/I)	W, 3-0	348
10/20	at Duke (10/4)	W, 5-0	100
10/24	at Oklahoma St. (10/I)	W, 4-1	237
10/26	at Oklahoma (10/I)	W, 7-0	127
11/2	Minnesota (7/10)	W, 3-1	502
11/7	%Baylor (7/I)	W, 4-1	875
11/9	%Texas A&M (7/5)	L, 1-3	2,100
11/16	#Michigan (7/15)	W, 5-1	668
11/23	#at Notre Dame (7/2)	L, 0-6	909

Season Score: 82-18
Corner Kicks: NU-130, Opponents-49
Fouls: NU-250, Opponents-229
Yellow Cards: NU-9, Opponents-15
Red Cards: NU-0, Opponents-0
Home Attendance: 9,086; Average: 757

Home Games in Bold at Abbott Sports Complex
%-at Big 12 Tournament, San Antonio, Texas
#-NCAA Tournament Game

Big 12 Record (Place): 10-0-0 (1st)
Big 12 Tournament (Place): 3-0 (1st)
Final National Rank: 5th
Home: 12-0-1
Away: 7-0-1
Neutral: 3-1-0

Date	Opp. (NU/Opp.Rk)	Result	Att.
8/27	Texas Tech (8/I)	W, 1-0	1,229
8/29	Baylor (8/17)	W, 3-0	803
9/3	Oral Roberts (8/I)	W, 6-0	1,102
9/5	at Kentucky (8/I)	W, 5-1	413
9/10	&Connecticut (6/12)	W, 4-1	1,789
9/12	&Portland (6/19)	W, 3-2 (OT)	1,851
9/17	at Stanford (3/22)	W, 2-1	1,033
9/19	vs. Santa Clara (3/1)	L, 1-2	789
9/24	Tulsa (4/I)	W, 9-0	1,359
9/25	at Clemson (4/18)	T, 0-0 (2OT)	665
10/1	at Texas A&M (4/8)	W, 1-0	2,757
10/3	at Texas (4/I)	W, 3-0	553
10/8	Denver (4/I)	W, 2-0	1,117
10/10	at Colorado (4/I)	W, 9-0	1,550
10/15	Kansas (4/I)	W, 8-1	1,372
10/17	Missouri (4/18)	W, 5-1	1,234
10/22	at Oklahoma (4/I)	W, 3-1	221
10/24	at Oklahoma State (4/I)	W, 10-0	254
10/29	Iowa State (4/I)	W, 7-0	1,089
11/3	%Texas Tech (4/I)	W, 10-1	278
11/4	%Baylor (4/22)	W, 7-1	820
11/6	%Missouri (4/25)	W, 2-1	2,980
11/14	#Minnesota (4/I)	W, 5-0	1,814
11/21	#Texas A&M (4/11)	W, 1-0	1,413
11/28	#Notre Dame (4/5)	T, 1-1 (4OT)	3,702

Season Score: 108-14
Corner Kicks: NU-253, Opponents-59
Fouls: NU-327, Opponents-316
Yellow Cards: NU-22, Opponents-17
Red Cards: NU-0, Opponents-1
Home Attendance: 19,874; Average: 1,529

Home Games in Bold at Abbott Sports Complex
&-Husker Fila Invitational Game
%-at Big 12 Tournament, San Antonio, Texas
#-NCAA Tournament Game

2000

(22-2-0)

Big 12 Record (Place): 9-1-0 (1st)
Big 12 Tournament (Place): 3-0 (1st)
Final National Rank: 9th
Home: 11-2-0
Away: 7-0-0
Neutral: 4-0-0

Date	Opp. (NU/Opp.Rk)	Result	Att.
8/25	at Minnesota (5/)	W, 4-0	882
8/27	Arkansas-Little Rock (5/)	W, 11-0	618
8/29	SW Missouri St. (5/)	W, 5-0	582
9/3	Drury (5/)	W, 11-0	1,137
9/8	Florida (3/)	W, 7-2	1,524
9/10	Purdue (3/24)	W, 4-1	645
9/15	&vs. Dartmouth (3/)	W, 2-0	176
9/17	&at Connecticut (3/20)	W, 2-0	1,466
9/22	at Baylor (3/)	W, 3-0	307
9/24	Creighton (3/)	W, 2-0	823
9/29	at Missouri (3/24)	W, 2-0	887
10/1	at Kansas (3/)	W, 3-0	384
10/6	Texas (3/)	W, 4-0	623
10/8	Texas A&M (3/14)	W, 2-1	748
10/13	Oklahoma State (2/)	W, 6-1	621
10/15	Oklahoma (2/)	L, 1-2	1,013
10/20	Colorado (4/)	W, 4-0	1,440
10/22	at Texas Tech (4/)	W, 4-1	163
10/27	at Iowa State (3/)	W, 2-0	526
11/1	%vs. Kansas (3/)	W, 4-0	210
11/3	%vs. Baylor (3/)	W, 4-0	752
11/4	%vs. Texas A&M (3/9)	W, 4-1	2,247
11/11	#Richmond (2/)	W, 4-0	432
11/17	#Connecticut (2/13)	L, 0-1	661

Season Score: 95-10
Corner Kicks: NU-265, Opponents-41
Fouls: NU-304, Opponents-278
Yellow Cards: NU-20, Opponents-20
Red Cards: NU-1, Opponents-2
Home Attendance: 10,876; Average: 836

Home Games in Bold at Abbott Sports Complex
&-UConn Classic
%-at Big 12 Tournament, San Antonio, Texas
#-NCAA Tournament Game

2001

(17-5-1)

Big 12 Record (Place): 8-1-1 (2nd)
Big 12 Tournament (Place): 1-1 (Semifinals)
Final National Rank: 12th
Home: 12-0-0
Away: 4-4-1
Neutral: 1-1-0

Date	Opp. (NU/Opp.Rk)	Result	Att.
8/31	Arizona (5/)	W, 4-2	1,253
9/2	UAB (5/)	W, 2-1	1,334
9/9	at USC (4/)	W, 3-2	258
9/21	Northern Iowa (3/)	W, 3-1	947
9/23	Evansville (3/)	W, 5-1	934
9/25	at Notre Dame (3/4)	L, 0-1	668
9/28	Baylor (3/)	W, 4-0	1,145
10/5	Missouri (5/)	W, 5-1	1,005
10/7	Kansas (5/)	W, 2-0	689
10/12	at Texas (4/20)	L, 1-2	2,121
10/14	at Texas A&M (4/10)	W, 4-2	1,754
10/17	Brigham Young (5/)	W, 2-0	562
10/19	at Oklahoma State (5/)	W, 3-1	837
10/21	at Oklahoma (5/)	W, 2-0	641
10/23	at Portland (4/10)	L, 0-3	620
10/26	at Colorado (4/)	T, 1-1	325
10/28	Texas Tech (4/)	W, 8-1	651
11/2	Iowa State (11/)	W, 4-0	1,196
11/8	%Baylor (11/)	W, 5-1	947
11/9	%Texas A&M (11/8)	L, 2-3	2,066
11/15	#Boston College (11/)	W, 5-0	1,061
11/17	#Brigham Young (11/)	W, 3-0	970
11/24	#at Portland (11/5)	L, 0-4	1,991

Season Score: 68-27
Corner Kicks: NU-187, Opponents-49
Fouls: NU-319, Opponents-265
Yellow Cards: NU-15, Opponents-17
Red Cards: NU-0, Opponents-0
Home Attendance: 11,747; Average: 979

Home Games in Bold at Abbott Sports Complex
%-at Big 12 Tournament, San Antonio, Texas
#-NCAA Tournament Game

2002

(16-6-3)

Big 12 Record (Place): 6-3-1 (3rd)
Big 12 Tournament (Place): 3-0 (1st)
Final National Rank: 13th
Home: 7-3-2
Away: 4-3-1
Neutral: 5-0-0

Date	Opp. (NU/Opp.Rk)	Result	Att.
8/30	*North Carolina (10/2)	T, 1-1	4,830
9/1	*Wisconsin (10/)	W, 1-0	1,262
9/6	Belmont (7/)	W, 7-0	764
9/8	at Florida (7/)	L, 0-1	1,863
9/14	at Portland (15/17)	L, 0-4	1,730
9/17	Drake (19/)	W, 4-0	431
9/20	Creighton (19/)	T, 1-1	1,062
9/22	Indiana State (19/)	W, 2-0	324
9/27	at Missouri (18/)	W, 4-0	779
9/29	at Kansas (18/)	T, 1-1	861
10/4	Texas (16/4)	L, 0-4	842
10/6	Texas A&M (16/8)	L, 2-3	579
10/11	Memphis (23/)	W, 3-0	431
10/13	at Iowa State (23/)	W, 2-0	303
10/18	at Texas Tech (23/)	W, 4-0	140
10/20	at Baylor (23/)	W, 4-0	284
10/25	Oklahoma State (25/)	L, 1-2	313
10/27	Oklahoma (25/)	W, 1-0	190
11/1	Colorado (1/)	W, 4-0	412
11/7	%Kansas (1/)	W, 2-1	432
11/8	%Texas (1/5)	W, 2-1 (OT)	1,078
11/10	%Texas A&M (1/3)	W, 1-0	2,638
11/15	#vs. Hartford (18/)	W, 2-0	250
11/17	#vs. Yale (18/)	W, 1-0	175
11/23	#at Santa Clara (18/4)	L, 2-3	1,307

Season Score: 52-22
Corner Kicks: NU-205, Opponents-79
Fouls: NU-331, Opponents-284
Yellow Cards: NU-24, Opponents-27
Red Cards: NU-2, Opponents-1
Home Attendance: 11,440; Average: 953

Home Games in Bold at Abbott Sports Complex
*-adidas Invite
%-at Big 12 Tournament, San Antonio, Texas
#-NCAA Tournament Game

2003

(13-8-1)

Big 12 Record (Place): 6-4-0 (4th)
Big 12 Tournament (Place): 1-1 (Semifinals)
Final National Rank: 23rd
Home: 8-1-0
Away: 3-5-0
Neutral: 2-2-1

Date	Opp. (NU/Opp.Rk)	Result	Att.
8/29	DePaul (12/)	W, 1-0	882
8/31	Iowa (12/)	W, 3-0	661
9/5	vs. Duke (14/10)	L, 1-3	100
9/7	at North Carolina (14/1)	L, 0-6	2,053
9/12	vs. Michigan (1/)	T, 1-1 (2OT)	58
9/14	at Wisconsin (1/)	W, 2-1	539
9/19	Mississippi State (1/)	W, 1-0	852
9/21	Murray State (1/)	W, 2-0	417
9/26	Iowa State (1/)	W, 5-1	1,110
9/28	Missouri (1/)	W, 3-1	460
10/3	at Baylor (14/)	L, 1-2	537
10/5	at Texas Tech (14/)	W, 3-1	172
10/10	Oklahoma (22/18)	W, 2-1 (2OT)	665
10/17	Oklahoma State (16/)	W, 3-2	696
10/19	Kansas (16/)	L, 0-1	765
10/24	at Texas A&M (22/9)	W, 2-1	3,586
10/26	at Texas (22/)	L, 2-3 (2OT)	1,114
10/31	at Colorado (22/6)	L, 1-3	664
11/6	%Texas A&M (1/14)	W, 2-1 (OT)	692
11/7	%Missouri (1/)	L, 2-3	412
11/14	#vs. Washington (21/)	W, 2-1	972
11/16	#at Portland (21/5)	L, 1-4	988

Season Score: 40-36
Corner Kicks: NU-154, Opponents-82
Fouls: NU-244, Opponents-189
Yellow Cards: NU-12, Opponents-8
Red Cards: NU-1, Opponents-0
Home Attendance: 6,508; Average: 723

Home Games in Bold at Abbott Sports Complex
%-at Big 12 Tournament, San Antonio, Texas
#-NCAA Tournament Game

2004

(14-9-0)

Big 12 Record (Place): 6-4-0 (5th)
Big 12 Tournament (Place): 0-1 (First Round)
Final National Rank: 22nd
Home: 7-6-0
Away: 6-2-0
Neutral: 1-1-0

Date	Opp. (NU/Opp.Rk)	Result	Att.
8/27	*North Carolina (1/)	L, 0-1	3,620
8/29	*Creighton (1/)	W, 4-2	790
9/3	Eastern Illinois (1/)	W, 4-0	548
9/5	Purdue (1/)	W, 3-0	293
9/10	Pacific (1/)	L, 1-2	513
9/12	Stanford (1/)	L, 0-1	482
9/17	Northern Colorado (1/)	W, 7-0	597
9/19	Montana (1/)	W, 2-1	456
9/21	at Creighton (1/)	W, 3-2	929
9/24	at Kansas (8/)	W, 1-0	582
9/26	at Iowa State (1/)	W, 3-2	286
10/1	at Missouri (23/)	W, 2-1 (2OT)	511
10/8	Texas (1/)	W, 4-3	1,008
10/10	Texas A&M (17/)	L, 1-2	511
10/15	Texas Tech (1/)	W, 3-0	472
10/17	Baylor (1/)	L, 3-4	453
10/22	at Oklahoma State (1/)	W, 2-0	674
10/24	at Oklahoma (1/)	L, 0-1	346
10/29	Colorado	L, 0-2	1,006
11/3	%Texas (1/21)	L, 0-2	495
11/12	#vs. Oral Roberts (1/)	W, 3-0	147
11/14	#at Kansas (8/)	W, 2-1 (OT)	720
11/20	#at Illinois (19/)	L, 1-2	1,046

Season Score: 49-29
Corner Kicks: NU-148, Opponents-92
Fouls: NU-232, Opponents-204
Yellow Cards: NU-11, Opponents 11
Red Cards: NU-0, Opponents-0
Home Attendance: 10,749; Average: 827

Home Games in Bold at Abbott Sports Complex
*-adidas Invite
%-at Big 12 Tournament, San Antonio, Texas
#-NCAA Tournament Game

2005

(14-8-1)

Big 12 Record (Place): 6-3-1 (2nd)
Big 12 Tournament (Place): 1-1 (Semifinals)
Final National Rank: 21st
Home: 9-3-1
Away: 4-4-0
Neutral: 1-1-0

Date	Opp. (NU/Opp.Rk)	Result	Att.
8/26	Minnesota (17/)	W, 3-1	1,021
8/28	UAB (17/)	W, 4-0	467
9/2	at Illinois (17/13)	L, 0-1	854
9/6	San Diego St. (16/)	W, 3-2	310
9/9	Colorado College (16/)	L, 0-1	357
9/11	Rice (16/)	W, 3-1	467
9/16	at Purdue (19/)	L, 1-2	309
9/18	UC Irvine (19/)	W, 2-1	359
9/23	at Colorado (1/)	W, 2-1	901
9/30	Kansas (25/)	T, 0-0 (2OT)	501
10/2	Missouri (25/)	W, 3-0	512
10/7	at Baylor (23/)	W, 1-0	476
10/9	at Texas A&M (23/18)	L, 0-4	2,598
10/14	at Oral Roberts (25/)	W, 6-0	478
10/16	at Texas (25/)	L, 0-1 (OT)	1,185
10/21	Oklahoma (1/)	W, 2-1	417
10/23	Oklahoma State (1/)	W, 3-2	371
10/28	Iowa State (22/)	L, 0-2	557
10/30	at Texas Tech (1/)	W, 4-1	242
11/2	% vs. Kansas (1/)	W, 3-1	215
11/4	% vs. Texas A&M (1/10)	L, 2-4	1,223
11/11	#Creighton (1/)	W, 1-0	848
11/13	#Portland (1/)	L, 2-3	517

Season Score: 45-29
Corner Kicks: NU-169, Opponents-79
Fouls: NU-269, Opponents-243
Yellow Cards: NU-10, Opponents 16
Red Cards: NU-0, Opponents-0
Home Attendance: 6,704; Average: 515

Home Games in Bold at Nebraska Soccer Field
%-at Big 12 Tournament, San Antonio, Texas
#-NCAA Tournament Game

<p>2006 (10-7-3)</p> <p>Big 12 Record (Place): 4-5-1 (5th) Big 12 Tournament (Place): 0-1 (First Round) Final National Rank: None Home: 8-3-3 Away: 2-3-0 Neutral: 0-1-0</p>	<p>2008 (10-9-1)</p> <p>Big 12 Record (Place): 6-4-0 (6th) Big 12 Tournament (Place): 0-1 (First Round) Final National Rank: None Home: 8-2-1 Away: 2-6-0 Neutral: 0-1-0</p>	<p>2010 (13-7-1)</p> <p>Big 12 Record (Place): 5-4-1 (3rd) Big 12 Tournament (Place): 1-1 (Semifinals) Final National Rank: None Home: 9-1-0 Away: 2-5-1 Neutral: 2-1-0</p>
--	--	---

Date	Opp. (NU/Opp.Rk)	Result	Att.
8/25	Wright State (I)	T, 1-1 (2OT)	493
9/1	Wisconsin (I)	T, 2-2 (2OT)	455
9/3	Iowa (I)	W, 1-0	427
9/8	North Texas (I)	W, 3-2	537
9/10	Drake (I)	W, 4-1	551
9/12	Western Carolina (I)	W, 1-0 (2OT)	352
9/15	Central Michigan (I)	L, 1-2	349
9/17	TCU (I)	W, 4-0	402
9/22	at Missouri (I/16)	W, 2-0	1,065
9/24	at Iowa State (I)	L, 2-3 (2OT)	307
9/29	Colorado (I/11)	T, 1-1 (2OT)	452
10/1	Kansas (I)	L, 0-1	436
10/6	Baylor (I)	W, 2-1 (OT)	285
10/8	Texas Tech (I)	W, 2-1	302
10/13	at Texas A&M (I/8)	L, 0-2	4,287
10/15	Texas (I/14)	L, 1-2	351
10/20	at Oklahoma State (I/10)	L, 0-2	911
10/22	at Oklahoma (I)	W, 1-0	251
10/25	Loyola-Chicago (I)	W, 3-2	304
11/1	%Texas (I/12)	L, 0-1 (OT)	318

Season Score: 31-24
 Corner Kicks: NU-146, Opponents-82
 Fouls: NU-273, Opponents-217
 Yellow Cards: NU-23, Opponents 17
 Red Cards: NU-1, Opponents-0
 Home Attendance: 5,693; Average: 406

Home Games in Bold at Nebraska Soccer Field
 %-at Big 12 Tournament, San Antonio, Texas

2007 (5-10-4)

Big 12 Record (Place): 1-8-1 (T-10th)
 Big 12 Tournament (Place): DNQ
 Final National Rank: None
 Home: 4-3-3
 Away: 1-5-1
 Neutral: 0-2-0

Date	Opp. (NU/Opp.Rk)	Result	Att.
9/2	Northwestern (I)	W, 2-0	518
9/5	at Drake (I)	T, 1-1 (2OT)	215
9/7	Missouri State (I)	W, 2-1	418
9/9	San Diego State (I)	T, 0-0 (2OT)	386
9/14	*Tennessee (I/13)	L, 0-2	672
9/16	*Georgia (I/17)	L, 1-2	440
9/21	Saint Louis (I)	W, 5-1	437
9/23	Florida (I/12)	T, 1-1 (2OT)	465
9/28	Oklahoma (I)	W, 1-0	563
9/30	Oklahoma State (I/16)	L, 0-1	572
10/5	at Colorado (I)	L, 0-4	956
10/7	at Texas (I/2)	L, 1-2	825
10/12	at Lamar (I)	W, 4-0	236
10/14	at Texas Tech (I)	L, 1-2	218
10/19	Baylor (I)	L, 1-4	391
10/21	Texas A&M (I/3)	L, 1-4	426
10/26	at Kansas (I)	L, 1-3	546
10/28	at Missouri (I/15)	L, 1-3	627
11/2	Iowa State (I)	T, 2-2 (2OT)	517

Season Score: 25-33
 Corner Kicks: NU-90, Opponents-89
 Fouls: NU-246, Opponents-212
 Yellow Cards: NU-7, Opponents 9
 Red Cards: NU-1, Opponents-0
 Home Attendance: 4,693; Average: 469

Home Games in Bold at Nebraska Soccer Field
 *-USC Tournament

Date	Opp. (NU/Opp.Rk)	Result	Att.
8/22	at Northwestern (I)	L, 3-4	351
8/29	UC Riverside (I)	L, 0-1	668
8/31	at Florida (I/22)	L, 1-6	800
9/5	at Saint Louis (I)	L, 0-1	602
9/7	UAB (I)	W, 3-0	472
9/14	Oakland (I)	W, 3-2 (OT)	489
9/16	Drake (I)	T, 0-0 (2OT)	336
9/19	North Dakota State (I)	W, 3-0	441
9/21	Stephen F. Austin (I)	W, 2-1	476
9/26	Kansas (I/25)	W, 2-1 (2OT)	470
9/28	Missouri (I)	W, 3-2 (2OT)	605
10/3	Texas (I/8)	W, 2-1	896
10/5	at Baylor (I)	L, 0-1	261
10/10	at Texas A&M (I/7)	L, 0-2	3,285
10/17	Colorado (I/15)	L, 1-2	507
10/19	Texas Tech (I)	W, 3-0	525
10/24	at Oklahoma (I)	W, 1-0	315
10/26	at Oklahoma State (I/9)	L, 1-2	777
10/31	at Iowa State (I)	W, 3-1	433
11/5	%Colorado (I/16)	L, 0-1	205

Season Score: 31-28
 Corner Kicks: NU-129, Opponents-71
 Fouls: NU-188, Opponents-202
 Yellow Cards: NU-9, Opponents 9
 Red Cards: NU-0, Opponents-1
 Home Attendance: 5,885; Average: 535

Home Games in Bold at Nebraska Soccer Field
 %-at Big 12 Tournament, San Antonio, Texas

2009 (11-5-4)

Big 12 Record (Place): 5-3-2 (4th)
 Big 12 Tournament (Place): 0-1 (First Round)
 Final National Rank: None
 Home: 9-0-2
 Away: 2-3-2
 Neutral: 0-2-0

Date	Opp. (NU/Opp.Rk)	Result	Att.
8/22	at Northern Colorado (I)	W, 3-0	344
8/28	vs. Lehigh (I)	L, 1-3	219
8/30	at Villanova (I)	T, 2-2 (2OT)	303
9/4	Lamar (I)	W, 7-1	478
9/11	North Dakota (I)	W, 6-1	496
9/13	Akron (I)	W, 7-1	479
9/18	South Dakota (I)	W, 9-0	458
9/20	Arizona State (I)	T, 1-1 (2OT)	594
9/25	at Colorado (I)	L, 0-1	855
9/27	at Texas Tech (I)	T, 3-3 (2OT)	479
10/2	Green Bay (I)	W, 3-1	257
10/4	Oklahoma State (I)	W, 2-0	490
10/9	Baylor (I)	T, 1-1 (2OT)	345
10/11	Oklahoma (I)	W, 5-2	294
10/16	at Texas (I)	L, 1-2	904
10/18	at Texas A&M (I/14)	W, 2-1	485
10/23	at Kansas (I)	W, 7-4	722
10/25	at Missouri (I/23)	L, 0-5	607
10/30	Iowa State (I)	W, 2-1 (OT)	388
11/4	%Oklahoma State (I)	L, 0-3	335

Season Score: 62-33
 Corner Kicks: NU-139, Opponents-81
 Fouls: NU-223, Opponents-179
 Yellow Cards: NU-15, Opponents 9
 Red Cards: NU-0, Opponents-0
 Home Attendance: 4,764; Average: 433

Home Games in Bold at Nebraska Soccer Field
 %-at Big 12 Tournament, San Antonio, Texas

Date	Opp. (NU/Opp.Rk)	Result	Att.
8/22	at New Mexico (I)	L, 0-3	1,454
8/27	Loyola Chicago (I)	W, 2-0	610
8/29	Loyola Maryland (I)	W, 2-0	504
9/4	at Indiana (I)	W, 3-1	504
9/6	IUPUI (I)	W, 4-0	739
9/10	Arizona (I)	W, 3-0	487
9/12	at Arizona State (I/25)	L, 0-5	532
9/17	Cal State Fullerton (I)	W, 3-1	477
9/19	Iowa (I)	W, 3-1	358
9/24	Texas (I/18)	W, 2-1	466
9/26	Texas A&M (I/6)	L, 1-2	597
10/1	at Baylor (I)	L, 1-2	514
10/3	at Texas Tech (I)	W, 5-4 (2OT)	566
10/8	Iowa State (I)	W, 4-1	535
10/10	Missouri (I)	W, 4-2	479
10/14	at Oklahoma (I)	T, 0-0 (2OT)	696
10/16	at Oklahoma State (I/10)	L, 2-4	544
10/22	Kansas (I)	W, 2-1	466
10/29	at Colorado (I)	L, 1-2	809
11/3	%Missouri (I)	W, 4-1	196
11/5	%Oklahoma State (I/10)	L, 2-3	293

Season Score: 48-34
 Corner Kicks: NU-126, Opponents-106
 Fouls: NU-224, Opponents-189
 Yellow Cards: NU-13, Opponents 16
 Red Cards: NU-2, Opponents-1
 Home Attendance: 5,231; Average: 523

Home Games in Bold at Nebraska Soccer Field
 %-at Big 12 Tournament, San Antonio, Texas

2011 (7-10-1)

Big Ten Record (Place): 4-7-0 (10th)
 Big Ten Tournament (Place): DNQ
 Final National Rank: None
 Home: 4-5-1
 Away: 3-4-0
 Neutral: 0-1-0

Date	Opp. (NU/Opp.Rk)	Result	Att.
8/19	North Carolina (I/3)	L, 1-2	2,319
8/21	Baylor (I)	T, 1-1 (2OT)	634
8/25	at Denver (I)	L, 2-3	419
9/2	Arkansas (I)	W, 6-0	538
9/4	Northern Arizona (I)	W, 8-1	546
9/9	at Virginia Tech (I/25)	W, 4-3 (OT)	569
9/11	vs. Wake Forest (I/18)	L, 1-2 (OT)	157
9/18	Northwestern (I)	W, 3-1	317
9/23	at Purdue (I)	W, 3-0	214
9/25	at Indiana (I)	L, 1-2	127
9/30	Michigan State (I)	L, 0-1	534
10/2	Michigan (I)	L, 1-2	552
10/7	Wisconsin (I)	L, 0-2	342
10/14	at Penn State (I/15)	L, 4-5	787
10/16	at Ohio State (I)	W, 3-2	587
10/20	Iowa (I)	W, 1-0 (OT)	332
10/23	Illinois (I/25)	L, 1-3	597
10/28	at Minnesota (I)	L, 3-6	669

Season Score: 43-36
 Corner Kicks: NU-70, Opponents-111
 Fouls: NU-160, Opponents-144
 Yellow Cards: NU-14, Opponents-9
 Red Cards: NU-0, Opponents-1
 Home Attendance: 6,711; Average: 671

Home Games in Bold at Nebraska Soccer Field

2012

(7-12-1)

Big Ten Record (Place): 4-7-0 (T-7th)
 Big Ten Tournament (Place): 0-1 (First Round)
 Final National Rank: None
 Home: 3-6-1
 Away: 4-5-0
 Neutral: 0-1-0

Date	Opp. (NU/Opp.Rk)	Result	Att.
8/17	at Oklahoma (I)	L, 1-2	832
8/19	*Drake (I)	L, 0-1	639
8/24	Virginia Tech (I/16)	L, 2-3 (OT)	437
8/26	New Mexico (I)	W, 2-0	393
8/31	at Baylor (I)	L, 0-3	384
9/2	at Cincinnati (I)	W, 2-1	438
9/8	SE Missouri State (I)	W, 4-0	410
9/14	at Northwestern (I)	W, 2-0	1,706
9/16	Northern Colorado (I)	T, 1-1 (2OT)	256
9/21	Purdue (I)	L, 1-2 (2OT)	362
9/23	Indiana (I)	W, 2-1	512
9/28	at Michigan State (I)	L, 1-2	748
9/30	at Michigan (I/22)	L, 1-2 (2OT)	575
10/5	at Wisconsin (I)	W, 3-2 (OT)	390
10/12	Penn State (I/4)	L, 0-4	322
10/14	Ohio State (I)	L, 0-4	386
10/18	at Iowa (I)	W, 2-1 (OT)	204
10/21	at Illinois (I)	L, 1-4	429
10/26	Minnesota (I)	L, 2-4	321
10/31	%Ohio State (I/21)	L, 0-1	149

Season Score: 27-38
 Corner Kicks: NU-89, Opponents-94
 Fouls: NU-165, Opponents-174
 Yellow Cards: NU-7, Opponents-6
 Red Cards: NU-1, Opponents-0
 Home Attendance: 4,038; Average: 404

Home Games in Bold at Nebraska Soccer Field
 *-Home game at Abbott Sports Complex
 %-at Big Ten Tournament, Bloomington, Ind.

2013

(19-4-1)

Big Ten Record (Place): 10-1-0 (1st)
 Big Ten Tournament (Place): 3-0 (1st)
 Final National Rank: 13th
 Home: 9-2-0
 Away: 5-2-1
 Neutral: 5-0-0

Date	Opp. (NU/Opp.Rk)	Result	Att.
8/23	SE Missouri State (I)	W, 4-0	347
8/25	Cincinnati (I)	W, 4-1	376
8/31	at BYU (I/6)	L, 0-3	5,108
9/2	at Utah State (I)	T, 2-2 (2OT)	710
9/8	at Arkansas (I)	L, 1-2 (2OT)	797
9/13	*vs. San Francisco (I)	W, 3-0	250
9/15	*vs. San Diego (I)	W, 2-1	350
9/19	Michigan State (I)	W, 1-0	72
9/22	Denver (I/14)	W, 2-1	636
9/27	at Northwestern (I)	W, 2-1	970
9/29	at Illinois (I)	W, 3-2	1,526
10/3	Iowa (I/23)	W, 2-1	248
10/6	Michigan (I/23/21)	L, 1-2	461
10/11	at Purdue (I/24)	W, 4-0	373
10/18	at Wisconsin (I/22)	W, 2-1 (2OT)	516
10/20	at Minnesota (I/22)	W, 1-0	981
10/25	Ohio State (I/21)	W, 1-0	316
10/27	Penn State (I/16)	W, 3-2 (2OT)	404
11/1	Indiana (I/18)	W, 3-1	704
11/6	%Minnesota (I/18)	W, 4-1	200
11/8	%Indiana (I/18)	W, 3-1	187
11/10	%Iowa (I/18)	W, 1-0	223
11/15	#SE Louisiana (I/10)	W, 4-0	678
11/22	#Boston College (I/10)	L, 1-4	438

Season Score: 54-26
 Corner Kicks: NU-115, Opponents-126
 Fouls: NU-152, Opponents-212
 Yellow Cards: NU-11, Opponents-17
 Red Cards: NU-0, Opponents-2
 Home Attendance: 4,680; Average: 425

Home Games in Bold at Nebraska Soccer Field
 %-at Big Ten Tournament, Champaign, Ill.
 #-NCAA Tournament Game
 *-Kansas Invitational, Lawrence, Kan.

2014

(8-9-2)

Big Ten Record (Place): 4-7-2 (T-9th)
 Big Ten Tournament (Place): DNQ
 Final National Rank: None
 Home: 7-3-2
 Away: 1-6-0
 Neutral: 0-0-0

Date	Opp. (NU/Opp.Rk)	Result	Att.
8/22	SMU (I/13)	W, 4-0	425
8/24	DePaul (I/13)	L, 1-2	404
8/29	Butler (I)	W, 1-0	413
8/31	at Marquette (I)	W, 3-2	569
9/5	Oklahoma (I/20)	L, 1-2 (2OT)	434
9/7	North Dakota (I)	W, 4-0	451
9/11	Northwestern (I)	T, 1-1 (2OT)	211
9/14	Illinois (I)	L, 0-3	292
9/20	at Wisconsin (I)	L, 0-3	928
9/25	Rutgers (I/25)	T, 1-1 (2OT)	289
9/28	Maryland (I)	W, 4-3 (OT)	503
10/2	at Michigan (I)	L, 1-3	328
10/5	at Michigan State (I)	L, 1-3	615
10/9	at Minnesota (I)	L, 1-3	405
10/17	Purdue (I)	W, 1-0	254
10/19	Indiana (I)	W, 3-0	354
10/24	at Penn State (I/7)	L, 1-3	1,276
10/26	at Ohio State (I)	L, 1-3	646
10/31	Iowa (I)	W, 2-1	338

Season Score: 31-33
 Corner Kicks: NU-96, Opponents-60
 Fouls: NU-79, Opponents-116
 Yellow Cards: NU-4, Opponents-5
 Red Cards: NU-0, Opponents-0
 Home Attendance: 4,368; Average: 364

Home Games in Bold at Nebraska Soccer Field

2015

(8-7-2)

Big Ten Record (Place): 4-5-2 (T-9th)
 Big Ten Tournament (Place): DNQ
 Final National Rank: None
 Home: 4-4-1
 Away: 4-3-1
 Neutral: 0-0-0

Date	Opp. (NU/Opp.Rk)	Result	Att.
8/21	Kansas (I/23)	W, 3-0	1,720
8/28	Central Michigan (I)	W, 4-3 (2OT)	1,128
8/31	BYU (I/11)	L, 0-2	1,348
9/6	at DePaul (I/20)	W, 3-1	493
9/11	North Carolina (I/4)	L, 0-3	2,746
9/13	at Missouri (I)	W, 1-0	680
9/18	at Michigan (I)	L, 0-2	824
9/20	at Michigan State (I)	T, 0-0 (2OT)	439
9/25	Penn State (I/12)	T, 1-1 (2OT)	1,486
9/27	Ohio State (I)	W, 2-0	867
10/2	at Purdue (I)	L, 1-2	482
10/8	Minnesota (I/14)	L, 0-3	929
10/11	Wisconsin (I)	L, 0-3	1,120
10/15	at Northwestern (I/24)	W, 1-0	212
10/18	at Illinois (I)	L, 1-3	838
10/23	at Iowa (I)	W, 5-3	312
10/28	Maryland (I)	W, 1-0	1,083

Season Score: 23-26
 Corner Kicks: NU-79, Opponents-71
 Fouls: NU-144, Opponents-147
 Yellow Cards: NU-8, Opponents-11
 Red Cards: NU-0, Opponents-0
 Home Attendance: 12,427; Average: 1,381

Home Games in Bold at Hibner Stadium

2016

(11-6-5)

Big Ten Record (Place): 5-3-3 (6th)
 Big Ten Tournament (Place): 0-1 (First Round)
 Final National Rank: RV (30th)
 Home: 8-1-2
 Away: 3-4-3
 Neutral: 0-1-0

Date	Opp. (NU/Opp.Rk)	Result	Att.
8/19	Marquette (I)	W, 2-1	863
8/22	at BYU (I/16)	W, 1-0	2,068
8/26	at Oregon (I)	L, 0-1	620
8/28	at Oregon State (I)	W, 2-1 (2OT)	421
9/2	Kansas (I)	W, 1-0 (2OT)	1,487
9/4	Saint Louis (I)	W, 2-1	1,239
9/9	Dayton (I)	W, 3-1	921
9/11	at Clemson (I/13)	L, 2-5	263
9/16	Michigan State (I)	W, 2-0	1,394
9/18	Michigan (I)	L, 1-2	954
9/23	at Ohio State (I)	W, 3-0	1,187
9/25	at Penn State (I/16)	L, 1-2	968
9/30	Indiana (I)	W, 1-0	1,515
10/6	at Wisconsin (I)	T, 1-1 (2OT)	315
10/9	at Minnesota (I/17)	L, 0-3	794
10/13	Illinois (I)	W, 2-0	1,014
10/16	Northwestern (I/22)	T, 0-0 (2OT)	973
10/22	at Rutgers (I)	T, 0-0 (2OT)	1,054
10/26	Iowa (I)	W, 1-0	1,385
10/30	%at Northwestern (I/20)	T, 0-0 (2OT)\$	531
11/11	#South Dakota St. (I)	T, 0-0 (2OT)&	1,257
11/18	#vs. UCLA (I/18)	L, 0-2	82

Season Score: 25-20
 Corner Kicks: NU-103, Opponents-81
 Fouls: NU-171, Opponents-197
 Yellow Cards: NU-10, Opponents-10
 Red Cards: NU-0, Opponents-0
 Home Attendance: 13,002; Average: 1,182

Home Games in Bold at Hibner Stadium
 %-at Big Ten Tournament
 #-NCAA Tournament Game
 @-Game played in Morgantown, W.Va.
 \$-Northwestern won on penalty kicks, 4-3
 &-Nebraska won on penalty kicks, 3-0

2017

(9-5-5)

Big Ten Record (Place): 3-3-5 (T-8th)
 Big Ten Tournament (Place): DNQ
 Final National Rank: None
 Home: 4-3-2
 Away: 3-2-3
 Neutral: 2-0-0

Date	Opp. (NU/Opp.Rk)	Result	Att.
8/18	at Kansas (I/22)	W, 3-0	737
8/20	@vs. Tulsa (I/22)	W, 3-1	150
8/25	South Dakota (I/14)	W, 3-0	1,275
8/27	Missouri (I/14)	W, 3-0	1,076
9/1	at Washington State (I/14)	L, 0-1	1,957
9/3	vs. Montana (I/14)	W, 1-0	120
9/8	San Diego State (I/22)	L, 1-2 (2OT)	1,042
9/10	Pittsburgh (I/22)	W, 3-0	735
9/22	Ohio State (I)	L, 0-1	1,289
9/24	Penn State (I/7)	T, 1-1 (2OT)	1,311
9/29	at Michigan State (I)	W, 3-0	387
10/1	at Michigan (I)	T, 1-1 (2OT)	1,188
10/5	Maryland (I)	W, 3-0	563
10/8	Rutgers (I/23)	T, 1-1 (2OT)	958
10/12	at Purdue (I)	W, 3-2 (OT)	392
10/15	at Indiana (I)	T, 1-1 (2OT)	503
10/18	at Iowa (I)	T, 0-0 (2OT)	532
10/21	at Northwestern (I)	L, 0-1	512
10/25	Minnesota (I)	L, 0-1 (2OT)	1,330

Season Score: 30-13
 Corner Kicks: NU-103, Opponents-57
 Fouls: NU-161, Opponents-172
 Yellow Cards: NU-7, Opponents-8
 Red Cards: NU-0, Opponents-0
 Home Attendance: 9,579; Average: 1,064

Home Games in Bold at Hibner Stadium
 @-Game played in Lawrence, Kan.
 \$-Game played in Pullman, Wash.

2018 (9-7-5)

Big Ten Record (Place): 5-3-3 (T-5th)
 Big Ten Tournament (Place): 1-1 (Semifinals)
 Final National Rank: None
 Home: 5-3-2
 Away: 4-3-3
 Neutral: 0-1-0

Date	Opp. (NU/Opp.Rk)	Result	Att.
8/16	at Oklahoma (I)	W, 2-1	503
8/20	BYU (I)	T, 2-2 (2OT)	919
8/24	Oregon (I)	W, 2-0	1,082
8/26	Oregon State (I)	W, 3-0	1,607
8/31	Washington State (I/18)	L, 1-2	966
9/2	at Baylor (I)	L, 0-6	932
9/6	at Duke (I/14)	L, 1-3	523
9/9	at NC State (I/13)	W, 2-1	587
9/14	at Rutgers (I)	T, 1-1 (2OT)	918
9/16	at Maryland (I)	W, 2-1 (OT)	685
9/20	Indiana (I)	W, 4-3 (OT)	832
9/23	Purdue (I)	W, 1-0	1,190
9/27	at Penn State (I/24)	W, 1-0	651
9/30	at Ohio State (I)	T, 1-1 (2OT)	503
10/5	Iowa (22/)	L, 1-2	873
10/12	Michigan (I)	T, 1-1 (2OT)	1,188
10/18	at Wisconsin (I/19)	L, 0-1	573
10/21	Illinois (I)	L, 1-2	967
10/24	*Michigan State (I)	W, 2-0	663
10/28	%at Ohio State (I)	T, 0-0 (2OT)@	292
11/2	%\$vs. Minnesota (I)	L, 0-2	168

Season Score: 28-29
 Corner Kicks: NU-94, Opponents-59
 Fouls: NU-197, Opponents-238
 Yellow Cards: NU-10, Opponents-10
 Red Cards: NU-0, Opponents-1
 Home Attendance: 10,287; Average: 1,029

Home Games in Bold at Hibner Stadium
 %-at Big Ten Tournament
 @-Nebraska won on penalty kicks, 3-2
 \$-Game played in Westfield, Ind.
 ^-Game rescheduled from Oct. 14 due to snow



John Walker
Head Coach



Marty Everding
Assistant Coach



Ian Bridge
Assistant Coach

STACY MESSER

» 1994
 » 1 Season

MEGAN SKINNER

» 1995-2004
 » 10 Seasons

ANN COOK

» 2005-2006
 » 2 Seasons

WALLY CRITTENDEN

» 2007-2009
 » 3 Seasons

MICHELLE DEMKO

» 2007-2009
 » 3 Seasons

MARTY EVERDING

» 1994-2006, 2010-present
 » 22 Seasons

DAN BASSETT

» 2010-2012
 » 3 Seasons

PETER UNDERWOOD

» 2012-2015
 » 3 Seasons

IAN BRIDGE

» 2015-present
 » 4 Seasons

COACHING HISTORY & RECORDS

JOHN WALKER (1994-PRESENT, 327-158-44, .660, 25 SEASONS)

Season	Games	Record	Pct.	Conference	Pct.	Finish	Conference Tournament	NCAA Tournament
1994	18	14-4-0	.778	N/A	.000	None	None	DNQ
1995	18	10-8-0	.556	N/A	.000	None	None	DNQ
1996	24	23-1-0	.958	9-0-0	1.000	1st	2-0, Champion	2-1, Elite Eight
1997	22	18-4-0	.818	8-2-0	.800	2nd	1-1, Runner-Up	1-1, Sweet 16
1998	22	17-4-1	.795	9-1-0	.900	2nd	2-0, Champion	1-1, Sweet 16
1999	25	22-1-2	.920	10-0-0	1.000	1st	3-0, Champion	2-1, Elite Eight
2000	24	22-2-0	.917	9-1-0	.900	1st	3-0, Champion	1-1, Sweet 16
2001	23	17-5-1	.761	8-1-1	.850	2nd	1-1, Semifinals	2-1, Sweet 16
2002	25	16-6-3	.700	6-3-1	.650	3rd	3-0, Champion	2-1, Sweet 16
2003	22	13-8-1	.614	6-4-0	.600	4th	1-1, Semifinals	1-1, Second Round
2004	23	14-9-0	.609	6-4-0	.600	5th	0-1, First Round	2-1, Sweet 16
2005	23	14-8-1	.630	6-3-1	.650	2nd	1-1, Semifinals	1-1, Second Round
2006	20	10-7-3	.575	4-5-1	.450	5th	0-1, First Round	DNQ
2007	19	5-10-4	.368	1-8-1	.150	Tied 10th	DNQ	DNQ
2008	20	10-9-1	.525	6-4-0	.600	6th	0-1, First Round	DNQ
2009	20	11-5-4	.650	5-3-2	.600	4th	0-1, First Round	DNQ
2010	21	13-7-1	.642	5-4-1	.550	3rd	1-1, Semifinals	DNQ
2011	18	7-10-1	.416	4-7-0	.364	10th	DNQ	DNQ
2012	20	7-12-1	.375	4-7-0	.364	Tied 7th	0-1, First Round	DNQ
2013	24	19-4-1	.812	10-1-0	.909	1st	3-0, Champion	1-1, Second Round
2014	19	8-9-2	.473	4-7-2	.385	Tied 9th	DNQ	DNQ
2015	17	8-7-2	.529	4-5-2	.455	Tied 9th	DNQ	DNQ
2016	22	11-6-5	.614	5-3-3	.591	6th	0-1, First Round	1-1, Second Round
2017	19	9-5-5	.605	3-3-5	.500	Tied 8th	DNQ	DNQ
2018	21	9-7-5	.548	5-3-3	.591	Tied 5th	1-1, Semifinals	DNQ
Totals	529	327-158-44	.660	137-79-23	.621	4 Titles	22-12, 6 Titles	17-12, 12 Apps.

Player (Pos., Uniform #, Hometown/H.S.)	Letters	GP/GS	G	A	Pts.
Allen, Savannah (D, #28, Grand Island, Neb./Grand Island)	2007	10/0	1	0	2
Anderson, Meghan (MF, #22, Omaha, Neb./Burke)	1998-99-00-01	94/94	48	50	146
		See GK Stats			
Andrews, Sasha (D, #20, Edmonton, Alberta/Harry Alulay)	2004-05	66/65	9	6	24
Areman, Samantha (MF, #4, Firth, Neb./Norris)	2011-12-13-14	75/41	2	5	9
Badje, Bri (D, #14, Lincoln, Neb./Southwest)	2010-11-12	46/18	1	1	3
Baldo, Lia (MF, #27, Glenview, Ill./Loyola Academy)	2014-15	16/10	2	0	4
Bartels, Stacy (MF/F, #7, Omaha, Neb./Skutt)	2010-11-12-13	83/65	15	11	41
Baker, Nikki (F/D, #16, Bixby, Okla./Bixby)	2002-03-04-05	91/81	30	8	68
Bantnor, Laura (D, #15, Omaha, Neb./Gross)	1994	7/2	0	0	0
Benson, Jenny (MF/D, #8, Huntington Beach, Calif./Marina)	1996-97-99-00	92/91	26	47	99
Berkshire, Julie (F/MF, #24, Omaha, Neb./Westside)	2006-07-08-09	54/0	4	2	10
		See GK Stats			
Bevins, Katrena (MF/F, #2, Omaha, Neb./Millard South)	1994	18/2	4	0	8
Bigham, Andi (MF/F, #8, Omaha, Neb./Marian)	1995	16/0	2	2	6
Boswell, Danielle (MF/F, #16, Fresno, Calif./Bullard)	1994	18/18	13	0	26
Boyd, Breanna (D, #20, Calgary, Alberta/Sir Winston Churchill)	1999-00-01-02	93/71	12	5	29
Brandt, Meg (MF, #32, Ankeny, Iowa/Centennial)	2016-17-18	62/59	9	7	25
Bredenberg, Brooke (MF/GK, #33, Champlin Park, Minn./Champlin Park)	2001-02-03-04	74/52	8	5	21
		See GK Stats			
Brennan, Brooks (D, #30, Albuquerque, N.M./Albuquerque Academy)	2014-15	13/0	0	0	0
Brennan, Rachel (F, #23, Omaha, Neb./Millard North)	2013	9/0	0	0	0
Brennan, Stephanie (MF, #3, Cedar Rapids, Iowa/JFK)	1994	28/17	1	0	2
Brown, Grace (D, #27, Iowa City, Iowa/City High)	2017-18	32/29	0	0	0
Brown, Heather (D, #20, Cobourg, Ontario/East)	1995-96-97-98	66/47	0	1	1
Brown, Olivia (D, #22, Ankeny, Iowa/Centennial)	2018	9/4	0	0	0
Bruch, Jessie (MF/F, #8, St. Louis, Mo./Nerinx Hall)	2003-05-06-07	73/72	22	5	49
Buelt, Caroline (MF/D, #17, Polk City, Iowa/Ankeny)	2015-16-17-18	73/65	2	5	9
Bunkers, Katie (D, #14, Sioux Falls, S.D./O'Gorman)	2002-03-04-05	89/78	2	1	5
Burris, Brooke (MF, #14, Lee's Summit, Mo./North)	2013	3/0	0	0	0
Caniglia, Anna (D, #20, Omaha, Neb./Millard North)	2006-07-08-09	79/79	10	14	34
Cardona, Alexa (F, #20, Lincoln, Neb./Pius X)	2007-09	30/3	2	5	9
Carey, Danica (MF/F, #2, San Diego, Calif./University)	1998-99-00-01	79/16	6	9	21
Carter, Ashley (F, #18, Omaha, Neb./Marian)	2003	20/17	6	3	15
Carter, Faith (F, #6, Papillion, Neb./TCU/Marian)	2017-18	27/20	9	2	20
Casey, Jourden (MF, #20, Omaha, Neb./Westside)	2011-12-13-14	57/14	0	3	3
Chan, Dakota (MF/F, #8, Richmond, B.C./RA McMath Secondary School)	2018	16/12	0	0	0
Cincotta, Emilee (MF/F, #16, Tigard, Ore./Tigard)	2016-17	13/6	1	0	2
Claassen, Courtney (MF, #10, Parkville, Mo./Park Hill South)	2013-14-15-16	72-40	2	6	10
Conroy, Mayme (F, #11, Omaha, Neb./Skutt)	2011-12-13-14	80/65	35	8	78
Cooke, Natalie (F, #19, Richmond, B.C./Richmond Secondary)	2017-18	37/3	1	2	4
Coons, Kenzie (MF, #10, Omaha, Neb./Texas Tech/Millard West)	2018	21/12	1	1	3
Cooper, Jenna (F/D, #3, Louisville, Ky./Sacred Heart Academy)	2001-02-03	70/69	4	25	33
Corder, Aubrei (GK, #25, Barboursville, W.Va./Home Schooled)	2016-17-18	62/62	0	1	1
		See GK Stats			
Corral, Mayte (GK, #24, Los Gatos, Calif./Los Gatos)	2018	See GK Stats			
De Vitis, Erica (MF, #7, Irvine, Calif./Santa Margarita)	1995-96	42/42	5	11	21
Dennis, Tanya (F/D, #11, Brampton, Ontario/St. Marguerite D'Youville)	2003-04-05-06	64/62	4	8	16
Denomme, Michelle (GK, #0, London, Ontario/Catholic Central)	1995-96	See GK Stats			
Dickerson, Shannon (MF, #16, Highlands Ranch, Colo./ThunderRidge)	2006-08	18/11	1	1	3
Dittmar, Hannah (MF, #24, Gretna, Neb./Gretna)	2011-12-13-14	61/28	3	4	10
Dudley, Alison (GK, #0, Omaha, Neb./Millard South)	1994	See GK Stats			
Eddleman, Lindsay (F, #13, Lakewood, Colo./Bear Creek)	1996-97-98-99	88/88	50	27	127
Eilman, Brianna (MF, #31, Omaha, Neb./Westside)	2008	10/0	0	0	0
Elertson, Amanda (F, #15, McKinney, Texas/Boyd)	2012	4/0	0	0	0
Engesser, Kim (F, #2, Huntington Beach, Calif./Ocean View)	1997-98	44/44	53	10	116
Erdkamp, Jackie (GK, #00, LaVista, Neb./Papillion-LaVista)	1998	See GK Stats			
Ferraz, Helena (GK, #00, Campinas, Brazil/American School of Campinas)	2016-17	See GK Stats			
Fitzgerald, Vern (MF, #12, Lincoln, Neb./East)	2002-03-04-05	76/56	6	8	20
Flannery, Alyssa (MF, #25, Omaha, Neb./Millard North)	2012-13	23/0	0	0	0
Flynn, Caroline (MF, #21, Lincoln, Neb./Southwest)	2012-13-14-15-16	78/78	11	7	29
Fox, Helen (F/D, #8, Guelph, Ontario/St. James)	2001-02	18/0	0	0	0
Franck, Tanya (D/MF, #4, Toronto, Ontario/Earl Haig)	1994-95-97	64/64	10	6	26
Fulmer, Michaela (F, #21, Lee's Summit, Mo./O'Hara)	2007-08-09-11	71/22	9	8	26
Gansebom, Karlee (D, #8, Bennington, Neb./Bennington)	2012	2/0	0	0	0
Gay, Kristen (MF, #11, Garland, Texas/Naaman Forest)	1995-96-97-98	86/80	22	17	61
Gluck, Christine (D, #3, Chino, Calif./Don Lugo)	1997-98-99-00	92/91	3	8	14
Goetzmann, Colleen (MF, #4, Omaha, Neb./Millard North)	2007-08-09-10	70/58	9	2	20
Goetzmann, Katie (MF, #5, Omaha, Neb./Millard North)	2008-09-10-11	78/61	1	14	16
Goff, Kelsey (MF, #26, Liberty, Mo./Liberty)	2011	3/0	0	0	0
Goodell, Jessie (F/MF, #13, Durango, Colo./Durango)	2005-06	41/7	2	5	9
Goosen, Brittany (D, #23, Olathe, Kan./Olathe South)	2007-08-09-10	78/78	1	2	4
Gray, Caroline (MF, #12, Kansas City, Mo./St. Teresa's Academy)	2011-12-13-14	81/80	8	12	28
Greco, Julie (F, #16, Omaha, Neb./Marian)	1997-98	35/1	8	1	17
Greenwood, Lindsey (F/MF, #16, Bettendorf, Iowa/Pleasant Valley)	2000-01	46/0	6	7	19
Greischar, Kylie (D, #23, Overland Park, Kan./Blue Valley Northwest)	2011-12-13	44/26	1	3	5

Player (Pos., Uniform #, Hometown/H.S.)	Letters	GP/GS	G	A	Pts.
Hanson, Haley (MF, #8, Overland Park, Kan./Olathe East)	2014-15-16-17	75/72	19	7	45
Hanssler, Maddie (F/MF, #13, Parker, Colo./Ponderosa)	2010-11	24/3	2	1	5
Hargreaves, Lindsay (D, #11, Victoria, B.C./Belmont Senior Secondary)	2016	1/0	0	0	0
Harms, Christy (F/D, #9, Blue Springs, Mo./Blue Springs)	2000-01-02-03	79/58	18	8	44
Haxton, Kelly (F/D, #5, Calgary, Alberta/Dr. E.P. Scarlett)	2000-01-02	58/11	8	4	20
Hayes, Maritza (D, #22, O'Fallon, Mo./Francis Howell)	2010-11-12-13	81/76	0	3	3
Haynes, Iman (D/F, #36, Denver, Colo./Kent Denver)	2001-02-03	57/7	6	2	14
Henry, Marie-Claude (F/D, #17, St. Hyacinthe, Quebec/Marie-Victorin)	2000-01	20/1	1	0	2
Herbrik, Tara (F, #5, Port Coquitlam, B.C./Terry Fox)	1994	18/18	5	2	12
Hick, Ashley (MF, #10, Omaha, Neb./Millard North)	2010-11	10/0	0	0	0
Hilton, Amanda (MF, #15, West Chicago, Ill./St. Charles East)	2014-15-16-17	42/4	0	0	0
Hogan, Becky (MF/F, #18, West Jordan, Utah/West Jordan)	1995-96-97-98	82/80	17	22	56
Hogan, Kari (MF, #4, Lakewood, Colo./Wheat Ridge)	2002-03-04	69/40	3	13	19
Hornbacher, Rebecca (GK, #1, Ralston, Neb./Ralston)	1996-97	See GK Stats			
Huber, Elyse (F, #26, Sioux City, Iowa/East/Burlington)	2016-17-18	53/27	8	2	18
Hungerford, Meghan (F, #13, Manhattan, Kan./Manhattan)	2004-05-07	29/4	2	0	4
Iacchelli, Selenia (MF, #9, Edmonton, Alberta/National Sport)	2005-06-07-08	77/66	9	9	27
Isenhower, Lauren (F, #77, Lenexa, Kan./Shawnee Mission NW)	2005-07-08-09	68/19	5	7	17
Ingram, Lindsey (MF, #6, Littleton, Colo./Chatfield)	2001-02-03-04	80/65	7	10	24
Jackson, Jordan (MF, #16, Overland Park, Kan./Blue Valley West)	2009-10-11-12-13	85/79	35	31	101
Jamani, Aysha (F, #14, Calgary, Alberta/National Sport)	2005-06-07-08	72/67	15	11	41
Jensen, Kellie (D, #31, Leawood, Kan./Blue Valley West)	2005-06	40/4	0	0	0
Johnson, Erika (GK, #0, North Oaks, Minn./Mounds View)	2014-15	See GK Stats			
Johnson, Jaycie (F, #19, Lake Winnebago, Mo./Lee's Summit West)	2013-14-15-16	73/72	42	8	92
Jones, Brooke (F/MF, #18, Overland Park, Kan./Olathe East)	1999-00	31/0	5	4	14
Karakusis, Pam (MF, #7, Littleton, Colo./Columbine)	2002-03	41/29	1	2	4
Kenny, Brigid (F, #5, North Platte, Neb./North Platte)	2004	7/0	0	0	0
King, Kristi (D, #12, Burlington, Ontario/Corpus Christi)	2015	6/0	0	0	0
Kirchner, McKensie (D, #1, Omaha, Neb./Millard North)	2005-06-07	22/1	0	1	1
Klages, Jamie (GK, #6, Coronado, Calif./Coronado)	2005-06	See GK Stats			
Kraeutner, Katie (F, #5, North Saanich, B.C./Parkland Secondary)	2012-13-14-15	78/73	11	9	31
Kusleika, Kylie (MF, #25, Omaha, Neb./Westside)	2010	8/0	0	0	0
Lamale, Leah (GK/F, #1, West Des Moines, Iowa/Valley)	1999-00-01-02	21/0	1	2	2
Lanier, Britney (F, #12, Carrollton, Texas/Trinity Christian Academy)	2006-07-08-09	See GK Stats			
Latham, Christine (F, #11, Calgary, Alberta/Lord Beaverbrook)	1999-00-01-02	58/16	2	2	6
LeBlanc, Karina (GK, #1, Maple Ridge, B.C./Maple Ridge)	1997-98-99-00	94/75	69	29	167
Loebel, Michaela (F/MF, #14, Geneva, Ill./Geneva)	2014-15-17-18	See GK Stats			
Lokanc, Ali (F/MF/D, #18, San Diego, Calif./Patrick Henry)	2006	55/13	1	3	5
		13/3	0	1	1
Macdonald, Tara (GK, #1, Austin, Texas/James Bowie)	2009-10	See GK Stats			
Marlborough, Morgan (F, #15, Lee's Summit, Mo./North)	2009-10-11	58/58	59	25	143
Massey, Alex (F, #28, Kearney, Mo./Kearney)	2012	16/4	1	0	2
McClanahan, Amanda (F/D, #4, Papillion, Neb./Tennessee/Papillion-La Vista South)	2015-16-17	48/5	0	2	2
McKinney, Hannah (F, #29, Rancho Cucamonga, Calif./Los Osos High School)	2016-17-18	15/0	0	0	0
Merrill, Megan (F, #17, Omaha, Neb./Millard West)	2010	4/0	0	0	0
Miller, Erin (GK/F, #15, Sioux Falls, S.D./Washington)	2000-01-02	See GK Stats			
Mills, Jessica (GK, #11, Houston, Texas/Clear Lake)	2007-08-09	See GK Stats			
Miramontez, Sinclair (D, #5, Lenexa, Kan./Shawnee Mission West)	2016-17-18	58/58	3	1	7
Miramontez, Sydney (MF, #9, Lenexa, Kan./Shawnee Mission West)	2013-14-15-16	75/48	6	14	31
Morneau, Isabelle (D, #9, Longueuil, Quebec/Edouard-Montpetit)	1996-97-98-99	91/91	24	22	70
Mostowich, Kayla (MF/D, #11, Edmonton, Alberta/Strathcona Composite)	2018	1/0	0	0	0
Nelsen, Jill (MF, #2, Newport Beach, Calif./Newport Harbor)	1996	19/0	2	2	6
Nonen, Sharolta (D, #6, Vancouver, B.C./Kitsilano)	1996-97-98-99	93/69	9	35	53
O'Neal, Emily (D, #2, Dallas, Texas/Highland Park)	2016	5/0	0	0	0
Ochoa, Brenna (MF/F, #28, Omaha, Neb./Millard West)	2016-17-18	60/51	3	14	20
Odermann, Jaylyn (D, #13, Gretna, Neb./Millard North)	2012-13-14-15	78/67	6	9	21
Officer, Lynne (D, #12, Omaha, Neb./Millard North)	1995-96-97	45/0	1	4	6
Peetz, Carly (D, #10, Lincoln, Neb./Pius X)	2006-07-08-09	79/79	9	7	25
Penas, Abby (F, #22, Grand Island, Neb./Grand Island)	2003-04-05-07	73/23	1	2	4
Peterson, Alli (MF/D, #22, Iowa City, Iowa/West)	2014-15-16-17	69/65	1	2	4
Pfeil, Brittany (GK, #00, Norfolk, Neb./Norfolk)	2007-08	See GK Stats			
Phillips, Paige (F/MF, #21, Omaha, Neb./Millard North)	2000-01-02	74/20	3	9	15
Poehling, Lindsay (D, #19, Elkhorn, Neb./Elkhorn)	2006-07-08	58/57	0	4	4
Powell, Shay (F, #2, Dallas, Texas/Lutheran)	2006-07-08-09	72/53	17	11	45
Preston, Becky (F/D, #12, Omaha, Neb./Burke)	1998-99-00-01	94/73	13	18	44
Pujado, Theresa (MF, #9, Harrisburg, S.D./O'Gorman Catholic)	2017-18	36/23	2	2	6
Raber, Sari (D/F, #7, Richmond, B.C./McMath)	2004-06-07-08	77/67	8	8	24
Rappold, Molly (MF, #19, Prairie Village, Kan./Shawnee Mission East)	2011	4/0	0	0	0
Ratliff, Kim (D/F, #17, Omaha, Neb./Millard South)	1994-95-96	60/23	9	3	21
Reinhard, Sami (MF, #6, Long Beach, Calif./Woodrow Wilson Classical)	2014-15-16-17	53/45	2	3	7
Rheem, Kelly (F, #10, Littleton, Colo./Arapahoe)	1998-99-00-01	93/65	29	35	93
Richardson, Amber (MF, #10, LaVista, Neb./Papillion-LaVista)	2002-03	12/0	0	0	0
Rienks, Alexis (D, #13, Lincoln, Neb./New Mexico State/Southwest)	2016-17	33/4	1	1	3

Player (Pos., Uniform #, Hometown/H.S.)

Player (Pos., Uniform #, Hometown/H.S.)	Letters	GP/GS	G	A	Pts.
Riley, Jamie (F, #13, Centerville, Utah/Viewmont)	1994-95	33/28	10	14	34
Ritterbush, Kristina (D, #6, Albuquerque, N.M./Sandia)	1994-95	36/31	5	3	13
Rohloff, Chelsi (MF, #19, Papillion, Neb./Papillion-La Vista)	2012	5/0	0	0	0
Romero, Ari (D, #2, Surprise, Ariz./Willow Canyon)	2010-11-12-13	77/77	2	7	11
Rowell, Leslie (GK, #6, Lake Forest, Ill./Shattuck-St. Mary's)	2015	See GK Stats			
Sadusky, Jetta (F, #10, Littleton, Colo./Columbine)	2004	22/5	1	0	2
Sanchez, Jamie (D, #13, Lincoln, Neb./Lutheran)	2008	5/0	0	0	0
Saunders, Kori (MF/F, #13, Overland Park, Kan./St. Teresa's, Mo.)	1999-00-01-02	86/63	27	20	74
Scace, Aly (MF, #2, Talala, Okla./Oolagah-Talala)	2002-03-04-05	72/55	1	3	5
Schafers, Hannah (D, #26, Lincoln, Neb./Pius X)	2014	2/0	0	0	0
Schatz, Kelly (GK, #1, Naperville, Ill./Central)	2013-14	See GK Stats			
Schoen, Danielle (F, #4, Albuquerque, N.M./La Cueva)	2005-06	28/1	0	0	0
Schroff, Kaile (MF, #9, Lincoln, Neb./East)	2004	6/0	0	0	0
Sieczkowski, Brenda (D, #9, Omaha, Neb./Duchesne Academy)	1994-95	32/32	0	0	0
Slapper, Blair (D, #6, Prairie Village, Kan./Shawnee Mission East)	2008-09-10-11	73/43	0	10	10
Smith, Lauren (GK, #23, Glenview, Ill./Loyola Academy)	2016-17	See GK Stats			
Smith, Sandy (MF, #5, Huntington Beach, Calif./Huntington Beach)	1995-96-97-98	75/16	1	15	17
Stevens, Emma (GK, #0, Corona, Calif./Santiago)	2010-11-12-13	See GK Stats			
Sulprizio, Ashley (GK, #0, Gardnerville, Nev./Douglas)	2001	0/0	0	0	0
Swearer, Amy (GK, #18, Lincoln, Neb./Lutheran)	2011-12	See GK Stats			
Tanaka, Shannon (MF, #14, Calgary, Alberta/Henry Wise Wood)	1998-99-00-01	93/72	13	14	40
Tatum, Lauren (MF/F, #7, Baton Rouge, La./Scotlandville)	1997-98-99-00	82/43	11	12	34
Taylor, Emily (MF, #17, The Woodlands, Texas/The Woodlands)	2012	10/0	0	1	1
Tenn, Ashley (MF, #24, Visalia, Calif./Redwood)	2003	21/6	3	0	6
Thomas, Molly (F, #8, Omaha, Neb./Millard North)	2008-09-10-11	79/72	17	17	51
Thrush, Sarah (F, #12, Sorrento, Fla./Mount Dora)	2017-18	11/0	0	0	0
Timko, Brittany (MF, #17, Coquitlam, B.C./Centennial)	2003-04-05-06	71/68	41	42	124
Turney, Nikki (D, #18, Surrey, B.C./Fraser Heights Secondary)	2014-15-16	39/19	1	1	3
Ulness, Allison (MF, #30, Moorhead, Minn./Moorhead)	2018	3/0	0	0	0
Uppinghouse, Kari (MF, #15, Littleton, Colo./Arapahoe)	1995-96-97	64/64	42	20	104
Uveges, Savanah (F/MF, #7, Bartlett, Ill./South Elgin)	2017-18	38/29	9	4	22
Vacek, Stephanie (D, #10, Papillion, Neb./Papillion-LaVista)	1994-95-96-97	80/79	8	11	27
Walsh, Amy (MF, #17, St. Bruno, Quebec/Richelieu Valley)	1997-98-99	63/42	14	8	36
Watkins, Niejia (D, #21, Orlando, Fla./Lake Howell)	2018	15/0	0	0	0
Wehrman, Dixie (MF, #12, Derby, Kan./Derby)	1994	11/0	1	1	3
White, Anna (MF, #91, Warrensburg, Mo./Warrensburg)	2007-08-09-10	77/65	2	2	6
White, Jaclyn (F, #27, Long Beach, Calif./Bishop Montgomery)	2007-08-09-10	58/4	6	4	16
Wicker, Jacy (MF/F, #5, Colleyville, Texas/Colleyville Heritage)	2006	19/11	0	0	0
Williams, Najah (F/D, #4, Phoenix, Ariz./Xavier)	1998-99-00-01	84/22	13	10	36
Willrett, Anne (F, #18, Omaha, Neb./Marian)	2001	21/0	0	2	2
Woolf, Lacey (MF/F, #6, Urbandale, Iowa/Urbandale)	2000	12/0	2	0	4
Wright, Katie (GK, #1, Mission Viejo, Calif./Mission Viejo)	2003-04	See GK Stats			
Wright, Tanya (MF/D, #14, Welland, Ontario/Centennial)	1994-95-97	55/36	9	6	24
Young, Hannah (MF, #20, Enola, Pa./East Pennsboro)	2018	17/5	0	0	0
Zugay, Ashley (MF/D, #15, Ann Arbor, Mich./Pioneer)	2018	19/9	0	0	0
Zuniga, Andrea (F, #17, Omaha, Neb./Burke)	2007	5/0	0	0	0

GOALKEEPER STATISTICS

Player	GP/GS	Saves	Minutes	GA	GAA	Sho	Record
Anderson, Meghan	3/1	10	144	1	0.63	1	1-0-0
Berkshire, Julie	4/0	0	21	1	4.29	0	0-0-0
Bredenberg, Brooke	18/17	77	1,556	24	1.39	2.5	11-6-1
Corder, Aubrei	62/62	187	5,922	61	0.93	23.2	29-18-15
Corral, Mayte	2/0	1	22	1	4.07	0.1	0-0-0
Denomme, Michelle	27/17	61	1,754	23	1.18	7	10-7-0
Dudley, Alison	18/18	57	1,528	17	1.00	5	14-4-0
Erdkamp, Jackie	2/1	7	116	3	2.33	0	0-1-0
Ferraz, Helena	0/0	0	0	0	0.00	0	0-0-0
Hauser, Michelle	14/1	6	326	7	1.93	9	0-1-0
Hornbacher, Rebecca	46/46	141	3,660	26	0.64	25	41-5-0
Johnson, Erika	19/17	71	1,601	25	1.32	6.2	8-7-2
Klages, Jamie	39/39	156	3,617	46	1.10	10	21-14-4
Lamale, Leah	9/0	4	244	3	1.14	1.5	0-0-0
LeBlanc, Karina	80/69	206	6,308	38	0.54	45.5	60-6-3
Macdonald, Tara	26/24	115	2,119	35	1.49	4	14-6-4
Miller, Erin	57/48	239	4,396	48	0.98	21	33-11-4
Mills, Jessica	38/30	124	2,869	60	1.88	1	10-16-5
Pfeil, Brittany	23/17	62	1,694	18	0.95	3	10-6-1
Rowell, Leslie	3/0	0	42	1	2.10	0	0-0-0
Schatz, Kelly	23/19	59	1,766	33	1.43	3.5	8-9-2
Smith, Lauren	1/0	0	5	0	0.00	0.5	0-0-0
Stevens, Emma	72/69	278	6,221	108	1.56	10.3	37-27-3
Swearer, Amy	4/1	11	168	4	2.14	0	1-0-0
Wright, Katie	31/28	143	2,561	43	1.51	8.5	16-11-0



NEBRASKA COMMUNICATIONS STAFF



Keith Mann
Assistant A.D./
Communications



Jeff Griesch
Senior Associate
Director/Operations



Shamus McKnight
Senior Associate
Director



Jeremy Foote
Director of Website
Services



Matt Smith
Associate Director/
Strategic Research



Erica Nett
Assistant Director



Nate Pohlen
Assistant Director



Connor Stange
Assistant Director



Scott Bruhn
Director of
Photography



Vicki Capazo
Administrative
Supports Associate



Brian Rosenthal
Staff Writer/Creative
Content Specialist



Tyler Wells
Communications
Intern

2019 NEBRASKA SOCCER MEDIA GUIDE

The 2019 Nebraska soccer media guide is designed to assist the media in its coverage of Husker soccer. Additional information, including releases and photographs, may be obtained by contacting Connor Stange in the Nebraska Communications Office at cstange@huskers.com. Please take a moment to review the following policies and services that are intended to assist you in your coverage of Nebraska soccer this season. Thank you for your continued interest in collegiate soccer.

BARBARA HIBNER STADIUM

The Nebraska Soccer and Tennis Complex, which consists of the Barbara Hibner Soccer Stadium and the Sid and Hazel Dillon Tennis Complex, is located north of the Devaney Center near Nebraska's Innovation Campus. Most Husker soccer practices will be held at this location, the outdoor track field or inside the Hawks Championship Center.

MEDIA CREDENTIALS

To obtain a credential for the 2019 Nebraska soccer season or any individual match, reach Connor Stange in the Nebraska Communications Office at cstange@huskers.com

PRESS ROOM AND POSTGAME INTERVIEWS

The soccer press area at Barbara Hibner Stadium is located west of the field directly above the stands. Nebraska soccer players will be available inside the lobby by the front entrance of the indoor complex following a brief cooling off period.

INTERVIEWS

All media requests for interviews with Nebraska soccer players should be directed to Connor Stange by e-mailing cstange@huskers.com; at least 24 hours in advance. Through the fall season, requested soccer student-athletes will be available for interviews, pending class and meeting schedules. The best time for in-season interviews is before or after practice.

HUSKER SOCCER ON THE INTERNET

Complete results, releases and statistics will be updated each week on the official athletic department home page at Huskers.com.

MEDIA SERVICES

Pregame notes, rosters and media guides will be provided before each game. Final results and box scores will be available following each game in the press box.

NEBRASKA COMMUNICATIONS CONTACT INFORMATION

Phone: (402) 472-2263
Fax: (402) 472-2005
sportsinfo@huskers.com
Huskers.com/media

NEBRASKA

Integrity **N** Trust **N** Respect **N** Teamwork **N** Loyalty

ATHLETIC DEPARTMENT CORE VALUES

- Integrity
- Trust
- Respect
- Teamwork
- Loyalty

ATHLETIC DEPARTMENT MISSION STATEMENT

The mission of the University of Nebraska Athletic Department is to serve our student-athletes, coaches, staff and fans by:

- Displaying **INTEGRITY** in every decision and action
- Building and maintaining **TRUST** with others
- Giving **RESPECT** to each person we encounter
- Pursuing unity of purpose through **TEAMWORK**
- Maintaining **LOYALTY** to student-athletes, co-workers, fans and the University of Nebraska

UNL does not discriminate based on race, ethnicity, color, national origin, sex, religion, disability, age, sexual orientation, gender identity, genetic information, veteran status, marital status, and/or political affiliation in its programs, activities, or employment. For nondiscrimination inquiries, contact the Director of IEC/Title IX Coordinator or the Section 504/ADA Coordinator at 128 Canfield Admin. Bld., Lincoln, NE 68588, (402) 472-3417, or the Office for Civil Rights.

MEDIA GUIDE CREDITS

The 2019 Nebraska Soccer Media Guide was written, designed and edited by Assistant Director of Communications Connor Stange with the help of Assistant Director Erica Nett. Editorial assistance was provided by Senior Associate Communications Director/Operations Jeff Griesch. The book was produced on Adobe InDesign and printed by UNL Copy Center. The cover was designed by Assistant Director of Creative and Emerging Media Laura Leffler. Photo credits to Scott Bruhn, Nate Olsen, Stephanie Carpenter, Isabel Thalken, Shane Lardinois, Jaye Howell, Jerod Dahlgren, Matt Miller, Jamie Rhodes, Tom Slocum, Richard Voges, Mike Warren, Wilf Thorne, Houston Dash, Women's Professional Soccer, National Women's Soccer, the Lincoln Convention and Visitors Bureau and University Communication at the University of Nebraska-Lincoln.

IN LOVING

MEMORY

Jenna Cooper
1982 - 2004



Coach Peter J. Underwood
1983 - 2015



2019 SCHEDULE

EXH 8.10
OMAHA

EXH 8.15
ARKANSAS

8.22
KANSAS

8.30
CLEMSON

9.1
BAYLOR

9.6
LONG BEACH STATE

9.8
USC

9.13
OKLAHOMA

9.15
GONZAGA

9.20
PURDUE

9.22
INDIANA

9.26
NORTHWESTERN

9.29
ILLINOIS

10.3
IOWA

10.6
MICHIGAN

10.11
MARYLAND

10.13
RUTGERS

10.17
MINNESOTA

10.20
WISCONSIN

10.27
PENN STATE

11.3-11.10
BIG TEN TOURNAMENT

11.15-12.8
NCAA TOURNAMENT