

# MERCYHURST UNIVERSITY

2  
0  
1  
4

M  
E  
D  
I  
A

G  
U  
I  
D  
E





**WELCOME  
TO LAWER  
COUNTRY**

## Mercyhurst Facts

**Location**  
Erie, Pa.

**President**  
Dr. Thomas J. Gamble

**Director of Athletics**  
Joe Kimball

**Founded**  
1926

**Enrollment**  
2,600

**Colors**  
Green and Blue

**Nickname**  
Lakers

**Affiliation**  
NCAA Division II

**Conference**  
Pennsylvania State Athletic Conference

**Head Coach**  
Marty Schaeztle  
Bucknell '83

**Record at Mercyhurst**  
62-70 (12 seasons)

**Career Record**  
62-70 (12 seasons)

**Assistant Coaches**  
Dan Blume (Linebackers) - 3rd Season  
Mount Union '06  
Jeff Gutowski (Defensive Coordinator) - 10th Season  
Indiana '02  
Tom Herman (Offensive Line) - 16th Season  
Edinboro '72  
Andrew Janocko (Quarterbacks) - 1st Season  
Pittsburgh '10  
Eugene Jones IV (Secondary) - 2nd Season  
Pittsburgh '10  
Ryan Riemedio (Defensive Line) - 3rd Season  
Minot State '08  
J.J. Eckels (GA - Wide Receivers) - 1st Season  
Clarion '12  
Tim Heffernan (GA - Tight Ends) - 1st Season  
John Carroll '10

**Certified Athletic Trainer**  
Mary Ann Love

**Home Facility**  
Tullio Field (2,300)

**Surface**  
FieldTurf

2013	Total	Home	Away
Overall	7-4	4-1	3-3

**Starters Returning (O/D/ST)**  
6/7/1

**Starters Lost (O/D/ST)**  
5/4/1

**Offense**  
Multiple

**Defense**  
Multiple

**First Year of Sport**  
1981

**Overall Record**  
166-160-4

## Table Of Contents

Sports Information/Media Information .....	3
Quick Facts.....	3
Head Coach Marty Schaeztle.....	4-5
Assistant Coaches.....	6-9
2014 Season Outlook.....	10-11
2014 Alphabetical Roster.....	12-13
Returning Player Profiles.....	14-32
2014 Opponents.....	33-38
Opponent Records/All-Time PSAC Standings .....	38
2013 Game-By-Game .....	39-44
2013 Mercyhurst/Opponent Game Highs .....	44
2013 Final Statistics .....	45-47
All-Time Major Postseason Award Winners.....	48
All-Time All-Conference Winners.....	49
All-Time Team Award Winners.....	50
Memorable Games.....	51-52
Hall Of Fame Inductees.....	53-54
Year-By-Year Leaders .....	55
Single-Season Leaders .....	56
Record Book.....	57-72
All-Time Results .....	73-74
Record Vs. All Opponents .....	75
All-Time Roster.....	76-78
Director of Athletics, Joe Kimball.....	79
Staff Directory.....	79

## Sports Information/Media Information

### Sports Information Director/Football Contact

David Leisering  
Office Phone  
814-824-2525  
E-mail  
dleisering@mercyhurst.edu

### Assistant SID

Brian Vail  
Office Phone  
814-824-3338  
E-mail  
bvail@mercyhurst.edu

### Graduate Assistant

Joshua Garrett  
Office Phone  
814-824-3338

### SID Fax

814-824-2591

### Mercyhurst Web Site

www.hurstathletics.com

### Press Box Phone

814-440-9975

### Athletic Department Phone

814-824-2228

## Credits

Layout/Design/Editing.....David Leisering  
Covers.....David Leisering  
Photography.....Ed Mailliard, Jennifer White  
.....Jim Cooper

**The Press Box** • Members of the working media have priority in the press box, which is located on the west side of the field. The media are advised to notify the Mercyhurst sports information department in advance of the contest to ensure space in the press box. If advance notice is not given, the Mercyhurst sports information department cannot guarantee space.

**Radio Stations** • Radio stations seeking permission and space to broadcast a contest must inform the sports information department at least five days prior to the contest. Mercyhurst University provides a courtesy line free of charge for one visiting radio station.

**Available Services** • Pre-game information, statistics, game notes, media guides, and game programs will be provided to the working media prior to kickoff. Complete halftime statistics will also be compiled and distributed to all media and to both teams. Following the game, a complete statistics package including final team stats, individual stats, and play-by-play can be picked up in the press box or sports information office, which is located in the Mercyhurst Athletic Center.

**Photographers and TV Personnel** • Anyone wishing to take pictures or video at field level must have permission from the sports information department. Please notify the office before the game as soon as possible.

**Player Interviews** • Interviews will be granted before or after practice only if arrangements have been made with the sports information department or head coach. Player interviews will not be granted before the contest on game day.

**Post Game Interviews** • Interviews with Mercyhurst players will be conducted on the field following a 10-minute cooling off period. Coach Schaeztle can be interviewed on the field following a brief post-game meeting with his team. Opposing coach and player interviews will be granted in accordance with the policies of the visiting SID and/or coach.



Marty Schaetzle begins his 13th season at the helm of the Mercyhurst football program. Over his first 12 seasons, Schaetzle has guided the Lakers to a 62-70 overall record and a 44-58 mark in conference play. Since Mercyhurst joined the Pennsylvania State Athletic Conference (PSAC) in 2008, which ended a 13-year affiliation with the Great Lakes Intercollegiate Athletic Conference (GLIAC), Schaetzle and the Lakers have gone 41-27 overall and 26-16 against western division foes.

After a slow start to the 2013 season, Mercyhurst won six of its final seven games to finish with a 7-4 overall record and a 4-3 mark in the PSAC West. After finishing 9-2 in 2012, Schaetzle became the first coach at Mercyhurst, since Jim Chapman in 1991 and 1992, to lead the Lakers to back-to-back winning seasons. Schaetzle's two-year stretch of 16-6 is the best mark by a Laker coach since the program's inaugural boss, Tony DeMeo, led Mercyhurst to a 16-3 overall mark during the 1984 and 1985 campaigns.

Schaetzle, a career offensive coach, guided the Lakers to an average of 32.8 points per game in 2013, just shy of the program record of 33.5 set in 2012. The offense also finished second in the PSAC in rushing average (237.8), trailing only Bloomsburg in that category. Against Gannon, the Lakers broke a 27-year-old program record by racking up 628 yards of total offense, including 407 on the ground, in a 51-21 win over the Golden Knights. The 407 rushing yards were the third-highest total in school history, but the largest total since becoming a Division II program.

Also of note, a trio of players broke numerous school records last season. Brandon Brown-Dukes became the first running back in school history to have consecutive 1,000-yard seasons. He also became the first running back to have more than one 200-yard game in his career after rushing for a personal-best 221 yards against Gannon. Colin Kimball set school records for interception return yards in a game (86), interception return yards in a season (151), and interceptions returned for a touchdown in a season (2). Finally, Steven Wakefield, who graduated in May, left as the school's all-time leader in points scored (278), field goals made (38), field goal percentage (73.1%), extra points made (164), and extra point percentage (93.7%).

In 2012, Mercyhurst claimed a share of the PSAC Western Division crown for the second time in three seasons, finishing with a 9-2 overall record and a 6-1 mark in the PSAC West. Mercyhurst, however, did not have a chance to play for their second PSAC Championship in three seasons due to a head-to-head loss against Indiana (Pa.) last October. IUP, in fact, claimed the PSAC title.

The nine victories in 2012 tied the 2010 PSAC Championship squad for the most regular season wins by a Mercyhurst team in program history. The 2010 team holds the record for victories in a season with 10 after winning its opening-round game in the NCAA Tournament. The 2012 team also established new program records for points scored (369) and points per game (33.5).

Mercyhurst won the Eastern Collegiate Athletic Conference (ECAC) Division II Team of the Year award in 2012 - the second time in three seasons that Mercy-

## THE SCHAETZLE FILE

### Education

- Bucknell University, 1983  
Bachelor's degree
- SUNY-Albany, 1984  
Master's degree (Business Education)

### Coaching Experience

- SUNY-Albany, 1983-84  
Assistant Coach
- Arizona, 1984-86  
Graduate Assistant Coach
- Sonoma State, 1986-89  
Offensive Coordinator/Offensive Line
- Northern Arizona, 1989-90  
Offensive Line Coach
- Shippensburg, 1990-97  
Offensive Coordinator/Offensive Line
- Bucknell, 1997-02  
Offensive Coordinator/Tight Ends/Tackles
- Mercyhurst, 2002-present  
Head Coach

### Year-By-Year At Mercyhurst

Year	Overall	Conference
2002	2-9	1-9 (GLIAC)
2003	5-6	4-6 (GLIAC)
2004	4-7	4-6 (GLIAC)
2005	3-7	3-7 (GLIAC)
2006	3-7	3-7 (GLIAC)
2007	4-7	3-7 (GLIAC)
<b>GLIAC TOTALS</b>	<b>21-43</b>	<b>18-42</b>
2008	7-4	5-2 (PSAC)
2009	4-7	3-4 (PSAC)
2010	10-3	6-1 (PSAC)
2011	4-7	2-5 (PSAC)
2012	9-2	6-1 (PSAC)
2013	7-4	4-3 (PSAC)
<b>PSAC TOTALS</b>	<b>41-27</b>	<b>26-16</b>
<b>TOTAL</b>	<b>62-70</b>	<b>44-58</b>

### Awards

- PSAC West Coach of the Year - 2008
- PSAC West Coach of the Year - 2010
- Don Hansen Football Gazette Co-Coach of the Year - 2010
- Top five finalist for Liberty Mutual Coach of the Year - 2010
- ECAC Division II Team of the Year - 2010
- ECAC Division II Team of the Year - 2012
- Lambert Meadowlands Division II Team of the Year - 2010
- PSAC Champions - 2010
- PSAC West Regular Season Champions - 2010
- PSAC West Regular Season Champions - 2012



coached the program's first-ever American Football Coaches' Association (AFCA) All-American - wide receiver/return specialist Trevor Kennedy in 2011. Steven Wakefield became the second player in program history to be named an AFCA All-American last season.

His teams have also excelled in the classroom. Schaetzle has coached eight Academic All-Americans and 15 Academic All-District honorees.

Schaetzle is a career offensive coach who came to Mercyhurst from Division I-AA Bucknell in Lewisburg, Pennsylvania, where he worked as an assistant for five seasons. He began his Bucknell tenure by focusing on the tight ends and tackles before being promoted to offensive coordinator in 1999.

His first season at the helm of the Bucknell offense was a huge success. The Bison piled up 320 points, the third highest scoring season in school history, and produced the best ground attack in 19 years. The running game averaged 196.6 yards per contest, the most since the 1980 team averaged 216.9. During his tenure, his linemen earned All-Patriot League honors seven times.

As an offensive lineman, Schaetzle was Bucknell's team captain in 1982 and graduated from there in 1983. He won the George Rieu Award as the Bison's outstanding lineman in 1981 and 1982. He also won the 1983 Edward Pangburn Award, given to a senior athlete for "sportsmanship, fellowship, and contribution to the university." Schaetzle played high school football at St. Francis Prep for Vinny O'Connor. He is a member of the American Football Coaches Association and also serves on a professional development committee.

Schaetzle is married to Jean Ann and the couple has two sons, Thurman and Griffin, and two daughters, Courdell and Kendal.



hurst claimed the honor.

Since joining the PSAC in 2008, Schaetzle has seen a number of his athletes earn major postseason honors from the conference. Trevor Kennedy earned back-to-back Offensive Player of the Year honors in 2010 and 2011 while Richie Sanders and Brandon Brown-Dukes earned Freshman of the Year honors in consecutive seasons - 2011 and 2012 respectively. Bryan Boyce earned the Defensive Player of the Year award in 2010 and Ian Wild claimed the Pete Nevins PSAC Male Scholar-Athlete of the Year honors during the 2010-11 academic year.

Under Schaetzle, Mercyhurst has had four winning seasons over the last six years, including the program's best season in 2010. That year, the Lakers accumulated the most victories in program history (10), claimed their first-ever conference championship with a 56-37 win over Bloomsburg, earned their first-ever NCAA postseason tournament berth, and claimed their first-ever NCAA tournament win with a 28-14 victory over Bloomsburg. The season ended with a setback to #18 Shepherd in the NCAA Quarterfinals at Tullio Field in early December.

Schaetzle surpassed current Director of Athletics Joe Kimball as the longest tenured football coach in program history and his 62 wins are the most ever by a Mercyhurst football coach. Four years ago, Schaetzle broke a victories' tie with Kimball and Tony DeMeo, the program's first-ever coach, by capturing win #42 with a 28-14 win over Bloomsburg in the NCAA playoffs. For his efforts in 2010, Schaetzle was named PSAC Coach of the Year, Don Hansen Football Gazette co-Coach of the Year, and was a top five finalist for the Liberty Mutual Coach of the Year. His 2010 squad was also named the Division II Lambert Meadowlands Team of the Year.

During his tenure as head coach in the PSAC, Schaetzle has been named Coach of the Year twice by his peers in the PSAC Western Division and has had 44 players achieve All-Conference honors. A number of those players later earned a spot on the Don Hansen Football Gazette Super Region 1 Team, the Daktronics Super Region 1 Team, and some achieved ECAC All-Star status. Schaetzle also

# ASSISTANT COACHES



Dan Blume will begin his third season with Mercyhurst after joining the staff in March of 2012 as linebackers coach. This season, Blume will also be adding the title of recruiting coordinator.

Last season, Blume guided Pat Behm and Joe Dever, in particular, to breakout campaigns. Behm led the Lakers in tackles with 71 and was named an All-PSAC West Second Team selection. Meanwhile, Dever finished with 56 total stops and ranked fourth on the team with seven tackles for a loss.

The linebacking corps combined for 23 tackles for a loss, six-and-a-half sacks, and four interceptions.

In his two seasons on the Mercyhurst staff, Blume has coached one All-PSAC West First Team selection and one Second Team honoree.

Prior to joining the Lakers' staff, Blume spent two seasons as the defensive line coach at Trinity College. During his tenure, Blume helped guide four different Bantams to six All-Conference distinctions. With Blume's assistance, the Trinity defense thrived, leading the nation in numerous statistical categories. In 2011, the unit finished first in the nation in scoring defense (8.13 ppg), rushing defense (53.63 ypg), and total defense (195.5 ypg). During the 2010 season, the Bantams again flourished in stopping the run leading the nation in rushing defense and allowing opponents just 45.5 yards per game on the ground.

During the 2008 and 2009 seasons, Blume coached the linebackers at Villanova and served as a defensive assistant. In his time at Villanova, the Wildcats compiled a 24-4 record and won the 2009 FCS National Championship.

The Pittsburgh, Pennsylvania native began his coaching career in 2006 as an assistant at the University of Mount Union. Blume served as assistant linebackers coach for the 2006 National Championship team. In 2007, Blume took over duties as a linebackers coach, producing two all-league players, and helped guide Mount Union to a 14-1 record, only losing in the NCAA Division III National Championship.

Blume played collegiate football at the University of Mount Union where he was a linebacker for the 2002 and 2005 NCAA Division III National Champions and the 2003 NCAA Division III Runners-Up. He earned a Bachelor of Arts in Physical Education and Health Education from Mount Union in 2006. Additionally, he obtained a Master of Science in Recreation and Sport Science from Ohio University in 2012.

Blume is the son of Vicki and John and has one brother named Zack, who currently serves in the United States Army.



Jeff Gutowski enters his tenth year on the staff at Mercyhurst University and his fourth season as the defensive coordinator.

In his first three seasons as the defensive coordinator, Mercyhurst has ranked among the top five teams in total defense in the Pennsylvania State Athletic Conference. The Lakers ranked fifth in the conference in 2011, improved to second in 2012, and were third last season, allowing 333.5 yards per game.

In scoring defense, the Laker defense has made vast improvements. After ranking 11th in the PSAC in Gutowski's first season as defensive coordinator, Mercyhurst ranked second in the league in 2012 (23.1) and third in the conference last season (20.9). In fact, over the last two seasons, Gutowski's defense has allowed 21 points or fewer in 15 of the team's 22 games.

Prior to taking over as defensive coordinator, Gutowski had stints as secondary coach, as linebackers coach, and as kick return coordinator. During his tenure as the linebackers' leader, Gutowski guided six different Lakers to nine all-conference certificates, including five first-team honorees and the West Defensive Player of the Year (Bryan Boyce, 2010).

Since joining the PSAC in 2008, the defensive unit has thrived with Gutowski's assistance. The Lakers finished third in total defense in 2008, allowing just 282.3 yards per contest, including a league-best pass defense that gave up just 153.6 yards per game. That squad also held opponents to the fourth-lowest points per game average (18.0). In 2009, the Lakers ranked third in rushing defense (118.5 ypg). The 2010 defense produced two shutouts - the first time that had been accomplished since 1989. It held opponents to 20.4 points per game (5th - PSAC) while allowing just 110.0 yards per game rushing (3rd - PSAC) and 176.4 yards per game passing (3rd - PSAC). The unit also tied for first in the conference in both interceptions (21) and sacks (40).

Gutowski served his first two years on the Lakers' staff as a graduate assistant coach responsible for outside linebackers and defensive backs in the 4-3 and 3-4 defense.

The Crown Point, Indiana native got his start in collegiate coaching in 2002 as the quality control coach with Indiana University. From there, he was promoted to assistant recruiting coordinator for the Hoosiers in 2003. In that position, Gutowski was responsible for all operations of the recruiting office and assisted in acquiring the Hoosiers' best recruiting class in over a decade according to several recruiting sources. Two of Gutowski's charges from that class were eventually drafted in the NFL.

Gutowski has also had success at the scholastic level, helping to coach Andean High School (Merrillville, Ind.) to a state runner-up finish in 2001.

Gutowski played collegiate football for one year at Northern Illinois, lettering as a freshman walk-on after playing wide receiver and special teams in nine games for the Huskies. He then went on to Indiana where he would earn a bachelor's degree in exercise science in 2003. Additionally, he received a post-graduate business certificate from Mercyhurst College.

Gutowski is the son of Laurie and Dennis and has two siblings, Tim and Jamie.



Tom Herman brings a tremendous amount of experience and knowledge to the Mercyhurst coaching staff. Herman will begin his 42nd year of coaching and his 16th season at Mercyhurst - the longest-tenured coach on the staff. During his career, Herman has coached on both sides of the ball and brings a wealth of knowledge to the offensive line position.

Last season, the Laker line made significant improvements in pass protection, allowing just 17 sacks in 11 games - fifth lowest total in the conference. Mercyhurst had allowed at least 28 sacks in the previous two seasons.

Herman's offensive line allowed the fewest sacks in 2009 in the Pennsylvania State Athletic Conference with 10 and allowed just 18 (tied for third) during the 2010 campaign.

In 2013, the offensive line also helped to pave the way for running back Brandon Brown-Dukes to become the first player in school history to have back-to-back 1,000-yard seasons. The Lakers, in fact, finished second in the conference (behind only Bloomsburg) in yards rushing after averaging 237.8 yards on the ground. That figured included 407 rushing yards against Gannon - the highest total by a Laker team since becoming a Division II program and the third-highest total in school history.

Most importantly, under the tutelage of Herman, Mercyhurst has had at least one offensive lineman be named All-Conference in each of the past nine seasons and in 11 of his 15 seasons on the staff.

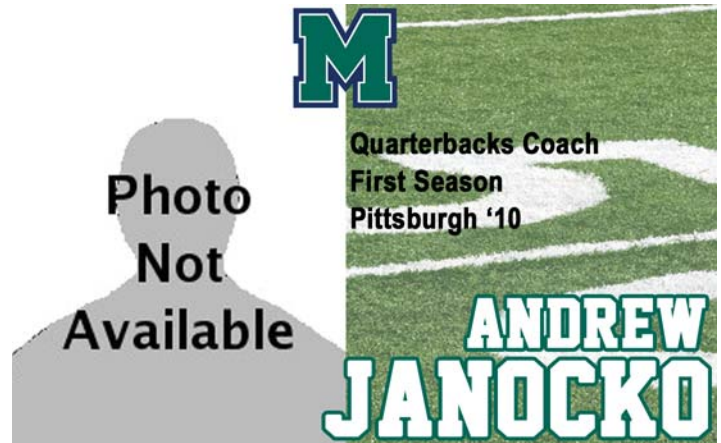
The native of Ellwood City, Pennsylvania, joined Mercyhurst after serving the previous ten years as the head football coach at Gannon University. There, he was responsible for resurrecting the Gannon football program. The Knights progressed quickly and compiled a 6-3 record in Herman's second season.

Herman began his coaching career as an assistant at Cambridge Springs High School and at Edinboro University in 1972. At Edinboro, Herman coached spring football, performed in-season film breakdowns, scouted opponents, and led off-season workouts. He was also an assistant coach at Cambridge Springs during that time.

Herman moved to Marshall University in 1974, where he served as a graduate assistant and earned his Master's degree in health and physical education. He returned to Edinboro in 1975 as a defensive line coach and was moved to offensive line coach the following year. In 1979, he was promoted to Assistant Head Coach and Defensive Coordinator where he stayed until 1985. After serving as Edinboro's interim head coach in the spring of 1985, Herman accepted a position at the University of New Hampshire as linebackers' coach and recruiting coordinator.

A 1972 graduate of Edinboro, Herman received his bachelor's degree in secondary social studies. He was a two-and-a-half year starter with the Fighting Scots and participated on both the offensive and defensive lines.

Herman and his wife Trisha reside in Millcreek with their daughters Lindsey and Amanda.



Andrew Janocko is entering his first season on the Laker coaching staff and will be in charge of the Laker quarterbacks.

A native of Clearfield, Pennsylvania, Janocko brings plenty of experience from both the collegiate and professional levels. After graduating from the University of Pittsburgh in 2010, he served as a graduate assistant at Rutgers in 2011 before heading to the National Football League to serve as an assistant coach with the Tampa Bay Buccaneers.

With the Buccaneers, Janocko handled a variety of roles, including working with the quarterbacks and kick returners in 2012 and the wide receivers and kick returners in 2013. During his time, he also worked closely with the offensive coordinator and the head coach in determining practice schedules and film breakdown. Janocko was also in charge of scout team responsibilities during his two seasons with the organization.

Janocko was a three-year letterwinner for the University of Pittsburgh from 2008 to 2010 after redshirting in 2007. He served as the Panthers' primary placeholder and backup quarterback, playing in all 39 games during his collegiate career. He helped lead the Panthers to the 2010 Big East Championship and he participated in three bowl games - the Sun Bowl, the Meineke Car Care Bowl, and the BBVA Compass Bowl. He was also a three-time member of the Big East All-Academic Team.

After his graduation, Janocko headed to Piscataway, New Jersey to serve as a graduate assistant coach at Rutgers University. There, he worked directly with the quarterbacks and he handled communication from the center to the quarterback on the sidelines during game day. He was also responsible for opponent film breakdown.

He played for his father, Tim, at Clearfield Area High School from 2004 to 2006, serving as the team's starting quarterback. He led Clearfield Area to a pair of District IX championships and to two PIAA Class AAA state playoff appearances. He was a two-time Pennsylvania Football News All-State honoree and was also a two-time All-District and All-Conference selection.

Janocko graduated from Pittsburgh in 2010 with a degree in history and a minor in political science. He is the son of Tim and Trina Janocko.

# ASSISTANT COACHES



Eugene Jones IV begins his second season on the Mercyhurst University football staff in 2014 and will, again, oversee the Lakers' secondary.

Last season, the Laker defense had 15 interceptions, six by free safety Colin Kimball - the most by a Mercyhurst player since Neil Harris picked off six in 2004. Mercyhurst allowed just ten touchdown passes in 2013 and held opponent quarterbacks to a 117.76 rating - seventh in the conference. The secondary also combined for 18 tackles behind the line of scrimmage.

Jones IV came to Mercyhurst after one season as the linebackers coach/video coordinator at Widener University. There, he tutored three All-Conference players (Joe Wojceichowski, Dylan Ditmer, and Jamal Dorsey). He also coordinated all video duties and was responsible for all aspects related to filming games and practices and all film exchanges. He produced film breakdown, scouting reports, and led the scout team offense during the week.

Prior to Widener, he had one-season graduate assistant stints at Ithaca College (2011) and at the University of Pittsburgh (2010).

At Ithaca, Jones IV led the secondary, producing a First Team All-Conference selection at the cornerback position. He also coached the hawks position on a punt unit that ranked fourth nationally in net punting average, and he coached the jammers position on a punt return unit that ranked first nationally. During his time at Ithaca, he also served as the defensive coordinator for the junior varsity team.

While at Pittsburgh, Jones IV served as an academic graduate assistant, checking and reporting players' academic attendance to the head academic counselors. He was also responsible for breaking down opponent film for the defensive side of the ball and producing corresponding scouting reports.

Jones IV graduated from the University of Pittsburgh in May of 2010 with a bachelor's degree in psychology and African studies. He also minored in administration of justice. Upon graduation, he went to the Pittsburgh School of Education to further his psychology studies.

He also received his Master's degree in exercise and sport sciences at Ithaca College.



Ryan Riemedio begins his third year on the Mercyhurst University football staff. He spent his first two seasons as a graduate assistant, in charge of tight ends and fullbacks, before being promoted to full-time status in 2014. This season, he will work with the defensive line and will also handle strength and conditioning duties.

The Seaside, California native came to Mercyhurst after spending three years coaching at Monterey Peninsula College (JUCO) in Monterey, California. With the Lobos, Riemedio was involved with many aspects of the football program - coaching the defensive backs, linebackers, defensive line, long/short snappers, and coordinating punt return and kickoff teams. He was also the video coordinator and assisted with the strength and conditioning programs.

For his final season, he was promoted to defensive coordinator and helped lead the defense to a Coast-Conference Championship and a berth in the Sierra Central Credit Union Bowl in Yuba, California. Monterey Peninsula finished in the Top 25 in the state, and had a #12 ranking in Northern California.

In his three years of coaching at Monterey Peninsula, Riemedio coached two All-State and 12 All-Coast Conference defensive players. He has also helped place more than 40 players to four-year colleges.

In addition to coaching at Monterey Peninsula, Riemedio was a physical education instructor and an instructor's aide with the Adaptive Physical Education programs.

Riemedio graduated from Minot State University with a bachelor's degree in corporate fitness. While at Minot State, he was a two-year starter at inside linebacker, as well as the long/short snapper on special teams.

In his junior year, he was among the top-five in total tackles and was part of a Dakota Athletic Conference championship team. In his senior year, Riemedio was named a team captain, was the team leader in tackles per game, and second in total tackles. He was also named to the DAC Scholar-Athlete Team for both football seasons and was on the Presidential Honor Roll for four consecutive semesters.

Before heading to Minot State, he played two years of junior college football at Monterey Peninsula. Riemedio was part of two Coast Conference Championship teams. As a freshman, Monterey Peninsula also won a State Section Title playing in the Graffiti Bowl in Modesto, California. As a sophomore, Riemedio was named a team captain and helped lead the team to a berth in the Holiday Bowl in Butte, California.

Riemedio is a member of the California Community College Athletic Association, the California Community College Football Coaches Association, the Northern California Football Association, and the American Football Coaches Association.

Riemedio has a three-year old daughter, Amelia (Boogie).



J.J. Eckels joins the Mercyhurst coaching staff in 2014 and will be in charge of the wide receiving corps.

A native of McKeesport, Pennsylvania, Eckels spent last season as a graduate assistant at Frostburg State University. At Frostburg State, he coached the defensive backs and held individual meetings with the safeties, in particular.

He also spent a brief time at the University of Wisconsin-Stout where he worked with quarterbacks and receivers in a high-tempo, spread option offense.

Eckels graduated from Clarion University where he was a four-year starter at safety for the Golden Eagles. He was a three-time PSAC Scholar-Athlete recipient and helped lead Clarion to an 8-3 record in 2009 - ranking eighth in the final Northeast regional poll.

Eckels attended McKeesport Area High School where he was a member of the National Honors Society. At McKeesport, he was a three-sport athlete, competing in football, baseball, and wrestling. He led the Tigers to the 2005 AAAA State Championship and a trip to the 2007 AAAA State semifinals.

He was an All-Conference selection at quarterback and was presented the Chuck Lickert Award as McKeesport's Most Outstanding Athlete.

At Clarion, Eckels finished his career with 128 total tackles, including a personal-best 46 stops as a senior in 2011. He graduated from Clarion in 2012 with a dual major in corporate finance and monetary economics.



Tim Heffernan joins the Mercyhurst coaching staff in 2014 and will be in charge of the tight ends and will also assist in coaching the offensive line.

Hailing from Powell, Ohio, Heffernan comes to Mercyhurst after one season as a graduate assistant at Thomas More College in Crestview Hills, Kentucky. In his only season there, Heffernan coached the offensive line and recruited in the Cincinnati, Columbus, and Dayton areas. The team led the PAC in sacks and tackles for a loss allowed while finishing 14th in the country in total offense (487.2) and 16th in the nation in rushing yards (262.8 per game).

Prior to joining the Thomas More staff, Heffernan was the offensive line and line-backers coach for the freshman team at St. Francis DeSales High School in Columbus, Ohio. He also served as an advanced scout on the varsity staff.

Heffernan graduated from John Carroll University in 2010 with a degree in history and a double minor in communications and philosophy. He was a three-time letter-winner on the football team, starting 20 games over his career. In 2009, Heffernan led the conference in sacks allowed, allowing just one sack every 45.6 plays.

He played at St. Francis DeSales High School where he started 40 games and led the team to a state runner-up finish in 2005.

Heffernan's brother, Terry, is an offensive line coach with the Detroit Lions in the National Football League and will be working under the Lions' new offensive coordinator, Joe Lombardi. Lombardi, the grandson of legendary NFL coach, Vince Lombardi, was the offensive coordinator at Mercyhurst from 2002 to 2005.

Last season was another successful season for the Mercyhurst football team as the Lakers finished with a 7-4 overall record and a 4-3 mark in the PSAC West. After finishing 9-2 in 2012, the program put together back-to-back winning seasons for the first time since head coach Jim Chapman was at the helm in 1991 and 1992. Moreover, the two-year stretch of 16-6 is the best since inaugural coach, Tony DeMeo, led the Lakers to a 16-3 two-year record during the 1984 and 1985 campaigns.

Things started inauspiciously for the Lakers in 2013, losing three of their first four games. But, head coach Marty Schaeztle got things turned around and Mercyhurst eventually won six of its final seven games of the year to clinch consecutive winning seasons. Included in the stretch were back-to-back road victories to close out the year at California (Pa.) and East Stroudsburg.

Schaeztle (62-70, 13th season), already the program's all-time winningest and longest-tenured coach, guided the Lakers to an average of 32.8 points per game last season, just shy of the program record of 33.5 set in 2012. The offense also finished second in the Pennsylvania State Athletic Conference (PSAC) in rushing average (237.8), trailing only Bloomsburg in that department. Against Gannon, Mercyhurst broke a 27-year-old school record by racking up 628 yards of total offense, including 407 on the ground, in a 51-21 win over the Golden Knights. The 407 rushing yards were the third-highest total in school history, but the largest figure since becoming a Division II program.

Also of note last season, running back Brandon Brown-Dukes became the first player in school history to rush for at least 1,000 yards in consecutive seasons. He also became the first player to have more than one 1,000-yard season in a career and to have more than one 200-yard game to his credit. He rushed for a personal-best 221 yards in the win over Gannon. Free safety Colin Kimball set school records for interception return yards in a game (86 vs Millersville), interception return yards in a season (151), and interceptions returned for touchdowns in a season (2). Finally, placekicker Steven Wakefield, who graduated in May, left as the school's all-time leader in points scored (278), field goals made (38), field goal percentage (73.1%), extra points made (164), and extra point percentage (93.7%). He was 16-of-17 in field goals in 2013, helping Mercyhurst to the second-best red zone percentage in the country (43-of-45, 96%).

The Lakers have not strung together back-to-back-to-back winning seasons since the 1980s when they ran off seven straight from 1983 through 1989. However, the schedule facing the Lakers in 2014 appears daunting. The first four teams on Mercyhurst's schedule (Bentley, West Chester, Bloomsburg, and Indiana (Pa.)) posted a combined record of 38-11 in 2013, which includes Bentley's 6-5 mark a year ago. Both West Chester and Bloomsburg were NCAA Tournament participants, with West Chester advancing to the NCAA semifinals before bowing to Lenoir-Rhyne.

Mercyhurst has to travel to both Bentley and West Chester to open the season before its first home game of the year against Bloomsburg on September 20. Mercyhurst has not played West Chester since 2009 and has not played against Bloomsburg since the Lakers' historic first-ever NCAA playoff win in 2010. The Lakers travel to Indiana (Pa.) the following week, prior to their Homecoming game against Clarion on October 4. Mercyhurst will be looking to avenge a disappointing 20-13 loss to the Golden Eagles a year ago.

The next three weeks will be historic for the Lakers, on some level. Mercyhurst will travel down State Street to square off against in-town rival Gannon on October 11 to start the stretch. The Lakers will then meet Slippery Rock at Michigan Stadium in Ann Arbor, Michigan on October 18 in a contest that has been dubbed the "Big House Battle." The teams will be hoping to break the largest attendance record in Division II history at one of the largest stadiums in the country. Upon returning from Michigan Stadium, the Lakers will host Edinboro University on Thursday night, October 23, at Erie Veterans Memorial Stadium. The game will serve as Mercyhurst's second installment of the "All In Vs. ALS" contest.

The final three weeks feature a trip to Seton Hill on November 1 before two home games to close out the season against California (Pa.) and Shippensburg. The PSAC has determined that all conference crossover games, except for the final week of the season, will count in the divisional standings. So, nine of the team's 11 games (excluding non-conference Bentley to open the season and Shippensburg to close season) will be counted in Mercyhurst's PSAC West record.

## OFFENSE

The bread and butter of the Mercyhurst offense has been built around the ground game. Last season, Mercyhurst finished second to Bloomsburg in the PSAC by averaging 237.8 yards per game on the ground. The pieces are there again in 2014, on both the offensive line and in the backfield, to have a strong ground attack.

### Running Backs

The focal point for the past two seasons has been redshirt junior Brandon Brown-Dukes (5-8, 195, Orlando, Fla. / Winter Park), who returns for his third season. He has been an All-PSAC West First Team selection in each of his first two seasons and was the PSAC West

Freshman of the Year in 2012. Despite playing only two seasons, Brown-Dukes enters 2014 as the program's third all-time leading rusher with 2,303 yards. He also ranks fourth on the school's all-time list with 24 rushing touchdowns, including a school-record 16 as a rookie.

Last season, Brown-Dukes rushed for 1,008 yards and eight scores on just 144 carries - averaging seven yards per carry. He became the first player in program history to post back-to-back 1,000-yard seasons on the ground.

This season, the running backs will have a different look. Despite missing Allen Jones II and Richie Sanders, who combined for 1,304 yards and ten touchdowns last season, plenty of depth returns to back-up Brown-Dukes. Headlining that list are sophomore Drew Robinson (5-7, 175, New Castle, Pa. / Union Area) and senior Chris Lyle (5-7, 180, Sunrise, Fla. / North Broward Prep). Both Robinson and Lyle had their 2013 seasons cut short due to injury, but, they combined to rush for 208 yards and three touchdowns on just 28 carries.

### Offensive Line

Mercyhurst will be looking to build upon the second-best rushing attack in the PSAC from a year ago and a team that led the conference in time of possession (32:50).

Obviously, the key to another successful season on the ground are the men up front. Mercyhurst has plenty of talent returning, led by redshirt senior Ben Gysin (6-5, 275, East Palestine, Ohio / East Palestine), who was a First Team All-PSAC West selection last season. He has started all 11 games in each of the past three seasons and is expected to anchor the line again in 2014.

While Gysin is expected to be the main cog on the line, he will have plenty of help. Redshirt juniors Dan Driscoll (6-0, 250, Chagrin Falls, Ohio / Chagrin Falls) and Jake Green (6-3, 260, Waterford, Pa. / Fort LeBoeuf), junior Jordan Farrow (6-5, 305, Center Township, Pa. / Central Valley), and redshirt sophomore Joe Noviello (6-2, 280, New Castle, Pa. / New Castle) each saw plenty of action in the offensive line rotation last season and are expected to compete for starting roles in 2014.

Also battling for expanded roles in the rotation during camp are a handful of redshirt freshmen who were on the roster last season but did not see time. Included in that list are: Logan Gotshall (6-6, 255, Etners, Pa. / Red Land Area), Ryan Michaels (6-6, 225, Monaca, Pa. / Central Valley), Dylan Palmiter (6-4, 270, Johnson City, N.Y. / Johnson City), Dustin Rogalla (6-7, 350, Beaver, Pa. / Beaver Area), and Collin Woss (6-3, 315, Belle Vernon, Pa. / Belle Vernon).

### Quarterbacks

Entering the 2014 season, the quarterback position is, arguably, the biggest question mark on the team. Mercyhurst will have to replace Anthony Vendemia, who finished his career third on the program's all-time list in passing yards (4,813), passing touchdowns (41), and passing efficiency (131.4), while finishing fourth all-time in total offense (4,802). Backup quarterback Alec Swartz is also gone after deciding not to come back for his fifth season.

To say the position is wide open is an understatement. Three players are expected to vye for the starting gig - redshirt junior Brendan Boylan (6-2, 185, Independence, Ohio / Holy Name), redshirt sophomore Zach Emerick (6-2, 200, Trafford, Pa. / Penn-Trafford), and redshirt freshman Robbie Nash (6-1, 200, Concord, Ohio / Notre Dame Cathedral Latin).

Emerick saw action in garbage time last season and completed 15 of 25 passes for 143 yards and one touchdown in five games. Boylan served as the holder on kicks last season and has thrown just one pass in his career. Nash did not see action in his first season with the Lakers a year ago.

While those three had good springs and are the frontrunners for the starting role, they will be pushed in camp by newcomers Ramroth Finnegan (6-3, 215, Columbus, Ohio / Whetstone), Michael Gillespie (6-0, 185, Mullica Hill, N.J. / Glassboro) and transfer Wesley Nesmith (6-1, 175, Beaver Falls, Pa. / Beaver Falls). Nesmith, a redshirt freshman, joins the team after a season at Alderson Broaddus.

### Wide Receivers

Expected to lead the receiving corps in 2014 is junior Jaquan Williams (6-2, 180, Pittsburgh, Pa. / Penn Hills) who led the Lakers in receptions (33), receiving yards (493), and finished second on the team with three receiving touchdowns a year ago. He caught at least one pass in all 11 games and had at least two catches in eight of those contests.

Four other receivers, who saw extensive action last season, return to provide the young and inexperienced quarterbacks a veteran group of targets. Redshirt senior Stephen Yarbrough (6-3, 220, Beachwood, Ohio / Beachwood) and senior Pat Barry, Jr. (6-1, 200, Westlake, Ohio / St. Edward) are the longest-tenured of the receivers. The duo combined to catch 14 passes for 202 yards and two touchdowns a year ago. Also expected to provide help are junior Dylan Bongiorno (6-1, 200, McDonald, Pa. / West Allegheny) and redshirt sophomore Kyle Briggs (6-0, 175, Buffalo, N.Y. / St. Joseph's) who combined to haul in 10 passes for 97 yards and one touchdown last season.

**Tight Ends**

Redshirt senior R.J. Miller (6-3, 255, Pittsburgh, Pa. / North Hills) and junior John Matarazzo (6-4, 250, New Castle, Pa. / New Castle) are one of the best tight end duos in the conference and should provide the young quarterbacks help on pass protection and in the receiving game. Miller was an All-PSAC West First Team selection last season after finishing second on the team with 15 catches and third on the squad with 186 receiving yards. He was also an All-PSAC West Second Team honoree in 2011. Matarazzo, meanwhile, hauled in seven passes for 114 yards last season and was a Capital One Academic All-America Second Team member.

Redshirt junior Donny Holl (6-2, 220, Cranberry Township, Pa. / Seneca Valley) and a pair of redshirt sophomores, Andrew Miller (6-3, 215, Pittsburgh, Pa. / North Hills) and Nick Slonak (6-3, 230, Mechanicsburg, Pa. / Trinity), are expected to provide depth at the position.

**Fullbacks**

Mercyhurst must find a way to replace departed Jeff Groene, who finished his career with 81 receptions (tied for 12th all-time) out of the Laker backfield. Expected to start at the position is redshirt junior T.J. Latimer (6-0, 240, Warren, Pa. / Warren Area), who saw plenty of time at fullback last season after making the switch from linebacker in 2012. He caught four passes for 28 yards and two scores in his first season in the backfield.

Expected to provide depth at fullback are redshirt sophomore Albert Black (5-11, 235, Cleveland, Ohio / Glenville) and redshirt freshman Jordan Zakroczemski (5-10, 210, Bowonsville, N.Y. / St. Francis).

**DEFENSE**

Jeff Gutowski begins his fourth year as the architect of the Mercyhurst defense. In his first three seasons, Mercyhurst has ranked among the top five in the Pennsylvania State Athletic Conference (PSAC) in total defense. Over the last two years, Gutowski's unit has given up 21 points or fewer in 15 of the Lakers' 22 games. So, the 3-3-5 stack will return in 2014 ... if it ain't broke, don't fix it.

**Defensive Line**

Mercyhurst must find a way to replace three members of the defensive line that combined to sack the quarterback 33.5 times in their careers - Serge Augustin, Dustin Galich, and Matt Hyland. The most notable loss is Galich, an All-PSAC West First Team selection last season after earning Second Team honors as a sophomore and as a junior.

The Lakers will rely on sophomore Ryan Carroll (6-0, 300, Pittsburgh, Pa. / Keystone Oaks) and redshirt seniors Curtis Hansford (6-2, 250, Defiance, Ohio / Tinora) and Nick Kurpakus (6-2, 260, Glenshaw, Pa. / Shaler Area) to carry the load up front. Carroll had an impressive first year and was rewarded by being named the ECAC Division II Defensive Rookie of the Year. Hansford finished the season with 11 total tackles (six solo, five assisted) while Kurpakus had ten total tackles, including eight solo stops. The trio combined for four quarterback sacks.

Also expected to get plenty of playing time are sophomore Benji Abercrombie (6-5, 225, Ambler, Pa. / Archbishop Wood), who moves from linebacker to defensive end, junior James Karasek (6-2, 235, Pacific Grove, Calif. / Pacific Grove), and redshirt senior Jazz Wright (6-1, 250, Bloomfield, Ct. / Bloomfield). Abercrombie recorded eleven tackles in eleven games a year ago. Karasek is a junior college transfer from Monterey (Calif.) Peninsula while Wright has seen limited action in three seasons after starting his collegiate career at Kentucky Wesleyan.

**Linebackers**

Junior Joe Dever (6-3, 220, Cleveland, Ohio / St. Edward), redshirt sophomore Bruno Natter (6-3, 220, Jefferson Hills, Pa. / Thomas Jefferson), and senior Garrett Wild (6-0, 225, Pittsburgh, Pa. / Baldwin) are the projected starters. Ironically, they'll wear jersey numbers 43, 44, and 45 respectively.

Dever enjoyed a breakout sophomore campaign as a starting linebacker. He played in all 11 games, earning nine starts, and finished tied for fourth on the team with 56 total tackles. He led the squad with four fumble recoveries, tied for the team lead with two forced fumbles, and was fourth on the team with seven tackles for a loss. His four fumble recoveries tied for the PSAC lead. Natter appeared in three games and recorded one assisted tackle in the final contest at East Stroudsburg. Wild started all eleven games for the Lakers and finished seventh on the team with 42 total tackles (24 solo, 18 assisted).

Among those competing for playing time will be freshman Zaihe Regus (5-11, 215, Pittsburgh, Pa. / Gateway) and redshirt freshman Jakob Plonski (6-2, 215, Erie, Pa. / Cathedral Prep), who helped the Cathedral Prep Ramblers to the 2012 State Championship.

**Cornerbacks**

The Lakers will rely on a group of experienced players, led by redshirt senior Deonte Huggins (6-1, 170, Bradenton, Fla. / Manatee). Huggins has seen action in 28 games over three

seasons. Last year, he started the final seven games after missing the first four with an injury. He finished the year with 19 total tackles, 16 of which were solo stops. He is tied for 31st on the school's all-time list with five career interceptions.

Also in the mix will be redshirt juniors Keith Robinson, Jr. (5-10, 165, Monroeville, Pa. / Gateway) and Tevin Stewart (5-10, 180, Jacksonville, Fla. / Eagle's View) along with sophomore Dorian Stevens (6-1, 180, Trafford, Pa. / Penn-Trafford). Robinson saw action in ten contests, earning four starts. He recorded 20 total tackles, including 13 solo stops and tied for team lead with six passes broken up. Stewart played in all 11 games a year ago and earned his first collegiate start against Millersville. He ended the season with 22 total tackles, including 16 solo stops. Stevens played in nine games with nine tackles, seven solo. A number of incoming recruits could earn some playing time.

**Safeties**

The safety position is deep, experienced, and should be among the best in the conference. Leading the way at free safety is senior Colin Kimball (5-11, 175, Erie, Pa. / McDowell), who is a preseason All-American candidate. Redshirt senior Pat Behm (6-2, 210, Chagrin Falls, Ohio / Kenston) should highlight the group at strong safety. Joining Kimball and Behm is another talented duo in redshirt seniors Michael Foster (6-2, 200, Jacksonville, Fla. / First Coast) and Keith Polson (5-9, 180, Apopka, Fla. / Apopka).

Kimball enters the 2014 season tied for tenth on the school's all-time list with eight interceptions. He was named a preseason Division II All-American in both the Sporting News National College Football Preseason Magazine and Lindy's College Football 2014 National Edition Preview. The Erie McDowell product enjoyed a breakout season in 2013, starting all 11 games. He led the Lakers with six interceptions for 151 yards and two touchdowns. The six interceptions were the most by a Laker since Neil Harris in 2004. His list of 2013 honors include Capital One Academic All-America® First Team, Capital One Academic All-District First Team, PSAC Fall Top Ten Award Winner, All-PSAC West Second Team, and ECAC All-Star.

Behm was named to the All-PSAC West Second Team after leading the defense in total tackles with 71, including a team-high 52 solo stops. Foster finished tied for fourth on the team with 56 total tackles and ranked second on the team with 42 solo stops. Polson played in nine games and ended the season with 21 total tackles, including 16 solo stops.

Redshirt freshmen Thomas Higgins III (5-9, 185, Erie, Pa. / Mercyhurst Prep) and Alex Smith (6-0, 195, Valencia, Pa. / Mars Area) will contend, among others, for playing time.

**SPECIAL TEAMS****Field Goals and Extra Points**

The Lakers have a gigantic hole to fill in the kicking game with the graduation of Steven Wakefield. Wakefield broke nearly every school record during his four-year career. Last season, Wakefield was 16-of-17 on field goals and 41-of-42 on extra points, finishing with a career-high, and a school-record, 89 points. His 16 field goals shattered the previous record of 11 which was held by Vinny Repucci in 2002, and his career mark of 38 field goals hampered the previous mark of 23, which was held by Phil Scanlon from 2003-06. He left with a laundry list of postseason accolades.

A sophomore is expected to be called upon to fill the void. Jordan Spangler (5-11, 165, Johnstown, Pa. / Bishop McCort) made his only field goal attempt last season and was one-of-two on extra points. Sophomore Dylan Kondis (6-1, 210, New Kensington, Pa. / Plum Area) and newcomer, junior Joseph Gabor (5-8, 160, Cheektowaga, N.Y. / Maryvale) should push Spangler for the job in camp.

**Kickoffs and Punts**

Wakefield also kicked off 56 times a year ago, averaging 61.3 yards per kick and totaling 16 touchbacks. Kondis, the heir apparent, was next with eleven for 54.4 yards per kick and one touchback. Spangler kicked off twice (54.5, 0) and punted the majority of the time, averaging 37.4 yards per punt. Five of his punts traveled more than 50 yards, five were fair caught, nine were downed inside the 20, and one was blocked.

**Punt Returns**

Sophomore Dorian Stevens (6-1, 180, Trafford, Pa. / Penn-Trafford) is the most experienced punt-returner on the 2014 roster. He led the team with eight returns in 2013 and finished second with 60 punt return yards. Stevens averaged 7.5 yards per return. Others expected to field punts are senior Colin Kimball (5-11, 175, Erie, Pa. / McDowell) and sophomore Drew Robinson (5-7, 175, New Castle, Pa. / Union Area). The Lakers returned 14 punts for a combined 150 yards (10.7) a season ago.

**Kickoff Returns**

Robinson returned five kickoffs for 114 yards last season while Stevens brought back three for 55. Don't be surprised if speedy junior Jaquan Williams (6-2, 180, Pittsburgh, Pa. / Penn Hills) returns kicks as well. The Lakers brought back 39 kickoffs for a combined 922 yards (23.6) in 2013.

# 2014 ROSTER



## Alphabetical Roster

No.	Name	Ht.	Wt.	Pos.	Year	Hometown / High School
92	Benji Abercrombie	6-5	225	DL	So.	Ambler, Pennsylvania / Archbishop Wood
36	Kyle Ashburn	6-1	190	DB	R-Fr.	Jefferson, Ohio / Jefferson
90	Andrew Bardusch	6-5	220	DL	Fr.	Webster, New York / Webster Schroeder
87	Pat Barry, Jr.	6-1	200	WR	Sr.	Westlake, Ohio / St. Edward
38	Pat Behm	6-2	210	LB	R-Sr.	Chagrin Falls, Ohio / Kenston
71	Darrell Benjamin	5-10	370	DL	R-Fr.	Cleveland, Ohio / Glenville
54	Trenton Bernat	6-2	245	DL	R-So.	Farrell, Pennsylvania / Kennedy Catholic
67	Beau Bilinsky	6-3	285	OL	Fr.	North Olmsted, Ohio / North Olmsted
30	Albert Black	5-11	235	FB	R-So.	Cleveland, Ohio / Glenville
83	Dylan Bongiorno	6-1	200	WR	Jr.	McDonald, Pennsylvania / West Allegheny
13	Brendan Boylan	6-2	185	QB	R-Jr.	Independence, Ohio / Holy Name
3	Kyle Briggs	6-0	175	WR	R-So.	Buffalo, New York / St. Joseph's
75	Austin Brooks	6-2	275	OL	Fr.	Connellsville, Pennsylvania / Connellsville
24	Brandon Brown-Dukes	5-8	195	RB	R-Jr.	Orlando, Florida / Winter Park
60	Ryan Carroll	6-0	300	DL	So.	Pittsburgh, Pennsylvania / Keystone Oaks
41	Kyle Crawford	6-0	185	RB	R-So.	Ellwood City, Pennsylvania / Lincoln
43	Joe Dever	6-3	220	LB	Jr.	Cleveland, Ohio / St. Edward
57	Jarrett Dolegala	6-2	230	LB	So.	Hamburg, New York / St. Francis
55	Dan Driscoll	6-0	250	OL	R-Jr.	Chagrin Falls, Ohio / Chagrin Falls
22	Tarique Ellis	6-1	175	WR	Jr.	Pittsburgh, Pennsylvania / Plum
16	Zach Emerick	6-2	200	QB	R-So.	Trafford, Pennsylvania / Penn-Trafford
79	Jordan Farrow	6-5	305	OL	Jr.	Center Township, Pennsylvania / Central Valley
61	Jack Finch, Jr.	5-11	240	DL	R-Fr.	Warren, Ohio / Howland
7	Ramroth Finnegan	6-3	215	QB	Fr.	Columbus, Ohio / Whetstone
21	Michael Foster	6-2	200	DB	R-Sr.	Jacksonville, Florida / First Coast
40	Patrick Frey	5-10	215	FB	Fr.	Washington, Pennsylvania / McGuffey
97	Joseph Gabor	5-8	160	K	Jr.	Cheektowaga, New York / Maryvale
19	Michael Gillespie	6-0	185	QB	Fr.	Mullica Hill, New Jersey / Glassboro
11	Nick Goehring	5-8	160	WR	Jr.	Erie, Pennsylvania / McDowell
50	Frank Golinello	6-0	230	LB	Fr.	Brewster, New York / Brewster
95	Michael Gonzalez	6-3	220	DL	Fr.	Lakeland, Florida / Lake Gibson
72	Logan Gotshall	6-6	255	OL	R-Fr.	Etters, Pennsylvania / Red Land Area
51	Jake Green	6-3	260	OL	R-Jr.	Waterford, Pennsylvania / Fort LeBoeuf
98	Dennis Gregor	5-11	195	TE	Fr.	Finleyville, Pennsylvania / Ringgold
76	Ben Gysin	6-5	275	OL	R-Sr.	East Palestine, Ohio / East Palestine
47	Curtis Hansford	6-2	250	DL	R-Sr.	Defiance, Ohio / Tinora
76	Jarrod Harrah	6-3	235	DL	Fr.	Ashtabula, Ohio / Edgewood
66	Amir Haywood	6-1	310	DL	R-Fr.	State College, Pennsylvania / State College
31	Thomas Higgins III	5-9	185	DB	R-Fr.	Erie, Pennsylvania / Mercyhurst Prep
85	Donny Holl	6-2	220	TE	R-Jr.	Cranberry Township, Pennsylvania / Seneca Valley
1	Deonte Huggins	6-1	170	DB	R-Sr.	Bradenton, Florida / Manatee
74	Adam Hunter	6-2	270	OL	Fr.	Ellwood City, Pennsylvania / Lincoln
35	James Karasek	6-2	235	DL	Jr.	Pacific Grove, California / Pacific Grove
26	Colin Kimball	5-11	175	DB	Sr.	Erie, Pennsylvania / McDowell
59	Jackson Kirby	6-4	300	OL	Fr.	Olmsted Falls, Ohio / St. Edward
93	Dylan Kondis	6-1	210	P/K	So.	New Kensington, Pennsylvania / Plum Area
82	Casey Kraft	5-7	180	WR	R-Fr.	Mentor, Ohio / Mentor
84	Ryan Kronmiller	6-2	235	TE	Fr.	Doylestown, Pennsylvania / Central Bucks East
39	Cody Kupchella	5-10	200	FB	Fr.	Ebensburg, Pennsylvania / Central Cambria
53	Nick Kurpakus	6-2	260	DL	R-Sr.	Glenshaw, Pennsylvania / Shaler Area
48	T.J. Latimer	6-0	240	FB	R-Jr.	Warren, Pennsylvania / Warren Area
23	Trey Lincoln	6-1	175	DB	Fr.	Northfield, Ohio / Nordonia



# 2014 ROSTER

No.	Name	Ht.	Wt.	Pos.	Year	Hometown / High School
58	Eric Lorenzen	6-3	270	OL	Fr.	Powell, Ohio / Olentangy Liberty
	Anderson Lovell	5-9	195	LB	Jr.	Syracuse, New York / Cicero-North Syracuse
28	Chris Lyle	5-7	180	RB	Sr.	Sunrise, Florida / North Broward Prep
89	John Matarazzo	6-4	250	TE	Jr.	New Castle, Pennsylvania / New Castle
72	Arien Mayeux	6-2	260	OL	Fr.	Baltimore, Maryland / Gilman School
95	Eric McCave	6-2	220	DL	Fr.	Wheeling, West Virginia / Wheeling Park
37	Emmanuel McDowell	5-8	165	DB	Fr.	York, Pennsylvania / York Suburban
77	Ryan Michaels	6-6	225	OL	R-Fr.	Monaca, Pennsylvania / Central Valley
88	Andrew Miller	6-3	215	TE	R-So.	Pittsburgh, Pennsylvania / North Hills
25	R.J. Miller	6-3	255	TE	R-Sr.	Pittsburgh, Pennsylvania / North Hills
35	Alex Misterman	5-7	185	RB	R-Fr.	West Seneca, New York / St. Francis
9	Danny Moyer	6-0	180	RB	R-So.	Altoona, Pennsylvania / Altoona
12	Robbie Nash	6-1	200	QB	R-Fr.	Concord, Ohio / Notre Dame Cathedral Latin
44	Bruno Natter	6-3	220	LB	R-So.	Jefferson Hills, Pennsylvania / Thomas Jefferson
	Wesley Nesmith	6-1	175	QB	R-Fr.	Beaver Falls, Pennsylvania / Beaver Falls
80	Brad Novak	5-11	185	WR	Fr.	North Olmsted, Ohio / North Olmsted
64	Joe Noviello	6-2	280	OL	R-So.	New Castle, Pennsylvania / New Castle
20	Martin Oduho	5-11	180	DB	R-Jr.	Erie, Pennsylvania / McDowell
55	Rocky Owens	6-1	200	LB	Fr.	North East, Pennsylvania / North East
68	Dylan Palmiter	6-4	270	OL	R-Fr.	Johnson City, New York / Johnson City
46	Gregory Pantuso	5-11	185	DB	Fr.	South Park, Pennsylvania / South Park
62	Josh Paugh	6-2	250	OL	Fr.	Endicott, New York / Union-Endicott
52	Jakob Plonski	6-2	215	LB	R-Fr.	Erie, Pennsylvania / Cathedral Prep
10	Keith Polson	5-9	180	DB	R-Sr.	Apopka, Florida / Apopka
56	Sean Powell	6-0	205	LB	Sr.	Baltimore, Maryland / Northeastern
91	Zaihe Regus	5-11	215	LB	Fr.	Pittsburgh, Pennsylvania / Gateway
32	Bijan Rhett	5-9	195	RB	Fr.	Essex, Maryland / Gilman School
34	Craig Riche	5-9	160	RB	Fr.	Summerfield, Florida / Belleview
27	Drew Robinson	5-7	175	RB	So.	New Castle, Pennsylvania / Union Area
2	Keith Robinson, Jr.	5-10	165	DB	R-Jr.	Monroeville, Pennsylvania / Gateway
73	Dustin Rogalla	6-7	350	OL	R-Fr.	Beaver, Pennsylvania / Beaver Area
65	Conall Ryan	6-2	250	DL	R-Fr.	Floral Park, New York / Kellenburg Memorial
86	Nick Slonac	6-3	230	TE	R-So.	Mechanicsburg, Pennsylvania / Trinity
46	Alex Smith	6-0	195	DB	R-Fr.	Valencia, Pennsylvania / Mars Area
49	Chris Smith	6-0	190	DB	R-Fr.	Valencia, Pennsylvania / Mars Area
14	Zach Smith	5-10	175	WR	R-Fr.	Rochester, New York / Greece Arcadia
99	Jordan Spangler	5-11	165	K/P	So.	Johnstown, Pennsylvania / Bishop McCort
	Garrett Spiewak	6-4	260	OL	Fr.	Mechanicsburg, Pennsylvania / Mechanicsburg
78	Steven Stauss	6-5	300	OL	Fr.	Oakfield, New York / Albion
29	Dorian Stevens	6-1	180	DB	So.	Trafford, Pennsylvania / Penn-Trafford
4	Tevin Stewart	5-10	180	DB	R-Jr.	Jacksonville, Florida / Eagle's View
42	Kazimer Struna	6-1	165	WR	Fr.	Concord, Ohio / Lake Catholic
18	Alex Welker	6-0	190	WR	R-Fr.	New Castle, Pennsylvania / Neshannock
45	Garrett Wild	6-0	225	LB	Sr.	Pittsburgh, Pennsylvania / Baldwin
17	Jaquan Williams	6-2	180	WR	Jr.	Pittsburgh, Pennsylvania / Penn Hills
8	Trae Williams	6-1	215	LB	R-So.	Beachwood, Ohio / Orange
11	Vishawn Williams	6-2	195	DB	Sr.	Kingsland, Georgia / Camden County
63	Collin Woss	6-3	315	OL	R-Fr.	Belle Vernon, Pennsylvania / Belle Vernon
94	Jazz Wright	6-1	250	DL	R-Sr.	Bloomfield, Connecticut / Bloomfield
81	Stephen Yarbrough	6-3	220	WR	R-Sr.	Beachwood, Ohio / Beachwood
96	Ben Young	6-0	180	WR	Fr.	New Castle, Pennsylvania / Union Area
39	Jordan Zakroczemski	5-10	210	FB	R-Fr.	Bowonsville, New York / St. Francis

\*Numbers are subject to change

# 2014-RETURNING-PLAYERS



Pat Barry, Jr.



**M** **WR**  
**6-1, 200**  
**Senior**  
**Westlake, Ohio**  
**St. Edward**  
**PAT**  
**BARRY JR.**

2013: Played in eight of the team's 11 games on special teams and in wide receiver rotation... caught six passes for 68 yards and one touchdown...recorded first collegiate reception for 11 yards in win over Millersville on September 14...established career-highs in receptions (3) and yards receiving (27) in loss at Slippery Rock...caught first collegiate touchdown, a 16-yard catch, in win over Cheyney on October 5. 2012: Appeared in two games on special teams...played at Notre Dame College in the season opener and at Indiana (Pa.). 2011: Appeared in five games on special teams...did not register any statistics. **High School:** Attended St. Edward High School where he competed in football...team won the State Championship...caught a touchdown pass in the state title game...had 20 catches with zero drops in high school. **Personal:** Born August 6, 1992...majoring in intelligence studies and minoring in computer science...son of Pat Barry Sr. and Rachel Barry...has one sister, Maddie...dad played football at Xavier University.

### PAT BARRY, JR. CAREER STATISTICS

	GP	REC	YDS	AVG	TD	LONG
2011	5	0	0	0.0	0	0
2012	2	0	0	0.0	0	0
2013	8	6	68	11.3	1	16
<b>TOTAL</b>	<b>15</b>	<b>6</b>	<b>68</b>	<b>11.3</b>	<b>1</b>	<b>16</b>



**M** **DL**  
**6-5, 225**  
**Sophomore**  
**Ambler, Pa.**  
**Archbishop Wood**  
**BENJI**  
**ABERCROMBIE**

2013: Appeared in all 11 games as a freshman...recorded five solo stops and six assisted stops for 11 total tackles...had a season-high five stops (all assists) in loss at Slippery Rock on September 28...had only tackle for a loss (two yards) in loss at Clarion on September 21. **High School:** Was a four-year letterwinner in football and baseball at Archbishop Wood High School...posted 68 tackles, nine tackles for a loss, and eight quarterback sacks in 2012...also broke up five passes and forced two fumbles...was a two-year starter, helping the team to two State Finals appearances in 2011 and 2012, winning the State Championship in 2011...was an Honorable Mention Philadelphia All-Catholic member in both football and baseball...did volunteer work for "The Miracle League of Northampton" and "Athletes Helping Athletes." **Personal:** Born December 15, 1994...majoring in intelligence studies...son of Rena and Jamie Abercrombie...has two brothers, Jamie and Jack... Jamie plays baseball at Temple while Jack plays football at California (Pa.)...father played football at Westminster...cousin is Don Barclay, who is a member of the Green Bay Packers.

### BENJI ABERCROMBIE CAREER STATISTICS

	GP	UA	A	TOT	TFL-Yds	SACKS-Yds	INT	PD	FF	FR
2013	11	5	6	11	1.0-2	0-0	0	1	0	0
<b>TOTAL</b>	<b>11</b>	<b>5</b>	<b>6</b>	<b>11</b>	<b>1.0-2</b>	<b>0-0</b>	<b>0</b>	<b>1</b>	<b>0</b>	<b>0</b>



**M** **LB**  
**6-2, 210**  
**Redshirt Senior**  
**Chagrin Falls, Ohio**  
**Kenston**  
**PAT**  
**BEHM**

2013: Played in all 11 games, earning ten starts for the Lakers...named to All-PSAC West Second Team after leading team in total tackles with 71, including a team-high 52 solo stops...was also named team's Outstanding Defensive Back at annual postseason banquet...ranked 28th in the PSAC in total tackles and 27th in tackles per game...had two tackles for a loss, one interception, one pass breakup, and one forced fumble...finished with a career-high 15 total tackles, including a dozen solo stops, in win at East Stroudsburg on November 16...had nine tackles (all solo) and interception for 34 yards in win at California (Pa.) on November 9...had at least two tackles in all 11 games and reached five tackles or more on eight different occasions...had one tackle for a loss in wins over Cheyney and Seton Hill. 2012: Started all 11 games for the Lakers at linebacker... finished eighth on the team with 43 total tackles, including 20 solo stops...had 3.5 tackles for a loss and 1.5 sacks during the season...also broke up two passes, forced a fumble, and recovered a fumble...had a season-high ten tackles (two solo, eight assisted) in win at Edinboro on October 27...in that game, also had 1.5 tackles for a loss, 1.5 sacks, and forced a fumble...had seven stops in season-ending win over East Stroudsburg on November 10...had four solo stops and a tackle for a loss in win at Millersville on September 8. 2011: Appeared in all 11 games making his first career start in the last game of the season against Shippensburg on November 12... posted 16 tackles (six solo, ten assisted) on the season...had first career interception at Clarion on November 5...posted a season-high seven stops against Indiana including four solo tackles... was a solid contributor on special teams coverage and return units. 2010: Did not see action... was a member of the 2011 Mercyhurst Men's Lacrosse team that won the NCAA Division II National Championship in May. **High School:** Three-sport athlete lettering in football, lacrosse, and basketball...in football, he was named All-Ohio Division II Defensive Player of the Year, First Team All-Ohio, NE Lakes Defensive Player of the Year and Cleveland Touchdown Club Defensive Player



**M** **DB**  
**6-1, 190**  
**Redshirt Freshman**  
**Jefferson, Ohio**  
**Jefferson**  
**KYLE**  
**ASHBURN**

2013: Did not see action. **High School:** Was a three-year letterwinner in football at Jefferson Area High School...posted 31 catches for 503 yards and 11 total touchdowns as a senior...averaged 34.3 yards per kickoff return, including a return for a touchdown...also had 69 total tackles, three forced fumbles, and three fumble recoveries on defense...was a First Team All-Ashtabula County, First Team All-American Conference, and a First Team All-Region selection...also played baseball and holds school record for most triples in a season.

of the Year...in lacrosse, named Second Team All-Ohio and was the team's Most Valuable Player for two years...in basketball, helped team to a conference championship with an 18-4 record... named Kenston High School's Male Athlete of the Year. **Personal:** Son of Mike and Kim Behm... brothers include John and Dan... majoring in business intelligence... father wrestled at John Carroll University while brothers Dan played soccer at West Virginia Wesleyan College and John plays football at Davidson.

### PAT BEHM CAREER STATISTICS

	GP	UA	A	TOT	TFL-Yds	SACKS-Yds	INT	PD	FF	FR
2011	11	6	10	16	0-0-0	0-0	1-2	1	0	0
2012	11	20	23	43	3.5-11	1.5-6	0	2	1	1
2013	11	52	19	71	2.0-7	0-0	1-34	2	1	0
<b>TOTAL</b>	<b>33</b>	<b>78</b>	<b>52</b>	<b>130</b>	<b>5.5-18</b>	<b>1.5-6</b>	<b>2-36</b>	<b>5</b>	<b>2</b>	<b>1</b>



Pat Behm

**M DL**  
**6-2, 245**  
**Redshirt Sophomore**  
**Farrell, Pa.**  
**Kennedy Catholic**  
**TRENTON BERNAT**

2013: Appeared in three games...did not record any statistics. 2012: Did not see action. **High School:** Played football at Kennedy Catholic...was an All-Region selection as a senior at both tight end and defensive end. **Personal:** Born November 10, 1992...majoring in criminal justice...son of John and Kim Bernat...has two brothers, Logan and Kolby, and one sister, Chelsea.

**M FB**  
**5-11, 235**  
**Redshirt Sophomore**  
**Cleveland, Ohio**  
**Glenville**  
**ALBERT BLACK**

2013: Saw action in wins over Millersville and Cheyney...did not record any statistics. 2012: Did not see action. **High School:** Played football at Glenville High School...started at fullback for traditional Cleveland-area powerhouse...helped the Tarblooders to two Senate League titles and a Division 1 state playoff game appearance...also played linebacker on defense. **Personal:** Born September 20, 1994...major is undecided...son of Albert Black and Kymberly Dula...has two brothers, Travis and Brandon, and one sister, Phoenix...father played football at Youngstown State.

**M DL**  
**5-10, 370**  
**Redshirt Freshman**  
**Cleveland, Ohio**  
**Glenville**  
**DARRELL BENJAMIN**

2013: Did not see action. **High School:** Attended Ginn Academy and played football for Glenville High School...was a member of the All-Ohio All-Academic Team and was a Harvard Book Prize awardee...was Ginn Academy's Valedictorian...was a Phi Beta Kappa member...was a Senate League All-Star and was a member of the All-District Team...team captain senior season...played in the East vs West All-Star Game. **Personal:** Born March 9, 1995...majoring in business management with a minor in psychology...son of Lisa Jenkins...has four siblings, Damien, LaToya, Srebnica, and De'Asia.



Dylan Bongiorno

**M WR**  
**6-1, 200**  
**Junior**  
**McDonald, Pa.**  
**West Alleghany**  
**DYLAN BONGIORNI**

2013: Played in all 11 games and recorded seven receptions for 52 yards...all seven grabs came in the first five games of the season...recorded first career reception at Bentley on September 7...set career bests with three catches for 23 yards in win over Millersville...seven receptions were tied for seventh on team. 2012: Appeared in five games for the Lakers, primarily on special teams...also saw time at wide receiver...played in home games against Clarion, California (Pa.), and East Stroudsburg...saw time on the road against Cheyney and Gannon...did not record any statistics. **High School:** Four-year letterman in football and basketball and three-year letterwinner in track and field...was team captain during senior year...named to Pittsburgh Post-Gazette Feb 22 West in football...was a First Team All-Conference selection in football three times and twice in basketball...finished his career with more than 4,000 passing yards and 41 touchdowns and also rushed for

# 2014-RETURNING-PLAYERS



more than 1,000 yards and 17 scores. **Personal:** Born August 25, 1993...major is undecided...son of John and Tracy Bongiorno...has one brother, Brenden...brother played football at Slippery Rock and uncle played football at California (Pa.).

## DYLAN BONGIORNI CAREER STATISTICS

	GP	REC	YDS	AVG	TD	LONG
2012	5	0	0	0.0	0	0
2013	11	7	52	7.4	0	9
TOTAL	16	7	52	7.4	0	9



**M** **QB**

**6-2, 185**  
**Redshirt Junior**  
**Independence, Ohio**  
**Holy Name**

**BRENDAN BOYLAN**

**2013:** Appeared in all 11 games, primarily as the holder on extra points and field goals...completed first career pass for nine yards on fake field goal at Bentley on September 7. **2012:** Appeared in five games, primarily on special teams...saw action in four home games - Clarion, Slippery Rock, California (Pa.), and East Stroudsburg...also played at Gannon...played one series at quarterback in 40-7 victory over California (Pa.) on November 3. **2011:** Did not see action. **High School:** Played football and baseball at Holy Name High School...was a First Team All-League selection...voted the team's Most Valuable Player. **Personal:** Born May 7, 1993...majoring in sport business with a minor in marketing...son of Terry and Nancy Boylan.

## BRENDAN BOYLAN CAREER STATISTICS

	PASSING	GP	ATT-COMP	YDS	PCT	TD	INT	LONG
2012		5	0-0	0	0.0	0	0	0
2013		11	1-1	9	100.0	0	0	9
TOTAL		16	1-1	9	100.0	0	0	9



**M** **WR**

**6-0, 175**  
**Redshirt Sophomore**  
**Buffalo, N.Y.**  
**St. Joseph's**

**KYLE BRIGGS**

**2013:** Saw action in three games and caught three passes for 45 yards and one touchdown...had two catches, including first collegiate reception, for 27 yards and score at Slippery Rock on September 28...hauled in one pass for 18 yards in win over Cheyney on October 5. **2012:** Did not see action. **High School:** Played football, basketball, and baseball at St. Joseph's Collegiate...was a 2011 All-Western New York Second Team selection and was a First Team All-Catholic honoree...also a member of the 2011 All-Western New York All-Academic Team...was named the Channel 4 Scholar-Athlete of the Month...was an All-State Honorable Mention selection...had 40 catches for 761 yards (second-highest total at St. Joseph's) and 10 touchdowns during senior season. **Personal:** Born March 1, 1994...majoring in forensic science and biology...son of Kevin and Corientha Briggs...has two siblings, Kirby and Charles.

## KYLE BRIGGS CAREER STATISTICS

	GP	REC	YDS	AVG	TD	LONG
2013	3	3	45	15.0	1	18
TOTAL	3	3	45	15.0	1	18



**M** **RB**

**5-8, 195**  
**Redshirt Junior**  
**Orlando, Fla.**  
**Winter Park**

**BRANDON BROWN-DUKES**

Enters 2014 season third on school's all-time rushing list with 2,303 yards...only Craig Woodard (2,315) and Richard Stokes (3,381) have more...ranked fourth on all-time list with 24 rushing touchdowns...ranks ninth on school's all-time list with 2,441 all-purpose yards...ranked eighth on school's all-time scoring list with 144 career points...has 11 career 100-yard games (second-most in school history; Richard Stokes - 14) **2013:** Played in 10 games, missing the California (Pa.) game due to an injury...led Lakers for second year in a row with 1,008 yards rushing and eight touchdowns on just 144 carries...named to All-PSAC West First Team and Don Hansen All-Super Region One Third Team for second consecutive season...named team's Most Valuable Player and Offensive Player of the Year at annual postseason banquet...became first running back in school history to record back-to-back 1,000-yard seasons on the ground...also became first rusher in school history to have more than one 1,000-yard season in his career...averaged 7.0 yards per carry and 100.8 yards per game...also caught nine passes for 27 yards out of the backfield...led team in all-purpose yards with 1,035 and was second on team with 1,008 yards of total offense...had five 100-yard rushing performances during the season...career-high 221 yards and two touchdowns in win over Gannon on October 17 (broke previous high of 213 against Millersville in 2012)...became first running back in school history to rush for more than 200 yards in a game more than once in career...also had one catch for 26 yards for a total of 247 all-purpose yards in game against Gannon...had 142 yards and season-high three touchdowns in win over Millersville on September 14...had career-long 77-yard touchdown run at Clarion on September 21 (fourth-longest run in school history). **2012:** Started all 11 games at tailback for the Lakers, replacing Richie Sanders, who sat out the season due to a shoulder injury...was named the PSAC West Freshman of the Year and earned a spot on the All-PSAC West First Team...also named to Don Hansen All-Super Region One Third Team...named team's Offensive Player of the Year and Most Valuable Player at annual postseason banquet...finished his remarkable rookie season fourth in the PSAC with 1,295 yards rushing and second in the conference with 16 rushing touchdowns...had six 100-yard games and four games of at least 150 yards, including a season-high 213 yards against Millersville in the second week of the season...scored at least one touchdown in nine of Mercyhurst's 11 games and had at least two scores in five of those contests...his 1,406 all-purpose yards ranked seventh in the conference and led the Lakers...caught six passes for 68 yards and also returned two kickoffs for 43 yards...finished 19 yards shy of breaking the program's single-season rushing record...established single-season school records in rushing touchdowns (16), regular season rushing yards (1,295), rushing yards by a freshman (1,295), and rushing yards per game (117.7)...tied the school record for most touchdowns of any kind scored in a single-season with 16, tying Trevor Kennedy's mark from 2011...became fifth running back in program history to rush for 200 yards in a game, rushing for 213 against Millersville on September 8...had three consecutive games of 150 or more rushing yards, tying the program record (Richard Stokes, 2007)...had season-high three rushing touchdowns at Millersville and at Cheyney...had 192 rushing yards and a touchdown in win at Gannon...had a season-long 65-yard run in win over Clarion on September 15. **2011:** Did not see action. **High School:** Played football and participated in track and field at Winter Park High School...team advanced to the playoffs three times, winning back-to-back district titles...lost only one game during last two seasons...during senior campaign, rushed for 1,100 yards and 16 touchdowns...also had two receiving touchdowns. **Personal:** Born April 29, 1992...majoring in sport business...son of Lisa Brown-Dukes...has one brother, Brylan, and one sister, Bryanna.

## BRANDON BROWN-DUKES CAREER STATISTICS

	RUSH	GP	ATT	YDS	AVG	TD	LONG
2012		11	244	1295	5.3	16	65
2013		10	144	1008	7.0	8	77
TOTAL		21	388	2303	5.9	24	77

	REC	GP	REC	YDS	AVG	TD	LONG
2012		11	6	68	11.3	0	29
2013		10	9	27	3.0	0	26
TOTAL		21	15	95	6.3	0	29




Brandon Brown-Dukes

**M DL**  
**6-0, 300**  
**Sophomore**  
**Pittsburgh, Pa.**  
**Keystone Oaks**  
**RYAN CARROLL**

2013: Played in all 11 games on the defensive line, earning ten starts...was named the ECAC Division II Defensive Rookie of the Year after finishing third on the team with eight tackles for a loss and tied for third on the team with two quarterback sacks...also named team's Newcomer of the Year at annual postseason banquet...had 24 total tackles, 20 of which were solo stops...had season-high six tackles (all solo) and season-high tying two tackles for a loss in win over Edinboro on November 2...had four tackles, two tackles for a loss, and a sack in win at Seton Hill on October 12...had other sack in win over Gannon on October 17...recorded at least one tackle in eight games. **High School:** Was a three-year letterwinner in football at Keystone Oaks High School...earned the Keystone Oaks' Wardaddy Award in sophomore and junior seasons...won the Keystone Oaks Defensive Lineman of the Year award...named to Pittsburgh Tribune All-WPIAL Team...was an All-Century Conference First Team selection...member of the Academic Honor Roll...was an Almanac Honorable Mention All-Star. **Personal:** Born December 12, 1994...major is undecided...son of Laura Green and Edward Carroll...has one brother, Brandon.

**RYAN CARROLL CAREER STATISTICS**

	GP	UA	A	TOT	TFL-Yds	SACKS-Yds	INT	PD	FF	FR
2013	11	20	4	24	8.0-19	2.0-11	0	0	0	0
<b>TOTAL</b>	<b>11</b>	<b>20</b>	<b>4</b>	<b>24</b>	<b>8.0-19</b>	<b>2.0-11</b>	<b>0</b>	<b>0</b>	<b>0</b>	<b>0</b>



Ryan Carroll

**M RB**  
**6-0, 185**  
**Redshirt Sophomore**  
**Ellwood City, Pa.**  
**Lincoln**  
**KYLE CRAWFORD**

2013: Did not see action. 2012: Did not see action. **High School:** Was a First Team All-Conference selection at wide receiver, defensive back, and punter...was a Top 22 Pittsburgh West Post-Gazette selection...named to MAC Top 22 First Team. **Personal:** Born January 13, 1994...majoring in criminal justice.

**BRANDON BROWN-DUKES RECORD WATCH**

**RUSHING YARDS**

RK	NAME	CAREER YARDS	TRAILS BY
1	Richard Stokes (2005-08)	3,381	-
2	Craig Woodard (1992-95)	2,315	1,066
3	<b>Brandon Brown-Dukes (2012-)</b>	<b>2,303</b>	<b>1,078</b>

**RUSHING TOUCHDOWNS**

RK	NAME	CAREER TDS	TRAILS BY
1	Richard Stokes (2005-08)	37	-
2	Justin Gibson (1996-00)	30	7
3	Tim Ruth (1982-85)	28	9
4	<b>Brandon Brown-Dukes (2012-)</b>	<b>24</b>	<b>13</b>

**ALL-PURPOSE YARDS**

RK	NAME	CAREER YARDS	TRAILS BY
1	Richard Stokes (2005-08)	4,744	-
2	Trevor Kennedy (2008-11)	4,249	495
3	Ed Bailey (1997-00)	4,026	718
4	Scott Gorring (1984-87)	3,258	1,486
5	Craig Woodard (1992-95)	2,940	1,804
6	Justin Siemon (1997-00)	2,773	1,971
7	Brian Haberstock (1987-90)	2,705	2,039
8	Justin Gibson (1996-00)	2,550	2,194
9	<b>Brandon Brown-Dukes (2012-)</b>	<b>2,441</b>	<b>2,303</b>

**SCORING**

RK	NAME	CAREER PTS	TRAILS BY
1	Steven Wakefield (2010-13)	278	-
2	Richard Stokes (2005-08)	242	36
3	Justin Gibson (1996-00)	216	62
4	Trevor Kennedy (2008-11)	188	90
5	Ed Bailey (1997-00)	174	104
6	Tim Ruth (1982-85)	168	110
7	Phil Scanlon (2002-06)	165	113
8	<b>Brandon Brown-Dukes (2012-)</b>	<b>144</b>	<b>134</b>

# 2014-RETURNING-PLAYERS




**M** **LB**

**6-3, 220**  
**Junior**  
**Cleveland, Ohio**  
**St. Edward**

**JOE DEVER**

2013: Enjoyed a breakout sophomore campaign as a starting linebacker for the Lakers...played in all 11 games, earning nine starts, and finished tied for fourth on the team with 56 total tackles...tied for third on team with 40 solo tackles...led squad with four fumble recoveries, tied for team lead with two forced fumbles, and was fourth on team with seven tackles for a loss...his four fumble recoveries was tied for the PSAC lead...had at least one tackle in all 11 games with a season-high 12 stops (eight solo, four assisted) against Indiana (Pa.) on October 26...had ten total tackles (six solo) and a tackle for a loss in victory at California (Pa.) on November 9...had five solo tackles, two tackles for a loss, two sacks, two forced fumbles, and two fumble recoveries in win over Gannon on October 17. 2012: Played in nine of Mercyhurst's eleven games as a freshman, primarily on special teams and as a backup linebacker...had seven total tackles on the season, six of which were solo stops...had three tackles for a loss of ten yards...had season-high three solo stops and picked up two tackles for a loss in win at Cheyney on September 29...had three total tackles (two solo) and a tackle for a loss in win at Millersville on September 8. **High School:** Played football and basketball at St. Edward High School...participated in the East-West All-Star Game...was a Cleveland Sun Post Honorable Mention selection...had 50 tackles, including eight tackles for a loss, and broke up five passes as a senior...established a personal-best 14 tackles against Cincinnati Moeller. **Personal:** Born August 25, 1993...major is undecided...son of Kevin and Elizabeth Dever...has two sisters, Bridget and Molly, and one brother, Kevin.

### JOE DEVER CAREER STATISTICS

	GP	UA	A	TOT	TFL-Yds	SACKS-Yds	INT	PD	FF	FR
2012	9	6	1	7	3.0-10	0-0	0	0	0	0
2013	11	40	16	56	7.0-27	2.0-16	0	0	2	4
<b>TOTAL</b>	<b>20</b>	<b>46</b>	<b>17</b>	<b>63</b>	<b>10.0-37</b>	<b>2.0-16</b>	<b>0</b>	<b>0</b>	<b>2</b>	<b>4</b>




**M** **OL**

**6-0, 250**  
**Redshirt Junior**  
**Chagrin Falls, Ohio**  
**Chagrin Falls**

**DAN DRISCOLL**

2013: Participated in four games on the offensive line...saw action in wins over Millersville, Cheyney, and Seton Hill...also played at Slippery Rock. 2012: Did not see action. 2011: Did not see action. **High School:** Played football and participated in track and field at Chagrin Falls High School...team went 27-3 while he was a starter...made two state finals appearances...was an All-State selection at nose tackle...All-Conference offensive and defensive lineman. **Personal:** Born August 22, 1992...majoring in intelligence studies...son of Tim and Brenda Driscoll...has one brother, Jason, and one sister, Shannon.



**M** **LB**

**6-2, 230**  
**Sophomore**  
**Hamburg, N.Y.**  
**St. Francis**

**JARRETT DOLEGALA**

2013: Appeared in the final ten games of the season and finished with 11 total tackles - eight solo and three assisted...had a season-high four tackles, including three solo, in win at Seton Hill on October 12...eight of his 11 tackles came during a three-week stretch - September 28 through October 12...had one pass breakup against Millersville.

### JARRETT DOLEGALA CAREER STATISTICS

	GP	UA	A	TOT	TFL-Yds	SACKS-Yds	INT	PD	FF	FR
2013	10	8	3	11	0-0	0-0	0	1	0	0
<b>TOTAL</b>	<b>10</b>	<b>8</b>	<b>3</b>	<b>11</b>	<b>0-0</b>	<b>0-0</b>	<b>0</b>	<b>1</b>	<b>0</b>	<b>0</b>



**M** **QB**

**6-2, 200**  
**Redshirt Sophomore**  
**Trafford, Pa.**  
**Penn-Trafford**

**ZACH EMERICK**

2013: Appeared in five games for the Lakers at quarterback...completed 15-of-25 passes for 143 yards and one touchdown...recorded first collegiate completion in victory over Millersville on September 14...went 7-of-12 for 67 yards and first collegiate touchdown against Slippery Rock on September 28...completed a season-long 27-yard pass to fullback Jeff Groene in win at Seton Hill on October 12. 2012: Did not see action. **High School:** Participated in basketball, football, and baseball at Penn-Trafford High School...was a three-year starter and was team captain during senior year...First Team All-Conference at quarterback during senior year...threw for 3,555 yards and 33 touchdowns during his career...threw for 1,425 yards and 15 touchdowns as a senior...also rushed for 782 yards and ten touchdowns for his career...in baseball, was a First Team All-Conference selection. **Personal:** Born January 10, 1994...majoring in business management...son of Wayne and Jeanne Emerick...father played football at Juniata.

### ZACH EMERICK CAREER STATISTICS

	PASSING	GP	ATT-COMP	YDS	PCT	TD	INT	LONG
2013		5	25-15	143	60.0	1	0	27
<b>TOTAL</b>		<b>5</b>	<b>25-15</b>	<b>143</b>	<b>60.0</b>	<b>1</b>	<b>0</b>	<b>27</b>



**M OL**

6-5, 305  
**Junior**  
 Center Township, Pa.  
 Central Valley

**JORDAN FARROW**



**M DB**

6-2, 200  
**Redshirt Senior**  
 Jacksonville, Fla.  
 First Coast

**MICHAEL FOSTER**

2013: Appeared in nine games, earning five starts on the offensive line...helped Mercyhurst to the second-best rushing attack in the PSAC (behind only Bloomsburg)...ground game averaged 243.3 yards per game during the season and averaged 5.8 yards per carry (second to Bloomsburg)...helped block for Brandon Brown-Dukes, who became the first player in school history to rush for 1,000 yards in back-to-back seasons (finished with 1,008 in 2013)...integral part of offensive line that helped Mercyhurst have the best time of possession in the conference (32:50). 2012: Appeared in six games for the Lakers as a freshman working his way into the offensive line rotation at the end of the year...Mercyhurst had the third-best rushing attack in the PSAC, averaging 204.1 yards on the ground during the season...the Lakers also had the fourth-highest time of possession in the conference (31:01)...helped to pave the way for PSAC West Freshman of the Year, Brandon Brown-Dukes, who set the school's rushing record for yards by a freshman with 1,295 yards - just 19 yards shy of the school's all-time record...the Lakers, as a team, rushed for 28 touchdowns in 2012, tied for third-most in the conference. **High School:** Played football at Central Valley High School...was a two-year starter at left tackle...also saw action at defensive tackle...was a unanimous selection for All-Conference First Team as a senior...also named to Pennsylvania Football News Third Team All-State...selected to play in the PSFCA East/West All-Star Game...recorded more than 35 pancake blocks and gave up only two sacks in 25 career starts. **Personal:** Born August 12, 1993...major is undecided...son of Ray and Ruth Farrow...has one brother, Brandyn, and one sister, Ashlee...father played football at Akron.


2013: Played in all 11 games, earning nine starts...finished tied for fourth on team with 56 total tackles...ranked second on team with 42 solo stops...tied for third on team with four pass breakups and tied for second on squad with one blocked kick...had at least four tackles in all 11 games during the season...had season-high eight tackles (seven solo) in win over Cheyney on October 5...had five tackles (four solo) and blocked kick in win at Seton Hill on October 12...only tackle for loss on season came against Indiana (Pa.) on October 26. 2012: Played in all 11 games and earned starts at Edinboro on October 27 and at home against East Stroudsburg on November 10...finished the season with 28 total tackles, including 15 solo stops...had two tackles for a loss and broke up six passes...posted a career-best nine tackles, had a tackle for a loss, and broke up a pass in win at Edinboro...had at least one tackle in nine of his eleven games...finished the season with 17 tackles over the last three games...had four tackles and broke up two passes in win over California (Pa.) on November 3. 2011: Appeared in ten games for the Lakers including his first career start against Slippery Rock...recorded 18 tackles including 10 solo stops...posted a season-high eight tackles at Shippensburg in the final game of the season...had two pass break-ups on the season in wins over C.W. Post (34-7) and Clarion (42-38). 2010: Did not see action. **High School:** Played football at First Coast High School where he was named Defensive Player of the Year. **Personal:** Majoring in hospitality management...son of James and Michelle Foster...has one brother, James Foster IV.



Jordan Farrow

**MICHAEL FOSTER CAREER STATISTICS**

	GP	UA	A	TOT	TFL-Yds	SACKS-Yds	INT	PD	FF	FR
2011	10	10	8	18	0.0-0	0-0	0	2	0	0
2012	11	15	13	28	2.0-4	0-0	0	6	0	0
2013	11	42	14	56	1.0-3	0-0	0	4	0	0
<b>TOTAL</b>	<b>32</b>	<b>67</b>	<b>35</b>	<b>102</b>	<b>3.0-7</b>	<b>0-0</b>	<b>0</b>	<b>12</b>	<b>0</b>	<b>0</b>



Michael Foster



**M DL**

5-11, 240  
**Redshirt Freshman**  
 Warren, Ohio  
 Howland

**JACK FINCH JR.**

2013: Did not see action. **High School:** Was a two-time letterwinner in wrestling and one-time letterwinner in football at Howland High School. **Personal:** Born November 16, 1994...majoring in athletic training...son of Jack and Wendy Finch.

# 2014 RETURNING PLAYERS




**M OL**

6-6, 255  
**Redshirt Freshman**  
 Etters, Pa.  
 Red Land Area

**LOGAN  
 GOTSHALL**

2013: Did not see action. **High School:** Played football at Red Land Area High School...was a 2012 Mid-Penn Keystone First Team All-Star selection at both offensive line and at defensive line...was a 2012 BIG 15 First Team All-Star as an offensive lineman and Second Team All-Star at defensive line...was a two-time team captain...had a 4.0 GPA, earning a spot on the Distinguished Honor Roll...was a member of the National Honor Society. **Personal:** Born March 24, 1995...majoring in bio/chem...son of Richard and Debra Gotshall...has two brothers, Tim and Brian.



**M OL**

6-5, 275  
**Redshirt Senior**  
 East Palestine, Ohio  
 East Palestine

**BEN  
 GYSIN**

2013: Started all 11 games for the Lakers on the offensive line for the third consecutive season...earned first career postseason honors when he was named to All-PSAC West First Team, ECAC All-Star Team, and Don Hansen Super Region One Third Team...was also named team's Outstanding Offensive Lineman at annual postseason banquet...helped Mercyhurst to the second-best rushing attack in the PSAC (behind only Bloomsburg)...ground game averaged 243.3 yards per game during the season and averaged 5.8 yards per carry (second to Bloomsburg)...helped block for Brandon Brown-Dukes, who became the first player in school history to rush for 1,000 yards in back-to-back seasons (finished with 1,008 in 2013)...integral part of offensive line that helped Mercyhurst have the best time of possession in the conference (32:50). **2012:** Started all 11 games for the Lakers on the offensive line...Mercyhurst had the third-best rushing attack in the PSAC, averaging 204.1 yards on the ground during the season...the Lakers also had the fourth-highest time of possession in the conference (31:01)...helped to pave the way for PSAC West Freshman of the Year, Brandon Brown-Dukes, who set the school's rushing record for yards by a freshman with 1,295 yards - just 19 yards shy of the school's all-time record...the Lakers, as a team, rushed for 28 touchdowns in 2012, tied for third-most in the conference. **2011:** Started all 11 games for the Lakers...helped to anchor an offensive line that paved the way for First Team All-PSAC running back, and PSAC Freshman of the Year, Richie Sanders...helped Mercyhurst finish third overall in the PSAC in time of possession (31:31). **2010:** Did not see action. **High School:** Two-sport athlete, lettering in football and basketball...football team advanced to DV Ohio quarterfinals...named First Team Quad County, First Team ITCL Upper Tier, First Team All-NEO Inland District DV, and Third Team All-Ohio DV...in basketball, scored more than 1,000 points in career...two-time Columbiana County Player of the Year...Special Mention All-Ohio DIII... First Team NEO Inland District DIII. **Personal:** Majoring in criminal justice...son of Tim and Kathleen Darlington...siblings include Faith Gysin, Hannah and Stephen Darlington.



**M OL**

6-3, 260  
**Redshirt Junior**  
 Waterford, Pa.  
 Fort LeBoeuf

**JAKE  
 GREEN**

2013: Appeared in all 11 games, earning eight starts for the Lakers on the offensive line...helped Mercyhurst to the second-best rushing attack in the PSAC (behind only Bloomsburg)...ground game averaged 243.3 yards per game during the season and averaged 5.8 yards per carry (second to Bloomsburg)...helped block for Brandon Brown-Dukes, who became the first player in school history to rush for 1,000 yards in back-to-back seasons (finished with 1,008 in 2013)...integral part of offensive line that helped Mercyhurst have the best time of possession in the conference (32:50). **2012:** Saw time in three games for the Lakers on the offensive line...played at Millersville on September 8, at Cheyney on September 29, and at home against California (Pa.) on November 3. **2011:** Did not see action. **High School:** Played football locally at Fort LeBoeuf High School in Waterford...was an All-Region selection...led the team in sacks and receiving yards. **Personal:** Born May 12, 1993...majoring in criminal justice...son of James and Barb Green



Ben Gysin



Jake Green



**M DL**

6-2, 250  
**Redshirt Senior**  
 Defiance, Ohio  
 Tinora

**CURTIS HANSFORD**

2013: Appeared in ten games, missing only the final game of the season at East Stroudsburg... finished the season with 11 total tackles (six solo, five assisted)...had a season-high four stops in win over Millersville on September 14...had two tackles for a loss (13 yards) and two quarterback sacks (13 yards)...had tackle for a loss and sack against Millersville and against Gannon on October 17...also had two quarterback pressures. 2012: Played in ten games, missing only the first game of the season at Notre Dame College...had a season-high three tackles on two different occasions - at Millersville on September 8 and at Gannon on October 13...finished the season with 16 total tackles, with five of those being solo stops...had three tackles for a loss and half a sack...finished the Millersville game with three tackles (two solo) and 1.5 tackles for a loss. 2011: Appeared in seven games as a reserve on the defensive line...recorded four total tackles (one solo, three assists)...had first career solo stop at Lock Haven. 2010: Did not see action. **High School:** Named Second Team All-Ohio at defensive end in 2009 in addition to earning First Team All-GMC and First Team All-District honors at the position...in 2008, he earned First Team All-GMC and All-District Honorable Mention. **Personal:** Majoring in criminal justice...son of Allan and Peggy Hansford, Alan and Chris Carnahan...siblings include Coty Hansford, Ashley Lacombe, Amanda Hansford and Bridget Kohart

**CURTIS HANSFORD CAREER STATISTICS**

	GP	UA	A	TOT	TFL-Yds	SACKS-Yds	INT	PD	FF	FR
2011	7	1	3	4	0.0-0	0.0-0	0	0	0	0
2012	10	5	11	16	3.0-18	0.5-3	0	0	0	0
2013	10	6	5	11	2.0-13	2.0-13	0	0	0	0
<b>TOTAL</b>	<b>27</b>	<b>12</b>	<b>19</b>	<b>31</b>	<b>5.0-31</b>	<b>2.5-16</b>	<b>0</b>	<b>0</b>	<b>0</b>	<b>0</b>




**M DB**

5-9, 185  
**Redshirt Freshman**  
 Erie, Pa.  
 Mercyhurst Prep

**THOMAS HIGGINS III**

2013: Did not see action. **High School:** Played football and participated in track and field at Mercyhurst Prep High School...in football, was a two-time varsity captain...First Team All-Region at linebacker as a senior...All-State Honorable Mention at linebacker as a senior...was the Male Track Athlete of the Year at Mercyhurst Prep as a senior...district qualifier in the 100-meter dash and long jump. **Personal:** Born March 30, 1995...majoring in exercise science...son of Tom and Julie Higgins...has two brothers, Josh and Jeremy.



**M TE**

6-2, 220  
**Redshirt Junior**  
 Cranberry Township, Pa.  
 Seneca Valley

**DONNY HOLL**

2013: Saw action in two games at tight end...played in victories over Millersville on September 14 and Cheyney on October 5...did not record any statistics. 2012: Did not see action. 2011: Did not see action. **High School:** Played football at Seneca Valley High School...was an All-Conference selection...named to the Elite 11 and to the Post Gazette Fabulous 22...team made the playoffs in 2009. **Personal:** Born February 2, 1993...majoring in criminal justice...son of Don and Geri Holl...has two brothers, TJ and Jake, and two sisters, Beth and Maggie...dad played collegiately at the Naval Academy.



**M DL**

6-1, 310  
**Redshirt Freshman**  
 State College, Pa.  
 State College

**AMIR HAYWOOD**

2013: Did not see action.



**M DB**

6-1, 170  
**Redshirt Senior**  
 Bradenton, Fla.  
 Manatee

**DEONTE HUGGINS**

2013: Started the last seven games of the season after missing the first four with an injury... finished the year with 19 total tackles, 16 of which were solo stops...had a season-high five tackles against Indiana (Pa.) on October 26...had a career-best three interceptions on the year, coming in successive wins against Edinboro, California (Pa.), and East Stroudsburg...also broke up three passes...had two tackles for a loss and a forced fumble. 2012: Started all 11 games for the Lakers in the secondary...finished the season with 30 total tackles, 19 of which were solo stops...had four tackles for a loss, including two in a win over Gannon on October 13...picked up his only interception of the season in the opener at Notre Dame College on August 30...broke up five passes, which

# 2014-RETURNING-PLAYERS



ranked third on the team...had a career-high eight tackles, including five solos, in season opener at Notre Dame College...had six tackles against Gannon...had at least one tackle in 10 of his 11 contests. **2011:** Saw action in ten games for the Lakers, starting in seven...finished the season with 17 total tackles, two passes broken up, and one interception...intercepted his first career pass in his debut as a Laker against Notre Dame College...recorded a season-high five stops against Gannon...recovered a fumble at California. **2010:** Did not see action. **High School:** Two-sport athlete participating in football and track and field. **Personal:** Majoring in hospitality management...son of Danna Spencer...has one sibling, Deondre Edwards.

## DEONTE HUGGINS CAREER STATISTICS

	GP	UA	A	TOT	TFL-Yds	SACKS-Yds	INT	PD	FF	FR
2011	10	9	8	17	0.0-0	0-0	1-0	2	0	1
2012	11	19	11	30	4.0-14	0-0	1-31	5	0	0
2013	7	16	3	19	2.0-6	0-0	3-(-12)	6	1	0
<b>TOTAL</b>	<b>28</b>	<b>44</b>	<b>22</b>	<b>66</b>	<b>6.0-20</b>	<b>0-0</b>	<b>5-19</b>	<b>13</b>	<b>1</b>	<b>1</b>



Deonte Huggins



**M**  
5-11, 175  
Senior  
Erie, Pa.  
McDowell

**COLIN KIMBALL**

Enters 2014 season tied for tenth on school's all-time list with eight interceptions...preseason Division II All-American in both Sporting News National College Football Preseason Magazine and by Lindy's College Football 2014 National Edition Preview **2013:** Enjoyed breakout season in 2013, starting all 11 games in Laker secondary...earned a number of postseason awards, including Capital One Academic All-America® First Team, Capital One Academic All-District First Team, and PSAC West Second Team...also named an ECAC All-Star and was a PSAC Fall Top Ten Award winner...named team's Defensive Player of the Year and was a co-winner of the Outstanding Student-Athlete award at annual postseason banquet...led Lakers with six interceptions for 151 yards and two touchdowns...six interceptions were most by a Laker since Neil Harris in 2004...finished second on team with 57 total tackles, including 40 solo stops...led team with ten passes defended (six interceptions, four breakups)...also had three tackles for a loss and one forced fumble...tied for PSAC lead with six interceptions and with two pick-sixes...tied for 15th in conference with ten passes defended...established school records for interception return yards in a game (86 vs Millersville), interception return yards in a season (151), and interceptions returned for a touchdown in a season (2)...had pick-sixes against Millersville and Slippery Rock to become first player in school history to record more than one interception return for a touchdown in a season and in a career...had two interceptions against both Millersville and East Stroudsburg...58-yard interception return for a touchdown against Millersville was fourth-longest in school history...had season-high nine tackles in a game against both Slippery Rock (three solo, six assisted) and Indiana (Pa.) (seven solo, two assisted)...had six total tackles and two tackles for a loss in win over Cheyney on October 5. **2012:** Played in 10 games, earning two starts in the Laker secondary...finished the season with 20 total tackles, 14 of which were solo stops...posted a season-high seven tackles and had a tackle for a loss in victory at Edinboro on October 27...had five total tackles in win at Gannon on October 13...broke up four passes...registered a two-point conversion when he scampered into the endzone on an extra point try in season opener at Notre Dame College. **2011:** Appeared in all 11 games as a defensive back, making his first career start against Edinboro...racked up 27 total tackles, including 23 solo stops...had a huge day against California recording a season-high six solo stops and an interception...tied for the team lead with two interceptions

on the year...also finished the season second on the team with five pass breakups...helped the secondary finish as the third-ranked passing defense in the PSAC. **High School:** Played football and basketball locally at McDowell High School...was a First Team All-WPIAL selection...Honorable Mention All-State. **Personal:** Born June 9, 1992...majoring in graphic design...son of Joe and Heather Kimball...has two brothers, Bryant and Connor...father was the head football coach at Mercyhurst from 1993 through 2001 and is the current Director of Athletics at the school...Bryant was a four-year starter at DB for Mercyhurst before graduating in 2012...Connor was a standout defensive back at Gannon University...is a member, along with his two brothers, of very successful local band, The Romantic Era.

## COLIN KIMBALL CAREER STATISTICS

	GP	UA	A	TOT	TFL-Yds	SACKS-Yds	INT	PD	FF	FR
2011	11	23	4	27	1.5-5	0-0	2-0	7	1	0
2012	10	14	6	20	1.0-1	0-0	0	4	0	0
2013	11	40	17	57	3.0-14	0-0	6-151	10	1	0
<b>TOTAL</b>	<b>32</b>	<b>77</b>	<b>27</b>	<b>104</b>	<b>5.5-20</b>	<b>0-0</b>	<b>8-151</b>	<b>21</b>	<b>2</b>	<b>0</b>



Colin Kimball

## COLIN KIMBALL RECORD WATCH

INTERCEPTIONS			CAREER INTS	TRAILS BY
RK	NAME			
1	Jim Sturm (1981-84)		14	-
2	Tim Bednarski (1995-99)		13	1
3	Tom Palmer (1996-00)		12	2
4	Theo Hall (2005-08)		11	3
4	Chris Ellis (1983-87)		11	3
4	Bob Nies (1981-84)		11	3
7	Glenn Novak (1989-92)		10	4
8	Steve Hill (1996-00)		9	5
8	Julius McCormick (2006-10)		9	5
10	Colin Kimball (2011-)		8	6

INTERCEPTION RETURN YARDS			CAREER YARDS	TRAILS BY
RK	NAME			
1	Theo Hall (2005-08)		243	-
2	Colin Kimball (2011-)		151	92



**M** **K**

**6-1, 210**  
**Sophomore**  
**New Kensington, Pa.**  
**Plum Area**

**DYLAN KONDIS**

2013: Appeared in five games on special teams...averaged 54.4 yards on 11 kickoffs with one touchback in win over Millersville...had nine kickoffs combined in first two games of season against Bentley and Millersville. **High School:** Was a three-sport athlete at Plum Senior High School...played football, basketball, and baseball...was a Scholar-Athlete...named First Team All-AAAA Section 3 punter in senior year...was a three-year starter at punter and kicker under head coach Frank Sacco. **Personal:** Born August 14, 1995...majoring in intelligence studies...son of Pat and Jeff Kondis...has two siblings, Peyton and Lindsay.

Award winner. **Personal:** Born March 24, 1991...son of Paul and Bonnie Kurpakus...majoring in sport business...one sister, Megan...Justin Kurpeikis, a relative, played at Penn State and in the National Football League for the Pittsburgh Steelers, New England Patriots, Cleveland Browns, and Detroit Lions.

**NICK KURPAKUS CAREER STATISTICS**

	GP	UA	A	TOT	TFL-Yds	SACKS-Yds	INT	PD	FF	FR
2011	10	6	6	12	3.0-12	0-0	0	0	0	0
2012	9	3	2	5	0.0-0	0-0	0	0	0	0
2013	9	8	2	10	2.0-6	0-0	0	0	0	0
<b>TOTAL</b>	<b>28</b>	<b>17</b>	<b>10</b>	<b>27</b>	<b>5.0-18</b>	<b>0-0</b>	<b>0</b>	<b>0</b>	<b>0</b>	<b>0</b>




**M** **WR**

**5-7, 180**  
**Redshirt Freshman**  
**Mentor, Ohio**  
**Mentor**

**CASEY KRAFT**

2013: Did not see action. **High School:** Played football at Mentor High School...team was the Division I regional champions...earned the 12th Man Player of the Year Award. **Personal:** Born November 21, 1994...majoring in intelligence studies...son of Dan and Wendy Kraft.



**M** **FB**

**6-0, 240**  
**Redshirt Junior**  
**Warren, Pa.**  
**Warren Area**

**TJ LATIMER**

2013: Played in all 11 games at fullback and on special teams...had four receptions for 28 yards and two touchdowns out of the Laker backfield...also had one carry for three yards...had season-highs in catches (2) and yards (19) in win over Cheyney on October 5...also caught first career touchdown in win over the Wolves...also had score in win at Seton Hill on October 12...was a force on special teams, recording 16 total tackles (nine solo, seven assisted)...had season-high three stops in opening game at Bentley and in win over Gannon on October 17. 2012: Appeared in ten games for the Lakers, both on special teams and at linebacker...finished the season with 20 total tackles, including 12 solo stops...was named the ECAC Division II Defensive Player of the Week - recorded a career-best five tackles, blocked a punt, and recorded a safety against Cheyney on September 29...the safety was Mercyhurst's first since August 27, 2005 against Gannon...had four tackles in victory over Lock Haven...recovered a fumble in win over California (Pa.). 2011: Did not see action. **High School:** Played football and baseball at Warren Area High School...was the team's defensive Most Valuable Player in 2009 and the team's offensive Most Valuable Player in 2010...won the Team Hitman Award in 2009...team made the playoffs in 2010 with a 7-4 record. **Personal:** Born May 8, 1993...majoring in geology...son of Greg and Dede Latimer...has two sisters, Valerie and Lydia...father is in the Mercyhurst Athletic Hall of Fame and was a standout linebacker for the Lakers from 1984-88...uncle Tim was also a standout on defense for the Lakers and played on the inaugural team in 1981...Tim is in the Laker Football Hall of Fame.

**TJ. LATIMER CAREER STATISTICS**

	GP	REC	YDS	AVG	TD	LONG
2012	10	0	0	0.0	0	0
2013	11	4	28	7.0	2	13
<b>TOTAL</b>	<b>21</b>	<b>4</b>	<b>28</b>	<b>7.0</b>	<b>2</b>	<b>13</b>

	GP	UA	A	TOT	TFL-Yds	SACKS-Yds	INT	PD	FF	FR
2012	10	12	8	20	0-0	0-0	0	0	0	1
2013	11	9	7	16	0-0	0-0	0	0	0	0
<b>TOTAL</b>	<b>21</b>	<b>21</b>	<b>15</b>	<b>36</b>	<b>0-0</b>	<b>0-0</b>	<b>0</b>	<b>0</b>	<b>0</b>	<b>1</b>



**M** **DL**

**6-2, 260**  
**Redshirt Senior**  
**Glenshaw, Pa.**  
**Shaler Area**

**NICK KURPAKUS**

2013: Appeared in nine games...had ten total tackles, including eight solo stops...had two tackles for a loss of six yards...season-high four tackles (all solo) came in win over Cheyney on October 5...had three tackles at Slippery Rock on September 28. 2012: Appeared in nine games...finished the season with five total tackles, including three solo stops...had a season-high two stops in win over California (Pa.) on November 3. 2011: Appeared in ten games for the Lakers including his first career start at Slippery Rock...finished his debut season with 12 tackles (six solo) and three tackles for a loss...had a career-best four stops in a 42-38 victory over Clarion. 2010: Did not see action. **High School:** Played football and also wrestled at Shaler Area High School...was a three-year letterman on the football team...First Team All-Conference selection and was the Scott Lewis

# 2014 RETURNING PLAYERS




**M LB**

5-9, 195  
 Junior  
 Syracuse, N.Y.  
 Cicero-North Syracuse

**ANDERSON  
 LOVELL**

2013: Did not see action. Prior To Mercyhurst: Played one season of football at Ulica College. High School: Played football at Cicero-North Syracuse High School...was team captain as a senior...played in the Senior All-Star Game in 2009. Personal: Born December 17, 1990...majoring in criminal justice...son of Roslyn and Adrian Lovell...has one brother, Aaron, and one sister, Briana.




**M TE**

6-4, 250  
 Junior  
 New Castle, Pa.  
 New Castle

**JOHN  
 MATARAZZO**

2013: Appeared in all 11 games for the Lakers at tight end and earned start at California (Pa.) on November 9...named to Capital One Academic All-America® Second Team and Capital One Academic All-District First Team...was also a co-winner of the team's Outstanding Student-Athlete award at annual postseason banquet...caught seven passes for 114 yards, finishing third on team with 16.3 yards per catch average...had two catches for 41 yards, including season-long 36-yard catch, in victory at Seton Hill on October 12...had one catch in five different contests. 2012: Appeared in all 11 games for the Lakers as a freshman...finished the season with one carry for nine yards and four receptions for 58 yards...had three of his catches and 53 of his receiving yards in win at Edinboro on October 27...also had one catch for five yards in win over California (Pa.) on November 3. High School: Played football and participated in track and field at New Castle High School...was a three-year All-Conference selection...given a two-star rating coming out of high school from Scout.com...threw for a school-record 2,128 yards as a sophomore...holds the school record for career passing yards with 5,456 yards...threw 50 touchdowns in high school career...nominated to play in East-West All-Star Game. Personal: Born October 25, 1993...majoring in biology...son of John and Laura Matarazzo.

### JOHN MATARAZZO CAREER STATISTICS

	GP	REC	YDS	AVG	TD	LONG
2012	11	4	58	14.5	0	47
2013	11	7	114	16.3	0	36
TOTAL	22	11	172	15.6	0	47



**M RB**

5-7, 180  
 Senior  
 Sunrise, Fla.  
 North Broward Prep

**CHRIS  
 LYLE**

2013: Saw action at running back and on special teams in the first four games of the season before missing the final seven with a season-ending injury...finished the season with nine carries for 58 yards and first career touchdown...had a season-high 48 yards rushing at Slippery Rock on September 28...had career-long 43-yard touchdown run against The Rock, which was also his first collegiate score...also caught two passes for 18 yards on the season. 2012: Played in all 11 games, appearing on special teams, in the secondary, and at running back...finished the season with nine total tackles, including five solo stops...had season-high two tackles in wins at Millersville (September 8) and at Cheyney (September 29)...blocked a punt in win over Clarion on September 15...carried the ball 13 times for 80 yards on the season, averaging 6.2 yards per carry...set career-highs in carries (5), rushing yards (56), and longest rush (32) in win at Edinboro on October 27. 2011: Appeared in ten games for the Lakers and was a key contributor to the special teams coverage units accounting for five stops on the season...also appeared as a running back reserve rushing the ball three times for two yards in wins over C.W. Post and Lock Haven University. High School: Played football and participated in track and field at North Broward Prep...teams combined for a 26-7 record in three seasons and advanced to the state semifinals in 2009...was a Second Team All-Conference selection at cornerback in 2008...Second Team All-Conference member at running back in 2010. Personal: Born June 15, 1992...majoring in business management...son of Christopher Lyle and Elizabeth Rivera...has two siblings, Jordan and Justin.

### CHRIS LYLE CAREER STATISTICS

RUSH	GP	ATT	YDS	AVG	TD	LONG
2011	10	3	2	0.7	0	1
2012	11	13	80	6.2	0	32
2013	4	9	58	6.4	1	43
TOTAL	25	25	140	5.6	1	43

	GP	UA	A	TOT	TFL-Yds	SACKS-Yds	INT	PD	FF	FR
2011	10	1	4	5	0-0	0-0	0	0	0	0
2012	11	5	4	9	0-0	0-0	0	0	1	0
2013	4	1	0	1	0-0	0-0	0	0	0	0
TOTAL	25	7	8	15	0-0	0-0	0	0	1	0





**M OL**

**6-6, 225**  
**Redshirt Freshman**  
**Monaca, Pa.**  
**Central Valley**

**RYAN**  
**MICHAELS**

2013: Did not see action. **High School:** Played football and basketball at Central Valley High School...was an All-Conference Honorable Mention selection at offensive tackle...was a member of the High Honor Roll and of the National Honor Society. **Personal:** Born September 18, 1994...majoring in sportsmedicine with an emphasis on pre-physical therapy...son of Richard and Sandra Michaels...has one sister, Jenna.



**M TE**

**6-3, 215**  
**Redshirt Sophomore**  
**Pittsburgh, Pa.**  
**North Hills**

**ANDREW**  
**MILLER**

2013: Did not see action. 2012: Did not see action. **High School:** Played football and basketball at North Hills High School...finished senior year with 20 catches for 250 yards and one touchdown...was an All-Conference selection at tight end in Northern 7 Conference. **Personal:** Born January 19, 1994...majoring in accounting...son of Jeff and Lynell Miller...has one brother, R.J., who is entering his senior season as a tight end at Mercyhurst.



**M TE**

**6-3, 255**  
**Redshirt Senior**  
**Pittsburgh, Pa.**  
**North Hills**

**RJ**  
**MILLER**

2013: Returned to Laker lineup after taking year off and was honored with First Team selection to All-PSAC West Team and an ECAC All-Star selection...was second on team in receptions (15) and was third on team in receiving yards (186)...averaged 12.4 yards per catch from tight end position...had season-high four catches for 44 yards in first game of season at Bentley on September 7...had three catches for season-high 61 yards (including season-long 32-yarder) in win over Gannon on October 17...caught only touchdown pass in victory over Millersville on September 14. 2012: Did not see action...took a year off from school. 2011: Appeared in all 11 contests, starting eight at tight end for the Lakers...was an All-Conference selection earning Second Team accolades on the PSAC West squad...also earned a spot on the 2011 ECAC Division II All-Star Team...finished fifth on the team in receiving yards with 184 yards on 16 receptions...tallied three touchdowns on the year in wins over Lock Haven and Clarion as well as one touchdown in an

overtime loss to California...had a career-best 43 yards on three catches against Slippery Rock. 2010: Finished sixth on the team in receiving with 15 catches for 158 yards and a touchdown...posted a personal-best three catches in a loss at Kutztown...registered a career-high in yardage with 37 in the opener at Notre Dame College where he posted his longest catch of 34 yards...had at least one catch in all but four games...scored his first collegiate touchdown reception in a 41-0 win over Lock Haven, coming from five yards out. 2009: Did not see action. **High School:** Lettered in football at North Hills...team was the Northern Six conference champions while advancing to the Western Pennsylvania Interscholastic Athletic League playoffs three times...two-time First Team All-Conference...was named to the Pittsburgh Post Gazette North "Fabulous 22"...three year starter in football and basketball...also advanced to the state playoffs for basketball. **Personal:** Born September 21, 1990...majoring in finance...parents are Jeff and Lynell...one brother, Andrew...Andrew is also a tight end, and is a redshirt sophomore, on the Mercyhurst football team.

### R.J. MILLER CAREER STATISTICS

	GP	REC	YDS	AVG	TD	LONG
2010	13	15	158	10.5	1	34
2011	11	16	184	11.5	3	28
2013	11	15	186	12.4	1	32
TOTAL	35	46	528	11.5	5	34



R.J. Miller



**M RB**

**5-7, 185**  
**Redshirt Freshman**  
**West Seneca, N.Y.**  
**St. Francis**

**ALEX**  
**MISTERMAN**

2013: Did not see action. **High School:** Played football and lacrosse at St. Francis High School...also wrestled and competed in track and field...was named team's Most Valuable Player as a senior...was an All-Catholic selection at running back and middle linebacker...was an All-Metro selection at running back and middle linebacker...was lacrosse team's Most Valuable Player as a senior...was named All-Catholic Most Outstanding Wrestler at 195 pounds...finished in third place at Catholic State Wrestling Championships at 195 pounds. **Personal:** Born December 10, 1994...major is undecided...son of Dennis and Bernie Misterman...has one brother, Brendon.

# 2014 RETURNING PLAYERS




**M** **RB**

**6-0, 180**  
**Redshirt Sophomore**  
**Altoona, Pa.**  
**Altoona**

**DANNY MOYER**

**2013:** Did not see action. **2012:** Appeared in one game on special teams in victory at Millersville on September 8...did not record any statistics. **High School:** Rushed for 745 yards and had 200 receiving yards for Altoona High School...finished with eight total touchdowns...also had 20 tackles, one interception, and one fumble recovery...was a WPIAL Honorable Mention selection at running back and was an All-County selection at defensive back. **Personal:** Born November 26, 1993...majoring in pre-physician assistant...son of Trent and Melissa Miller...has three siblings, Madison, Marin, and O.J...is also a member of the Mercyhurst men's basketball team.

one touchdown as a senior...also finished with 26 total tackles (17 solo) and a forced fumble...was a two-time All-Conference selection...also named to All-Conference team in baseball three times. **Personal:** Born May 2, 1993...majoring in intelligence studies...son of Gary and Rose Natter...has one brother, Angelo, and one sister, Rosina.

### BRUNO NATTER CAREER STATISTICS

	GP	UA	A	TOT	TFL-Yds	SACKS-Yds	INT	PD	FF	FR
2013	3	0	1	1	0-0	0-0	0	0	0	0
<b>TOTAL</b>	<b>3</b>	<b>0</b>	<b>1</b>	<b>1</b>	<b>0-0</b>	<b>0-0</b>	<b>0</b>	<b>0</b>	<b>0</b>	<b>0</b>



**M** **OL**

**6-2, 280**  
**Redshirt Sophomore**  
**New Castle, Pa.**  
**New Castle**

**JOE NOVIELLO**

**2013:** Appeared in five games for the Lakers on the offensive line...saw action in victories over Millersville, Cheyney, Gannon, and California (Pa.)...also participated at Slippery Rock. **2012:** Did not see action. **High School:** Played football at New Castle High School...was an All-Conference selection and participated in the Pennsylvania-Ohio All-Star Game. **Personal:** Born September 21, 1993...majoring in sport business...son of Joe and Kara Noviello...has one sister, Kayla, and one brother, Andrew.



**M** **QB**

**6-1, 200**  
**Redshirt Freshman**  
**Concord, Ohio**  
**Notre Dame Cathedral Latin**

**ROBBIE NASH**

**2013:** Did not see action. **High School:** Played football at Notre Dame Cathedral Latin...was a First Team All-Ohio, First Team All-Geauga County, First Team All-Conference, and a First Team All-District selection as a senior...named to the News Herald All-Star Team and to the Plain Dealer All-Star Team...as a junior, earned All-Conference, All-Geauga County, and All-District honors...holds school records for most passing yards (game, season, career), most touchdowns (game, season, career), best completion percentage (game, season, career), and most completions (game, season, career). **Personal:** Born May 9, 1995...majoring in sport business...son of Rob and Angel Nash...has four siblings - Ryan, Reece, Ravin, and Remi...father played football at Kent State University.



**M** **DB**

**5-11, 180**  
**Redshirt Junior**  
**Erie, Pa.**  
**McDowell**

**MARTIN ODUHO**

**2013:** Appeared in wins over Millersville on September 14 and Cheyney on October 5...did not record any statistics. **2012:** Played in eight games as part of a deep Laker secondary...registered a dozen tackles on the season, five of which were solo stops...had a season-high four tackles in win over Lock Haven on October 6...had two tackles and a forced fumble in victory over Clarion on September 15...had a season-high two solo tackles in win at Gannon on October 13. **2011:** Did not see action. **High School:** Lettered in football and basketball locally at McDowell High School...was an All-Conference selection in basketball and an Honorable Mention All-Conference selection in football...led the conference in interceptions during senior season. **Personal:** Born March 10, 1993...majoring in sport business...son of Ben and Margaret Oduho...has five brothers - Henry, Joe, Noel, Toby, and Tony...brother Toby runs track at California (Pa.) while brother Noel plays football at Duquesne.

### MARTIN ODUHO CAREER STATISTICS

	GP	UA	A	TOT	TFL-Yds	SACKS-Yds	INT	PD	FF	FR
2012	8	5	7	12	0-0	0-0	0	0	1	0
2013	2	0	0	0	0-0	0-0	0	0	0	0
<b>TOTAL</b>	<b>10</b>	<b>5</b>	<b>7</b>	<b>12</b>	<b>0-0</b>	<b>0-0</b>	<b>0</b>	<b>0</b>	<b>1</b>	<b>0</b>



**M** **LB**

**6-3, 220**  
**Redshirt Sophomore**  
**Jefferson Hills, Pa.**  
**Thomas Jefferson**

**BRUNO NATTER**

**2013:** Appeared in three games and recorded one assisted tackle in final game of season at East Stroudsburg...also played against Cheyney and Gannon. **2012:** Did not see action. **High School:** Played football and baseball at Thomas Jefferson High School...had six catches for 110 yards and



**M OL**

**6-4, 270**  
**Redshirt Freshman**  
**Johnson City, N.Y.**  
**Johnson City**

**DYLAN PALMITER**

2013: Appeared in one contest on the offensive line - a win at Seton Hill on October 12. **High School:** Played football, lacrosse, and competed in indoor track and field at Johnson City High School. **Personal:** Born January 14, 1995...majoring in mathematics...son of Duane Palmiter and Denise Costello...has two siblings, Jourden and AJ.



**M LB**

**6-2, 215**  
**Redshirt Freshman**  
**Erie, Pa.**  
**Cathedral Prep**

**JAKOB PLONSKI**

2013: Did not see action. **High School:** Played locally at Cathedral Prep High School, helping the Ramblers to the 2012 State Championship...was a First Team All-State selection at linebacker by the Pennsylvania Sports Writers...was a First Team All-State selection at linebacker by PFN...was a First Team All-District 10 member at linebacker...was a First Team Region 6 selection at linebacker and a Second Team Region 6 member at tight end. **Personal:** Born November 7, 1994...majoring in criminal justice...son of Mary and Donald Plonski...has two sisters, Melissa and Autumn.



**M DB**

**5-9, 180**  
**Redshirt Senior**  
**Apopka, Fla.**  
**Apopka**

**KEITH POLSON**

2013: Appeared in nine games before missing the final two games of the season...finished the season with 21 total tackles, including 16 solo stops...had two tackles for a loss...recorded a season-high five tackles twice - at Bentley (four solo, one assisted) on September 7 and at Seton Hill (four solo, on assisted) on October 12...earned two starts against Cheyney and Seton Hill. 2012: Played in all 11 games and started nine contests in the Laker secondary...finished second on the team with 60 total tackles...led the defensive corps with 32 solo stops...had one pass break-up on the season...had at least one tackle in nine games and had at least five tackles in seven of those contests...had second-highest single-game total in tackles on the season when he recorded 14 total stops (10 assists) in season opener at Notre Dame College on August 30...had a season-high five solo tackles on three different occasions...had 29 tackles through the first three games of the season, following up his 14-tackle performance against Notre Dame College with seven against

Millersville and eight against Clarion. 2011: Did not see action. **Prior To Mercyhurst:** Spent one season at Concordia University in Seward, Nebraska, where he competed in both football and wrestling. **High School:** Competed in football, wrestling, and weightlifting at Apopka High School...football team was a two-time regional champion...four-year letterwinner in all three sports...was an All-Metro selection in football and an All-State member in wrestling. **Personal:** Born June 5, 1991...majoring in criminal justice...son of Keith Polson, Sr., Corey Smith, and Latoya Smith.

### KEITH POLSON CAREER STATISTICS

	GP	UA	A	TOT	TFL-Yds	SACKS-Yds	INT	PD	FF	FR
2012	11	32	28	60	0-0	0-0	0	1	0	0
2013	9	18	3	21	2.0-5	0-0	0	0	0	0
<b>TOTAL</b>	<b>20</b>	<b>50</b>	<b>31</b>	<b>81</b>	<b>2.0-5</b>	<b>0-0</b>	<b>0</b>	<b>1</b>	<b>0</b>	<b>0</b>




**M LB**

**6-0, 205**  
**Senior**  
**Baltimore, Md.**  
**Northeastern**

**SEAN POWELL**

2013: Played in four games during the season and finished with ten total tackles (four solo, six assisted)...had a season-high five stops (two solo, three assisted) in win over Millersville on September 14...had four total tackles in victory over Cheyney on October 5. 2012: Appeared in one game during the regular season...saw action in win at Cheyney on September 29 but did not record any statistics. **Prior To Mercyhurst:** Played one season of football at Edward Waters College in Jacksonville, Florida. **High School:** Played football at Northeastern High School in York, Pennsylvania...recorded 88 total tackles and four sacks as a senior...also broke up five passes and blocked a punt during the season...was an All-Conference selection during senior year. **Personal:** Born December 10, 1991...majoring in sport business with a concentration in business management...son of Terry Powell.

### SEAN POWELL CAREER STATISTICS

	GP	UA	A	TOT	TFL-Yds	SACKS-Yds	INT	PD	FF	FR
2012	1	0	0	0	0-0	0-0	0	0	0	0
2013	4	4	6	10	0-0	0.5-0	0	0	0	0
<b>TOTAL</b>	<b>5</b>	<b>4</b>	<b>6</b>	<b>10</b>	<b>0-0</b>	<b>0.5-0</b>	<b>0</b>	<b>0</b>	<b>0</b>	<b>0</b>

# 2014 RETURNING PLAYERS




**M RB**

5-7, 175  
**Sophomore**  
**New Castle, Pa.**  
**Union Area**

**DREW ROBINSON**

2013: Was on-pace for an outstanding rookie campaign until injuries forced him to miss the final five games of the year...had 19 carries for 150 yards and two touchdowns, one reception for nine yards, and returned five kickoffs for 114 yards...finished the season with 273 all-purpose yards - sixth-highest total on the team...averaged 7.9 yards per carry, which led the team...season-high nine carries (51 yards) and first collegiate touchdown in win over Cheyney on October 5... season-high 88 yards rushing (six carries), including season-long 45-yard touchdown in win at Seton Hill on October 12...had 106 all-purpose yards against Cheyney. **High School:** Three-sport athlete (football, baseball, basketball) at Union Area High School...All-Conference Big 7 selection at defensive back and running back during sophomore, junior, and senior seasons...named to First Team All-Conference on both offense and defense as a senior...member of the National Honor Society...was First Team All-Conference in baseball junior and senior years as selected by the New Castle News. **Personal:** Born June 7, 1995...majoring in hospitality management with a minor in business management...son of Stacy and Tina Robinson...has one sister, Christina, and one brother, Linnell...brother finished a standout four-year career in the Mercyhurst secondary in 2012.

### DREW ROBINSON CAREER STATISTICS

RUSH	GP	ATT	YDS	AVG	TD	LONG
2013	7	19	150	7.9	2	45
<b>TOTAL</b>	<b>7</b>	<b>19</b>	<b>150</b>	<b>7.9</b>	<b>2</b>	<b>45</b>
KOR	GP	NO	YDS	AVG	TD	LONG
2013	7	5	114	22.8	0	29
<b>TOTAL</b>	<b>7</b>	<b>5</b>	<b>114</b>	<b>22.8</b>	<b>0</b>	<b>29</b>



**M OL**

6-7, 350  
**Redshirt Freshman**  
**Beaver, Pa.**  
**Beaver Area**

**DUSTIN ROGALLA**

2013: Did not see action. **High School:** Played football at Beaver Area High School...was an All-Conference selection as an offensive lineman as a senior.



**M DL**

6-2, 250  
**Redshirt Freshman**  
**Floral Park, N.Y.**  
**Kellenburg Memorial**

**CONNALL RYAN**

2013: Did not see action. **High School:** Was a two-year varsity starter and four-year letterwinner in football at Kellenburg Memorial High School...posted 55 tackles, ten sacks, and 12 tackles for a loss during senior season...also forced six fumbles, recovered five fumbles, had an interception, and blocked a punt...led team in sacks, tackles for a loss, forced fumbles, and fumble recoveries... was a CHFSL All-Star...also lettered in lacrosse and track and field. **Personal:** Born August 11, 1995...majoring in hotel and restaurant management and minoring in sports management...son of John and Christine Ryan...has two siblings, Cailey and John.



**M DB**

5-10, 165  
**Redshirt Junior**  
**Monroeville, Pa.**  
**Gateway**

**KEITH ROBINSON JR.**

2013: Saw action in ten contests, earning four starts in the Laker secondary...had 20 total tackles, including 13 solo stops...tied for team lead with six passes broken up...had a season-high eight tackles (five solo, three assisted) at Slippery Rock on September 28...broke up two passes in win over Gannon on October 17...had at least one tackle in first seven games of season. 2012: Appeared in six games for the Lakers, primarily on special teams...did not record any statistics. 2011: Did not see action. **High School:** Played football and ran track at Gateway Senior High School...was a Second Team All-Conference selection in 2010...had 30-plus tackles and broke up 14 passes in senior season...team went 12-1 in 2010...in track, placed sixth in state in 4x100 meters. **Personal:** Born May 23, 1993...majoring in pre-law...son of Keith Robinson Sr. and Yvette Boxley-Robinson...has two sisters, Britney and Keilyn...cousin is Jonathan Bender who played seven seasons with the Indiana Pacers in the NBA.

### KEITH ROBINSON, JR. CAREER STATISTICS

	GP	UA	A	TOT	TFL-Yds	SACKS-Yds	INT	PD	FF	FR
2012	6	0	0	0	0-0	0-0	0	0	0	0
2013	10	13	7	20	0-0	0-0	0	6	0	0
<b>TOTAL</b>	<b>16</b>	<b>13</b>	<b>7</b>	<b>20</b>	<b>0-0</b>	<b>0-0</b>	<b>0</b>	<b>6</b>	<b>0</b>	<b>0</b>



**M TE**

6-3, 230  
**Redshirt Sophomore**  
**Mechanicsburg, Pa.**  
**Trinity**

**NICK SLONAC**

2013: Saw action in four games on special teams and at tight end...earned playing time in wins over Millersville, Seton Hill, and Cheyney...also played at Slippery Rock...did not record any statistics. 2012: Did not see action. **High School:** Played football at Trinity High School...threw for 437 yards and three touchdowns while also rushing for another score...finished senior year with 38 tackles, four sacks, three passes broken up, and one fumble recovery...was a two-time Mid-Penn All-Conference selection...was a Second Team All-State selection according to the Pennsylvania Sports Writers in 2010. **Personal:** Born July 30, 1993...majoring in sport business with a concentration in business management...son of Dave and Mary Slonac...has one brother, Zac, and one sister, Samantha...grandfathers played football at Michigan State and at Georgia.



**M DB**  
**6-0, 195**  
**Redshirt Freshman**  
**Valencia, Pa.**  
**Mars Area**

**ALEX SMITH**

2013: Did not see action. **High School:** Played football and baseball at Mars Area High School... was the 2012 team Most Valuable Player in football, helping Mars win the Greater Valley Conference Championship... was a First Team All-Conference selection at defensive back and was a Second Team All-Conference selection at running back... was a Second Team All-Conference member as an all-purpose player... recorded more than 1,100 all-purpose yards... was a three-year varsity letterwinner and was an honor roll student... in baseball, broke school record for stolen bases in a season (22) and earned the 2012 Coaches' Award. **Personal:** Born October 6, 1994... majoring in intelligence studies... son of Jeff and Sandy Smith... has two brothers, Chris and Nathan... Chris is also a redshirt freshman on the Mercyhurst football team.



**M P/K**  
**5-11, 165**  
**Sophomore**  
**Johnstown, Pa.**  
**Bishop McCort**

**JORDAN SPANGLER**

2013: Started all 11 games and served as the Lakers' primary punter as a freshman... averaged 37.4 yards per punt, with a season-long of 55, on 38 attempts during the season... had five punts of at least 50 yards and had nine land inside the opponents' 20-yard line... averaged 37.3 yards on a season-high nine punts at Slippery Rock on September 28... averaged 54.0 yards on two punts in victory at Seton Hill on October 12, including season-long 55-yarder... served as placekicker in season opener at Bentley and went 1-for-1 on field goals (31 yards) and 1-for-2 on extra points. **High School:** Was a three-year letterwinner in football and two-year letterwinner in basketball at Bishop McCort High School... earned the Pat Tillman Award as Special Teams Player of the Year in 2012... Tribune Democratic All-Area First Team selection in 2010 and 2012 and Second Team honoree in 2011... Second Team PFN All-State place kicker in 2012, Third Team in 2011, Fourth Team in 2010... most career receptions in school history... Big 33 Top 100 Players to Watch... SAFC Offensive Player recognition in 2011... Ken Lantzy Offensive Player Award at wide receiver and at placekicker... basketball team captain in 2012 and 2013. **Personal:** Born March 31, 1995... majoring in finance... son of Ronald and Pamela Spangler... has one brother, Matt, who plays soccer at Penn State-Altoona, and one sister, Jessica.

**JORDAN SPANGLER CAREER STATISTICS**

PUNTING	GP	NO	YDS	AVG	LONG	I20
2013	11	38	1421	37.4	55	9
TOTAL	11	38	1421	37.4	55	9

KICKING	GP	FGM	FGA	PCT	LONG	PAT	PTS
2013	11	1	1	100.0	31	1-2	4
TOTAL	11	1	1	100.0	31	1-2	4



**M DB**  
**6-0, 190**  
**Redshirt Freshman**  
**Valencia, Pa.**  
**Mars Area**

**CHRIS SMITH**

Photo Not Available

2013: Did not see action.




**M WR**  
**5-10, 175**  
**Redshirt Freshman**  
**Rochester, N.Y.**  
**Greece Arcadia**

**ZACH SMITH**

2013: Did not see action. **High School:** Was a two-year varsity letterman at Greece Arcadia High School... was team captain as a senior... led team in all receiving categories throughout high school... was the recipient of the Scott Spino Scholar Athlete Award. **Personal:** Born March 22, 1995... majoring in athletic training... son of Lori and Mike Dornberger and Paul Smith... has one brother, Brennan, and one sister, Nicole... father Paul Smith played football at Mercyhurst as a defensive back from 1985-88... he was a four-year starter and was a preseason All-American in 1988 and an Honorable Mention All-American that same year.



**M DB**  
**6-1, 180**  
**Sophomore**  
**Trafford, Pa.**  
**Penn-Trafford**

**DORIAN STEVENS**

2013: Played in nine games, earning one start at Slippery Rock on September 28... led the team with eight punt returns and finished second with 60 punt return yards... averaged 7.5 yards per punt return... had three kickoff returns for 55 yards (18.3 per return)... finished the season with 115 all-purpose yards... had nine total tackles, seven of which were solo stops... had season-high four

# 2014-RETURNING-PLAYERS



tackles in win over Millersville on September 14...had 44 yards on three punt returns at Slippery Rock. **High School:** Was a three-year letterman in both football and basketball at Penn Trafford High School...was also team captain for both teams...was a First Team All-Conference selection in football during senior year...had more than 1,600 all-purpose yards as a senior...was a member of the Tribune Review Terrific 25...was a high Honor Roll student with a 3.8 GPA and was a member of the National Honor Society. **Personal:** Born March 18, 1995...majoring in biology...son of Lisa Kalkstein...has one sister, Maria, and one brother, Tommy.

## DORIAN STEVENS CAREER STATISTICS

	GP	UA	A	TOT	TFL-Yds	SACKS-Yds	INT	PD	FF	FR
2013	9	7	2	9	0-0	0-0	0	1	0	0
<b>TOTAL</b>	<b>9</b>	<b>7</b>	<b>2</b>	<b>9</b>	<b>0-0</b>	<b>0-0</b>	<b>0</b>	<b>1</b>	<b>0</b>	<b>0</b>

	PR	GP	NO	YDS	AVG	TD	LONG
2013	9	8	60	7.5	0	24	
<b>TOTAL</b>	<b>9</b>	<b>8</b>	<b>60</b>	<b>7.5</b>	<b>0</b>	<b>24</b>	

	KOR	GP	NO	YDS	AVG	TD	LONG
2013	9	3	55	18.3	0	19	
<b>TOTAL</b>	<b>9</b>	<b>3</b>	<b>55</b>	<b>18.3</b>	<b>0</b>	<b>19</b>	



Tevin Stewart

**M** **DB**

5-10, 180  
Redshirt Junior  
Jacksonville, Fla.  
Eagle's View

**TEVIN STEWART**

2013: Played in all 11 games, earning first collegiate start against Millersville on September 14... finished the season with 22 total tackles, including 16 solo stops...best game of the season came at Clarion on September 21 where he finished with a season-high six tackles (three solo, three assisted), his only interception of the season (four yards), and a fumble recovery...had four solo tackles and a pass breakup at Seton Hill on October 12. 2012: Appeared in three games for the Lakers, playing on special teams and in the Laker secondary...did not record any tackles but had an interception in the season-ending victory over East Stroudsburg on November 10. 2011: Did not see action. **High School:** Played football, basketball, and participated in track and field at Eagle's View Academy...was an All-First Coast selection...had three interceptions in one game...picked off six passes during senior season...caught 62 passes for 719 yards and nine touchdowns as a senior. **Personal:** Born January 29, 1993...major is undecided...son of Kelvin and Angela Stewart...has two brothers, Kelvin Stewart Jr. and Jherod Kelly, and one sister, Katrina Stewart.

## TEVIN STEWART CAREER STATISTICS

	GP	UA	A	TOT	TFL-Yds	SACKS-Yds	INT	PD	FF	FR
2012	3	0	0	0	0-0	0-0	1-0	0	0	0
2013	11	16	6	22	0-0	0-0	1-4	2	0	1
<b>TOTAL</b>	<b>14</b>	<b>16</b>	<b>6</b>	<b>22</b>	<b>0-0</b>	<b>0-0</b>	<b>2-4</b>	<b>2</b>	<b>0</b>	<b>1</b>

**M** **WR**

6-0, 190  
Redshirt Freshman  
New Castle, Pa.  
Neshannock

**ALEX WELKER**

2013: Did not see action. **High School:** Played football and participated in track and field at Neshannock High School...was a First Team All-Conference selection on both offense and defense. **Personal:** Born March 15, 1995...majoring in physical therapy...son of Susan and James Stevens...has two brothers, Danny and Erik.



Garrett Wild

**M** **LB**

6-0, 225  
Senior  
Pittsburgh, Pa.  
Baldwin

**GARRETT WILD**

2013: Played in, and started, all 11 games for the Lakers at linebacker...finished seventh on the team with 42 total tackles (24 solo, 18 assisted)...had at least one tackle in all 11 games...had three tackles for a loss, one sack, one interception, one forced fumble, broke up three passes, and blocked two kicks during the year...had a season-high eight tackles (one solo, seven assisted) and one tackle for a loss at Clarion on September 21...had seven total tackles (four solo, three assisted) and a tackle for a loss in win at East Stroudsburg on November 16...first collegiate interception went for six yards in win at California (Pa.) on November 9. 2012: Played in all 11 games, starting once in victory at Gannon on October 13...had 20 total tackles on the season (10 solo, 10 assisted)...also had 1.5 tackles for a loss, one force fumble, one fumble recovery, and one pass breakup...had a season-high four tackles (all solo) in victory over Slippery Rock on September 22...had at least one tackle in all 11 games, including multiple tackles in five contests. 2011: Appeared in all 11 games as a freshman, including starts against Edinboro, California, and Shipensburg...contributed on both defense and special teams for the Lakers, which amounted to 26 total tackles (14 solo stops), one tackle for a loss, and one sack...posted a personal-best six stops

in come-from-behind victory over Clarion...completed one pass for 31 yards on a key fourth down conversion against Gannon. **High School:** Played football and lacrosse at Baldwin High School...was a three-year letterwinner in football and a four-year starter and letterwinner in lacrosse...was a First Team All-Conference selection in both 2009 and 2010 at linebacker...led Baldwin in tackles as both a junior and senior...had 70-plus tackles in each of those seasons. **Personal:** Born August 14, 1992...majoring in exercise science...son of James and Teresa Wild...has two brothers, Zac and Ian...Zac was a defensive end for Mercyhurst from 2005 through 2008...Ian completed a terrific four-year career at Mercyhurst, starting on teams that won a National Championship in lacrosse and made the NAAs for the first time ever in football.

### GARRETT WILD CAREER STATISTICS

	GP	UA	A	TOT	TFL-Yds	SACKS-Yds	INT	PD	FF	FR
2011	11	14	12	26	1.0-8	1.0-8	0	0	0	0
2012	11	10	10	20	1.5-3	0-0	0	1	1	1
2013	11	24	18	42	3.0-11	1.0-4	1-6	4	1	0
<b>TOTAL</b>	<b>33</b>	<b>48</b>	<b>40</b>	<b>88</b>	<b>5.5-22</b>	<b>2.0-12</b>	<b>1-6</b>	<b>5</b>	<b>2</b>	<b>1</b>



M LB

6-1, 215  
Redshirt Sophomore  
Beachwood, Ohio  
Orange

TRAE  
WILLIAMS

2013: Appeared in victory over Cheyney on October 5...did not record any statistics. 2012: Saw action in the season opener at Notre Dame College on August 30...did not record any statistics. **High School:** Participated in football, basketball, and track and field at Orange High School...was a First Team All-Conference selection at linebacker...finished senior season with 10.5 sacks and 15.5 tackles for a loss...also forced four fumbles, recovered three fumbles, and picked off two passes...set career-highs with 16 tackles in one game as a senior and 3.5 sacks in one game as a sophomore...ran an 11.7 100-meter dash in track and field...also recorded 42.5 feet in the shot put. **Personal:** Born September 2, 1993...majoring in communications and in business...son of Johnny and Chariss Williams...has one brother, Spencer...father played football at Kent State.



M WR

6-2, 180  
Junior  
Pittsburgh, Pa.  
Penn Hills

JAQUAN  
WILLIAMS

2013: Enjoyed breakout sophomore season, appearing in all 11 games and starting nine at wide receiver...led Laker receiving corps in receptions (33), receiving yards (493), and finished second on team with three receiving touchdowns...averaged 14.9 yards per catch and averaged 44.8 receiving yards per game...caught at least one pass in all 11 games and had at least two catches in a game eight times...had season-highs in receptions (7), receiving yards (123), and touchdowns (2) in win over Cheyney on October 5...caught season-long 59-yard pass in win over Cheyney...caught other touchdown in victory over Gannon on October 17. 2012: Played in four games, primarily on special teams...had one assisted tackle in season-ending victory over East Stroudsburg on November 10...also saw time against Cheyney, Gannon, and California (Pa.) **High School:** Played football at Penn Hills...completed 40-of-74 passes for 705 yards and five touchdowns as a senior...also caught eight passes for 123 yards and one score...recorded 66 tackles and three interceptions on defense. **Personal:** Born May 21, 1994...majoring in criminal justice with a minor in business...son of Craig and Rochelle Williams...has three siblings, Craig Jr., Teonia, and Raymeir...father played football and ran track collegiately.

### JAQUAN WILLIAMS CAREER STATISTICS

	GP	REC	YDS	AVG	TD	LONG
2012	4	0	0	0.0	0	0
2013	11	33	493	14.9	3	59
<b>TOTAL</b>	<b>15</b>	<b>33</b>	<b>493</b>	<b>14.9</b>	<b>3</b>	<b>59</b>



M DB

6-2, 195  
Senior  
Kingsland, Ga.  
Camden County

VISHAWN  
WILLIAMS

2013: Appeared in nine games in the Mercyhurst secondary...earned one start against Indiana (Pa.) on October 26...finished the season with 20 total tackles, a dozen of which were solo...had 3.5 tackles for a loss and one quarterback sack...had season-high six tackles (four solo) at Slippery Rock on September 28...had four tackles and one tackle for a loss in win over Cheyney on October 5...first career sack came in first game against Millersville on September 14. **Prior To Mercyhurst:** Attended Dean College in Franklin, Massachusetts...helped team win the Valley of the Sun Bowl over Glendale Community College in 2011. **High School:** Played football at Camden County High School in Georgia. **Personal:** Born June 15, 1993...majoring in sports management...son of Lasabriel Williams...has five siblings - Deangelo, Yasman, Marquavious, Zoey, and Candra.

### VISHAWN WILLIAMS CAREER STATISTICS

	GP	UA	A	TOT	TFL-Yds	SACKS-Yds	INT	PD	FF	FR
2013	9	12	8	20	3.5-15	1.0-7	0	0	0	0
<b>TOTAL</b>	<b>9</b>	<b>12</b>	<b>8</b>	<b>20</b>	<b>3.5-15</b>	<b>1.0-7</b>	<b>0</b>	<b>0</b>	<b>0</b>	<b>0</b>



Jaquan Williams



Vishawn Williams

# 2014 RETURNING PLAYERS




**M OL**

**6-3, 315**  
**Redshirt Freshman**  
**Belle Vernon, Pa.**  
**Belle Vernon**

**COLLIN WOSS**

2013: Did not see action. **High School:** Was a three-year letterwinner in football and a two-time letterwinner in track and field...was a co-captain of the football team and was an Academic Honor Roll member...participated in the Bee Graphix Football Classic. **Personal:** Born July 2, 1995...majoring in business marketing...son of Chuck and Debbie Woss...has one sister, Ashley.



**M DL**

**6-1, 250**  
**Redshirt Senior**  
**Bloomfield, Conn.**  
**Bloomfield**

**JAZZ WRIGHT**

2013: Saw action in four contests...played in wins over Millersville, Cheyney, and Seton Hill...also played at Slippery Rock...did not record any statistics...earned team's Ironman Award at annual postseason banquet. 2012: Did not see action. 2011: Appeared in two games for the Lakers against IUP and Slippery Rock. **Prior To Mercyhurst:** Played one season of football at Kentucky Wesleyan College. **High School:** Two-year starter at offensive tackle and defensive end for Bloomfield High School in Bloomfield, Ct...twice named All-Conference...Honorable Mention All-State as a senior...collected 58 tackles in 2009...led the Warhawks to a 10-2 record...two-year member of the track team where he threw the shot put and discus...earned Honor Roll recognition. **Personal:** Born October 8, 1992...majoring in exercise science...son of Tim Wright and Angela Rivera...has six siblings - Bilaugn, Ellis, Tiffany, Stephon, Gian, and Devonte...cousin Dwight Freney was a long-time defensive lineman for the Indianapolis Colts.



**M WR**

**6-3, 220**  
**Redshirt Senior**  
**Beachwood, Ohio**  
**Beachwood**

**STEPHEN YARBROUGH**

2013: Played in ten games, missing only the Cheyney contest on October 5...finished the season with eight receptions for 134 yards and first collegiate touchdown in victory over Edinboro on November 2...touchdown catch was a career-long 61-yard reception...also had one carry for 15 yards in win at California (Pa.) on November 9...had two catches in back-to-back weeks against Millersville and Clarion...averaged 16.8 yards per catch - second-highest on the team. 2012: Played in ten games at wide receiver...had two catches for 27 yards on the season, both of which came

in the season opener at Notre Dame College on August 30...had a season-long reception of 17 yards...recorded a solo tackle in victory at Millersville on September 8. 2011: Was active in all 11 games for the Lakers in rotation at wide receiver...was part of a passing game that finished third overall in the PSAC in passing yardage (273.7 ypg)...finished the season with 15 receptions (sixth on the team) for 144 yards...posted season-highs of four catches in a win over Notre Dame College, 40 yards against Indiana (Pa.), and a long reception of 18 yards, also against Indiana. 2010: Did not see action. **High School:** Lettered in football, basketball, and track and field at Beachwood High School...Second Team All-State in 2010. **Personal:** Born August 18, 1992...majoring in business...son of Edwin and Yolanda Yarbrough...has one brother, Edwin.

## STEPHEN YARBROUGH CAREER STATISTICS

	GP	REC	YDS	AVG	TD	LONG
2011	11	15	144	9.6	0	18
2012	10	2	27	13.5	0	17
2013	10	8	134	16.8	1	61
<b>TOTAL</b>	<b>31</b>	<b>25</b>	<b>305</b>	<b>12.2</b>	<b>1</b>	<b>61</b>




**M FB**

**5-10, 210**  
**Redshirt Freshman**  
**Bowonsville, N.Y.**  
**St. Francis**

**JORDAN ZAKROCZEMSKI**

2013: Did not see action.

## Bentley

## Game 1

## West Chester

## Game 2

Saturday, September 6, 2014 • 12:00 p.m.  
Bentley Stadium • Waltham, Massachusetts

Saturday, September 13, 2014 • 12:00 p.m.  
John A. Farrell Stadium • West Chester, Pennsylvania

### General Information

Location..... Waltham, Massachusetts  
Enrollment..... 4,308  
Nickname..... Falcons  
Colors..... Blue and Gold  
Stadium..... Bentley Stadium (4,800)  
Conference..... Northeast-10  
Director of Athletics..... Bob DeFelice  
Head Coach..... Bill Kavanaugh (Bentley '04)  
Record at Bentley..... First Season  
Career Record..... First Season  
Offensive System..... Multiple  
Defensive System..... Multiple  
Starters Returning/Lost..... N/A  
    Offense..... N/A  
    Defense..... N/A  
    Special Teams..... N/A  
SID..... Dick Lipe  
Phone..... 781-891-2334  
Website..... www.bentleyfalcons.com

### General Information

Location..... West Chester, Pennsylvania  
Enrollment..... 15,800  
Nickname..... Golden Rams  
Colors..... Purple and Gold  
Stadium..... John A. Farrell Stadium (7,500)  
Conference..... PSAC (Eastern Division)  
Director of Athletics..... Dr. Edward M. Matejkovic  
Head Coach..... Bill Zwaan (Delaware '79)  
Record at West Chester..... 90-45 (12th Season)  
Career Record..... 144-59 (18th Season)  
Offensive System..... Spread Wing-T  
Defensive System..... 4-3  
Starters Returning/Lost..... 17/9  
    Offense..... 7/4  
    Defense..... 7/4  
    Special Teams..... 3/1  
SID..... James Zuhlke  
Phone..... 610-436-2235  
Website..... www.wcupagoldenrams.com



### 2013 Results (6-5 overall)

September 7	MERCYHURST	W 17-16
September 13	ASSUMPTION	L 14-20
September 20	LIU POST	W 38-24
September 28	at Stonehill	L 3-30
October 5	ST. ANSELM	W 32-27
October 12	at Pace	W 56-13
October 19	AMERICAN INTERNATIONAL	L 14-42
October 26	at Merrimack	L 34-40
November 2	SOUTHERN CONNECTICUT STATE	W 24-19
November 9	at New Haven	L 10-54
November 16	ST. ANSELM	W 56-41

### 2014 Schedule

September 6	MERCYHURST	1:00 PM
September 12	STONEHILL	7:00 PM
September 20	at St. Anselm	1:00 PM
September 27	NEW HAVEN	2:00 PM
October 4	at American International	TBA
October 11	MERRIMACK	1:00 PM
October 18	at Southern Connecticut State	12:00 PM
October 25	PACE	1:00 PM
November 1	at Assumption	1:00 PM
November 8	at LIU Post	12:00 PM
November 15	TBA (NE-10 Championship Weekend)	TBA

**SERIES HISTORY**  
Bentley leads all-time series 1-0

	RESULT	MER	BEN
2013	at Bentley	L	16
			17

### 2013 Results (13-2 overall)

September 7	NEW HAVEN	W 45-14
September 14	at Gannon	W 56-41
September 21	at Millersville	W 48-3
September 28	KUTZTOWN	W 22-21
October 5	CALIFORNIA (Pa.)	W 38-31
October 12	EAST STROUDSBURG	W 34-20
October 19	at Lock Haven	W 34-13
October 26	at Shippensburg	W 32-29
November 2	at Cheyney	W 66-14
November 9	BLOOMSBURG	L 28-31
November 16	CLARION	W 41-14
November 23	AMERICAN INTERNATIONAL (NCAA First Round)	W 38-7
November 30	at Bloomsburg (NCAA Second Round)	W 40-38
December 7	at Shepherd (NCAA Quarterfinals)	W 28-7
December 14	at Lenoir-Rhyne (NCAA Semifinals)	L 14-42

### 2014 Schedule

September 6	at New Haven	1:00 PM
September 13	MERCYHURST	12:00 PM
September 20	at Seton Hill	6:00 PM
September 27	MILLERSVILLE	6:00 PM
October 4	LOCK HAVEN	12:00 PM
October 9	at Kutztown	7:05 PM
October 18	SHIPPENSBURG	2:00 PM
October 25	at Bloomsburg	2:00 PM
November 1	CHEYNEY	12:00 PM
November 8	at East Stroudsburg	1:05 PM
November 15	at Indiana (Pa.)	1:00 PM

**SERIES HISTORY**  
West Chester leads all-time series 1-0

	RESULT	MER	WCU
2009	at West Chester	L	13
			45

# 2014 OPPONENTS



## Bloomsburg

## Game 3

## Indiana (Pa.)

## Game 4

Saturday, September 20, 2014 • 12:00 p.m.  
Tullio Field • Erie, Pennsylvania

Saturday, September 27, 2014 • 4:00 p.m.  
George P. Miller Stadium • Indiana, Pennsylvania

### General Information

Location.....	Bloomsburg, Pennsylvania
Enrollment.....	10,127
Nickname.....	Huskies
Colors.....	Maroon and Gold
Stadium.....	Redman Stadium (4,775)
Conference.....	PSAC (Eastern Division)
Director of Athletics.....	Mike McFarland
Head Coach.....	Paul Darragh (Temple '85)
Record at Bloomsburg.....	10-2 (2nd Season)
Career Record.....	10-2 (2nd Season)
Offensive System.....	Pro-I
Defensive System.....	4-3
Starters Returning/Lost.....	16/11
Offense.....	6/6
Defense.....	8/3
Special Teams.....	2/2
SID.....	Tom McGuire
Phone.....	570-389-4413
Website.....	www.buhuskies.com

### General Information

Location.....	Indiana, Pennsylvania
Enrollment.....	14,728
Nickname.....	Crimson Hawks
Colors.....	Crimson and Gray
Stadium.....	George P. Miller Stadium (6,000)
Conference.....	PSAC (Western Division)
Director of Athletics.....	Dr. Frank Condino
Head Coach.....	Curt Cignetti (West Virginia '82)
Record at Indiana (Pa.).....	28-7 (4th Season)
Career Record.....	28-7 (4th Season)
Offensive System.....	Multiple
Defensive System.....	Multiple
Starters Returning/Lost.....	11/13
Offense.....	3/8
Defense.....	6/5
Special Teams.....	2/0
SID.....	Ryan Rebholz
Phone.....	724-357-2747
Website.....	www.iupathletics.com



#### 2013 Results (10-2 overall)

September 7	STONEHILL	W 41-13
September 14	at Edinboro	W 47-35
September 21	at Kutztown	W 31-12
September 28	LOCK HAVEN	W 56-10
October 5	at Gannon	W 38-14
October 12	MILLERSVILLE	W 45-7
October 19	at East Stroudsburg	W 52-38
October 26	CHEYNEY	W 35-7
October 31	SHIPPENSBURG	L 18-34
November 9	at West Chester	W 31-28
November 16	SLIPPERY ROCK (PSAC Championship)	W 42-38
November 30	WEST CHESTER (NCAA Second Round)	L 38-40

#### 2013 Results (9-2 overall)

September 7	at Southern Connecticut State	W 30-20
September 14	CHEYNEY	W 49-0
September 21	at Seton Hill	W 26-0
September 28	CALIFORNIA (Pa.)	W 20-7
October 5	MILLERSVILLE	W 62-3
October 12	at Slippery Rock	L 16-42
October 19	EDINBORO	L 30-36
October 26	at Mercyhurst	W 28-6
November 2	at Clarion	W 42-14
November 9	GANNON	W 55-20
November 16	at Shippensburg	W 42-21

#### 2014 Schedule

September 6	at Stonehill	1:00 PM
September 13	CALIFORNIA (Pa.)	2:00 PM
September 20	at Mercyhurst	12:00 PM
September 27	SHIPPENSBURG	2:00 PM
October 4	at Cheyney	1:00 PM
October 11	MILLERSVILLE	2:00 PM
October 18	at Kutztown	1:00 PM
October 25	WEST CHESTER	2:00 PM
November 1	EAST STROUDSBURG	2:00 PM
November 8	at Lock Haven	1:00 PM
November 15	at Seton Hill	12:00 PM

#### 2014 Schedule

September 6	ST. AUGUSTINE'S	12:00 PM
September 13	at Kutztown	1:05 PM
September 20	at Lock Haven	12:00 PM
September 27	MERCYHURST	4:00 PM
October 4	at Edinboro	2:00 PM
October 11	SETON HILL	2:00 PM
October 18	at California (Pa.)	1:00 PM
October 25	SLIPPERY ROCK	1:00 PM
November 1	CLARION	1:00 PM
November 8	at Gannon	12:00 PM
November 15	WEST CHESTER	1:00 PM

### SERIES HISTORY

All-time series tied 2-2

		RESULT	MER	BU
2010	at Mercyhurst (NCAA Second Round)	W	28	14
2010	at Mercyhurst (PSAC Championship)	W	56	37
2009	at Mercyhurst	L	7	17
2008	at Bloomsburg	L	0	24

### SERIES HISTORY

Indiana (Pa.) leads all-time series 4-2

		RESULT	MER	IUP
2013	at Mercyhurst	L	6	28
2012	at Indiana (Pa.)	L	13	31
2011	at Mercyhurst	OT L	28	35
2010	at Indiana (Pa.)	W	28	27
2009	at Mercyhurst	W	20	16
2008	at Indiana (Pa.)	L	10	42

## Clarion

## Game 5

## Gannon

## Game 6

Saturday, October 4, 2014 • 1:00 p.m.  
Tullio Field • Erie, Pennsylvania (HOMECOMING)

Saturday, October 11, 2014 • 12:00 p.m.  
Gannon University Field • Erie, Pennsylvania

### General Information

Location..... Clarion, Pennsylvania  
Enrollment..... 6,100  
Nickname..... Golden Eagles  
Colors..... Blue and Gold  
Stadium..... Memorial Stadium (5,000)  
Conference..... PSAC (Western Division)  
Director of Athletics..... Dave Katis  
Head Coach..... Jay Foster (Plymouth State '85)  
Record at Clarion..... 27-61 (9th Season)  
Career Record..... 27-61 (9th Season)  
Offensive System..... Multiple  
Defensive System..... Multiple  
Starters Returning/Lost..... 20/7  
    Offense..... 9/3  
    Defense..... 9/3  
    Special Teams..... 2/1  
SID..... Richard P. Herman  
Phone..... 814-393-2651  
Website..... www.clariongoldeneagles.com

### General Information

Location..... Erie, Pennsylvania  
Enrollment..... 4,211  
Nickname..... Golden Knights  
Colors..... Maroon, White, and Gold  
Stadium..... Gannon University Stadium (2,500)  
Conference..... PSAC (Western Division)  
Director of Athletics..... TBA  
Head Coach..... Brad Rzyczycki (Mercyhurst '95)  
Record at Gannon..... 9-13 (3rd Season)  
Career Record..... 9-13 (3rd Season)  
Offensive System..... Multiple  
Defensive System..... Multiple  
Starters Returning/Lost..... 20/5  
    Offense..... 9/3  
    Defense..... 9/2  
    Special Teams..... 2/0  
SID..... Dan Teliski  
Phone..... 814-871-7418  
Website..... www.gannonsports.com



**2013 Results (4-7 overall)**

September 7	KUTZTOWN	W 39-38
September 14	LOCK HAVEN	W 30-13
September 21	MERCYHURST	W 20-13
September 28	GANNON	L 25-45
October 5	at East Stroudsburg	L 28-48
October 12	at California (Pa.)	L 7-35
October 19	at Slippery Rock	L 13-34
October 26	SETON HILL	W 41-2
November 2	INDIANA (Pa.)	L 14-42
November 9	at Edinboro	L 7-9
November 16	at West Chester	L 14-41

**2013 Results (6-5 overall)**

September 5	at Lake Erie College	W 36-33
September 14	WEST CHESTER	L 41-56
September 21	SLIPPERY ROCK	W 38-27
September 28	at Clarion	W 45-25
October 5	BLOOMSBURG	L 14-38
October 12	EDINBORO	W 55-14
October 17	vs Mercyhurst (at Veterans Stadium)	L 21-51
October 26	at California (Pa.)	L 7-35
November 2	SETON HILL	W 40-21
November 9	at Indiana (Pa.)	L 20-55
November 16	at Lock Haven	W 44-14

**2014 Schedule**

September 6	at St. Francis (Pa.)	1:00 PM
September 13	at Millersville	4:00 PM
September 20	at Cheyney	1:00 PM
September 27	GANNON	2:00 PM
October 4	at Mercyhurst	1:00 PM
October 11	EDINBORO	6:00 PM
October 18	at Seton Hill	3:00 PM
October 25	CALIFORNIA (Pa.)	1:00 PM
November 1	at Indiana (Pa.)	1:00 PM
November 8	SLIPPERY ROCK	12:00 PM
November 15	KUTZTOWN	12:00 PM

**2014 Schedule**

September 6	SOUTHERN CONNECTICUT STATE	12:00 PM
September 13	at Cheyney	1:00 PM
September 20	KUTZTOWN	12:00 PM
September 27	at Clarion	2:00 PM
October 4	at Slippery Rock	6:00 PM
October 11	MERCYHURST	12:00 PM
October 16	at Edinboro	7:00 PM
October 25	SETON HILL	12:00 PM
November 1	at California (Pa.)	1:00 PM
November 8	INDIANA (Pa.)	12:00 PM
November 15	EAST STROUDSBURG	12:00 PM

### SERIES HISTORY

Mercyhurst leads all-time series 4-2

		RESULT	MER	CLAR
2013	at Clarion	L	13	20
2012	at Mercyhurst	W	22	14
2011	at Clarion	W	42	38
2010	at Mercyhurst	W	38	14
2009	at Clarion	L	25	29
2008	at Mercyhurst	W	41	7

### SERIES HISTORY

Mercyhurst leads all-time series 11-5-1

		RESULT	MER	GU		RESULT	MER	GU	
2013	at Mercyhurst	W	51	21	2004	at Mercyhurst	L	37	43
2012	at Gannon	W	38	29	1997	at Gannon	W	35	18
2011	at Mercyhurst	L	27	30	1996	at Mercyhurst	W	34	14
2010	at Gannon	L	10	14	1995	at Gannon	W	9	6
2009	at Mercyhurst	W	27	17	1994	at Gannon	T	13	13
2008	at Gannon	W	35	32	1993	at Gannon	W	17	7
2007	at Gannon	W	49	28	1992	at Mercyhurst	L	21	24
2006	at Mercyhurst	W	35	14	1991	at Gannon	W	40	7
2005	at Gannon	L	26	35					

# 2014 OPPONENTS



## Slippery Rock

### Game 7

## Edinboro

### Game 8

Saturday, October 18, 2014 • 1:00 p.m. (BIG HOUSE BATTLE)  
Michigan Stadium • Ann Arbor, Michigan

Thursday, October 23, 2014 • 7:00 p.m.  
Veterans Stadium • Erie, Pennsylvania

### General Information

Location ..... Slippery Rock, Pennsylvania  
Enrollment ..... 8,347  
Nickname ..... The Rock  
Colors ..... Green and White  
Stadium ..... Mihalik-Thompson Stadium (10,000)  
Conference ..... PSAC (Western Division)  
Director of Athletics ..... Paul Lueken  
Head Coach ..... Dr. George Mihalik (Slippery Rock '74)  
Record at Slippery Rock ..... 176-104-4 (28th Season)  
Career Record ..... 176-104-4 (28th Season)  
Offensive System ..... Spread  
Defensive System ..... 4-3  
Starters Returning/Lost ..... 13/13  
    Offense ..... 7/4  
    Defense ..... 4/7  
    Special Teams ..... 2/2  
SID ..... Jon Holtz  
Phone ..... 724-738-4925  
Website ..... www.rockathletics.com

### General Information

Location ..... Edinboro, Pennsylvania  
Enrollment ..... 7,100  
Nickname ..... Fighting Scots  
Colors ..... Red and White  
Stadium ..... Sox Harrison Stadium (6,000)  
Conference ..... PSAC (Western Division)  
Director of Athletics ..... Bruce Baumgartner  
Head Coach ..... Scott Browning (Ohio State '81)  
Record at Edinboro ..... 54-35 (9th Season)  
Career Record ..... 54-35 (9th Season)  
Offensive System ..... Multiple  
Defensive System ..... Multiple  
Starters Returning/Lost ..... 13/11  
    Offense ..... 7/4  
    Defense ..... 6/5  
    Special Teams ..... 0/2  
SID ..... Bob Shreve  
Phone ..... 814-732-1834  
Website ..... www.gofightingscots.com



#### 2013 Results (9-3 overall)

September 7	at Northwood (Mich.)	W 51-36
September 14	SHIPPENSBURG	W 58-38
September 21	at Gannon	L 27-38
September 28	MERCYHURST	W 58-34
October 5	at Kutztown	W 58-10
October 12	INDIANA (Pa.)	W 42-16
October 19	CLARION	W 34-13
October 26	at Edinboro	W 44-20
November 2	CALIFORNIA (Pa.)	W 35-17
November 9	at Seton Hill	W 55-21
November 16	at Bloomsburg (PSAC Championship)	L 38-42
November 23	at Winston-Salem State (NCAA First Round)	L 20-27

#### 2013 Results (5-6 overall)

September 5	at Walsh	W 35-34
September 14	BLOOMSBURG	L 35-47
September 21	at California (Pa.)	L 7-20
September 28	SETON HILL	W 43-7
October 5	LOCK HAVEN	W 31-6
October 12	at Gannon	L 14-55
October 19	at Indiana (Pa.)	W 36-30
October 26	SLIPPERY ROCK	L 20-44
November 2	at Mercyhurst	L 6-19
November 9	CLARION	W 9-7
November 16	at Kutztown	L 10-41

#### 2014 Schedule

September 6	KUTZTOWN	6:00 PM
September 13	at East Stroudsburg	6:05 PM
September 20	at Millersville	4:00 PM
September 27	SETON HILL	2:00 PM
October 4	GANNON	6:00 PM
October 11	at California (Pa.)	3:30 PM
October 18	vs Mercyhurst (at Michigan Stadium)	1:00 PM
October 25	at Indiana (Pa.)	1:00 PM
November 1	EDINBORO	1:00 PM
November 8	at Clarion	12:00 PM
November 15	CHEYNEY	1:00 PM

#### 2014 Schedule

September 4	at Carson-Newman	7:00 PM
September 13	at Shippensburg	12:00 PM
September 20	EAST STROUDSBURG	12:00 PM
September 27	at California (Pa.)	1:00 PM
October 4	INDIANA (Pa.)	2:00 PM
October 11	at Clarion	6:00 PM
October 18	GANNON	7:00 PM
October 23	vs Mercyhurst (at Veterans Stadium)	7:00 PM
November 1	at Slippery Rock	1:00 PM
November 8	SETON HILL	12:00 PM
November 15	MILLERSVILLE	12:00 PM

### SERIES HISTORY

All-time series tied 3-3

		RESULT	MER	SRU
2013	at Slippery Rock	L	34	58
2012	at Mercyhurst	W	38	23
2011	at Slippery Rock	L	21	28
2010	at Mercyhurst	W	21	13
2009	at Slippery Rock	L	16	17
2008	at Mercyhurst	W	34	10

### SERIES HISTORY

All-time series tied 5-5

		RESULT	MER	EU			RESULT	MER	EU
2013	at Mercyhurst	W	19	6	2008	at Edinboro	W	24	21
2012	at Edinboro	W	24	21	2000	at Edinboro	L	6	14
2011	at Mercyhurst	L	20	30	1999	at Mercyhurst	W	34	20
2010	at Edinboro	OT W	22	21	1983	at Edinboro	L	13	74
2009	at Mercyhurst	L	22	32	1982	at Edinboro	L	8	38

## Seton Hill

## Game 9

## California (Pa.)

## Game 10

Saturday, November 1, 2014 • 12:00 p.m.  
 Offutt Field • Greensburg, Pennsylvania

Saturday, November 8, 2014 • 12:00 p.m.  
 Tullio Field • Erie, Pennsylvania

### General Information

Location.....Greensburg, Pennsylvania  
 Enrollment.....1,700  
 Nickname.....Griffins  
 Colors.....Crimson and Vegas Gold  
 Stadium.....Offutt Field (5,000)  
 Conference.....PSAC (Western Division)  
 Director of Athletics.....Chris Snyder  
 Head Coach.....Isaac Collins (Univ. of Rochester '94)  
 Record at Seton Hill.....1-10 (2nd Season)  
 Career Record.....26-18 (5th Season)  
 Offensive System.....Multiple  
 Defensive System.....4-3  
 Starters Returning/Lost.....15/7  
     Offense.....7/4  
     Defense.....8/3  
     Special Teams.....N/A  
 SID.....Jason Greene  
 Phone.....724-830-1132  
 Website.....athletics.setonhill.edu

### General Information

Location.....California, Pennsylvania  
 Enrollment.....8,200  
 Nickname.....Vulcans  
 Colors.....Black and Red  
 Stadium.....Adamson Stadium (6,500)  
 Conference.....PSAC (Western Division)  
 Director of Athletics.....Dr. Karen Hjerpe  
 Head Coach.....Mike Kellar  
 Record at California (Pa.).....15-7 (3rd Season)  
 Career Record.....29-15 (6th Season)  
 Offensive System.....Multiple  
 Defensive System.....Multiple  
 Starters Returning/Lost.....15/10  
     Offense.....7/4  
     Defense.....5/6  
     Special Teams.....3/0  
 SID.....Matthew Kifer  
 Phone.....724-938-4552  
 Website.....www.calvulcans.com



#### 2013 Results (1-10 overall)

September 5	at Fairmont State	L 29-37
September 14	EAST STROUDSBURG	L 7-70
September 21	INDIANA (Pa.)	L 0-26
September 28	at Edinboro	L 7-43
October 5	at Shippensburg	L 27-73
October 12	MERCYHURST	L 19-50
October 19	CALIFORNIA (Pa.)	L 7-33
October 26	at Clarion	L 2-41
November 2	at Gannon	L 21-40
November 9	SLIPPERY ROCK	L 21-55
November 16	at Cheyney	W 17-10

#### 2014 Schedule

September 4	SHIPPENSBURG	7:00 PM
September 13	at Lock Haven	3:00 PM
September 20	WEST CHESTER	6:00 PM
September 27	at Slippery Rock	2:00 PM
October 4	CALIFORNIA (Pa.)	3:00 PM
October 11	at Indiana (Pa.)	2:00 PM
October 18	CLARION	3:00 PM
October 25	at Gannon	12:00 PM
November 1	MERCYHURST	12:00 PM
November 8	at Edinboro	12:00 PM
November 15	BLOOMSBURG	12:00 PM

**SERIES HISTORY**  
 Mercyhurst leads all-time series 1-0

	RESULT	MER	SHU
2013	at Seton Hill	W	50
			19

#### 2013 Results (7-4 overall)

September 7	at Hillsdale (Mich.)	W 22-19
September 14	KUTZTOWN	W 45-10
September 21	EDINBORO	W 20-7
September 28	at Indiana (Pa.)	L 7-20
October 5	at West Chester	L 31-38
October 12	CLARION	W 35-7
October 19	at Seton Hill	W 33-7
October 26	GANNON	W 35-7
November 2	at Slippery Rock	L 17-35
November 9	MERCYHURST	L 20-23
November 16	at Millersville	W 48-14

#### 2014 Schedule

September 6	VIRGINIA STATE	1:00 PM
September 13	at Bloomsburg	2:00 PM
September 20	at Shippensburg	12:00 PM
September 27	EDINBORO	1:00 PM
October 4	at Seton Hill	3:00 PM
October 11	SLIPPERY ROCK	3:30 PM
October 18	INDIANA (Pa.)	1:00 PM
October 25	at Clarion	1:00 PM
November 1	GANNON	1:00 PM
November 8	at Mercyhurst	12:00 PM
November 15	LOCK HAVEN	1:00 PM

**SERIES HISTORY**  
 All-time series tied 3-3

	RESULT	MER	CAL
2013	at California (Pa.)	W	23
2012	at Mercyhurst	W	40
2011	at California (Pa.)	OT L	26
2010	at Mercyhurst	W	31
2009	at California (Pa.)	L	7
2008	at Mercyhurst	L	6
			20
			7
			32
			21
			28
			17

## Shippensburg

## Game 11

Saturday, November 15, 2014 • 12:00 p.m.  
Tullio Field • Erie, Pennsylvania

### General Information

Location .....	Shippensburg, Pennsylvania
Enrollment .....	7,600
Nickname .....	Red Raiders
Colors .....	Red and Blue
Stadium .....	SU Student Association Field at Seth Grove (7,700)
Conference .....	PSAC (Eastern Division)
Director of Athletics .....	Jeff Michaels
Head Coach .....	Mark "Mac" Maciejewski (Shippensburg '92)
Record at Shippensburg .....	25-10 (4th Season)
Career Record .....	25-10 (4th Season)
Offensive System .....	Multiple
Defensive System .....	4-3
Starters Returning/Lost .....	16/9
Offense .....	9/2
Defense .....	6/5
Special Teams .....	1/2
SID .....	Bill Morgal
Phone .....	717-477-1206
Website .....	www.shipraiders.com



### 2013 Results (7-4 overall)

September 7	at Shepherd	L 0-33
September 14	at Slippery Rock	L 38-58
September 21	EAST STROUDSBURG	W 41-31
September 28	at Millersville	W 48-10
October 5	SETON HILL	W 73-27
October 12	at Lock Haven	W 30-24
October 19	KUTZTOWN	W 55-30
October 26	WEST CHESTER	L 29-32
October 31	at Bloomsburg	W 34-18
November 9	at Cheyney	W 42-0
November 16	INDIANA (Pa.)	L 21-42

### 2014 Schedule

September 4	at Seton Hill	7:00 PM
September 13	EDINBORO	12:00 PM
September 20	CALIFORNIA (Pa.)	12:00 PM
September 27	at Bloomsburg	2:00 PM
October 4	EAST STROUDSBURG	12:00 PM
October 11	at Lock Haven	3:00 PM
October 18	at West Chester	2:00 PM
October 25	CHEYNEY	12:00 PM
November 1	at Millersville	4:00 PM
November 8	KUTZTOWN	12:00 PM
November 15	at Mercyhurst	12:00 PM

### SERIES HISTORY

All-time series tied 1-1

		RESULT	MER	SHIP
2011	at Shippensburg	L	16	40
2008	at Mercyhurst	W	21	17

## All-Time PSAC Standings

The Pennsylvania State Athletic Conference was organized in 1951 for the purpose of administering athletics among the 14 state colleges in the Commonwealth of Pennsylvania.

Although football champions had been picked since 1934, the first actual on-the-field champion was crowned in 1960. The PSAC was restructured before the 2008 season. Shippensburg moved to the PSAC East and Gannon and Mercyhurst joined the West. C.W. Post joined the East as an associate member and then left after 2012. Mansfield discontinued its football program following the 2006 season. Seton Hill joined the PSAC in 2013 while Lock Haven moved to the East. All-time PSAC standings since 1960 (by winning percentage):

Eastern Division	W	L	T	PCT
West Chester	226	52	0	.813
East Stroudsburg	207	114	1	.644
Bloomsburg	196	121	5	.616
LIU Post	20	15	0	.571
Millersville	179	137	5	.565
Shippensburg	160	159	3	.502
Kutztown	143	174	4	.452
Mansfield	66	200	5	.253
Lock Haven	67	252	5	.215
Cheyney	40	273	2	.130

Western Division	W	L	T	PCT
Indiana (Pa.)	202	73	6	.730
Mercyhurst	26	16	0	.619
Slippery Rock	192	118	10	.616
Edinboro	166	142	12	.538
Clarion	161	155	7	.509
California (Pa.)	140	177	5	.443
Gannon	17	25	0	.405
Seton Hill	0	7	0	.000

### OPPONENT RECORDS VS. MERCYHURST

#### INDIVIDUAL

<b>Rushing</b>	
Attempts	45 by Perez Dinkins (180 yards), Buffalo State, 1996
Yards	361 by Joe Brusca (34 carries), C.W. Post, 1993
Touchdowns	5 by Joe Brusca, C.W. Post, 1994 5 by Mike Coppa, Salisbury State, 1987
Longest Rush	92 yards by Brent Lesniak, Grand Valley State, 1999
<b>Passing</b>	
Attempts	52 by Jim Carman (completed 29), Alfred, 1984
Completions	33 by Martin Hankins (attempted 51), SE Louisiana, 2004
Yards	439 by Nigel Barksdale, Slippery Rock, 2013
Touchdowns	6 by Curt Anes, Grand Valley State, 2001 6 by Kyle Keeler, Hillsdale, 1999
Longest Completion	96 yards, Vinnie Miroth to Rick Cottengim, Saginaw Valley, 2005
<b>Receiving</b>	
Receptions	14 by Vincent Mayfield (153 yards), Northern Michigan, 2004
Yards	277 by Joe Palumbo, Ithaca, 1993
Touchdowns	3, numerous times (last by John Schademan, Slippery Rock, 2013)
<b>Scoring</b>	
Points	36 by Perez Dinkins, Buffalo State, 1996
Touchdowns	6 by Perez Dinkins, Buffalo State, 1996
Extra Points	9 by Michael Berry, Saginaw Valley, 1998
Field Goals	5 by Matt Pifer, Ashland, 2000
Longest Field Goal	48 yards, several times (last by C.J. Bahr, Slippery Rock, 2009)
<b>Longest Returns</b>	
Interception Return	100 yards by Chris Volz, Indianapolis, 2000
Punt Return	87 yards by Scott Mackey, Grand Valley State, 2002
Kickoff Return	98 yards by Dion Brown, Northern Michigan, 2004
Fumble Return	92 yards by Nate List, Robert Morris, 1996
<b>Punting</b>	
Punts	12 by Jeff Zawacki, Canisius, 1992 12 by Kevin Daly, Niagara, 1985
Punting Average (minimum three)	49.2 by Jon McCartney, Westminster, 1999
Longest Punt	76 yards by Jon McCartney, Westminster, 1999

#### TEAM

First Downs	38 by SE Louisiana, 2004	Completions	40 by SE Louisiana, 2004
First Downs (Rush)	31 by Saginaw Valley, 1998	Passing Yds.	499 (two times)
First Downs (Pass)	25 by SE Louisiana, 2004	TD Passes	7 by Grand Valley State, 2001
Rushing Att.	79 by Saginaw Valley, 1998	Total Plays	107 by Hillsdale, 2001
Rushing Yds.	673 by Saginaw Valley, 1998	Total Yards	710 by Saginaw Valley, 1998
Rushing TD	8 by Saginaw Valley, 1998	Points	74 by Edinboro, 1983
Passing Att.	58 by Wayne State, 2000	TDs	10 by Edinboro (1983) and SVSU (1998)



# 2013 RESULTS

## Bentley University 17 Mercyhurst University 16 September 7, 2013 (Waltham, Massachusetts)

Score by Quarters	1	2	3	4	OT	Score
Mercyhurst (0-1)	7	6	3	0	0	16
Bentley (1-0)	0	10	7	0	0	17

**Scoring Summary:**

Time	Qtr	Team	Player	Description	Score
1st 10:13	MER	Jeff Groene	6 yd pass from Anthony Vendemia (Jordan Spangler kick)	MER 7-0	
7 plays, 52 yards, 3:33 TOP					
2nd 12:30	BEN	Michael Baron	27 yd field goal	MER 7-3	
11 plays, 61 yards, 4:41 TOP					
06:08	BEN	Jet Kollie	18 yd pass from Danny Guadagnoli (Michael Baron kick)	BEN 10-7	
9 plays, 64 yards, 4:47 TOP					
00:04	MER	Brandon Brown-Dukes	3 yd run (Jordan Spangler kick failed)	MER 13-10	
17 plays, 82 yards, 5:57 TOP					
3rd 08:56	MER	Jordan Spangler	31 yd field goal	MER 16-10	
12 plays, 76 yards, 5:57 TOP					
02:49	BEN	Jet Kollie	6 yd run (Michael Baron kick)	BEN 17-16	
8 plays, 72 yards, 4:13 TOP					

	MER	BEN
FIRST DOWNS	22	19
RUSHES-YARDS (NET)	37-163	26-137
PASSING YDS (NET)	216	162
Passes Att-Comp-Int	35-21-0	28-20-1
TOTAL OFFENSE PLAYS-YARDS	72-379	54-299
Punt Returns-Yards	1-1	0-0
Kickoff Returns-Yards	4-47	4-62
Interception Returns-Yards	1-0	0-0
Punts (Number-Avg)	5-33.8	3-42.7
Fumbles-Lost	1-0	0-0
Penalties-Yards	8-64	4-30
Possession Time	32:34	27:26
Third-Down Conversions	5 of 14	4 of 10
Fourth-Down Conversions	2 of 3	1 of 1
Red-Zone Scores-Chances	3 of 3	3 of 3
Sacks By: Number-Yards	0-0	1-0

### RUSHING:

Mercyhurst-Brandon Brown-Dukes 16-77; Allen Jones II 11-35; Milton Revell 3-25; Anthony Vendemia 6-20; Drew Robinson 1-6. Bentley-Jet Kollie 9-48; Danny Guadagnoli 8-48; Lorenzo Warren 7-34; Dave Campagna 1-8; TEAM 1-(-1).

### PASSING:

Mercyhurst-Anthony Vendemia 20-34-0-207; Brendan Boylan 1-1-0-9. Bentley-Danny Guadagnoli 20-28-1-162.

### RECEIVING:

Mercyhurst-Jaquan Williams 5-49; R.J. Miller 4-44; Jeff Groene 3-25; Ozzie Lumpkin 2-38; Vladimir Rock 2-23; Stephen Yarbrough 1-20; John Matarazzo 1-13; Dylan Bongiorno 1-5; Allen Jones II 1-0; Brandon Brown-Dukes 1-(-1). Bentley-Chris Calvanese 5-52; Jeff Hill 5-21; Jet Kollie 4-36; Chris Walsh 3-40; Kent Kozar 2-15; Chris Malonis 1-(-2).

### INTERCEPTIONS:

Mercyhurst-Colin Kimball 1-0. Bentley-None.

### FUMBLES:

Mercyhurst-Milton Revell 1-0. Bentley-None.

### SACKS:

Mercyhurst-None. Bentley-Mike DiLegge 1.0-0.

### TACKLES (UA-A):

Mercyhurst-Pat Behm 4-2; Joe Dever 5-0; Michael Foster 4-1; Keith Polson 4-1; Aunre' Davis 4-0; Dustin Galich 3-1; Mike Brown 3-1; Tevin Stewart 3-1; Allen Jones II 3-0; Colin Kimball 2-1; T.J. Latimer 1-2; Matt Hyland 1-1; Bobby Haracz 1-1; Keith Robinson Jr. 1-0; Ricky Mathews 1-0; Garrett Wild 1-0; Vladimir Rock 1-0; Ryan Carroll 0-1. Bentley-Kyle Young 9-5; Taylor Tavarozzi 8-1; Blaine Hopwood 7-1; AC Carter 7-0; Nick McCarthy 6-1; Matt Campo 2-3; Mike DiLegge 2-1; Bob Richman 2-1; Emmitt Smith 2-1; Craig Hanley 2-1; Josh Charles 1-2; Quincy Giles 1-2; Brad Keirstead 2-0; Mike Marini 1-1; Dave Campagna 1-0; Paul Norris 0-1.

## Mercyhurst University 49 Millersville University 7 September 14, 2013 (Erie, Pennsylvania)

Score by Quarters	1	2	3	4	OT	Score
Millersville (0-2)	7	0	0	0	0	7
Mercyhurst (1-1)	21	14	14	0	0	49

**Scoring Summary:**

Time	Qtr	Team	Player	Description	Score
1st 14:39	MER	Brandon Brown-Dukes	66 yd run (Steven Wakefield kick)	MER 7-0	
1 plays, 66 yards, 0:28 TOP					
12:49	MER	Matt Hyland	3 yd pass from Anthony Vendemia (Steven Wakefield kick)	MER 14-0	
4 plays, 16 yards, 1:43 TOP					
10:33	MER	R.J. Miller	10 yd pass from Anthony Vendemia (Steven Wakefield kick)	MER 21-0	
1 play, 10 yards, 0:05 TOP					
01:14	MILL	Ian Sadon	1 yd run (Garrett Mayhart kick)	MER 21-7	
7 plays, 77 yards, 3:26 TOP					
2nd 13:17	MER	Allen Jones II	16 yd run (Steven Wakefield kick)	MER 28-7	
7 plays, 68 yards, 2:51 TOP					
07:28	MER	Brandon Brown-Dukes	1 yd run (Steven Wakefield kick)	MER 35-7	
7 plays, 55 yards, 2:37 TOP					
3rd 06:07	MER	Brandon Brown-Dukes	14 yd run (Steven Wakefield kick)	MER 42-7	
10 plays, 95 yards, 5:28 TOP					
05:10	MER	Colin Kimball	45 yd interception return (Steven Wakefield kick)	MER 49-7	
0 plays, 0 yards, 0:00 TOP					

	MER	MILL
FIRST DOWNS	20	19
RUSHES-YARDS (NET)	37-220	34-77
PASSING YDS (NET)	169	206
Passes Att-Comp-Int	20-17-0	27-19-3
TOTAL OFFENSE PLAYS-YARDS	57-389	61-283
Punt Returns-Yards	0-0	1-0
Kickoff Returns-Yards	2-38	7-130
Interception Returns-Yards	3-109	0-0
Punts (Number-Avg)	1-36.0	2-33.0
Fumbles-Lost	0-0	4-1
Penalties-Yards	5-45	7-75
Possession Time	27:35	32:25
Third-Down Conversions	7 of 10	4 of 10
Fourth-Down Conversions	0 of 2	0 of 1
Red-Zone Scores-Chances	5 of 5	1 of 3
Sacks By: Number-Yards	6-41	0-0

### RUSHING:

Mercyhurst-Brandon Brown-Dukes 15-142; Allen Jones II 6-38; Milton Revell 7-30; Chris Lyle 5-10; Drew Robinson 2-4; TEAM 1-(-1); Jordan Spangler 1-(-3). Millersville-Ian Sadon 21-108; David Coates 2-7; Hakeem Johnson 2-(-3); Curtis Frye 3-(-5); Connor Casey 6-(-30).

### PASSING:

Mercyhurst-Anthony Vendemia 12-13-0-116; Alec Swartz 3-4-0-35; Zach Emerick 2-3-0-18. Millersville-Connor Casey 13-18-3-111; Curtis Frye 6-9-0-95.

### RECEIVING:

Mercyhurst-Dylan Bongiorno 3-23; Vladimir Rock 2-32; Stephen Yarbrough 2-20; Ozzie Lumpkin 1-22; John Matarazzo 1-13; Jaquan Williams 1-12; Pat Barry 1-11; R.J. Miller 1-10; Chris Lyle 1-9; Milton Revell 1-8; Jeff Groene 1-5; Matt Hyland 1-3; Brandon Brown-Dukes 1-1. Millersville-Brent Collins 11-123; Trenton Petrovich 3-18; Shane Doughty 2-37; Ian Sadon 1-21; Dante Barkley 1-4; Kevin Porter 1-3.

### INTERCEPTIONS:

Mercyhurst-Colin Kimball 2-86; Mike Brown 1-23. Millersville-None.

### FUMBLES:

Mercyhurst-None. Millersville-Curtis Frye 2-0; Connor Casey 1-0; David Coates 1-1.

### SACKS:

Mercyhurst-Serge Augustin 2.0-16; Mike Brown 1.0-8; Curtis Hansford 1.0-6; Garrett Wild 1.0-4; Vishawn Williams 1.0-7; Sean Powell 0.5-0. Millersville-None.

### TACKLES (UA-A):

Mercyhurst-Niko Otto 4-2; Ricky Mathews 4-2; Michael Foster 4-2; Mike Brown 4-1; Colin Kimball 4-1; Sean Powell 2-3; Pat Behm 4-0; Tevin Stewart 4-0; Dorian Stevens 3-1; Curtis Hansford 2-2; Matt Hyland 3-0; Dustin Galich 2-1; Keith Robinson Jr. 2-1; Garrett Wild 2-1; Keith Polson 2-0; Serge Augustin 2-0; Vishawn Williams 2-0; Joe Dever 2-0; Benji Abercrombie 1-0; Jarrett Dolegala 1-0; Allen Jones II 1-0; T.J. Latimer 0-1. Millersville-Rasheed Johnson 6-1; Matt Brinsler 5-1; Jordan Rigby 4-2; Reggie Slaton 5-0; Dean May 3-2; Ben Ludwig 4-0; David Rene 3-1; Doug Henninger 2-2; Brian Kelly 2-2; Andrew Wolfgang 2-1; T.J. Richardson 2-0; Dan Miller 2-0; Marvin Gaskill 2-0; Cory Harrison 1-1; Kenneth Brown 1-0; Lenny Sanelli 1-0; Dylan Ricker 1-0; Trey Pinkney 1-0; Ryon Freeman 1-0; Gilbert Ramos 1-0; Brent Collins 1-0; Jody Dodds 0-1.

# 2013 RESULTS



## Clarion University 20 Mercyhurst University 13 September 21, 2013 (Clarion, Pennsylvania)

Score by Quarters	1	2	3	4	OT	Score
Mercyhurst (1-2, 0-1)	0	7	6	0	0	13
Clarion (3-0, 1-0)	6	14	0	0	0	20

Scoring Summary:						Score
1st	06:23	CLAR	Phil Esposito 25 yd field goal <i>16 plays, 62 yards, 8:37 TOP</i>			CLAR 3-0
	00:00	CLAR	Phil Esposito 39 yd field goal <i>12 plays, 36 yards, 4:59 TOP</i>			CLAR 6-0
2nd	12:27	CLAR	Travis Day 1 yd run (Phil Esposito kick) <i>4 plays, 25 yards, 1:43 TOP</i>			CLAR 13-0
	04:02	CLAR	Eric Frye 46 yd pass from Darelle Carson (Phil Esposito kick) <i>4 plays, 58 yards, 1:52 TOP</i>			CLAR 20-0
	00:26	MER	Allen Jones II 5 yd run (Steven Wakefield kick) <i>7 plays, 64 yards, 3:28 TOP</i>			CLAR 20-7
3rd	11:03	MER	Brandon Brown-Dukes 77 yd run (Steven Wakefield kick failed) <i>1 plays, 77 yards, 0:13 TOP</i>			CLAR 20-13

	MER	CLAR
FIRST DOWNS	12	19
RUSHES-YARDS (NET)	30-219	51-143
PASSING YDS (NET)	96	209
Passes Att-Comp-Int	26-12-4	18-9-1
TOTAL OFFENSE PLAYS-YARDS	56-315	69-352
Punt Returns-Yards	1-2	0-0
Kickoff Returns-Yards	5-89	2-51
Interception Returns-Yards	1-4	4-30
Punts (Number-Avg)	4-37.5	3-36.0
Fumbles-Lost	2-0	2-1
Penalties-Yards	4-50	3-15
Possession Time	25:34	34:26
Third-Down Conversions	2 of 10	9 of 16
Fourth-Down Conversions	1 of 4	0 of 0
Red-Zone Scores-Chances	1 of 1	2 of 4
Sacks By: Number-Yards	0-0	2-11

### RUSHING:

Mercyhurst-Brandon Brown-Dukes 11-140; Allen Jones II 13-78; Milton Revell 1-12; Vladimir Rock 2-6; TEAM 1-(-6); Anthony Vendemia 2-(-11). Clarion-Darelle Carson 22-85; Travis Day 10-33; Bobby Thomas 17-28; TEAM 2-(-3).

### PASSING:

Mercyhurst-Anthony Vendemia 12-26-4-96. Clarion-Darelle Carson 9-18-1-209.

### RECEIVING:

Mercyhurst-Stephen Yarbrough 2-21; Dylan Bongiorno 2-16; Brandon Brown-Dukes 2-(-11); John Matarazzo 1-19; Jaquan Williams 1-17; Milton Revell 1-12; Drew Robinson 1-9; Jeff Groene 1-7; R.J. Miller 1-6. Clarion-Mark Nicholas 4-83; Eric Frye 1-46; Caleb Mancini 1-40; Bobby Thomas 1-18; Mike Deltrick 1-13; Jon Reid 1-9.

### INTERCEPTIONS:

Mercyhurst-Tevin Stewart 1-4. Clarion-Matt Long 2-0; Adam Lynch 1-20; Rocco Yauger 1-10.

### FUMBLES:

Mercyhurst-Brandon Brown-Dukes 1-0; TEAM 1-0. Clarion-Darelle Carson 2-1.

### SACKS:

Mercyhurst-None. Clarion-Jacob Heintz 1.0-7; Malik King 1.0-4.

### TACKLES (UA-A):

Mercyhurst-Niko Otto 1-8; Pat Behm 2-6; Garrett Wild 1-7; Dustin Galich 4-3; Michael Foster 5-1; Colin Kimball 3-3; Tevin Stewart 3-3; Mike Brown 3-2; Ryan Carroll 3-1; Joe Dever 3-0; Keith Robinson Jr. 1-2; Matt Hyland 1-1; Serge Augustin 1-1; Ricky Mathews 0-2; Vishawn Williams 0-2; Curtis Hansford 1-0; Allen Jones II 1-0; Benji Abercrombie 1-0; Keith Polson 1-0; Bobby Haraczy 0-1; Jarrett Dolegala 0-1. Clarion-Kyle McWreath 1-8; Jared Davis 1-6; Julian Howsare 2-3; Matt Shuey 2-2; Malik King 1-3; Ren Yonker 1-3; Cory McNamara 1-2; Jacob Heintz 1-2; Michael Collier 1-2; Robert Steinstraw 0-3; Peter Rivera 0-3; Adam Lynch 1-1; Andrew Fragale 1-1; Matt Long 1-1; Rocco Yauger 1-1; Corey Lauer 1-1; Tyler Tucker 0-2; Gary Paronish 0-2; Zach Newquist 0-2; Enrico Canello 1-0; Kwaku Asamoah 1-0; Mike Zak 0-1; Eric White 0-1.

## Slippery Rock University 58 Mercyhurst University 34 September 28, 2013 (Slippery Rock, Pennsylvania)

Score by Quarters	1	2	3	4	OT	Score
Mercyhurst (1-3, 0-2)	7	3	10	14	0	34
Slippery Rock (3-1, 1-1)	17	21	13	7	0	58

Scoring Summary:						Score
1st	13:31	MER	Anthony Vendemia 8 yd run (Steven Wakefield kick) <i>5 plays, 75 yards, 1:29 TOP</i>			MER 7-0
	11:14	ROCK	Brett Crenshaw 6 yd run (Mike Wainauskis kick) <i>7 plays, 70 yards, 2:09 TOP</i>			7-7
	07:37	ROCK	Mike Wainauskis 32 yd field goal <i>8 plays, 39 yards, 1:52 TOP</i>			ROCK 10-7
	04:12	ROCK	Teddy Blakeman 3 yd run (Mike Wainauskis kick) <i>7 plays, 82 yards, 2:01 TOP</i>			ROCK 17-7
2nd	14:52	ROCK	John Schademan 25 yd pass from Teddy Blakeman (Wainauskis kick) <i>9 plays, 68 yards, 1:31 TOP</i>			ROCK 24-7
	10:51	ROCK	John Schademan 67 yd pass from Nigel Barksdale (Wainauskis kick) <i>4 plays, 78 yards, 0:44 TOP</i>			ROCK 31-7
	06:11	MER	Steven Wakefield 33 yd field goal <i>11 plays, 76 yards, 4:35 TOP</i>			ROCK 31-10
	04:34	ROCK	Teddy Blakeman 1 yd run (Mike Wainauskis kick) <i>6 plays, 75 yards, 1:37 TOP</i>			ROCK 38-10
3rd	10:11	MER	Colin Kimball 58 yd interception return (Steven Wakefield kick) <i>0 plays, 0 yards, 0:00 TOP</i>			ROCK 38-17
	08:31	MER	Steven Wakefield 30 yd field goal <i>4 plays, 1 yard, 1:34 TOP</i>			ROCK 38-20
	06:47	ROCK	Teddy Blakeman 8 yd run (Mike Wainauskis kick) <i>7 plays, 75 yards, 1:44 TOP</i>			ROCK 45-20
	00:59	ROCK	Teddy Blakeman 37 yd pass from Nigel Barksdale (Wainauskis rush failed) <i>8 plays, 80 yards, 2:16 TOP</i>			ROCK 51-20
4th	12:51	ROCK	John Schademan 14 yd pass from Zack Newssock (Wainauskis kick) <i>5 plays, 45 yards, 1:09 TOP</i>			ROCK 58-20
	09:53	MER	Chris Lyle 43 yd run (Steven Wakefield kick) <i>7 plays, 75 yards, 2:58 TOP</i>			ROCK 58-27
	00:28	MER	Kyle Briggs 11 yd pass from Zack Emerick (Steven Wakefield kick) <i>4 plays, 36 yards, 0:32 TOP</i>			ROCK 58-34

	MER	ROCK
FIRST DOWNS	18	31
RUSHES-YARDS (NET)	40-146	41-110
PASSING YDS (NET)	194	499
Passes Att-Comp-Int	35-15-0	42-32-1
TOTAL OFFENSE PLAYS-YARDS	75-340	83-609
Punt Returns-Yards	3-44	1-2
Kickoff Returns-Yards	6-113	2-37
Interception Returns-Yards	1-58	0-0
Punts (Number-Avg)	9-37.3	4-43.0
Fumbles-Lost	2-0	4-1
Penalties-Yards	8-89	9-68
Possession Time	33:59	26:01
Third-Down Conversions	6 of 18	4 of 12
Fourth-Down Conversions	0 of 1	1 of 1
Red-Zone Scores-Chances	4 of 4	6 of 6
Sacks By: Number-Yards	1-5	3-25

### RUSHING:

Mercyhurst-Brandon Brown-Dukes 23-119; Chris Lyle 4-48; Anthony Vendemia 3-12; Milton Revell 5-4; Drew Robinson 1-1; Alec Swartz 2-(-18); TEAM 2-(-20). Slippery Rock-Brett Crenshaw 7-45; Shamar Greene 8-43; Teddy Blakeman 8-29; Jimmy Zubik 6-8; Zack Newssock 1-2; Nigel Barksdale 8-(-3); TEAM 3-(-14).

### PASSING:

Mercyhurst-Anthony Vendemia 6-18-0-111; Zach Emerick 7-12-0-67; Alec Swartz 2-5-0-16. Slippery Rock-Nigel Barksdale 27-36-1-439; Zack Newssock 4-5-0-35; Teddy Blakeman 1-1-0-25.

### RECEIVING:

Mercyhurst-Pat Barry 3-27; Jaquan Williams 2-50; Kyle Briggs 2-27; Ozzie Lumpkin 2-16; Milton Revell 1-23; John Matarazzo 1-18; R.J. Miller 1-11; Brandon Brown-Dukes 1-11; Chris Lyle 1-9; T.J. Latimer 1-2. Slippery Rock-John Schademan 11-229; Jaimire Dutrieuille 6-88; Ken Amos 5-81; Andrew Bridgeforth 3-27; Julian Harrell 2-12; Shamar Greene 2-11; Teddy Blakeman 1-37; LaQuinn Stephens-Howling 1-11; Jimmy Zubik 1-3.

### INTERCEPTIONS:

Mercyhurst-Colin Kimball 1-58. Slippery Rock-None.

### FUMBLES:

Mercyhurst-TEAM 2-0. Slippery Rock-TEAM 2-0; Nigel Barksdale 2-1.

### SACKS:

Mercyhurst-Dustin Galich 1.0-5. Slippery Rock-Kevin Kulka 1.0-7; Matt Peacock 0.5-6; Gary Allen 0.5-5; Bob Westerlund 0.5-4; Derek Walker 0.5-3.

### TACKLES (UA-A):

Mercyhurst-Colin Kimball 3-6; Keith Robinson Jr. 5-3; Dustin Galich 2-5; Vishawn Williams 4-2; Pat Behm 3-2; Benji Abercrombie 0-5; Michael Foster 4-0; Serge Augustin 1-3; Dorian Stevens 3-0; Keith Polson 3-0; Aunre' Davis 2-1; Nick Kurpakus 2-1; Tevin Stewart 1-2; Joe Dever 0-3; Bobby Haraczy 1-1; Ricky Mathews 1-1; Niko Otto 1-1; Jarrett Dolegala 1-1; Matt Hyland 0-2; Curtis Hansford 1-0; Chris Lyle 1-0; Rafiqy Cromwell 1-0; Garrett Wild 0-1; Sean Powell 0-1; Mike Brown 0-1. Slippery Rock-Austin Miele 4-6; Gary Allen 2-5; Derek Morgan 3-3; Mike Kope 2-4; Quindell Dean 4-1; Anthony Saunders 2-2; Matt Peacock 1-3; Jake Myers 0-4; Kevin Green 2-1; Avery Anderson 2-1; Sam Funk 1-2; Bob Westerlund 1-2; Levi Sager 0-3; Isaiah Coleman 1-1; Admire Carter 1-1; Tony Papley 1-1; Cody Conway 1-1; Derek Walker 1-1; Kevin Kulka 1-1; Teddy Blakeman 0-2; Jimmy Zubik 1-0; Brett Crenshaw 1-0; Jaimire Dutrieuille 1-0; Mike Grata 0-1; Kris Williams 0-1; Eric Record 0-1.



# 2013 RESULTS

## Mercyhurst University 63 Cheyney University 14 October 5, 2013 (Erie, Pennsylvania)

Score by Quarters	1	2	3	4	OT	Score
Cheyney (0-5)	0	14	0	0	0	14
Mercyhurst (2-3)	14	14	21	14	0	63

Scoring Summary:		Score
1st	09:46 MER Jaquan Williams 34 yd pass from Anthony Vendemia (Steven Wakefield kick) <i>7 plays, 45 yards, 3:45 TOP</i>	MER 7-0
	00:15 MER Marcus Snipes 63 yd pass from Anthony Vendemia (Steven Wakefield kick) <i>1 play, 63 yards, 0:11 TOP</i>	MER 14-0
2nd	08:39 MER Jaquan Williams 59 yd pass from Anthony Vendemia (Steven Wakefield kick) <i>2 plays, 67 yards, 0:47 TOP</i>	MER 21-0
	05:16 CHEY Justin Watkins 17 yd run (Jewel Jones kick) <i>7 plays, 70 yards, 3:15 TOP</i>	MER 21-7
	02:23 CHEY Marcus Jones 6 yd run (Jewel Jones kick) <i>2 plays, 11 yards, 0:46 TOP</i>	MER 21-14
	01:23 MER Allen Jones II 55 yd run (Steven Wakefield kick) <i>2 plays, 49 yards, 0:52 TOP</i>	MER 28-14
3rd	11:23 MER Jeff Groene 6 yd run (Steven Wakefield kick) <i>8 plays, 60 yards, 3:32 TOP</i>	MER 35-14
	06:08 MER T.J. Latimer 6 yd pass from Anthony Vendemia (Steven Wakefield kick) <i>7 plays, 51 yards, 3:46 TOP</i>	MER 42-14
	02:52 MER Alec Swartz 1 yd run (Steven Wakefield kick) <i>3 plays, 3 yards, 1:31 TOP</i>	MER 49-14
4th	08:29 MER Pat Barry 16 yd pass from Alec Swartz (Steven Wakefield kick) <i>10 plays, 73 yards, 6:15 TOP</i>	MER 56-14
	01:54 MER Drew Robinson 7 yd run (Steven Wakefield kick) <i>9 plays, 51 yards, 5:21 TOP</i>	MER 63-14

	MER	CHEY
FIRST DOWNS	22	13
RUSHES-YARDS (NET)	40-252	42-144
PASSING YDS (NET)	276	45
Passes Att-Comp-Int	20-17-0	18-6-1
TOTAL OFFENSE PLAYS-YARDS	60-528	60-189
Punt Returns-Yards	1-1	2-74
Kickoff Returns-Yards	3-72	6-105
Interception Returns-Yards	1-30	0-0
Punts (Number-Avg)	2-46.0	7-33.1
Fumbles-Lost	3-1	0-0
Penalties-Yards	5-30	5-32
Possession Time	32:19	27:41
Third-Down Conversions	7 of 11	4 of 15
Fourth-Down Conversions	2 of 2	0 of 2
Red-Zone Scores-Chances	5 of 5	2 of 2
Sacks By: Number-Yards	1-4	0-0

**RUSHING:**  
Mercyhurst-Allen Jones II 13-161; Drew Robinson 9-51; Milton Revell 6-18; Jeff Groene 2-13; Anthony Vendemia 1-4; Brandon Brown-Dukes 8-4; Alec Swartz 1-1. Cheyney-Nahum Purdie 13-51; Marcus Jones 14-48; Rolando Ransom 5-13; Julian Feggins 1-12; Jay Journigan 1-11; Justin Watkins 6-10; Darryl Cosby 2(-1).

**PASSING:**  
Mercyhurst-Antony Vendemia 13-16-0-221; Alec Swartz 4-4-0-55. Cheyney-Darryl Cosby 5-17-1-45; Chris Hudson 1-1-0-0.

**RECEIVING:**  
Mercyhurst-Jaquan Williams 7-123; Marcus Snipes 2-68; T.J. Latimer 2-19; Vladimir Rock 2-8; Kyle Briggs 1-18; R.J. Miller 1-16; Pat Barry 1-16; Dylan Bongiorno 1-8. Cheyney-Khalif Dandy 2-8; Marquis Garcia-Palmer 2-5; Marcus Jones 1-34; Rolando Ransom 1(-2).

**INTERCEPTIONS:**  
Mercyhurst-Mike Brown 1-30. Cheyney-None.

**FUMBLES:**  
Mercyhurst-Allen Jones II 1-1; Drew Robinson 1-0; Dorian Stevens 1-0. Cheyney-None.

**SACKS:**  
Mercyhurst-Dustin Galich 1.0-4. Cheyney-None.

**TACKLES (UA-A):**  
Mercyhurst-Michael Foster 7-1; Pat Behm 5-1; Colin Kimball 5-1; Joe Dever 5-0; Dustin Galich 3-2; Nick Kurpakus 4-0; Sean Powell 2-2; Vishawn Williams 2-2; T.J. Latimer 2-0; Deonte Huggins 2-0; Vladimir Rock 2-0; Garrett Wild 2-0; Jarrett Dolegala 2-0; Serge Augustin 2-0; Ricky Mathews 1-1; Benji Abercrombie 1-1; Ryan Carroll 1-1; Rafiqy Cromwell 1-1; Matt Hyland 0-2; Keith Polson 1-0; Mike Brown 1-0; Niko Otto 1-0; Drew Robinson 1-0; Keith Robinson Jr. 0-1; Curtis Hansford 0-1. Cheyney-Isaiah Fleming 7-3; Monwell Brown 6-4; Javier Garcia 6-2; Jamil Williams 4-0; Shannon Burch 4-0; Rahmir White 3-1; Tristan Dillon-McCallum 3-0; Joseph Bryant 3-0; Ariene Gardner 3-0; Adam Dolphin 2-1; Marquise Hall 2-1; Clarence Murphy 2-0; Julian Feggins 1-0; Victor Jainlett 1-0; Brian Givens 1-0; Rolando Ransom 1-0; Travis Elliott 1-0.

## Mercyhurst University 50 Seton Hill University 19 October 12, 2013 (Greensburg, Pennsylvania)

Score by Quarters	1	2	3	4	OT	Score
Mercyhurst (3-3, 1-2)	17	14	12	7	0	50
Seton Hill (0-6, 0-3)	0	7	0	12	0	19

Scoring Summary:		Score
1st	11:11 MER Marcus Snipes 36 yd pass from Alec Swartz (Steven Wakefield kick) <i>1 plays, 36 yards, 0:09 TOP</i>	MER 7-0
	05:08 MER T.J. Latimer 7 yd pass from Alec Swartz (Steven Wakefield kick) <i>8 plays, 79 yards, 4:23 TOP</i>	MER 14-0
	00:09 MER Steven Wakefield 19 yd field goal <i>9 plays, 33 yards, 4:16 TOP</i>	MER 17-0
2nd	12:06 SHU Denzell Jackson 2 yd run (Jesser Boulnemour kick) <i>8 plays, 78 yards, 2:54 TOP</i>	MER 17-7
	07:14 MER Allen Jones II 2 yd run (Steven Wakefield kick) <i>9 plays, 75 yards, 4:52 TOP</i>	MER 24-7
	04:23 MER Brandon Brown-Dukes 51 yd run (Steven Wakefield kick) <i>2 plays, 75 yards, 0:58 TOP</i>	MER 31-7
3rd	09:45 MER Steven Wakefield 28 yd field goal <i>8 plays, 29 yards, 4:24 TOP</i>	MER 34-7
	08:34 MER TEAM safety	MER 36-7
	02:20 MER Marcus Snipes 16 yd pass from Alec Swartz (Steven Wakefield kick) <i>7 plays, 52 yards, 2:52 TOP</i>	MER 43-7
4th	11:49 SHU Lance Williams 7 yd pass from Rafal Garcarz (Boulnemour kick block) <i>14 plays, 80 yards, 5:22 TOP</i>	MER 43-13
	05:33 MER Drew Robinson 45 yd run (Steven Wakefield kick) <i>2 plays, 60 yards, 0:42 TOP</i>	MER 50-13
	02:51 SHU Denzell Jackson 3 yd run (Jesser Boulnemour kick failed) <i>7 plays, 66 yards, 2:35 TOP</i>	MER 50-19

	MER	SHU
FIRST DOWNS	22	21
RUSHES-YARDS (NET)	41-276	40-182
PASSING YDS (NET)	209	210
Passes Att-Comp-Int	20-14-0	35-21-1
TOTAL OFFENSE PLAYS-YARDS	61-485	75-392
Punt Returns-Yards	1-5	0-0
Kickoff Returns-Yards	3-105	6-128
Interception Returns-Yards	1-0	0-0
Punts (Number-Avg)	2-54.0	4-28.8
Fumbles-Lost	0-0	2-0
Penalties-Yards	9-75	10-92
Possession Time	32:28	27:32
Third-Down Conversions	5 of 11	4 of 13
Fourth-Down Conversions	0 of 0	1 of 4
Red-Zone Scores-Chances	5 of 6	3 of 4
Sacks By: Number-Yards	1-9	2-15

**RUSHING:**  
Mercyhurst-Brandon Brown-Dukes 13-127; Drew Robinson 6-88; Allen Jones II 14-82; T.J. Latimer 1-3; Jeff Groene 1-2; TEAM 2(-2); Zach Emerick 1(-7); Alec Swartz 3(-17). Seton Hill-Denzell Jackson 11-51; Jarvis McClam 5-46; Rafal Garcarz 13-46; Bennett Okoro 11-39.

**PASSING:**  
Mercyhurst-Alec Swartz 12-16-0-168; Zach Emerick 2-4-0-41. Seton Hill-Rafal Garcarz 19-30-0-193; Jarvis McClam 2-5-1-17.

**RECEIVING:**  
Mercyhurst-Jaquan Williams 4-38; Marcus Snipes 3-59; Jeff Groene 3-50; John Matarazzo 2-41; Pat Barry 1-14; T.J. Latimer 1-7. Seton Hill-Erik Kerns 10-115; Bennett Okoro 3-23; Willie Smith 2-37; Lance Williams 2-18; Dylan Everett 1-7; Edward Collins 1-7; Maurice Fisher 1-5; Denzell Jackson 1(-2).

**INTERCEPTIONS:**  
Mercyhurst-Aunre' Davis 1-0. Seton Hill-None.

**FUMBLES:**  
Mercyhurst-None. Seton Hill-Rafal Garcarz 2-0.

**SACKS:**  
Mercyhurst-Ryan Carroll 1.0-9. Seton Hill-Arthur Tsapdong 1.0-8; Michael Akers 1.0-7.

**TACKLES (UA-A):**  
Mercyhurst-Pat Behm 6-1; Serge Augustin 4-2; Keith Polson 4-1; Michael Foster 4-1; Tevin Stewart 4-0; Ryan Carroll 4-0; Joe Dever 3-1; Jarrett Dolegala 3-1; Keith Robinson Jr. 3-0; Colin Kimball 3-0; Garrett Wild 3-0; Ricky Mathews 3-0; Aunre' Davis 3-0; Bobby Haracz 2-1; Niko Otto 2-0; Dorian Stevens 1-1; Deonte Huggins 1-1; Mike Brown 1-0; Allen Jones II 1-0; Nick Kurpakus 1-0; Benji Abercrombie 1-0; T.J. Latimer 0-1; Jaquan Williams 0-1. Seton Hill-Nicholas Boynton 4-8; Chase Parker 4-3; Jordan Harper 5-1; Bryant Harper 1-5; Phillip Moreland 4-0; Ricardo Housen 3-1; Arthur Tsapdong 2-2; Jamarius Richardson 1-3; Marki Dowell 3-0; Dexter Williams 2-1; Raymond Atley 1-1; Ashton Snipes 1-1; Alex Altia 1-1; Orlando Irby 1-1; Tim Johnson 1-1; Michael Akers 1-0; Christian Carter 1-0; Keith McCauley 0-1.

# 2013 RESULTS



## Mercyhurst University 51 Gannon University 21

October 17, 2013 (Erie, Pennsylvania - Veterans Stadium)

Score by Quarters	1	2	3	4	OT	Score
Gannon (4-3, 3-1)	7	0	7	7	0	21
Mercyhurst (4-3, 2-2)	14	17	17	3	0	51

**Scoring Summary:**

Time	Qtr	Team	Player	Description	Score
1st 13:46	MER	Marcus Snipes	50 yd pass from Anthony Vendemia (Steven Wakefield kick)	MER 7-0	
05:28	MER	Brandon Brown-Dukes	3 yd run (Steven Wakefield kick)	MER 14-0	
00:00	GU	Liam Nadler	61 yd run (Donnie Mann kick)	MER 14-7	
2nd 11:13	MER	Jeff Groene	4 yd pass from Anthony Vendemia (Steven Wakefield kick)	MER 21-7	
07:12	MER	Brandon Brown-Dukes	7 yd run (Steven Wakefield kick)	MER 28-7	
00:03	MER	Steven Wakefield	25 yd field goal	MER 31-7	
3rd 11:23	MER	Allen Jones II	39 yd run (Steven Wakefield kick)	MER 38-7	
11:41	GU	Abraham Ocasio	5 yd pass from Liam Nadler (Donnie Mann kick)	MER 38-14	
09:05	MER	Jaquan Williams	6 yd pass from Anthony Vendemia (Steven Wakefield kick)	MER 45-14	
02:10	MER	Steven Wakefield	30 yd field goal	MER 48-14	
4th 06:29	MER	Steven Wakefield	40 yd field goal	MER 51-14	
04:30	GU	Jesstin Hamm	8 yd pass from Liam Nadler (Donnie Mann kick)	MER 51-21	

	MER	GU
FIRST DOWNS	27	17
RUSHES-YARDS (NET)	55-407	23-166
PASSING YDS (NET)	221	289
Passes Att-Comp-Int	18-10-1	34-16-0
TOTAL OFFENSE PLAYS-YARDS	73-628	57-455
Punt Returns-Yards	2-62	1-18
Kickoff Returns-Yards	2-51	8-142
Interception Returns-Yards	0-0	1-24
Punts (Number-Avg)	2-40.0	6-37.8
Fumbles-Lost	1-0	4-2
Penalties-Yards	4-35	4-34
Possession Time	38:33	21:27
Third-Down Conversions	3 of 9	2 of 10
Fourth-Down Conversions	1 of 1	1 of 2
Red-Zone Scores-Chances	7 of 7	2 of 5
Sacks By: Number-Yards	4-25	1-11

**RUSHING:**

Mercyhurst-Brandon Brown-Dukes 20-221; Allen Jones II 23-128; Richie Sanders 10-70; TEAM 1-(-1); Anthony Vendemia 1-(-11). Gannon-Jansen Jones 13-98; Liam Nadler 10-68.

**PASSING:**

Mercyhurst-Anthony Vendemia 10-18-1-221. Gannon-Liam Nadler 16-34-0-289.

**RECEIVING:**

Mercyhurst-R.J. Miller 3-61; Marcus Snipes 2-60; Jaquan Williams 2-58; Jeff Groene 2-16; Brandon Brown-Dukes 1-26. Gannon-Abraham Ocasio 5-40; Jesstin Hamm 4-171; Justin Caliste 3-10; Quad Law 2-42; Jordan Brown 1-16; Jansen Jones 1-10.

**INTERCEPTIONS:**

Mercyhurst-None. Gannon-Nick Bengal 1-24.

**FUMBLES:**

Mercyhurst-Marcus Snipes 1-0. Gannon-Jansen Jones 1-1; Liam Nadler 1-1; Justin Caliste 1-0; Quad Law 1-0.

**SACKS:**

Mercyhurst-Joe Dever 2.0-16; Curtis Hansford 1.0-7; Ryan Carroll 1.0-2. Gannon-Luke Rankie 1.0-11.

**TACKLES (UA-A):**

Mercyhurst-Joe Dever 5-0; Niko Otto 4-1; Garrett Wild 4-1; Colin Kimball 2-3; Pat Behm 3-1; Dustin Galich 3-1; Michael Foster 2-2; Aunre' Davis 3-0; Deonte Huggins 3-0; T.J. Latimer 1-2; Keith Polson 2-0; Ricky Mathews 2-0; Curtis Hansford 1-1; Serge Augustin 1-0; Keith Robinson Jr. 1-0; Mike Brown 1-0; Benji Abercrombie 1-0; Allen Jones II 1-0; Jake Green 1-0; Ryan Carroll 1-0; Tevin Stewart 1-0; Dylan Bongiorno 0-1; Nick Kurpakus 0-1. Gannon-Luke Rankie 8-1; Trenton Donald 7-1; Matt Astorino 5-2; Mike Zanders 5-2; Joshua Wiechelt 5-1; Chris Dollard 5-1; Kailan Chavis 5-1; Ke'Shaun Allen 5-1; Chris Walker 2-3; Nick Pipitone 3-0; Demond Haynes 2-1; Qwaheem Marshall 2-1; Chris Avery 2-0; Ryan Davis 1-1; Nick Bengal 1-0; Alex Papson 1-0; Tashawn Sneed 1-0; Tyler Johnson 0-1; Chris Pike 0-1.

## Indiana University of Pa. 28 Mercyhurst University 6

October 26, 2013 (Erie, Pennsylvania)

Score by Quarters	1	2	3	4	OT	Score
Indiana, Pa. (6-2, 3-2)	14	7	0	7	0	28
Mercyhurst (4-4, 2-3)	3	3	0	0	0	6

**Scoring Summary:**

Time	Qtr	Team	Player	Description	Score
1st 09:34	IUP	Mike Box	1 yd run (Brett Ullman kick)	IUP 7-0	
06:35	IUP	Erik Finklea	1 yd run (Brett Ullman kick)	IUP 14-0	
01:06	MER	Steven Wakefield	25 yd field goal	IUP 14-3	
2nd 13:21	IUP	De'Antwan Williams	25 yd run (Brett Ullman kick)	IUP 21-3	
02:34	MER	Steven Wakefield	27 yd field goal	IUP 21-6	
4th 00:46	IUP	Mike Box	1 yd run (Brett Ullman kick)	IUP 28-6	

	MER	IUP
FIRST DOWNS	16	17
RUSHES-YARDS (NET)	41-199	43-207
PASSING YDS (NET)	58	103
Passes Att-Comp-Int	27-7-2	19-10-0
TOTAL OFFENSE PLAYS-YARDS	68-257	62-310
Punt Returns-Yards	1-1	2-1
Kickoff Returns-Yards	3-64	1-19
Interception Returns-Yards	0-0	2-6
Punts (Number-Avg)	4-32.8	6-31.7
Fumbles-Lost	2-0	1-1
Penalties-Yards	4-27	9-94
Possession Time	32:07	27:53
Third-Down Conversions	4 of 15	4 of 12
Fourth-Down Conversions	0 of 4	1 of 2
Red-Zone Scores-Chances	2 of 2	3 of 3
Sacks By: Number-Yards	0-0	1-6

**RUSHING:**

Mercyhurst-Allen Jones II 13-65; Brandon Brown-Dukes 15-56; Richie Sanders 5-40; Alec Swartz 2-28; Anthony Vendemia 5-21; Dylan Bongiorno 1-(-11). IUP-De'Antwan Williams 30-186; Erik Finklea 8-14; Mike Box 3-8; Izzy Green 1-2; Pat Brewer 1-(-3).

**PASSING:**

Mercyhurst-Anthony Vendemia 4-16-2-29; Alec Swartz 3-11-0-29. IUP-Mike Box 10-19-0-103.

**RECEIVING:**

Mercyhurst-Jaquan Williams 2-33; Richie Sanders 2-19; Brandon Brown-Dukes 2-1; Stephen Yarbrough 1-5. IUP-Terrill Barnes 6-71; Sean McVay 3-27; De'Antwan Williams 1-5.

**INTERCEPTIONS:**

Mercyhurst-None. IUP-Terrell Holloway 1-6; Michael Meriwether 1-0.

**FUMBLES:**

Mercyhurst-Marcus Snipes 1-0; Richie Sanders 1-0. IUP-Terrill Barnes 1-1.

**SACKS:**

Mercyhurst-None. IUP-Shane Meisner 1.0-6.

**TACKLES (UA-A):**

Mercyhurst-Joe Dever 8-4; Dustin Galich 7-3; Colin Kimball 7-2; Niko Otto 6-3; Deonte Huggins 4-1; Pat Behm 3-2; Serge Augustin 2-3; Matt Hyland 3-1; Aunre' Davis 2-2; Michael Foster 2-2; Ryan Carroll 3-0; Ricky Mathews 2-0; Garrett Wild 1-1; Vishawn Williams 1-1; T.J. Latimer 1-0; Stephen Yarbrough 1-0; Curtis Hansford 0-1; Vladimir Rock 0-1; Keith Polson 0-1. IUP-Akeem Smith 8-2; Carl Fleming 5-3; Dorian Lane 6-1; Jerrell McFadden 5-2; Marco Pecora 3-3; Larry Gooden 5-0; Ali Muhammad 3-1; Michael Larrow 3-0; Terrell Holloway 3-0; James Price 1-2; Eric Williams 1-2; Shane Meisner 2-0; Ackeno Robertson 1-0; Michael Meriwether 1-0; Brett Ullman 1-0; Jordan Batts 0-1; Chris Brown 0-1; Jeff Palmer 0-1.



# 2013 RESULTS

## Mercyhurst University 19 Edinboro University 6 November 2, 2013 (Erie, Pennsylvania)

Score by Quarters	1	2	3	4	OT	Score
Edinboro (4-5, 2-4)	0	6	0	0	0	6
Mercyhurst (5-4, 3-3)	9	7	0	3	0	19

Scoring Summary:				Score
1st	11:11	MER	TEAM safety <i>0 plays, 0 yards, 0:00 TOP</i>	MER 2-0
	06:13	MER	Stephen Yarbrough 61 yd pass from Anthony Vendemia (Steven Wakefield kick)	MER 9-0
			<i>1 play, 61 yards, 0:12 TOP</i>	
2nd	09:44	MER	Richie Sanders 8 yd run (Steven Wakefield kick)	MER 16-0
			<i>8 plays, 84 yards, 5:10 TOP</i>	
	05:49	EDIN	Keith Regis 3 yd run (T.J. Hardy kick failed)	MER 16-6
			<i>4 plays, 11 yards, 1:41 TOP</i>	
4th	11:05	MER	Steven Wakefield 25 yd field goal	MER 19-6
			<i>9 plays, 35 yards, 5:26 TOP</i>	

	MER	EDIN
FIRST DOWNS	15	11
RUSHES-YARDS (NET)	46-266	38-51
PASSING YDS (NET)	87	97
Passes Att-Comp-Int	16-7-2	26-10-1
TOTAL OFFENSE PLAYS-YARDS	62-353	64-148
Punt Returns-Yards	0-0	4-31
Kickoff Returns-Yards	3-90	3-76
Interception Returns-Yards	1-1	2-20
Punts (Number-Avg)	6-33.8	6-40.8
Fumbles-Lost	2-1	2-0
Penalties-Yards	6-55	6-59
Possession Time	34:56	25:04
Third-Down Conversions	3 of 12	5 of 17
Fourth-Down Conversions	0 of 0	1 of 5
Red-Zone Scores-Chances	2 of 3	1 of 2
Sacks By: Number-Yards	5-22	0-0

### RUSHING:

Mercyhurst-Allen Jones II 21-148; Brandon Brown-Dukes 10-67; Richie Sanders 12-50; Zach Emerick 1-5; TEAM 1-(-1); Anthony Vendemia 1-(-3). Edinboro-Keith Regis 15-38; Jon Girvin 10-30; D'Andrea Vaughn 4-11; Darren Massey 1-7; Jeremy Donaldson 2-4; Brad West 1-2; Matt Bodamer 1-1; Cameron Sheppard 3-(-14); TEAM 1-(-28).

### PASSING:

Mercyhurst-Anthony Vendemia 3-10-2-70; Zach Emerick 4-6-0-17. Edinboro-Jon Girvin 7-21-0-91; Cameron Sheppard 2-3-1-12; Matt Bodamer 1-2-0-(-6).

### RECEIVING:

Mercyhurst-Allen Jones II 2-4; Stephen Yarbrough 1-61; Jaquan Williams 1-8; R.J. Miller 1-7; Jeff Groene 1-5; Richie Sanders 1-2. Edinboro-Jordan Williams 5-53; Darren Massey 2-12; Ben Eisel 1-34; Marcus Johnson 1-4; Keith Regis 1-(-6).

### INTERCEPTIONS:

Mercyhurst-Deonte Huggins 1-1. Edinboro-Delano Faber 1-16; James Jackson 1-4.

### FUMBLES:

Mercyhurst-Richie Sanders 1-1; Anthony Vendemia 1-0. Edinboro-Keith Regis 1-0; TEAM 1-0.

### SACKS:

Mercyhurst-Dustin Galich 2.0-12; Matt Hyland 2.0-7; Niko Otto 1.0-3. Edinboro-None.

### TACKLES (UA-A):

Mercyhurst-Dustin Galich 4-7; Niko Otto 7-1; Ryan Carroll 6-0; Matt Hyland 5-1; Joe Dever 3-3; Garrett Wild 3-3; Aunre' Davis 5-0; Michael Foster 4-0; Colin Kimball 2-0; Jaquan Williams 2-0; Pat Behm 1-1; Vladimir Rock 1-1; T.J. Latimer 1-1; Deonte Huggins 1-0; Vishawn Williams 1-0; Marcus Snipes 1-0; Curtis Hansford 1-0; Jake Green 1-0; Keith Polson 1-0; Ricky Mathews 1-0; Bobby Haraczy 1-0. Edinboro-Mike Shansky 5-5; James Jackson 6-0; Jimmy Grove 4-2; Devin Ghafoor 5-0; Domenic Principale 4-1; Delano Fabor 3-1; Veuntrae Robinson 3-1; Bobby Kmetz 3-1; Chris Williams 2-2; Victor Hudson 3-0; Greg Cunningham 3-0; Quentin Cumings 3-0; Cory Hayes 1-2; Josh Kibbie 2-0; Mike Hanhauser 0-2; Sean Gallagher 1-0; Rob Harden 1-0; Ben Eisel 1-0; Jake Leber 0-1; Blaine Iskula 0-1.

## Mercyhurst University 23 California University of Pa. 20 November 9, 2013 (California, Pennsylvania)

Score by Quarters	1	2	3	4	OT	Score
Mercyhurst (6-4, 4-3)	7	6	0	10	0	23
California, Pa. (6-4, 4-3)	3	3	7	7	0	20

Scoring Summary:				Score
1st	07:17	MER	Anthony Vendemia 1 yd run (Steven Wakefield kick) <i>11 plays, 65 yards, 6:02 TOP</i>	MER 7-0
	01:59	CAL	Cody Nuzzo 26 yd field goal <i>6 plays, 18 yards, 2:48 TOP</i>	MER 7-3
2nd	11:18	CAL	Cody Nuzzo 24 yd field goal <i>10 plays, 53 yards, 3:42 TOP</i>	MER 7-6
	05:39	MER	Steven Wakefield 41 yd field goal <i>9 plays, 41 yards, 5:33 TOP</i>	MER 10-6
	02:10	MER	Steven Wakefield 24 yd field goal <i>4 plays, 8 yards, 2:26 TOP</i>	MER 13-6
3rd	03:57	CAL	Trey Johnson 13 yd blocked punt return (Cody Nuzzo kick) <i>0 plays, 0 yards, 0:00 TOP</i>	13-13
4th	04:09	MER	Richie Sanders 1 yd run (Steven Wakefield kick) <i>16 plays, 86 yards, 8:28 TOP</i>	MER 20-13
	03:06	CAL	Mike Williams 20 yd pass from Cody Schroeder (Cody Nuzzo kick) <i>4 plays, 66 yards, 0:56 TOP</i>	20-20
	00:40	MER	Steven Wakefield 22 yd field goal <i>7 plays, 64 yards, 2:19 TOP</i>	MER 23-20

	MER	CAL
FIRST DOWNS	19	16
RUSHES-YARDS (NET)	48-199	26-121
PASSING YDS (NET)	99	190
Passes Att-Comp-Int	15-10-0	32-16-3
TOTAL OFFENSE PLAYS-YARDS	63-298	58-311
Punt Returns-Yards	2-8	2-35
Kickoff Returns-Yards	4-98	5-108
Interception Returns-Yards	3-27	0-0
Punts (Number-Avg)	4-29.0	3-43.7
Fumbles-Lost	3-1	1-0
Penalties-Yards	3-35	6-70
Possession Time	36:46	23:14
Third-Down Conversions	9 of 16	3 of 13
Fourth-Down Conversions	0 of 0	1 of 2
Red-Zone Scores-Chances	4 of 4	3 of 4
Sacks By: Number-Yards	2-14	2-15

### RUSHING:

Mercyhurst-Allen Jones II 27-154; Richie Sanders 12-30; Stephen Yarbrough 1-15; Jeff Groene 1-2; Anthony Vendemia 7-(-2). California-Derrick Fiore 13-61; Trey Johnson 3-44; Nick Grissom 6-12; Cody Schroeder 4-4.

### PASSING:

Mercyhurst-Anthony Vendemia 10-15-0-99. California-Cody Schroeder 15-31-3-190; TEAM 0-1-0-0.

### RECEIVING:

Mercyhurst-Jaquan Williams 3-29; Vladimir Rock 2-25; R.J. Miller 2-25; Allen Jones II 2-13; Stephen Yarbrough 1-7. California-Kowan Scott 6-37; Mike Williams 4-84; Nadir Brown 2-22; Desimon Green 2-18; Trey Johnson 1-23; Ryan McCauley 1-6.

### INTERCEPTIONS:

Mercyhurst-Pat Behm 1-34; Garrett Wild 1-6; Deonte Huggins 1-(-13). California-None.

### FUMBLES:

Mercyhurst-Dorian Stevens 1-1; Deonte Huggins 1-0; Anthony Vendemia 1-0. California-Kowan Scott 1-0.

### SACKS:

Mercyhurst-Ricky Mathews 1.0-12; Serge Augustin 1.0-2. California-BJ Stevens 2.0-15.

### TACKLES (UA-A):

Mercyhurst-Joe Dever 2-8; Pat Behm 8-1; Niko Otto 2-4; Michael Foster 1-4; Garrett Wild 3-1; Deonte Huggins 3-0; Colin Kimball 2-1; Ryan Carroll 2-1; Aunre' Davis 2-1; Dustin Galich 0-3; Serge Augustin 2-0; Nick Kurpokus 1-0; T.J. Latimer 1-0; Ricky Mathews 1-0; Matt Hyland 1-0; Vladimir Rock 1-0; Jarrett Dolegala 1-0; Dylan Bongiorno 1-0. California-Noah Taylor 3-8; Aaron Terry 5-5; Rodney Gillin 4-3; Spencer Lynn 3-4; BJ Stevens 2-4; CJ Townes 1-5; Brian Justice 4-1; Ja'wan Bryant 2-3; Jeff Parrish 1-4; Branko Busick 0-5; Dewey McDonald 2-2; Jordan Bowman 2-2; Jalen Fields 0-3; Garry Brown 2-0; Maurice Dickson 2-0; Jasson Adamson 2-0; Anthony McPoyle 0-2; Paul Everson 1-0; Josh Page 1-0; Tyler Peerson 1-0; Mitchell Baublitz 1-0; Blake Bell 0-1.

MERCYHURST LAKEER FOOTBALL

# 2013 RESULTS



## Mercyhurst University 37

## East Stroudsburg University 20

November 16, 2013 (East Stroudsburg, Pennsylvania)

Score by Quarters	1	2	3	4	Score
Mercyhurst (7-4)	10	10	7	10	37
East Stroudsburg (7-4)	7	7	0	6	20

Scoring Summary:					Score
1st	12:41	ESU	Thomas Tippett 1 yd run (Taylor Groff kick) 6 plays, 66 yards, 2:19 TOP		ESU 7-0
	09:02	MER	Steven Wakefield 32 yd field goal 7 plays, 32 yards, 3:27 TOP		ESU 7-3
	01:05	MER	Matt Hyland 4 yd pass from Anthony Vendemia (Steven Wakefield kick) 9 plays, 80 yards, 4:47 TOP		MER 10-7
2nd	14:38	MER	Richie Sanders 74 yd run (Steven Wakefield kick) 1 play, 74 yards, 0:12 TOP		MER 17-7
	02:37	ESU	Gerald Van De Cruz 1 yd run (Taylor Groff kick) 12 plays, 80 yards, 5:04 TOP		MER 17-14
	00:00	MER	Steven Wakefield 40 yd field goal 9 plays, 20 yards, 2:27 TOP		MER 20-14
3rd	08:28	MER	Allen Jones II 59 yd run (Steven Wakefield kick) 2 plays, 75 yards, 0:47 TOP		MER 27-14
4th	12:02	ESU	Gerald Van De Cruz 1 yd run (Taylor Groff kick failed) 4 plays, 26 yards, 1:58 TOP		MER 27-20
	02:23	MER	Steven Wakefield 32 yd field goal 9 plays, 53 yards, 6:14 TOP		MER 30-20
	01:20	MER	Allen Jones II 8 yd run (Steven Wakefield kick) 2 plays, 10 yards, 0:16 TOP		MER 37-20

	MER	ESU
FIRST DOWNS	20	16
RUSHES-YARDS (NET)	44-269	28-99
PASSING YDS (NET)	185	221
Passes Att-Comp-Int	19-14-0	33-18-3
TOTAL OFFENSE PLAYS-YARDS	63-454	61-320
Punt Returns-Yards	2-26	3-23
Kickoff Returns-Yards	4-155	7-185
Interception Returns-Yards	3-7	0-0
Punts (Number-Avg)	4-37.0	5-43.6
Fumbles-Lost	1-1	2-0
Penalties-Yards	6-45	7-60
Possession Time	33:45	26:15
Third-Down Conversions	4 of 11	3 of 10
Fourth-Down Conversions	0 of 0	1 of 2
Red-Zone Scores-Chances	5 of 5	3 of 3
Sacks By: Number-Yards	2-7	5-16

### RUSHING:

Mercyhurst-Richie Sanders 9-121; Allen Jones II 14-104; Brandon Brown-Dukes 13-55; TEAM 2-(-3); Anthony Vendemia 6-(-8). East Stroudsburg-Robert Healy 12-66; Matt Soltes 10-24; Gerald Van De Cruz 5-8; Thomas Tippett 1-1.

### PASSING:

Mercyhurst-Anthony Vendemia 14-19-0-185. East Stroudsburg-Matt Soltes 18-32-2-221; Tim Wilson 0-1-1-0.

### RECEIVING:

Mercyhurst-Jaquan Williams 5-76; Jeff Groene 3-52; Richie Sanders 1-22; Vladimir Rock 1-15; John Matarazzo 1-10; R.J. Miller 1-6; Matt Hyland 1-4; Brandon Brown-Dukes 1-0. East Stroudsburg-Robert Bleiler 8-106; Jon Schnaars 4-50; Robert Healy 3-36; Thomas Tippett 2-21; Tim Wilson 1-8.

### INTERCEPTIONS:

Mercyhurst-Colin Kimball 2-7; Deonte Huggins 1-0. East Stroudsburg-None.

### FUMBLES:

Mercyhurst-Jaquan Williams 1-1. East Stroudsburg-Matt Soltes 2-0.

### SACKS:

Mercyhurst-Serge Augustin 2.0-7. East Stroudsburg-Sam Trunzo 2.5-9; Darius Jackson 2.0-6; Cody Simcox 1.0-1; Bryan Thomson 0.5-0.

### TACKLES (UA-A):

Mercyhurst-Pat Behm 12-3; Garrett Wild 4-3; Aunre' Davis 6-0; Colin Kimball 6-0; Niko Otto 4-2; Michael Foster 3-2; Serge Augustin 3-1; Vishawn Williams 2-1; Dustin Galich 2-1; Deonte Huggins 2-1; T.J. Latimer 2-0; Mike Brown 2-0; Steven Wakefield 1-0; Ricky Mathews 1-0; Matt Hyland 1-0; Joe Dever 0-1; Bruno Natter 0-1. East Stroudsburg-Sam Trunzo 7-5; Cody Simcox 5-7; Anthony Singlar 6-4; Kaje Cowans 7-0; Dean Vitale 6-1; Teron Dobbs 5-1; Bryan Thomson 2-3; Darius Jackson 4-0; Jon Noble 3-1; Konrad Mims 3-0; Brandon Gattelli 1-2; Josh Przywara 2-0; Tyler Scott 1-0; Keith Froggatt, Jr. 1-0; Nate Daniels 1-0; Jon Neiman 1-0; Robert Bleiler 1-0; Thomas Tippett 1-0; Jon Schnaars 1-0; Taylor Groff 1-0.

## MERCYHURST GAME HIGHS

Rushes	27 by Allen Jones II at California (Pa.)
Yards Rushing	221 by Brandon Brown-Dukes vs Gannon
Touchdowns Rushing	3 by Brandon Brown-Dukes vs Millersville
Longest Rush	77 by Brandon Brown-Dukes at Clarion
Pass Attempts	34 by Anthony Vendemia at Bentley
Pass Completions	20 by Anthony Vendemia at Bentley
Yards Passing	221 by Anthony Vendemia vs Cheyney
	221 by Anthony Vendemia vs Gannon
Touchdowns Passing	4 by Anthony Vendemia vs Cheyney
Longest Pass	63 by Anthony Vendemia vs Cheyney
Receptions	7 by Jaquan Williams vs Cheyney
Yards Receiving	123 by Jaquan Williams vs Cheyney
Touchdowns Receiving	2 by Jaquan Williams vs Cheyney
	2 by Marcus Snipes at Seton Hill
Longest Reception	63 by Marcus Snipes vs Cheyney
Field Goals	3 by Steven Wakefield vs Gannon
	3 by Steven Wakefield at California (Pa.)
	3 by Steven Wakefield at East Stroudsburg
Longest Field Goal	41 by Steven Wakefield at California (Pa.)
Punts	9 by Jordan Spangler at Slippery Rock
Punting Average	54.0 by Jordan Spangler at Seton Hill
Longest Punt	55 by Jordan Spangler at Seton Hill
Punts Inside 20	2 by Jordan Spangler at Slippery Rock
	2 by Jordan Spangler at Seton Hill
Longest Punt Return	45 by Marcus Snipes vs Gannon
Longest Kickoff Return	59 by Richie Sanders at East Stroudsburg
Tackles	15 by Pat Behm at East Stroudsburg
Sacks	2.0 by five different players
Tackles For Loss	3.0 by Dustin Galich vs Indiana (Pa.)
Interceptions	2 by Colin Kimball vs Millersville
	2 by Colin Kimball at East Stroudsburg
Longest Interception Return	58 (TD) by Colin Kimball at Slippery Rock

## OPPONENT GAME HIGHS

Rushes	30 by De'Antwan Williams, Indiana (Pa.)
Yards Rushing	186 by De'Antwan Williams, Indiana (Pa.)
Touchdowns Rushing	3 by Teddy Blakeman, Slippery Rock
Longest Rush	61 by Liam Nadler, Gannon
Pass Attempts	36 by Nigel Barksdale, Slippery Rock
Pass Completions	27 by Nigel Barksdale, Slippery Rock
Yards Passing	439 by Nigel Barksdale, Slippery Rock
Touchdowns Passing	2 by Nigel Barksdale, Slippery Rock
	2 by Liam Nadler, Gannon
Longest Pass	67 by Nigel Barksdale, Slippery Rock
Receptions	11 by Brent Collins, Millersville
	11 by John Schademan, Slippery Rock
Yards Receiving	229 by John Schademan, Slippery Rock
Touchdowns Receiving	3 by John Schademan, Slippery Rock
Longest Reception	67 by John Schademan, Slippery Rock
Field Goals	2 by Phil Esposito, Clarion
	2 by Cody Nuzzo, California (Pa.)
Longest Field Goal	39 by Phil Esposito, Clarion
Punts	7 by Julian Feggins, Cheyney
Punting Average	43.7 by Andrew Cerett, California (Pa.)
Longest Punt	61 by Matt Spegal, Indiana (Pa.)
Punts Inside 20	1 by 10 different players
Longest Punt Return	72 by Eugene Moten, Cheyney
Longest Kickoff Return	42 by Tim Wilson, East Stroudsburg
Tackles	14 by Kyle Young, Bentley
Sacks	2.5 by Sam Trunzo, East Stroudsburg
Tackles For Loss	4.0 by Isaiah Fleming, Cheyney
Interceptions	2 by Matt Long, Clarion
Longest Interception Return	24 by Nick Bengal, Gannon

## TEAM GAME HIGHS

	MERCYHURST	OPPONENT
Rushes	55 vs Gannon	51 by Clarion
Yards Rushing	407 vs Gannon	207 by Indiana (Pa.)
Yards Per Rush	7.4 vs Gannon	7.2 by Gannon
Touchdowns Rushing	4 vs Millersville	4 by Slippery Rock
	4 vs Cheyney	4 by Indiana (Pa.)
Pass Attempts	35 at Bentley	42 by Slippery Rock
	35 at Slippery Rock	
Pass Completions	21 at Bentley	32 by Slippery Rock
Yards Passing	276 vs Cheyney	499 by Slippery Rock
Yards Per Pass	13.8 vs Cheyney	11.9 by Slippery Rock
Touchdowns Passing	5 vs Cheyney	4 by Slippery Rock
Total Plays	75 at Slippery Rock	83 by Slippery Rock
Total Offense	628 vs Gannon	609 by Slippery Rock
Yards Per Play	8.8 vs Cheyney	8.0 by Gannon
Points	63 vs Cheyney	58 by Slippery Rock
Sacks By	6 vs Millersville	5 by East Stroudsburg
First Downs	27 vs Gannon	31 by Slippery Rock
Penalties	9 at Seton Hill	10 by Seton Hill
Penalty Yards	89 at Slippery Rock	94 by Indiana (Pa.)
Turnovers	4 at Clarion	4 by Millersville
Interceptions By	3 vs Millersville	4 by Clarion
	3 at California (Pa.)	
	3 at East Stroudsburg	
Punts	9 at Slippery Rock	7 by Cheyney
Punting Average	54.0 at Seton Hill	43.7 by California (Pa.)
Long Punt	55 at Seton Hill	61 by Indiana (Pa.)
Punts Inside 20	2 at Slippery Rock	2 by Edinboro
	2 at Seton Hill	



# 2013 FINAL STATISTICS

## RESULTS

Date	Opponent	Score	Overall	Conference	Time	Attend
Sept. 7, 2013	at Bentley	16-17 L	0-1-0	0-0-0	2:33	2926
Sept. 14, 2013	MILLERSVILLE	49-7 W	1-1-0	0-0-0	2:20	1600
* Sept. 21, 2013	at Clarion	13-20 L	1-2-0	0-1-0	2:30	523
* Sept. 28, 2013	at Slippery Rock	34-58 L	1-3-0	0-2-0	3:09	5174
Oct. 5, 2013	CHEYNEY	63-14 W	2-3-0	0-2-0	2:43	2733
* Oct. 12, 2013	at Seton Hill	50-19 W	3-3-0	1-2-0	3:00	850
* Oct. 17, 2013	vs Gannon (at Veterans Stadium)	51-21 W	4-3-0	2-2-0	2:54	1344
* Oct. 26, 2013	INDIANA (Pa.)	6-28 L	4-4-0	2-3-0	2:45	627
* Nov. 2, 2013	EDINBORO	19-6 W	5-4-0	3-3-0	2:38	798
* Nov. 9, 2013	at California (Pa.)	23-20 W	6-4-0	4-3-0	2:32	1328
Nov. 16, 2013	at East Stroudsburg	37-20 W	7-4-0	4-3-0	2:50	800

## SCORE BY QUARTER

	1ST	2ND	3RD	4TH	OT	TOTAL
Mercyhurst	109	101	90	61	0	361
Opponents	61	89	34	46	0	230

## TEAM STATS

TEAM STATISTICS	MER	OPP
SCORING	361	230
Points Per Game	32.8	20.9
FIRST DOWNS	213	199
Rushing	115	88
Passing	82	99
Penalty	16	12
RUSHING YARDAGE	2616	1437
Yards gained rushing	2874	1748
Yards lost rushing	258	311
Rushing Attempts	459	392
Average Per Rush	5.7	3.7
Average Per Game	237.8	130.6
TDs Rushing	25	20
PASSING YARDAGE	1810	2231
Att-Comp-Int	251-144-9	312-177-15
Average Per Pass	7.2	7.2
Average Per Catch	12.6	12.6
Average Per Game	164.5	202.8
TDs Passing	17	10
TOTAL OFFENSE	4426	3668
Total Plays	710	704
Average Per Play	6.2	5.2
Average Per Game	402.4	333.5
KICK RETURNS: #-YARDS	39-922	51-1043
PUNT RETURNS: #-YARDS	14-150	16-184
INT RETURNS: #-YARDS	15-236	9-80
KICK RETURN AVERAGE	23.6	20.5
PUNT RETURN AVERAGE	10.7	11.5
INT RETURN AVERAGE	15.7	8.9
FUMBLES-LOST	17-4	22-6
PENALTIES-YARDS	62-550	70-629
Average Per Game	50.0	57.2
PUNTS-YARDS	42-1569	49-1832
Average Per Punt	37.4	37.4
Net punt average	30.6	31.8
TIME OF POSSESSION/GAME	32:47	27:13
3RD-DOWN CONVERSIONS	55 of 137	46 of 138
3rd-Down Pct	40%	33%
4TH-DOWN CONVERSIONS	6 of 17	8 of 22
4th-Down Pct	35%	36%
SACKS BY-YARDS	22-127	17-99
MISC YARDS	3	0
TOUCHDOWNS SCORED	44	31
FIELD GOALS-ATTEMPTS	17-18	6-11
ON-SIDE KICKS	0-1	0-0
RED-ZONE SCORES	43-45 (96%)	29-39 (74%)
RED-ZONE TOUCHDOWNS	27-45 (60%)	24-39 (62%)
PAT-ATTEMPTS	42-44 (95%)	26-30 (87%)
ATTENDANCE	5758	11601
Games/Avg Per Game	4/1440	6/1934
Neutral Site Games		1/1344

## INDIVIDUAL STATS

RUSHING	GP	Att	Gain	Loss	Net	Avg	TD	Long	Avg
Brandon Brown-Dukes	10	144	1035	27	1008	7.0	8	77	100.8
Allen Jones II	10	155	1030	37	993	6.4	7	59	99.3
Richie Sanders	5	48	322	11	311	6.5	3	74	62.2
Drew Robinson	7	19	157	7	150	7.9	2	45	21.4
Milton Revell	5	22	96	7	89	4.0	0	13	17.8
Chris Lyle	4	9	59	1	58	6.4	1	43	14.5
Anthony Vendemia	10	32	93	71	22	0.7	2	13	2.2
Jeff Groene	11	4	17	0	17	4.2	1	7	1.5
Stephen Yarbrough	10	1	15	0	15	15.0	0	15	1.5
Vladmir Rock	11	2	13	7	6	3.0	0	13	0.5
T.J. Latimer	11	1	3	0	3	3.0	0	3	0.3
Zach Emerick	5	2	5	7	-2	-1.0	0	5	-0.4
Jordan Spangler	11	1	0	3	-3	-3.0	0	0	-0.3
Alec Swartz	6	8	29	35	-6	-0.8	1	16	-1.0
Dylan Bongiorno	11	1	0	11	-11	-11.0	0	0	-1.0
TEAM	11	10	0	34	-34	-3.4	0	0	-3.1
Total.....	11	459	2874	258	2616	5.7	25	77	237.8
Opponents.....	11	392	1748	311	1437	3.7	20	61	130.6

PASSING	GP	Effic	Cmp-Att-Int	Pct	Yds	TD	Long	Avg
Anthony Vendemia	10	129.42	104-185-9	56.2	1355	12	63	135.5
Alec Swartz	6	156.63	24-40-0	60.0	303	4	36	50.5
Zach Emerick	5	121.25	15-25-0	60.0	143	1	27	28.6
Brendan Boylan	11	175.60	1-1-0	100.0	9	0	9	0.8
Total.....	11	133.12	144-251-9	57.4	1810	17	63	164.5
Opponents.....	11	117.76	177-312-15	56.7	2231	10	67	202.8

RECEIVING	GP	No.	Yds	Avg	TD	Long	Avg
Jaquan Williams	11	33	493	14.9	3	59	44.8
R.J. Miller	11	15	186	12.4	1	32	16.9
Jeff Groene	11	14	160	11.4	2	29	14.5
Vladmir Rock	11	9	103	11.4	0	28	9.4
Brandon Brown-Dukes	10	9	27	3.0	0	26	2.7
Stephen Yarbrough	10	8	134	16.8	1	61	13.4
Marcus Snipes	8	7	187	26.7	4	63	23.4
John Matarazzo	11	7	114	16.3	0	36	10.4
Dylan Bongiorno	11	7	52	7.4	0	9	4.7
Pat Barry	8	6	68	11.3	1	16	8.5
Ozzie Lumpkin	6	5	76	15.2	0	26	12.7
Allen Jones II	10	5	17	3.4	0	7	1.7
Richie Sanders	5	4	43	10.8	0	22	8.6
T.J. Latimer	11	4	28	7.0	2	13	2.5
Kyle Briggs	3	3	45	15.0	1	18	15.0
Milton Revell	5	3	43	14.3	0	23	8.6
Chris Lyle	4	2	18	9.0	0	9	4.5
Matt Hyland	11	2	7	3.5	2	4	0.6
Drew Robinson	7	1	9	9.0	0	9	1.3
Total.....	11	144	1810	12.6	17	63	164.5
Opponents.....	11	177	2231	12.6	10	67	202.8

MERCYHURST LAKEER FOOTBALL

# 2013 FINAL STATISTICS



PUNT RETURNS	No.	Yds	Avg	TD	Long
Marcus Snipes	3	63	21.0	0	45
Dorian Stevens	8	60	7.5	0	24
Vladmir Rock	1	24	24.0	0	14
Aunre' Davis	1	2	2.0	0	2
Milton Revell	1	1	1.0	0	1
<b>Total.....</b>	<b>14</b>	<b>150</b>	<b>10.7</b>	<b>0</b>	<b>45</b>
<b>Opponents.....</b>	<b>16</b>	<b>184</b>	<b>11.5</b>	<b>1</b>	<b>72</b>

INTERCEPTIONS	No.	Yds	Avg	TD	Long
Colin Kimball	6	151	25.2	2	58
Deonte Huggins	3	-12	-4.0	0	1
Mike Brown	2	53	26.5	0	30
Pat Behm	1	34	34.0	0	34
Garrett Wild	1	6	6.0	0	6
Tevin Stewart	1	4	4.0	0	4
Aunre' Davis	1	0	0.0	0	0
<b>Total.....</b>	<b>15</b>	<b>236</b>	<b>15.7</b>	<b>2</b>	<b>58</b>
<b>Opponents.....</b>	<b>9</b>	<b>80</b>	<b>8.9</b>	<b>0</b>	<b>24</b>

KICK RETURNS	No.	Yds	Avg	TD	Long
Richie Sanders	10	315	31.5	0	59
Marcus Snipes	7	216	30.9	0	44
Drew Robinson	5	114	22.8	0	29
Vladmir Rock	5	109	21.8	0	30
Milton Revell	5	68	13.6	0	31
Dorian Stevens	3	55	18.3	0	19
Jeff Groene	2	24	12.0	0	17
Aunre' Davis	2	21	10.5	0	11
<b>Total.....</b>	<b>39</b>	<b>922</b>	<b>23.6</b>	<b>0</b>	<b>59</b>
<b>Opponents.....</b>	<b>51</b>	<b>1043</b>	<b>20.5</b>	<b>0</b>	<b>42</b>

FUMBLE RETURNS	No.	Yds	Avg	TD	Long
<b>Total.....</b>	<b>0</b>	<b>0</b>	<b>0.0</b>	<b>0</b>	<b>0</b>
<b>Opponents.....</b>	<b>0</b>	<b>0</b>	<b>0.0</b>	<b>0</b>	<b>0</b>

SCORING	TD	FGs	PAT		Rcv	Pass	DXP	Saf	Pts
			Kick	Rush					
Steven Wakefield	0	16-17	41-42	0-0	0	0-0	0	0	89
Brandon Brown-Dukes	8	0-0	0-0	0-0	0	0-0	0	0	48
Allen Jones II	7	0-0	0-0	0-0	0	0-0	0	0	42
Marcus Snipes	4	0-0	0-0	0-0	0	0-0	0	0	24
Jeff Groene	3	0-0	0-0	0-0	0	0-0	0	0	18
Richie Sanders	3	0-0	0-0	0-0	0	0-0	0	0	18
Jaquan Williams	3	0-0	0-0	0-0	0	0-0	0	0	18
Matt Hyland	2	0-0	0-0	0-0	0	0-0	0	0	12
Colin Kimball	2	0-0	0-0	0-0	0	0-0	0	0	12
T.J. Latimer	2	0-0	0-0	0-0	0	0-0	0	0	12
Drew Robinson	2	0-0	0-0	0-0	0	0-0	0	0	12
Anthony Vendemia	2	0-0	0-0	0-0	0	0-0	0	0	12
Pat Barry	1	0-0	0-0	0-0	0	0-0	0	0	6
Kyle Briggs	1	0-0	0-0	0-0	0	0-0	0	0	6
Chris Lyle	1	0-0	0-0	0-0	0	0-0	0	0	6
R.J. Miller	1	0-0	0-0	0-0	0	0-0	0	0	6
Alec Swartz	1	0-0	0-0	0-0	0	0-0	0	0	6
Stephen Yarbrough	1	0-0	0-0	0-0	0	0-0	0	0	6
Jordan Spangler	0	1-1	1-2	0-0	0	0-0	0	0	4
<b>TEAM</b>	<b>0</b>	<b>0-0</b>	<b>0-0</b>	<b>0-0</b>	<b>0</b>	<b>0-0</b>	<b>0</b>	<b>2</b>	<b>4</b>
<b>Total.....</b>	<b>44</b>	<b>17-18</b>	<b>42-44</b>	<b>0-0</b>	<b>0</b>	<b>0-0</b>	<b>0</b>	<b>2</b>	<b>361</b>
<b>Opponents.....</b>	<b>31</b>	<b>6-11</b>	<b>26-30</b>	<b>0-1</b>	<b>0</b>	<b>0-0</b>	<b>0</b>	<b>0</b>	<b>230</b>

PUNTING	No.	Yds	Avg	Long	TB	FC	I20	Blk
Jordan Spangler	38	1421	37.4	55	3	5	9	1
Steven Wakefield	4	148	37.0	43	1	0	1	0
<b>Total.....</b>	<b>42</b>	<b>1569</b>	<b>37.4</b>	<b>55</b>	<b>4</b>	<b>5</b>	<b>10</b>	<b>1</b>
<b>Opponents.....</b>	<b>49</b>	<b>1832</b>	<b>37.4</b>	<b>61</b>	<b>5</b>	<b>5</b>	<b>10</b>	<b>1</b>

KICKOFFS	No.	Yds	Avg	TB	OB	Retn	Net	YdLn
Steven Wakefield	56	3433	61.3	16	0			
Dylan Kondis	11	598	54.4	1	0			
Jordan Spangler	2	109	54.5	0	0			
<b>Total.....</b>	<b>69</b>	<b>4140</b>	<b>60.0</b>	<b>17</b>	<b>0</b>	<b>20.5</b>	<b>38.7</b>	<b>26</b>
<b>Opponents.....</b>	<b>51</b>	<b>3055</b>	<b>59.9</b>	<b>12</b>	<b>0</b>	<b>23.6</b>	<b>35.9</b>	<b>29</b>

TOTAL OFFENSE	GP	Plays	Rush	Pass	Total	Avg
Anthony Vendemia	10	217	22	1355	1377	137.7
Brandon Brown-Dukes	10	144	1008	0	1008	100.8
Allen Jones II	10	155	993	0	993	99.3
Richie Sanders	5	48	311	0	311	62.2
Alec Swartz	6	48	-6	303	297	49.5
Drew Robinson	7	19	150	0	150	21.4
Zach Emerick	5	27	-2	143	141	28.2
Milton Revell	5	22	89	0	89	17.8
Chris Lyle	4	9	58	0	58	14.5
Jeff Groene	11	4	17	0	17	1.5
Stephen Yarbrough	10	1	15	0	15	1.5
Brendan Boylan	11	1	0	9	9	0.8
Vladmir Rock	11	2	6	0	6	0.5
T.J. Latimer	11	1	3	0	3	0.3
Jordan Spangler	11	1	-3	0	-3	-0.3
Dylan Bongiorno	11	1	-11	0	-11	-1.0
<b>TEAM</b>	<b>11</b>	<b>10</b>	<b>-34</b>	<b>0</b>	<b>-34</b>	<b>-3.1</b>
<b>Total.....</b>	<b>11</b>	<b>708</b>	<b>2245</b>	<b>2069</b>	<b>4314</b>	<b>392.2</b>
<b>Opponents.....</b>	<b>11</b>	<b>723</b>	<b>1903</b>	<b>1930</b>	<b>3833</b>	<b>348.5</b>

FIELD GOALS	FGM-A	Pct	01-19	20-29	30-39	40-49	50+	Lg	Blk
Steven Wakefield	16-17	94.1	1-1	7-7	5-5	3-4	0-0	41	0
Jordan Spangler	1-1	100.0	0-0	0-0	1-1	0-0	0-0	31	0

FG SEQUENCE	Mercyhurst	Opponents
Bentley	(31)	39, (27)
Millersville	-	50, 27
Clarion	-	(25), (39), 38
Slippery Rock	(33), (30)	(32)
Cheyney	-	-
Seton Hill	(19), (28), 43	-
Gannon	(25), (30), (40)	-
Indiana (Pa.)	(25), (27)	-
Edinboro	(25)	39
California (Pa.)	(41), (24), (22)	(26), (24)
East Stroudsburg	(32), (40), (32)	-

Numbers in (parentheses) indicate field goal was made.

ALL PURPOSE	GP	Rush	Rec	PR	KR	IR	Tot	Avg
Brandon Brown-Dukes	10	1008	27	0	0	0	1035	103.5
Allen Jones II	10	993	17	0	0	0	1010	101.0
Richie Sanders	5	311	43	0	315	0	669	133.8
Jaquan Williams	11	0	493	0	0	0	493	44.8
Marcus Snipes	8	0	187	63	216	0	466	58.2
Drew Robinson	7	150	9	0	114	0	273	39.0
Vladmir Rock	11	6	103	24	109	0	242	22.0
Milton Revell	5	89	43	1	68	0	201	40.2
Jeff Groene	11	17	160	0	24	0	201	18.3
R.J. Miller	11	0	186	0	0	0	186	16.9
Colin Kimball	11	0	0	0	0	151	151	13.7
Stephen Yarbrough	10	15	134	0	0	0	149	14.9
Dorian Stevens	9	0	0	60	55	0	115	12.8
John Matarazzo	11	0	114	0	0	0	114	10.4
Chris Lyle	4	58	18	0	0	0	76	19.0
Ozzie Lumpkin	6	0	76	0	0	0	76	12.7
Pat Barry	8	0	68	0	0	0	68	8.5
Mike Brown	10	0	0	0	0	53	53	5.3
Kyle Briggs	3	0	45	0	0	0	45	15.0
Dylan Bongiorno	11	-11	52	0	0	0	41	3.7
Pat Behm	11	0	0	0	0	34	34	3.1
T.J. Latimer	11	3	28	0	0	0	31	2.8
Aunre' Davis	9	0	0	2	21	0	23	2.6
Anthony Vendemia	10	22	0	0	0	0	22	2.2
Matt Hyland	11	0	7	0	0	0	7	0.6
Garrett Wild	11	0	0	0	0	6	6	0.5
Tevin Stewart	11	0	0	0	0	4	4	0.4
Zach Emerick	5	-2	0	0	0	0	-2	-0.4
Jordan Spangler	11	-3	0	0	0	0	-3	-0.3
Alec Swartz	6	-6	0	0	0	0	-6	-1.0
Deonte Huggins	7	0	0	0	0	-12	-12	-1.7
<b>TEAM</b>	<b>11</b>	<b>-34</b>	<b>0</b>	<b>0</b>	<b>0</b>	<b>0</b>	<b>-34</b>	<b>-3.1</b>
<b>Total.....</b>	<b>11</b>	<b>2616</b>	<b>1810</b>	<b>150</b>	<b>922</b>	<b>236</b>	<b>5734</b>	<b>521.3</b>
<b>Opponents.....</b>	<b>11</b>	<b>1437</b>	<b>2231</b>	<b>184</b>	<b>1043</b>	<b>80</b>	<b>4975</b>	<b>452.3</b>



# 2013 FINAL STATISTICS

## DEFENSIVE STATS

DEFENSIVE LEADERS	GP	-----Tackles-----			TFL/Yds	-Sacks-		---Pass Def---		QBH	-Fumbles-		Blkd Kick	Saf
		Solo	Ast	Total		No-Yards	Int-Yds	BrUp	Rcv-Yds		FF			
38 Pat Behm	11	52	19	71	2.0-7	0	1-34	1	1	0	1	0	0	
26 Colin Kimball	11	40	17	57	3.0-14	0	6-151	4	0	0	1	0	0	
55 Dustin Galich	11	33	24	57	13.0-38	4.0-21	0	1	3	0	0	0	0	
21 Michael Foster	11	42	14	56	1.0-3	0	0	4	0	0	0	1	0	
43 Joe Dever	11	40	16	56	7.0-27	2.0-16	0	0	3	4-0	2	0	0	
52 Niko Otto	10	33	21	54	3.0-7	1.0-3	0	2	0	0	1	0	0	
45 Garrett Wild	11	24	18	42	3.0-11	1.0-4	1-6	3	0	0	1	2	0	
2 Aunre' Davis	9	27	4	31	0	0	1-0	6	0	0	0	0	0	
90 Serge Augustin	10	18	10	28	10.0-32	5.0-25	0	0	3	0	2	1	0	
60 Ryan Carroll	11	20	4	24	8.0-19	2.0-11	0	0	1	0	0	0	0	
22 Ricky Mathews	11	17	6	23	1.0-12	1.0-12	0	1	2	1-0	2	0	0	
84 Matt Hyland	11	15	8	23	4.0-11	2.0-7	0	0	0	0	0	0	0	
23 Tevin Stewart	11	16	6	22	0	0	1-4	1	0	1-0	0	0	0	
10 Keith Polson	9	18	3	21	2.0-5	0	0	0	0	0	0	0	0	
11 Mike Brown	10	15	5	20	4.5-19	1.0-8	2-53	0	0	0	1	0	0	
27 Keith Robinson, Jr.	10	13	7	20	0	0	0	6	0	0	0	0	0	
32 Vishawn Williams	9	12	8	20	3.5-15	1.0-7	0	0	0	0	0	0	0	
1 Deonte Huggins	7	16	3	19	2.0-6	0	3-(-12)	3	0	0	1	0	0	
48 T.J. Latimer	11	9	7	16	0	0	0	0	0	0	0	0	0	
57 Jarrett Dolegala	10	8	3	11	0	0	0	1	0	0	0	0	0	
47 Curtis Hansford	10	6	5	11	2.0-13	2.0-13	0	0	2	0	0	0	0	
92 Benji Abercrombie	11	5	6	11	1.0-2	0	0	1	0	0	0	0	0	
53 Nick Kurpakus	9	8	2	10	2.0-6	0	0	0	0	0	0	0	0	
56 Sean Powell	4	4	6	10	0	0.5-0	0	0	0	0	0	0	0	
29 Dorian Stevens	9	7	2	9	0	0	0	1	0	0	0	0	0	
42 Bobby Haraczy	8	5	4	9	0	0	0	0	0	0	0	0	0	
8 Allen Jones II	10	7	0	7	0	0	0	0	0	0	0	0	0	
7 Vladimir Rock	11	5	2	7	0	0	0	0	0	0	0	0	0	
17 Jaquan Williams	11	2	1	3	0	0	0	0	0	0	0	0	0	
37 Rafiyq Cromwell	3	2	1	3	0	0	0	0	0	0	0	0	0	
78 Jake Green	11	2	0	2	0	0	0	0	0	0	0	0	0	
83 Dylan Bongiorno	11	1	1	2	0	0	0	0	0	0	0	0	0	
97 Steven Wakefield	10	1	0	1	0	0	0	0	0	0	0	0	0	
14 Drew Robinson	7	1	0	1	0	0	0	0	0	0	0	0	0	
28 Chris Lyle	4	1	0	1	0	0	0	0	0	0	0	0	0	
15 Marcus Snipes	8	1	0	1	0	0	0	0	0	0	0	0	0	
81 Stephen Yarbrough	10	1	0	1	0	0	0	0	0	0	0	0	0	
44 Bruno Natter	3	0	1	1	0	0	0	0	0	0	0	0	0	
TEAM	11	0	0	0	0	0	0	0	0	0	0	0	2	
Total.....	11	527	234	761	72.0-247	22.0-127	15-236	35	15	6-0	12	4	2	
Opponents.....	11	522	281	803	63.0-222	17.0-99	9-80	34	12	4-0	6	1	0	

## 2013 Weekly Statistical Leaders

Category	BEN	MILL	CLAR	SRU	CHEY	SHU	GU	IUP	EDIN	CAL	ESU
Rush Attempts	Brown-Dukes (16)	Brown-Dukes (15)	Jones II (13)	Brown-Dukes (23)	Jones II (13)	Jones II (14)	Jones II (23)	Brown-Dukes (15)	Jones II (21)	Jones II (27)	Jones II (14)
Rushing Yards	Brown-Dukes (77)	Brown-Dukes (142)	Brown-Dukes (140)	Brown-Dukes (119)	Jones II (161)	Brown-Dukes (127)	Brown-Dukes (221)	Jones II (65)	Jones II (148)	Jones II (154)	Sanders (121)
Receptions	J. Williams (5)	Bongiorno (3)	Three tied with (2)	Barry (3)	J. Williams (7)	J. Williams (4)	R. Miller (3)	Three tied with (2)	Jones II (2)	J. Williams (3)	J. Williams (5)
Receiving Yards	J. Williams (49)	Rock (32)	Yarbrough (21)	J. Williams (50)	J. Williams (123)	Snipes (59)	R. Miller (61)	J. Williams (33)	Yarbrough (61)	J. Williams (29)	J. Williams (76)
Passing Yards	Vendemia (207)	Vendemia (116)	Vendemia (96)	Vendemia (111)	Vendemia (221)	Swartz (168)	Vendemia (221)	Two tied with (29)	Vendemia (70)	Vendemia (99)	Vendemia (185)
Total Offense	Vendemia (227)	Brown-Dukes (142)	Brown-Dukes (140)	Vendemia (123)	Vendemia (225)	Swartz (151)	Brown-Dukes (221)	Jones II (65)	Jones II (148)	Jones II (154)	Vendemia (177)
All-Purpose Yards	Brown-Dukes (76)	Brown-Dukes (143)	Brown-Dukes (129)	Brown-Dukes (130)	Jones II (161)	Snipes (134)	Brown-Dukes (247)	Sanders (84)	Jones II (152)	Jones II (167)	Sanders (298)
Points Scored	Two tied with (6)	Brown-Dukes (18)	Two tied with (6)	Wakefield (10)	J. Williams (12)	Two tied with (12)	Wakefield (15)	Wakefield (6)	Two tied with (6)	Wakefield (11)	Wakefield (13)
Tackles	Behm (6)	Three tied with (6)	Otto (9)	Kimball (9)	Foster (8)	Behm (7)	Four tied with (5)	Dever (12)	Galich (11)	Dever (10)	Behm (15)
Tackles For Loss	Brown (2.0)	Two tied with (2.0)	Two tied with (2.0)	Galich (2.0)	Two tied with (2.0)	Carroll (2.0)	Dever (2.0)	Galich (3.0)	Four tied with (2.0)	Three tied with (1.0)	Augustin (2.0)
Sacks	None	Augustin (2.0)	None	Galich (1.0)	Galich (1.0)	Carroll (1.0)	Dever (2.0)	None	Two tied with (2.0)	Two tied with (1.0)	Augustin (2.0)
Interceptions	Kimball (1)	Kimball (2)	Stewart (1)	Kimball (1)	Brown (1)	Davis (1)	None	None	Huggins (1)	Three tied with (1)	Kimball (2)


# MAJOR POSTSEASON AWARD WINNERS **M**



**Tim Bednarski**



**Bryan Boyce**



**Don Gibbon**



**Trevor Kennedy**

**AFCA All-America**

First Team  
2013 Steven Wakefield  
2011 Trevor Kennedy

**AP Little All-America**

Third Team  
2013 Steven Wakefield  
1997 Tim Bednarski  
Honorable Mention  
1985 Don Gibbon  
Tim Ruth

**Beyond Sports Network (BSN) All-America**

Third Team  
2013 Steven Wakefield  
Honorable Mention  
2012 Kevin Poropat

**D2football.com All-America**

First Team  
2011 Trevor Kennedy  
Second Team  
2013 Steven Wakefield  
Honorable Mention  
2011 Ian Wild  
2010 Bryan Boyce

**Daktronics All-America**

Second Team  
2011 Trevor Kennedy

**Don Hansen All-America**

First Team  
2011 Trevor Kennedy  
2007 Brandon Hill  
1997 Tim Bednarski  
Bill Davis  
Mike Evans  
Keith Swanson  
Eric Wicks  
Ed Regovich

1995  
Second Team  
2013 Steven Wakefield  
2010 Ian Wild  
Third Team  
2010 Fred Hale  
Honorable Mention  
2011 Ian Wild  
2010 Bryan Boyce  
1997 Trevor Kennedy  
Tim Brediger  
Doug Brinkley  
Justin Gibson  
Rob Taylor

**Football News All-America**

First Team  
1987 Greg Latimer  
1985 Don Gibbon  
Third Team  
1988 Greg Latimer  
Honorable Mention  
1988 Paul Smith  
Charlie Wertz

**National Strength & Conditioning All-America**

First Team  
1988 Brian Haberstock

**Pizza Hut All-America**

First Team  
1986 Jim Zank  
Third Team  
1988 Brian Haberstock  
1984 Dave Scarsella  
Honorable Mention  
1988 Charlie Wertz  
1984 Tim Ruth  
Jerry Spetz  
Jim Sturm

**Lambert Meadowlands Team Of The Year**

2010

**ECAC Division II Team Of The Year**

2010  
2012

**Academic All-America**

First Team  
2013 Colin Kimball  
2011 Ian Wild  
2010 Bryan Boyce  
Ian Wild  
Bryan Boyce

**Second Team**

2008 John Matarazzo  
2013 Andrew Bukta  
2011 Bryan Boyce  
2009 Eric Wicks  
1997 Dave Armstrong  
1985 Craig Zonna

**Honorable Mention**

1998 Tim Brediger

**Academic All-District**

2013 Colin Kimball  
John Matarazzo  
2012 Ryan Bartalzo  
Steve Reinhardt  
Anthony Vendemia  
2011 Andrew Bukta  
Bryant Kimball  
Steve Reinhardt  
Ian Wild  
Bryan Boyce  
Ian Wild  
Craig Moore  
2006 Dan Schuler  
2005 Zac Wild  
2003 Mike McQuillan  
1999 Kevin Brubaker  
Tom Palmer  
Mike Hanes  
Tim Ruth  
Jim Sturm

**2006**

**2005**

**2003**

**1999**

**1984**

**Pittsburgh Press All-District**

First Team  
1988 Charlie Wertz  
1987 Scott Goring  
Pete Starrett  
1985 Don Gibbon  
Tim Ruth  
2010 Don Erdley  
Tim Ruth  
1983 Dave Scarsella  
Jim Sturm

**Second Team**

1988 Greg Latimer  
Paul Smith  
1985 Mike Hanes  
Charles Rhodes  
1984 Dave Scarsella  
Jim Sturm  
Don Erdley

**ECAC Division II Defensive Rookie Of The Year**

2013 Ryan Carroll

**ECAC Division II Offensive Player Of The Year**

2011 Trevor Kennedy

**PSAC West Offensive Player Of The Year**

2011 Trevor Kennedy  
2010 Trevor Kennedy

**PSAC West Defensive Player Of The Year**

2010 Bryan Boyce

**PSAC West Freshman Of The Year**

2012 Brandon Brown-Dukes  
2011 Richie Sanders

**PSAC West Coach Of The Year**


2010 Marty Schaeztle  
2008 Marty Schaeztle

**Pete Nevins PSAC Scholar-Athlete Of The Year**


2010-11 Ian Wild

**Erie Times News Sportsman Of The Year**

2011 Ian Wild




**Greg Latimer**



**Tim Ruth**



**Steven Wakefield**



**Ian Wild**



**Ed Bailey**

**1998 (MIFC)**

Second Team  
Honorable Mention  
Honorable Mention  
Honorable Mention  
Honorable Mention  
Honorable Mention

**1999 (GLIAC)**

First Team  
First Team  
Second Team  
Second Team  
Honorable Mention  
Honorable Mention  
Honorable Mention  
Honorable Mention  
Honorable Mention

**2000 (GLIAC)**

First Team  
First Team  
First Team  
Honorable Mention  
Honorable Mention  
Honorable Mention  
Honorable Mention  
Honorable Mention

**2001 (GLIAC)**

Second Team  
Honorable Mention  
Honorable Mention

**2002 (GLIAC)**

Second Team  
Honorable Mention  
Honorable Mention  
Honorable Mention  
Honorable Mention  
Honorable Mention

**2003 (GLIAC)**

Second Team  
Second Team  
Honorable Mention  
Honorable Mention  
Honorable Mention  
Honorable Mention  
Honorable Mention

**2004 (GLIAC)**

Second Team  
Second Team  
Second Team  
Honorable Mention  
Honorable Mention  
Honorable Mention  
Honorable Mention  
Honorable Mention

**2005 (GLIAC)**

Second Team  
Second Team  
Honorable Mention  
Honorable Mention  
Honorable Mention  
Honorable Mention

**2006 (GLIAC)**

Second Team  
Second Team  
Honorable Mention  
Honorable Mention  
Honorable Mention  
Honorable Mention  
Honorable Mention

Keith Swanson, LB  
Ed Bailey, WR  
Matt Kissell, QB  
Doug Brinkley, DB  
Kevin Brubaker, DL  
Scott Platz, LB

Ed Bailey, WR  
Scott Platz, LB  
Kevin Brubaker, DL  
Tom Palmer, DB  
Matt Kissell, QB  
Justin Siemon, WR  
Lou D'Ambrosio, DL  
Brad Miller, DL  
Garrett Patty, DB

Ed Bailey, WR  
Scott Platz, LB  
Steve Hill, DB  
Vinnie Corasaniti, P  
Joe Kolek, OL  
Tom Palmer, DB  
Justin Siemon, WR  
Pat Testrake, OL

Garrett Patty, DB  
Tim Siemon, WR  
Phil Provenzano, RB

Bryan Morrison, LB  
Brian Smith, LB  
Rob Keefe, DB  
Jeff Thiel, TE  
Brian Paulozzi, OL  
Mike McQuillan, DL

Mike McQuillan, DL  
Rob Keefe, DB  
Brad Thompson, WR  
Justin Adams, RB  
Matt Dubowski, DL  
Terrance Patrick, DL  
Jeff Thiel, TE

Justin Adams, RB  
Ben Bluemle, SPEC  
Terrance Patrick, DL  
Jeff Thiel, TE  
Brian Smith, LB  
Mike Krahe, DL  
Neil Harris, DB  
Mike Cikra, LB

Jimmy Kokrak, LB  
Ben Bluemle, DB  
Calvin Kelly, WR  
Grant Marshman, LB  
Dan Schuler, TE  
Ed Pfeiffer, OL  
Brooks Davidson, OL

Richard Stokes, RB  
Brandon Hill, P  
Bryan Boyce, LB  
Alan Dailide, OL  
Roger McClinton, DB  
Jeff Nowling, WR  
Dan Salupo, TE  
Dan Schuler, TE

**2007 (GLIAC)**

First Team  
Second Team  
Second Team  
Second Team  
Honorable Mention  
Honorable Mention  
Honorable Mention  
Honorable Mention

**2008 (PSAC)**

First Team  
First Team  
First Team  
First Team  
First Team  
Second Team  
Second Team

**2009 (PSAC)**

First Team  
First Team  
First Team  
First Team  
Second Team  
Second Team  
Second Team  
Second Team  
Second Team

**2010 (PSAC)**

First Team  
First Team  
First Team  
First Team  
First Team  
Second Team  
Second Team  
Second Team  
Second Team

**2011 (PSAC)**

First Team  
First Team  
First Team  
First Team  
First Team  
Second Team  
Second Team  
Second Team  
Second Team  
Second Team

**2012 (PSAC)**

First Team  
First Team  
First Team  
First Team  
Second Team  
Second Team  
Second Team  
Second Team

**2013 (PSAC)**

First Team  
First Team  
First Team  
First Team  
First Team  
Second Team  
Second Team  
Second Team

Richard Stokes, RB  
Brandon Hill, HB  
Zac Wild, DL  
Theo Hall, DB  
Charlie Gleisner, LB  
Aaron Haynes, WR  
Tim Herbener, LB  
Mitch Phillis, QB  
Gary Smith, OL  
Josh Szeluga, TE

Richard Stokes, RB  
Dave Hetrick, OL  
Zac Wild, DL  
Bryan Boyce, LB  
Jimmy Kokrak, LB  
Josh Szeluga, TE  
Theo Hall, DB

Dave Hetrick, OL  
Tim Herbener, LB  
Fred Hale, DL  
Bryan Boyce, LB  
Ian Wild, DB  
Julius McCormick, DB  
Josh Szeluga, TE  
Andrew Salamon, OL

Trevor Kennedy, WR  
Ian Wild, DB  
Bryan Boyce, LB  
Julius McCormick, DB  
Fred Hale, DL  
Gerald Anderson, RB  
Tim Herbener, LB  
Kevin Poropat, OL  
Terrence Coon, WR  
Travis Rearick, QB


Trevor Kennedy, WR  
Trevor Kennedy, SPEC  
Richie Sanders, RB  
Kevin Poropat, OL  
Ian Wild, LB  
Jeff Groene, FB  
Steve Reinhardt, OL  
R.J. Miller, TE  
Dustin Galich, DL  
Kevin Williams, LB

Brandon Brown-Dukes, RB  
Aaron McGee, LB  
Kevin Poropat, OL  
L.J. Stevens, DB  
Paris Bruner, WR  
Dustin Galich, DL  
Allen Jones II, RB  
Steven Wakefield, P  
Steven Wakefield, K


Brandon Brown-Dukes, RB  
Ben Gysin, OL  
R.J. Miller, TE  
Steven Wakefield, K  
Dustin Galich, DL  
Allen Jones II, RB  
Steve Reinhardt, OL  
Pat Behm, LB  
Colin Kimball, DB



**Kevin Poropat**



**Justin Siemon**



**Richard Stokes**




**Jeff Thiel**



**Dustin Galich**



**Tom Palmer**



**Scott Platz**

# TEAM POSTSEASON AWARDS



**Justin Adams**



**Ben Bluemle**



**Matt Kissell**



**Brandon Brown-Dukes**

2013  
2012  
2011  
2010  
2009  
2008  
2007  
2006  
2005  
2004  
2003  
2002  
2001  
2000  
1999  
1998  
1997  
1996  
1995  
1994  
1993  
1992  
1991  
1989  
1988  
1986  
1985  
1984

**Class Of 1985 Most Valuable Player Award**

2013 Brandon Brown-Dukes  
2012 Brandon Brown-Dukes  
2011 Trevor Kennedy  
2010 Travis Rearick  
2009 Ian Wild  
2008 Zac Wild  
2007 Brandon Hill  
2006 Bryan Boyce  
2005 Ben Bluemle  
2004 Ben Bluemle  
2003 Rob Keefe  
2002 Jeff Thiel

**Class Of 1989 Defensive Player Of The Year Award**

2013 Colin Kimball  
2012 L.J. Stevens  
2011 Ian Wild  
2010 Bryan Boyce  
2009 Ian Wild  
2008 Bryan Boyce  
2007 Zac Wild  
2006 Bryan Boyce  
2005 Jimmy Kokrak  
2004 Brian Smith  
2003 Matt Dubowski  
2002 Ike Morrison

**Class Of 1986 Offensive Player Of The Year Award**

2013 Brandon Brown-Dukes  
2012 Brandon Brown-Dukes  
2011 Trevor Kennedy  
2010 Travis Rearick  
2009 Trevor Kennedy  
2008 Jeff Stallard  
2007 Brandon Hill/Richard Stokes  
2006 Jeff Nowling/Richard Stokes  
2005 Calvin Kelly  
2004 Justin Adams  
2003 Justin Adams  
2002 Brad Thompson

**Class Of 1991 Special Teams Player Of The Year Award**

2013 Steven Wakefield  
2012 Paris Bruner/Steven Wakefield  
2011 Trevor Kennedy  
2010 Trevor Kennedy  
2009 Andrew Bailey  
2008 Theo Hall  
2007 Theo Hall  
2006 Brandon Hill  
2005 Chris Williams  
2004 Jim Schuler  
2003 Brandon Zangaro  
2002 Vinny Repucci

**Team Captain Award**

Dustin Galich, Steve Reinhardt, Anthony Vendemia  
Paris Bruner, Kevin Poropat, L.J. Stevens, Anthony Vendemia  
Trevor Kennedy, Bryant Kimball, Travis Rearick, Ian Wild  
Gerald Anderson, Bryan Boyce, Tim Herbener, Garrett Kency  
Bryan Boyce, Charles Gleisner, Dave Hetrick  
Theo Hall, Steve Kindler, Zac Wild  
Brandon Hill, Gary Smith, Zac Wild  
Grant Meczka, Jeff Nowling  
Simon Arias, Ben Bluemle, Jason Staley, Brandon Zangaro  
Justin Adams, Mike Krahe, Brian Smith, Jeff Thiel  
Matt Dubowski, Rob Keefe, Mike McQuillan, Brad Thompson  
Ike Morrison, Bryan Paulozzi, Phil Provenzano  
Tom Palmer  
Bill McGahee, Tom Palmer, Justin Siemon  
Vinnie Corasaniti, Matt Kissell  
Tim Bednarski, Doug Brinkley, Eric Duble, Matt Kissell  
Tim Brediger, Keith Swanson  
Justin Everett, Paul Maleski  
Matt Golga, Rob Taylor, Chris Vlastic  
Ben Hartshorn, John Langer, Jason Myers  
Bob Bandish, Wally Gagic, Pat Kotek, John Langer  
Bob Bandish, Chris Logero  
Lou Borrelli  
Ron Bryant, David Gordon, Vaughn Jones, Paul Mocho  
Greg Haski, Greg Latimer, Paul Smith, Charlie Wertz  
Don Gibbon  
Don Gibbon, Tim Ruth  
Mark Petrasek, Mick Stepnoski

**Class Of 1983 Outstanding Back Award**

2013 Pat Behm/Allen Jones II  
2012 Paris Bruner/Linnell Robinson  
2011 Paris Bruner/Bryant Kimball  
2010 Gerald Anderson/Julius McCormick/Ian Wild  
2009 Tim Herbener  
2008 Richard Stokes  
2007 Mitch Phillis  
2006 Jimmy Kokrak  
2005 Grant Marshman  
2004 Will Shealey  
2003 Brian Smith  
2002 Rob Keefe/Brian Smith

**Class Of 1995 Outstanding Lineman Award**

2013 Dustin Galich/Ben Gysin  
2012 Matt Hyland/Aaron McGee/Kevin Poropat  
2011 Dustin Galich/Kevin Poropat  
2010 Fred Hale/Kevin Poropat  
2009 Fred Hale/Dave Hetrick  
2008 Jimmy Kokrak  
2007 Tim Herbener/Matt McCall  
2006 Alan Dailide  
2005 Ed Pfeiffer  
2004 Terrence Patrick  
2003 Mike McQuillan  
2002 Bryan Paulozzi

**Class Of 2001 Newcomer Of The Year Award**


2013 Ryan Carroll  
2012 John Matarazzo  
2011 Richie Sanders  
2010 Terrence Coon  
2009 Kevin Poropat  
2008 Ian Wild  
2007 Neil Apfelbaum  
2006 Charlie Gleisner  
2005 Richard Stokes  
2004 Bryan Kelly  
2003 Theo Hall/Neil Harris  
2002 Marcus Patton

**Class Of 1994 Outstanding Student-Athlete Award**

2013 Colin Kimball/John Matarazzo  
2012 Ryan Bartizal  
2011 Ian Wild  
2010 Bryan Boyce/Ian Wild  
2009 Bryan Boyce/Ian Wild  
2008 Bryan Boyce  
2007 Craig Moore  
2006 Craig Moore/Dan Schuler  
2005 Dan Schuler  
2004 Jim Schuler  
2003 Mike McQuillan  
2002 Mike McQuillan



**Colin Kimball**



**John Langer**



**Travis Rearick**



**Zac Wild**

## First Game in School History

Mercyhurst 28  
St. John Fisher 0  
Erie Veterans Memorial Stadium September 5, 1981

Mercyhurst began varsity play with a 28-0 win over visiting St. John Fisher. Duquesne transfer, John Moore, scored the first TD in program history on a four-yard run in the first half. "I couldn't believe what happened," said Laker coach Tony DeMeo just minutes after he was carried off the field by his players. "When we scored for the first time, I just wanted the game to be over, but it was even better as it went on."



## Mercyhurst 17, Widener 7

*Memorial Stadium  
September 15, 1984*

In a game that head coach Tony DeMeo called "obviously the biggest win in the football program's history," Mercyhurst defeated longtime Division III powerhouse Widener 17-7. Widener was just three years removed from its second Division III National Championship, but scored its only touchdown on its second possession of the game, driving 86 yards in 10 plays. The Laker defense would stiffen, allowing just 143 yards the rest of the way, and in the process, sacked Pioneer quarterback Dan Guy seven times. Quarterback Eddie Ricci scored Mercyhurst's first touchdown on a six-yard run. After a 34-yard field goal by Laker kicker Tim Wilkins put Mercyhurst ahead 10-7, Mercyhurst closed out the scoring with a 13-play drive, capped off by Tim Ruth's one-yard run.

## Mercyhurst 19, Dayton 6

*Welcome Stadium  
November 9, 1985*

Mercyhurst stunned the Flyers, one of the top Division III outfits in the nation. After enduring a 30-minute delay at the outset because of lightning, Dayton kicked two first quarter field goals for a 6-0 lead but wouldn't score again. Scott Goring's 68-yard punt return tied the game in the third and Darryl Lewis' five-yard TD run late in the quarter put Mercyhurst ahead for keeps. QB Brian Rostek finished Dayton and the scoring on a two-yard run midway through the fourth.

## Villanova 42, Mercyhurst 35

*Erie Veterans Stadium  
September 27, 1986*

In a game billed as "The Main Event", the two teams produced nearly 850 yards of total offense. The Wildcats outscored Mercyhurst 35-0 in the first and third quarters; the Lakers owned a 35-7 advantage in the second and fourth. Mercyhurst rallied from 21-0 and 35-19 deficits to square the game at 35 with under

seven minutes left. But Villanova took the lead on a late TD pass and stopped Mercyhurst on a fourth-and-one with just over a minute to play.

## Buffalo State 59, Mercyhurst 52 (5OT)

*UB Stadium  
November 2, 1996*

Mercyhurst's first overtime football game proved to be a donnybrook - featuring five overtimes against Buffalo State. The teams battled for over four hours before the game was decided. Regulation ended at 35-35. Each team scored touchdowns and extra points in the first two extra sessions, kicked field goals in the third (Eric Wicks' boot bouncing over the crossbar), and failed to score in the fourth. With darkness approaching, the Bengals scored a touchdown and kicked the point after in the fifth overtime. Mercyhurst QB Matt Golga's fourth-and-ten pass from the Buffalo State 13 was knocked down at the goal line. The Lakers argued for pass interference, but didn't get the call.

## Mercyhurst 24, Wayne State 17

*Wayne State Stadium  
September 5, 1998*

Mercyhurst won its first game at the Division II scholarship level by defeating Wayne State. Matt Kissell had the best opening-day performance ever by a Mercyhurst QB by throwing for 274 yards and three touchdowns. Justin Gibson rushed for two scores and Tim Brediger caught a 38-yard TD pass. CB Tim Bednarski intercepted a pass for the seventh straight game. Vinnie Corasaniti averaged nearly 41 yards on six punts and cashed a 38-yard field goal in the fourth quarter.

## Mercyhurst 34, Edinboro 20

*Tullio Field  
September 18, 1999*

The first football meeting between the schools since

1983 when Mercyhurst was a third-year Division III program drew the largest crowd ever (3,500) at Tullio Field. Mercyhurst spotted the Fighting Scots a 14-0 first quarter lead before mounting a comeback. Vinnie Corasaniti's 29-yard field goal just before halftime gave the Lakers a 20-17 lead, one they would never relinquish. QB Matt Kissell threw four touchdown passes. Scott Platz, Tom Palmer, and Garrett Patty keyed a Mercyhurst defense that forced five turnovers and stiffened after the first quarter.

## Mercyhurst 22, #13 Saginaw 15

*Tullio Field  
October 9, 2004*

Mercyhurst staged one of the biggest wins in school history with a 22-15 upset of No. 13 Saginaw Valley. The win was Mercyhurst's first against the Cardinals in seven tries. A strong defensive performance, including three interceptions, led the Lakers to victory. William Shealey deflected a pass in the endzone with under a minute left to preserve the win. Standout tight end Jeff Thiel had seven catches for 116 yards. Five of his catches came on the same drive as he carried the Lakers down the field. "This shows we can compete with anyone in the GLIAC when we come to play," Thiel said.

## Mercyhurst 58, Wayne State 50 (3OT)

*Tullio Field  
September 15, 2007*

During a season in which Mercyhurst set numerous program records on the offensive side of the ball, the Lakers played a wild triple overtime game with Wayne State. Mercyhurst battled back from an early 21-3 deficit to take a 36-28 lead late in the fourth quarter, but Wayne State sent the game to overtime with a touchdown and two-point conversion with just 30 seconds left. Both teams converted touchdowns in the first two overtimes, but Brandon Hill caught a touchdown pass from Mitch Phillis in the third extra session, a score that Wayne State was unable to match.

## Mercyhurst 35, Cheyney 0

*Tullio Field*

*September 6, 2008*

The Lakers opened their first season in the Pennsylvania State Athletic Conference with a crossover win against Eastern Division opponent Cheyney. Mercyhurst posted a defensive effort for the ages, holding Cheyney to just 68 yards of offense while dominating the time of possession battle to blank an opponent for the first time since a 48-0 win over Pace Nov. 6, 1993. The Lakers outgained the Wolves 398-68, including a 320-33 margin on the ground. Carnell Evans had a pair of rushing touchdowns in the victory.

## Mercyhurst 41, Clarion 7

*Tullio Field*

*September 20, 2008*

Mercyhurst won its first Pennsylvania State Athletic Conference Western Division contest in convincing fashion as the Lakers defeated Clarion, 41-7. The Lakers won the time of possession battle, holding the ball for 38:54, and outgained the Golden Eagles by a 268-25 margin on the ground. Ben Jennings averaged 6.0 yards per carry, picking up 137 yards on the day, and Richard Stokes averaged 5.8, with 81 yards rushing. Mercyhurst's shutout bid ended when Clarion scored with 2:16 left in regulation.

## Mercyhurst 22, Edinboro 21

**(OT)**

*Sox Harrison Stadium*

*October 16, 2010*

Mercyhurst engineered its second come-from-behind victory in as many weeks with a 22-21 overtime win at Edinboro. Trailing 14-7 late in the fourth quarter, the Lakers recovered an Edinboro fumble at the Fighting Scots 31-yardline, and Gerald Anderson capped off the drive with a nine yard touchdown run with 59 seconds left. Edinboro would score and kick the extra point to take a 21-14 lead on their OT possession. Mercyhurst came right back, with quarterback Travis Rearick connecting with Terrence Coon from 11 yards out. The Lakers lined up for the point after, but an offside penalty against Edinboro changed the Lakers' minds. Rearick completed a pass to Trevor Kennedy to complete the two-point conversion and sealed the Mercyhurst overtime win.

## Mercyhurst 31, #3 California 21

*Tullio Field*

*October 23, 2010*

Mercyhurst registered its biggest win in program history by knocking off third-ranked California 31-21. It marked the highest-ranked opponent that Mercy-

hurst had ever beaten in their 30-year history. The win snapped the Vulcans' 24-game winning streak against PSAC West opponents and propelled the Lakers into the Division II national rankings for the first time in school history. The Lakers forced four turnovers and held California to 328 yards of total offense, 108 yards below their season average. The game was tied 14-14 at halftime before Mercyhurst scored 17 unanswered points in the second half. Quarterback Travis Rearick threw for 299 yards and four touchdowns (no interceptions) in the victory, with receivers Trevor Kennedy (114 yards) and Terrence Coon (100 yards) both eclipsing the century mark in receiving yards.

## #16 Mercyhurst 56

## #11 Bloomsburg 37

*PSAC Championship - Tullio Field*

*November 13, 2010*

Mercyhurst continued its historic season in 2010 by winning its first-ever conference championship, a high-scoring 56-37 victory over 11th-ranked Bloomsburg. It marked the Lakers first PSAC title in just their third year as a full-time member. Wide receiver Trevor Kennedy was named the game's Most Valuable Player, recording 250 all-purpose yards and three touchdowns in the victory. The two teams combined for 93 points, 965 yards of total offense, and 11 touchdowns. Kennedy hauled in 11 catches for 163 yards and two touchdowns, while also returning a punt 78 yards to paydirt midway through the second quarter. Receiver Terrence Coon joined Kennedy, catching three passes for 120 yards and a touchdown. Quarterback Travis Rearick established a new career high in passing yards (345) and tied his career high with four touchdown passes.

## #11 Mercyhurst 28

## #20 Bloomsburg 14

*NCAA 2nd Round Playoffs - Tullio Field*

*November 27, 2010*

Mercyhurst played in, and won, its first-ever NCAA postseason game, a 28-14 victory over Bloomsburg in a rematch of the PSAC Championship game. It was an historic afternoon for the Lakers all-around. With the win, the Lakers reached double-digit victories for the first time in school history, head coach Marty Schaezle became the all-time winningest coach in school history with 42 victories, and Mercyhurst won its seventh consecutive game - also a program record. After a wild, high-scoring game with the Huskies two weeks prior, the Lakers defense took center stage, holding Bloomsburg to a season-low 251 yards of offense and 14 points. Quarterback Travis Rearick continued his stellar play by throwing for 252 yards and accounting for all four Mercyhurst touchdowns - three passing and one rushing.

## Mercyhurst 42, Clarion 38

*Memorial Stadium*

*November 5, 2011*

Mercyhurst mounted the biggest comeback in school history to stun the Golden Eagles at Memorial Stadium. Trailing 38-14 with 12 seconds left in the third quarter, the Lakers scored the final 28 points of the contest, beginning with a 17-yard pass play from Anthony Vendemia to tight end R.J. Miller to end the third quarter. Allen Jones II scored with 13:40 left to cut the deficit to 38-28. Vendemia then hooked up with fullback Jeff Groene with 8:28 showing on the clock to cut the lead to three points. Richie Sanders capped off the miraculous come-from-behind win with a one-yard run with 32 seconds left in regulation. Sanders finished with the first 100-yard game of his career (125 yards and three touchdowns) while Vendemia had the second-biggest passing day of his career, finishing with 352 yards and two touchdowns.

## Mercyhurst 40, #22 California 7

*Tullio Field*

*November 3, 2012*


Mercyhurst claimed a share of the PSAC West title for the second time in three years when it posted its biggest margin of victory over a ranked opponent in school history. The Lakers knocked off the Vulcans 40-7, which marked the worst loss by California against a PSAC opponent since 2003. Mercyhurst's previous-high in margin of victory over a ranked opponent was ten points in the Lakers' 31-21 over California in 2010. Brandon Brown-Dukes finished with 124 yards and two touchdowns, establishing a new school record for rushing scores in a season. He also broke Craig Woodard's 20-year old record for most rushing yards in a season by a freshman. The Lakers outscored the Vulcans 24-7 in the second quarter.

## Mercyhurst 51, Gannon 21


*Erie Veterans Stadium*

*October 17, 2013*


Mercyhurst broke a 27-year-old program record by racking up 628 yards of total offense in a 51-21 victory over Gannon at Erie Veterans Memorial Stadium. The game, which was a benefit for ALS, was the first time the two schools met at Veterans Stadium since 1997. The Lakers rushed for 407 yards - the third-highest total in program history and the most rushing yards since 1985. The 407 yards on the ground did prove to be the program's most since moving to a Division I program. Brandon Brown-Dukes had the second 200-yard game of his career, finishing with a career-best 221 yards and two touchdowns. Senior Steven Wakefield became the program's all-time leading scorer at any position by going 6-for-6 on extra points and 3-for-3 on field goals.



Armstrong started for three seasons as an offensive lineman for the Mercyhurst football team. He excelled both on the field and in the classroom. He was named to the 1985 All-District team and GTE Academic All-American team. After completing his college career, he played semi-professional football for the Cleveland Falcons in 1988. Armstrong returned to his alma mater and served as an assistant coach for seven years.



Gibbon played from 1982 to 1985 and was an integral part of putting the infant program on the map. The Lakers went a combined 25-11-1 in Don's four years and 16-3 in his final two seasons. During that time, Mercyhurst won road games against such established programs as Gettysburg in 1982; John Carroll in 1983; Widener, Frostburg State, Duquesne, and Alfred in 1984; and Dayton in 1985. Gibbon made 362 tackles in his career, a record that lasted 15 years. He made 125 tackles in a single season, second all-time. Other Mercyhurst accolades include: Division III First Team Football News Digest All-American, Pittsburgh Press First Team All Region, Little All-American Honorable Mention -- all in 1985; and Pittsburgh Press Regional team in 1984. He graduated in 1986 with a 3.38 GPA in biology and completed his medical degree at the Kirksville College of Osteopathic Medicine.

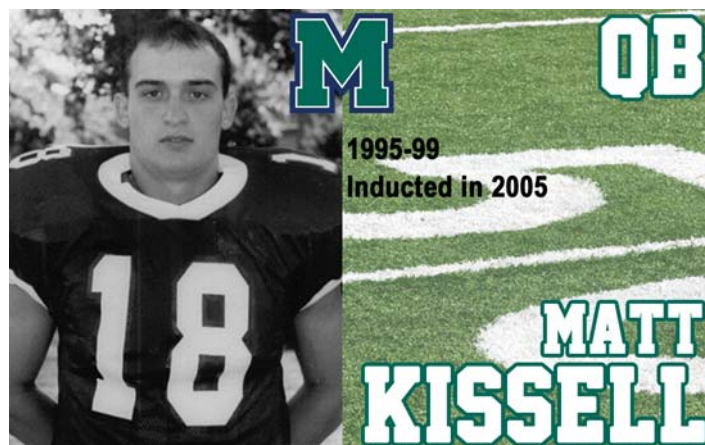


Goring was primarily a split end, but also returned kickoffs and punts from 1984 to 1987. During those years, the Lakers went a combined 28-11. He finished his career with 94 receptions for 1780 yards and 12 touchdowns. Many of his receiving records stood until the late

90s. Goring led the Lakers in receiving in both 1986 and 1987. In 1985, Goring was part of two history-making occasions. On his first-ever collegiate attempt at Frostburg State, he booted a then-record 47-yard field goal. Later that same season, he jump-started Mercyhurst with a 68-yard punt return for a third quarter touchdown at Dayton to tie the game at 6-6. The Lakers went on to upset the powerful Flyers 19-6. He scored 94 points in a Laker uniform and amassed 3,258 all-purpose yards. During his years, Goring was a Pittsburgh Post-Gazette Second Team Small College All-Star in 1986, a Football News Pre-Season All America choice in 1987, and a Pittsburgh Press All-District First Team selection in 1987.

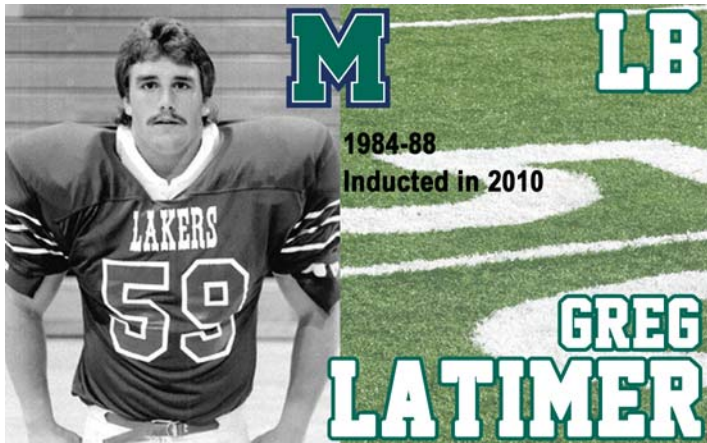


Haberstock finished his outstanding career on the Laker football team with 1,271 rushing yards, which currently ranks 12th on the all-time list. He was the third rusher in program history to eclipse 1,000 career rushing yards, behind only Tim Ruth (1982-85) and Darryl Lewis (1984-87). He still holds the school record for most rushing yards in a game - 282 against Buffalo on October 27, 1990, and for the longest kickoff return in school history - 100 yards against Brockport State in 1988. He was the first player to rush for four touchdowns in one game and held the school record for career yards per carry (5.1) until it was broken in 2013. He was a Pizza Hut Third Team All-American in 1988.

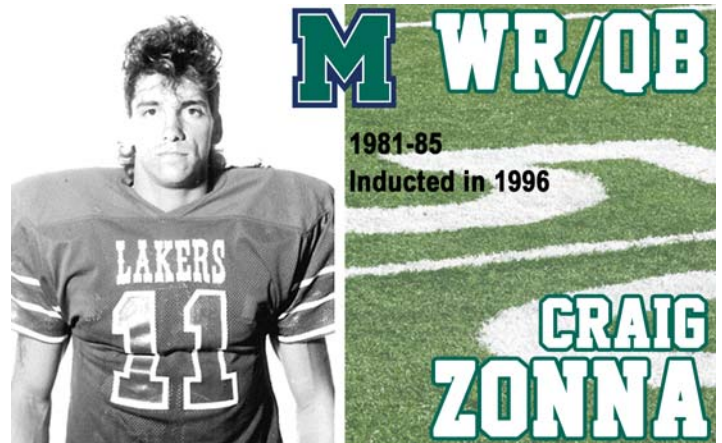


Kissell owns nearly every career and one-season passing record at Mercyhurst. He played football from 1995 through 1999 as the Lakers made the transition from Division II non-scholarship football to the scholarship Great Lakes Intercollegiate Athletic Conference (GLIAC). He moved into the starting QB job in the fifth game of his sophomore season and started every game thereafter. In just 25 games as the starter, he completed 488 passes for 6,524 yards and 56 touchdowns. Matt had one 500-yard game, three 400-yard, four 300-yard, and two more games of 250 yards-plus. His QB efficiency rating was among the best in Division II as a sophomore. As a junior, he directed Mercyhurst to victory in its first game at the D-II scholarship level, a 24-17 thriller at Wayne State. He finished second in the conference in total offense, third in passing average, and was chosen Honorable Mention. In his senior year alone, Kissell completed 231 of 446 for 2983 yards and 27 touchdowns, all one-year records, and, with four rushing TDs to his credit, factored in 31 of 38 Mercyhurst offensive touchdowns. He established new one-game marks for most plays (75), most pass attempts (60), most completions (35), most passing yards (512), and total offense (508). Following his senior season, Matt was invited to play in the Division II All-Star Game. He graduated with a B average in accounting/finance.

# HALL OF FAME INDUCTEES




Latimer left an indelible impact on the Lakers football program in its early days, patrolling the field as a record-breaking two-time All-American linebacker from 1985-88. He participated during Mercyhurst's winningest span of football, as the team went 34-14 during his five seasons on campus. Latimer is the only Mercyhurst football player to earn multiple All-America awards. The Warren, Pa. native is third all-time in program history for career tackles at 339, and holds the single-game and single-season records for tackles. He made 24 tackles against Salisbury State (11/14/87), a mark which has stood for nearly 27 years. That same season, he registered a program-best 132 tackles. He was named First Team All-American by Football News after his junior campaign of 1987. Latimer was tabbed as a Preseason All-American prior to the 1988 season, being named to the third team in the postseason All-America listing by Football News. Latimer led the team in tackles during his final three seasons as a Laker, taking over the team lead from his older brother, Tim, who starred from 1981-84. He grabbed a team-high five interceptions during a 6-3 season in 1988, setting a program record for interceptions by a linebacker. Additionally, he returned two interceptions for touchdowns during his career, tying for the program record.



Zonna started all four seasons for the Mercyhurst football team playing both quarterback and wide receiver. He led the team in passing with 568 yards in 1981 and was the top receiver three straight seasons, setting records for yards and receptions in the process, which have both since been broken. He still is in the top 10 in receiving yards for his career - tenth in the record books with 1,218. He also ranks 11th in receptions with 82, averaging 14.9 yards a catch with eight career touchdowns. Zonna finished his career in 1985 as a Second Team Academic All-American.

## MERCYHURST ATHLETIC HALL OF FAME

Mary Adams (Kaliszak)	Women's Swimming	Lyndsi Hughes	Women's Volleyball
Bruce Alexander	Men's Lacrosse	C.J. Ireland	Women's Hockey
Dave Armstrong	Football	Joe Jordano	Baseball
Lisa Beery (Maxson)	Women's Basketball	Julie Kemling	Softball, Women's Tennis
Dr. Allan Belovarac	Rowing	Matt Kissell	Football
Don Beveridge	Men's Cross Country	Kim Kupniewski	Men's Golf
Jeanna Black (Hartmann)	Field Hockey	Greg Latimer	Football
Nicole Bonvouloir	Women's Lacrosse	David Lee	Baseball
Stacie Bortz	Softball, Women's Soccer	John Leisering	Administrator
Gary Bowles	Men's Hockey	Tricia Mahoney	Women's Basketball
Scott Burfoot	Men's Hockey	Cheryl Majewski (Tomczak)	Women's Basketball
Dario Cipriani	Men's Golf	Justin Mautz	Wrestling
Desirae Clark	Women's Hockey	Dr. P. Barry McAndrew	Administrator
John Costello	Baseball	Ben McAviney	Wrestling
Dorothy Cronauer	Women's Basketball, Field Hockey, Women's Tennis	Sister Damien Mlechick	Administrator
Helen Crosby (Patterson)	Women's Basketball, Field Hockey, Women's Tennis	Amy Perry	Women's Lacrosse
Pat Cutshall	Baseball	Larie Pintea	Rowing
Nancy Emmi	Softball	Janet Price	Administrator
Nicole Esposito	Women's Soccer	Joni Raymundo (Connelly)	Women's Soccer
Andy Findlay	Men's Tennis	Theresa Roach	Women's Soccer
Mark Fitzgerald	Men's Soccer	Tim Ruth	Football
Jean Forsyth	Administrator, Women's Golf	Dr. Ravinder Sabherwal	Men's Tennis
Dick Fox	Administrator, Men's Basketball	Veronica Sansom	Women's Soccer
Glenn Francis	Men's Soccer	Andrew Schonhoff	Men's Water Polo
Meghan Frey	Women's Soccer	Justin Shouse	Men's Basketball
Don Gibbon	Football	Dr. Kay Sloan (Hebert)	Women's Golf
Scott Goring	Football	Christine Somera	Women's Water Polo
John Green	Men's Basketball	Kevin Sweeney	Baseball
Brian Haberstock	Football	Teresa Szumigala	Women's Basketball
Melissa Hall	Women's Cross Country	Adam Tokash	Men's Volleyball
Joe Hepfing	Administrator	Paul Young	Men's Basketball
Noreen Herlihy	Women's Soccer	Craig Zonna	Football
Ian Hessel	Rowing	Jim Zorn	Men's Volleyball
Dave Hewett	Men's Golf	2000-01 Men's Hockey Team	
		2004 Women's Rowing Team	



Ruth, a punishing fullback, joined head coach Tony DeMeo's NCAA Division III squad in 1982, the program's second year of existence. During Ruth's four years, the Lakers went a combined 25-11-1. Along the way, Mercyhurst won road games against such stellar opponents as Gettysburg in 1982, John Carroll in 1983, Widener, Frostburg State, Duquesne, and Alfred - all in 1984 - and Dayton in 1985. Ruth led the team in rushing in 1983, 1984, and 1985. He led the team in scoring in 1984 and 1985. His 80 points in 1985 remained a one-year record until it was broken in 2007. He is the school's fourth all-time leading rusher, finishing his career with 2,205 yards. He also ranks third all-time in rushing touchdowns with 28. Tim totaled eight 100-yard rushing games in his career and graduated in 1986 with a 3.32 QPA in petroleum geology.

## RUSHING

Year	Player	Yards
2013	Brandon Brown-Dukes	1008
2012	Brandon Brown-Dukes	1295
2011	Richie Sanders	532
2010	Gerald Anderson	1313
2009	Ben Jennings	576
2008	Richard Stokes	961
2007	Richard Stokes	1177
2006	Richard Stokes	657
2005	Richard Stokes	586
2004	Justin Adams	860
2003	Justin Adams	606
2002	Faheem Williams	421
2001	Phil Provenzano	502
2000	Mac McArdle	349
1999	Joe Magorien	292
1998	Justin Gibson	329
1997	Justin Gibson	734
1996	Justin Gibson	537
1995	Craig Woodard	688
1994	Matt Golga	536
1993	Shea Berkley	452
1992	Craig Woodard	1166
1991	Pat Olt	501
1990	Brian Haberstock	853
1989	Jeff Andrejchak	517
1988	Greg Haski	304
1987	Lou Konyha	673
1986	Bill Prencipe	560
1985	Tim Ruth	927
1984	Tim Ruth	688
1983	Tim Ruth	587
1982	John Moore	385
1981	Jeff Jones	280

## PASSING

Year	Player	Yards
2013	Anthony Vendemia	1355
2012	Anthony Vendemia	1938
2011	Anthony Vendemia	1515
2010	Travis Rearick	2063
2009	Joe Laffey	1531
2008	Garret Kensey	1276
2007	Mitch Phillis	2453
2006	Mitch Phillis	1806
2005	Mitch Phillis	1421
2004	Jeff Nowling	1537
2003	Jeff Nowling	1740
2002	Jim Schuler	1368
2001	Scott Farison	1065
2000	Mac McArdle	2298
1999	Matt Kissell	2983
1998	Matt Kissell	2667
1997	Matt Kissell	874
1996	Matt Golga	1234
1995	Matt Golga	1237
1994	Matt Golga	1182
1993	Matt Golga	302
1992	Chris Logero	933
1991	Chris Logero	919
1990	Chris Logero	393
1989	Dave Gordon	846
1988	Greg Haski	1325
1987	Brian Rostek	1841
1986	Brian Rostek	1414
1985	Ed Ricci	722
1984	Greg Harayda	663
1983	Ed Ricci	312
1982	Ed Ricci	262
1981	Craig Zonna	568

## RECEIVING

Year	Player	Yards
2013	Jaquan Williams	493
2012	Paris Bruner	818
2011	Trevor Kennedy	1389
2010	Trevor Kennedy	924
2009	Josh Szeluga	497
2008	Dave Stallard	425
2007	Aaron Haynes	638
2006	Mark Watson	291
2005	Calvin Kelly	918
2004	John Egbert	477
2003	Jeff Thiel	527
2002	Jeff Thiel	595
2001	Tim Siemon	535
2000	Ed Bailey	1102
1999	Ed Bailey	955
1998	Ed Bailey	841
1997	Tim Brediger	477
1996	Tim Brediger	420
1995	Todd Melfi	492
1994	Todd Melfi	475
1993	Dan Ward	142
1992	Todd Melfi	316
1991	Brian Wiles	362
1990	Lance Yandell	300
1989	Tom Hemer	401
1988	Tom Hemer	289
1987	Scott Gorrington	894
1986	Scott Gorrington	774
1985	Craig Zonna	472
1984	Craig Zonna	541
1983	Craig Zonna	205
1982	Lee Barney	229
1981	John Moore	282

## INTERCEPTIONS

Year	Player	Int
2013	Colin Kimball	6
2012	Linnell Robinson	3
2011	L. Robinson/C. Kimball	2
2010	Julius McCormick	5
2009	Bryant Kimball	3
2008	Theo Hall	3
2007	Theo Hall	5
2006	McClinton/Moone	3
2005	Charles Hutchins	2
2004	Neil Harris	6
2003	Rob Keefe	4
2002	Scott Mackar	3
2001	Pappano/Keefe	3
2000	Steve Hill	7
1999	Platz/Palmer	3
1998	Doug Brinkley	5
1997	Tim Bednarski	9
1996	Benzel/Hamlin	3
1995	Jason Dossi	4
1994	Brian Burton	6
1993	Rzyczycki/Schreiber	2
1992	Chris Schreiber	5
1991	Glenn Novak	7
1990	Dave Parilla	3
1989	Vaughn Jones	4
1988	Greg Latimer	5
1987	Chris Ellis	6
1986	Scott Kelly	3
1985	Ed Kriausky	3
1984	Jim Sturm	5
1983	Gerarde/Nies/Sturm	4
1982	Jeff McShane	4
1981	Dave Curtis	3

## TACKLES

Year	Player	Tackles
2013	Pat Behm	71
2012	Aaron McGee	68
2011	Ian Wild	90
2010	Bryan Boyce	91
2009	Tim Herbener	87
2008	Boyce/Kokrak	91
2007	Chalie Gleisner	94
2006	Jimmy Kokrak	92
2005	Jimmy Kokrak	127
2004	Ben Bluemle	119
2003	Brian Smith	95
2002	Ike Morrison	78
2001	Garrett Patty	85
2000	Scott Platz	124
1999	Scott Platz	116
1998	Scott Platz	119
1997	Doug Brinkley	84
1996	Paul Maleski	93
1995	Ed Regovich	83
1994	Jason Myers	91
1993	John Langer	64
1992	Jason Myers	91
1991	Jason Myers	96
1990	Jason Dapra	85
1989	Paul Mocho	79
1988	Greg Latimer	88
1987	Greg Latimer	132
1986	Greg Latimer	94
1985	Don Gibbon	125
1984	Don Gibbon	90
1983	Don Gibbon	102
1982	Tim Latimer	111
1981	Mike Hanes	64

## SCORING

Year	Player	Points
2013	Steven Wakefield	89
2012	Brandon Brown-Dukes	96
2011	Trevor Kennedy	96
2010	Trevor Kennedy	80
2009	Gerald Anderson	36
2008	Richard Stokes	84
2007	Richard Stokes	86
2006	Richard Stokes	54
2005	Calvin Kelly	48
2004	Justin Adams	74
2003	Phil Scanlon	45
2002	Vinny Repucci	49
2001	F. Williams/Provenzano	36
2000	Ed Bailey	60
1999	Ed Bailey	54
1998	Ed Bailey	56
1997	Justin Gibson	54
1996	Justin Gibson	66
1995	Woodard/Hamlin/Golga	42
1994	Andres/Berkley/Paydock	30
1993	Jason Hillegas	24
1992	George Paydock	50
1991	Chris Logero	30
1990	Brian Haberstock	48
1989	Jeff Andrejchak	48
1988	Jeff Andrejchak	38
1987	Rostek/Konyha	66
1986	Bill Prencipe	54
1985	Tim Ruth	80
1984	Tim Ruth	54
1983	Ruth/Wilkins	36
1982	John Moore	36
1981	John Moore	68

## TOTAL OFFENSE

Year	Player	Yards
2013	Anthony Vendemia	1377
2012	Anthony Vendemia	1985
2011	Travis Rearick	1449
2010	Travis Rearick	2099
2009	Joe Laffey	1565
2008	Garrett Kensey	1348
2007	Mitch Phillis	2337
2006	Mitch Phillis	1631
2005	Mitch Phillis	1256
2004	Jeff Nowling	1509
2003	Jeff Nowling	1693
2002	Jim Schuler	1385
2001	Scott Farison	1008
2000	Mac McArdle	2647
1999	Matt Kissell	3070
1998	Matt Kissell	2876
1997	Matt Kissell	1137
1996	Matt Golga	1683
1995	Matt Golga	1795
1994	Matt Golga	1718
1993	Nick Schneider	458
1992	Craig Woodard	1166
1991	Chris Logero	989
1990	Brian Haberstock	923
1989	Dave Gordon	1033
1988	Greg Haski	1629
1987	Brian Rostek	2282
1986	Brian Rostek	1829
1985	Ed Ricci	1122
1984	Ed Ricci	744
1983	Tim Ruth	587
1982	John Loshelder	570
1981	Craig Zonna	792

## ALL-PURPOSE

Year	Player	Yards
2013	Brandon Brown-Dukes	1035
2012	Brandon Brown-Dukes	1406
2011	Trevor Kennedy	2232
2010	Trevor Kennedy	1479
2009	Ben Jennings	817
2008	Richard Stokes	1065
2007	Richard Stokes	1540
2006	Richard Stokes	1032
2005	Richard Stokes	1107
2004	Justin Adams	1116
2003	Mario Tullis	708
2002	Marcus Patton	730
2001	Phil Provenzano	755
2000	Ed Bailey	1234
1999	Ed Bailey	1027
1998	Ed Bailey	1369
1997	Justin Gibson	751
1996	Justin Gibson	595
1995	Craig Woodard	838
1994	Jeff Andres	657
1993	Craig Woodard	525
1992	Craig Woodard	1268
1991	Tom Pastore	588
1990	Brian Haberstock	1077
1989	Jeff Andrejchak	648
1988	Brian Haberstock	1046
1987	Scott Gorrington	1343
1986	Scott Gorrington	1216
1985	Tim Ruth	952
1984	Tim Ruth	728
1983	Al Blevins	605
1982	John Moore	661
1981	John Moore	561

# SINGLE-SEASON LEADERS



## RUSHING

Year	Player	Yards
2010	Gerald Anderson	1313
2012	Brandon Brown-Dukes	1295
2007	Richard Stokes	1177
1992	Craig Woodard	1166
2013	Brandon Brown-Dukes	1008
2013	Allen Jones II	993
2008	Richard Stokes	961
1985	Tim Ruth	927
2004	Justin Adams	860
1990	Brian Haberstock	853
1997	Justin Gibson	734
1984	Tim Ruth	688
1995	Craig Woodard	688
1987	Lou Konyha	673
2012	Allen Jones II	666

## PASSING

Year	Player	Yards
1999	Matt Kissell	2983
1998	Matt Kissell	2667
2007	Mitch Phillis	2453
2000	Mac McArdle	2298
2010	Travis Rearick	2063
2012	Anthony Vendemia	1938
1987	Brian Rostek	1841
2006	Mitch Phillis	1806
2003	Jeff Nowling	1740
2004	Jeff Nowling	1537
2009	Joe Laffey	1531
2011	Anthony Vendemia	1515
2005	Mitch Phillis	1421
1986	Brian Rostek	1414
2002	Jim Schuler	1368

## RECEIVING

Year	Player	Yards
2011	Trevor Kennedy	1389
2000	Ed Bailey	1102
2000	Justin Siemon	963
1999	Ed Bailey	955
2010	Trevor Kennedy	924
2005	Calvin Kelly	918
1987	Scott Gorrington	894
2010	Terrence Coon	885
1998	Ed Bailey	841
2012	Paris Bruner	818
1986	Scott Gorrington	774
2012	Devyn Woods	680
1999	Justin Siemon	663
2007	Aaron Haynes	638
2007	Brandon Hill	633

## INTERCEPTIONS

Year	Player	Int
1997	Tim Bednarski	9
2000	Steve Hill	7
1991	Glenn Novak	7
2013	Colin Kimball	6
2004	Neil Harris	6
1994	Brian Burton	6
1987	Chris Ellis	6
2010	Julius McCormick	5
2007	Theo Hall	5
2000	Garrett Patty	5
1998	Doug Brinkley	5
1988	Greg Latimer	5
1987	Pete Starrett	5
1984	Jim Sturm	5
	12 players with	4

## TACKLES

Year	Player	Tackles
1987	Greg Latimer	132
2005	Jimmy Kokrak	127
1985	Don Gibbon	125
2000	Scott Platz	124
2004	Ben Bluemle	119
1998	Scott Platz	119
1999	Scott Platz	116
1982	Tim Latimer	111
1982	Dave Curtis	110
1998	Doug Brinkley	105
1983	Don Gibbon	102
1991	Jason Myers	96
2004	Brian Smith	95
2003	Brian Smith	95
2007	Charlie Gleisner	94
1982	Mike Hanes	94
1986	Greg Latimer	94

## SCORING

Year	Player	Points
2012	Brandon Brown-Dukes	96
2011	Trevor Kennedy	96
2013	Steven Wakefield	89
2007	Richard Stokes	86
2008	Richard Stokes	84
2010	Trevor Kennedy	80
1985	Tim Ruth	78
2004	Justin Adams	74
2012	Steven Wakefield	69
1981	John Moore	68
1987	Lou Konyha	66
1996	Justin Gibson	66
1987	Brian Rostek	66
2010	Steven Wakefield	64
2007	Josh Szeluga	60
2000	Ed Bailey	60
2010	Gerald Anderson	60

## TOTAL OFFENSE

Year	Player	Yards
1999	Matt Kissell	3070
1998	Matt Kissell	2876
2000	Mac McArdle	2647
2007	Mitch Phillis	2337
1987	Brian Rostek	2282
2010	Travis Rearick	2099
2012	Anthony Vendemia	1985
1986	Brian Rostek	1829
1995	Matt Golga	1795
1994	Matt Golga	1718
2003	Jeff Nowling	1693
1996	Matt Golga	1683
2006	Mitch Phillis	1631
1988	Greg Haski	1629
2009	Joe Laffey	1565

## ALL-PURPOSE

Year	Player	Yards
2011	Trevor Kennedy	2232
2007	Richard Stokes	1540
2010	Trevor Kennedy	1479
2010	Gerald Anderson	1448
2012	Brandon Brown-Dukes	1406
1998	Ed Bailey	1369
2012	Paris Bruner	1367
1987	Scott Gorrington	1343
1992	Craig Woodard	1268
2010	Terrence Coon	1251
2000	Ed Bailey	1234
1986	Scott Gorrington	1216
2007	Theo Hall	1134
2004	Justin Adams	1116
2005	Richard Stokes	1107

## TACKLES FOR LOSS

Year	Player	TFL
1986	Jim Zank	23.0
2004	Terrance Patrick	21.0
2000	Scott Platz	20.0
2010	Dan Kruper	17.5
1998	Keith Swanson	17.0
1984	James Sherrod	17.0
2010	Bryan Boyce	16.5
1985	Jim Zank	16.0
2009	Tim Herbener	16.0
1985	Mike Hanes	15.0
1982	Mike Hanes	15.0
1984	Jerry Spetz	15.0
2007	Zac Wild	15.0
1982	Brian Borom	14.0
1999	Scott Platz	14.0

## SACKS

Year	Player	Sacks
1985	Jim Zank	11.0
1984	Jerry Spetz	11.0
2010	Bryan Boyce	10.5
1984	Mark Petrasek	10.0
1986	Jim Zank	10.0
1992	John Langer	10.0
1984	James Sherrod	9.0
1998	Kevin Brubaker	9.0
2010	Dan Kruper	9.0
1992	Bob Bandish	9.0
2004	Terrance Patrick	8.5
2012	Serge Augustin	8.0
1983	Mark Petrasek	7.0
1989	Mark Sammartino	7.0
1982	Mike Hanes	7.0
2011	Ian Wild	7.0

## PUNT RETURN YARDS

Year	Player	Yards
2010	Trevor Kennedy	501
2004	Ben Bluemle	281
2002	Rob Keefe	232
2003	Rob Keefe	229
1994	Jeff Andres	216
1992	Tom Pastore	184
2001	Rob Keefe	182
1986	Scott Gorrington	177
2011	Trevor Kennedy	175
2005	Ben Bluemle	156
2008	Aaron Haynes	155
1999	Cody George	152
1985	Scott Gorrington	149
1985	Craig Zonna	145
1993	Jeff Andres	131

## KICK RETURN YARDS

Year	Player	Yards
2007	Theo Hall	1043
2009	Andrew Bailey	778
2011	Trevor Kennedy	679
2005	Ben Bluemle	671
1988	Brian Haberstock	609
2008	Theo Hall	583
2012	Paris Bruner	554
1998	Ed Bailey	495
1991	Tom Pastore	481
1987	Greg Mitchell	399
2003	Mario Tullis	394
1987	Scott Gorrington	389
2003	Rob Keefe	383
1992	Tom Pastore	378
1982	Todd Siple	364

## TOTAL OFFENSE

### INDIVIDUAL

#### MOST PLAYS

Game 86 by Mac McArdle at Michigan Tech (2000)  
 Season 589 by Matt Kissell (1999)  
 Career 1,286 by Matt Kissell (1996-99)

#### MOST YARDS GAINED

Game 508 by Matt Kissell at Hillsdale (1999)  
 Season 3,070 by Matt Kissell (1999)  
 Career 7,087 by Matt Kissell (1996-99)

#### MOST YARDS GAINED PER GAME

Season 307.0 by Matt Kissell (1999)  
 Career 244.4 by Matt Kissell (1996-99)

#### MOST SEASONS GAINING 3,000+ YARDS

1 by Matt Kissell (3,070 yards, 1999)

#### MOST SEASONS GAINING 2,500+ YARDS

2 by Matt Kissell (1998, 1999)

#### YARDS GAINED BY A FRESHMAN

Game 246 by Craig Zonna vs. Waynesburg (1981)  
 Season 1,295 by Brandon Brown-Dukes (2012)

#### YARDS GAINED PER PLAY

Season 8.52 by John Loshelder (1985)  
 Career 6.17 by Scott Farison (1998-01)

#### TOUCHDOWNS RESPONSIBLE FOR

Season 32 by Matt Kissell (1999)  
 Career 66 by Matt Kissell (1996-99)

### TEAM

#### MOST PLAYS

Game 101 at Michigan Tech (2000)  
 Season 878 (2000)

#### MOST YARDS GAINED

Game 628 vs. Gannon (2013)  
 Season 4,473 (2000)

#### MOST FIRST DOWNS

Game 31 at Brockport State (1985)  
 Season 238 (2000)

#### MOST RUSHING FIRST DOWNS

Game 25 at Brockport State (1985)  
 Season 127 (1985)

#### MOST PASSING FIRST DOWNS

Game 21 at Michigan Tech (1999)  
 Season 150 (2000)

#### MOST FIRST DOWNS BY PENALTY

Game 7, done two times (1992)  
 Season 28 (2007)

## RUSHING

### INDIVIDUAL

#### MOST RUSHING ATTEMPTS

Game 37 by Richard Stokes vs. Ferris St. (2007)  
 Season 289 by Gerald Anderson (2010)

### MOST RUSHING YARDS

Game 282 by Brian Haberstock vs Buffalo (1990)  
 Season 1,313 by Gerald Anderson (2010)

### MOST YARDS PER GAME

Season 117.7 by Brandon Brown-Dukes (2012)  
 Career 80.5 by Richard Stokes (2005-08)

### MOST 100-YARD GAMES

Season 7 by Gerald Anderson (2010)  
 Career 14 by Richard Stokes (2005-08)

### HIGHEST AVERAGE PER CARRY

Game 29.8 by John Loshelder vs Duquesne (1985)  
 Season 8.8 by John Loshelder (1985)  
 Career 6.0 by Allen Jones II (2011-13)

### MOST RUSHING TOUCHDOWNS

Game 5 by Richard Stokes vs Gannon (2008)  
 Season 16 by Brandon Brown-Dukes (2012)  
 Career 37 by Richard Stokes (2005-08)

### MOST YARDS GAINED BY A FRESHMAN

Game 222 by Craig Woodard vs. Canisius (1992)  
 Season 1,295 by Brandon Brown-Dukes (2012)

### MOST CONSECUTIVE 100-YARD GAMES

4 by Craig Woodard (1992)  
 4 by Gerald Anderson (2010)

### MOST 150-YARD GAMES

Season 5 by Richard Stokes (2007)  
 Career 6 by Richard Stokes (2007)

### MOST CONSECUTIVE 150-YARD GAMES

3 by Richard Stokes (2007)  
 3 by Brandon Brown-Dukes (2012)

### MOST 200-YARD GAMES

Season 1, six different times  
 Career 2 by Brandon Brown-Dukes (2012-pres.)

### MOST SEASONS GAINING 1,000 YARDS

2 by Brandon Brown-Dukes (2012, 2013)

### LONGEST RUSH FROM SCRIMMAGE

94 yards Craig Woodard vs Canisius (1992)

### TEAM

#### MOST RUSHING ATTEMPTS

Game 81 at Buffalo State (1988)  
 Season 544 (1985)

#### MOST YARDS GAINED

Game 469 vs. Gallaudet (1983)  
 Season 2,709 (1985)

#### MOST TOUCHDOWNS SCORED BY RUSHING

Game 9 vs. Gallaudet (1985)  
 9 vs. Niagara (1983)  
 Season 35 (1989)

## PASSING

### INDIVIDUAL

#### HIGHEST PASSING EFFICIENCY

Season 151.8 by Travis Rearick (2011)  
 Career 136.3 by Travis Rearick (2007-11)

#### MOST PASSES ATTEMPTED

Game 71 by Mac McArdle at Michigan Tech (2000)  
 Season 446 by Matt Kissell (1999)  
 Career 954 by Matt Kissell (1996-99)

#### MOST PASSES COMPLETED

Game 36 by Mac McArdle at Michigan Tech (2000)  
 Season 231 by Matt Kissell (1999)  
 Career 521 by Mitch Phillis (2004-07)

#### HIGHEST % OF PASSES COMPLETED

Game 100.0 (8-8) by Brian Rostek at Buffalo St (1986)  
 Season 64.8 (107-165) by Travis Rearick (2011)  
 Career 60.9 (311-511) by Travis Rearick (2007-11)

#### MOST PASSES HAD INTERCEPTED

Game 6 by Greg Haski at Geneva (1988)  
 Season 21 by Mac McArdle (2000)  
 Career 33 by Mitch Phillis (2004-07)

#### LOWEST % OF PASSES HAD INTERCEPTED

Season 1.60% by Matt Kissell (1997)  
 Career 2.65% by Greg Dore (1998-00)

#### MOST PASSES WITHOUT AN INTERCEPTION

Game 52 by Matt Kissell vs. Michigan Tech (1999)

#### MOST PASSING YARDS

Game 512 by Matt Kissell at Hillsdale (1999)  
 Season 2,983 by Matt Kissell (1999)  
 Career 6,524 by Matt Kissell (1996-99)

#### MOST PASSING YARDS PER GAME

Season 298.3 by Matt Kissell (1999)  
 Career 225.0 by Matt Kissell (1996-99)

#### MOST GAMES GAINING 200+ YARDS

Season 7 by Mac McArdle (2000)  
 7 by Matt Kissell (1999)  
 Career 17 by Mitch Phillis (2004-07)

#### MOST GAMES GAINING 300+ YARDS

Season 4 by Matt Kissell (1999)  
 Career 7 by Matt Kissell (1996-99)

#### MOST CONSECUTIVE 300+ YARD GAMES

2 by Matt Kissell (1999)  
 2 by Mac McArdle (2000)  
 2 by Mitch Phillis (2007)  
 2 by Travis Rearick (2011)

#### MOST YARDS GAINED PER ATTEMPT

Season 9.2 by Anthony Vendemia (2012)  
 Career 8.0 by Brian Rostek (1984-87)

#### MOST YARDS GAINED PER COMPLETION

Season 16.9 by Anthony Vendemia (2012)  
 Career 16.5 by Brian Rostek (1984-87)

## MOST TOUCHDOWN PASSES

Game	5 by Matt Kissell (1998, 1999)
	5 by Mitch Phillis (2007)
Season	27 by Matt Kissell (1999)
	27 by Mitch Phillis (2007)
Career	57 by Mitch Phillis (2004-07)

## HIGHEST % OF PASSES FOR A TD

Season	8.1% by Anthony Vendemia (2012)
Career	7.2% by Travis Rearick (2007-11)

## MOST GAMES WITH THREE+ TDs

Season	5 by Mitch Phillis (2007)
	5 by Matt Kissell (1999)
Career	9 by Mitch Phillis (2004-07)
	9 by Matt Kissell (1997-99)

## MOST GAMES WITH FIVE+ TDs

Season	1 by Matt Kissell (1998, 1999)
	1 by Mitch Phillis (2007)
Career	2 by Matt Kissell (1996-99)

## MOST GAMES THROWING A TD PASS

Season	10 by Mitch Phillis (2007)
	10 by Matt Kissell (1999)
	10 by Joe Laffey (2009)
	10 by Anthony Vendemia (2012)
Career	26 by Mitch Phillis (2004-07)

## LONGEST COMPLETION

95 yards Matt Kissell to Tim Brediger, at Gannon (1997)

## TEAM

### MOST ATTEMPTS

Game	72 at Michigan Tech (2000)
Season	543 (2000)

### MOST COMPLETIONS

Game	36 at Michigan Tech (2000)
Season	259 (2000)

### MOST PASSING YARDS

Game	512 at Hillsdale (1999)
Season	3,351 (2000)

### HIGHEST COMPLETION PERCENTAGE

Game	100.0% (9-9) at Buffalo State (1986)
Season	58.3% (249-427) (2010)

### MOST TOUCHDOWN PASSES

Game	5, (1998, 1999, 2007)
Season	29, (2007, 2010)

### MOST INTERCEPTIONS

Game	6 at Geneva (1988), at Gannon (2005)
Season	29 (2000)

## RECEIVING

### MOST RECEPTIONS

Game	15 by Justin Siemon at Michigan Tech (2000)
Season	88 by Trevor Kennedy (2011)
Career	201 by Ed Bailey (1997-2000)

### CONSECUTIVE GAMES WITH A RECEPTION

Career	42 by Jeff Thiel (2001-04)
--------	----------------------------

## MOST RECEIVING YARDS

Game	235 by Ed Bailey at Hillsdale (1999)
Season	1,389 by Trevor Kennedy (2011)
Career	2,983 by Ed Bailey (1997-2000)

## MOST YARDS PER RECEPTION

Season	26.7 by Marcus Snipes (2013)
	26.7 by Sam Scarpaci (1981)
Career	18.9 by Scott Goring (1984-87)

## MOST TOUCHDOWN RECEPTIONS

Game	4 by Trevor Kennedy vs Kutztown (2011)
Season	15 by Trevor Kennedy (2011)
Career	28 by Ed Bailey (1997-2000)
	28 by Trevor Kennedy (2008-11)

## CONSECUTIVE GAMES WITH A TD RECEPTION

Career	7 by Trevor Kennedy (2011)
--------	----------------------------

## MOST GAMES CATCHING A TD PASS

Season	8 by Trevor Kennedy (2011)
	18 by Ed Bailey (1997-00)
Career	18 by Trevor Kennedy (2008-11)

## PUNTING

### INDIVIDUAL

#### MOST PUNTS

Game	11 by Jim Schuler at Ashland (2004)
	11 by Brandon Hill at Kentucky State (2007)
Season	84 by Jim Schuler (2004)
Career	281 by Jim Schuler (2001-04)

#### HIGHEST AVERAGE PER PUNT

Game	58.0 by Steven Wakefield at Millersville (2012)
Season	42.8 by Jim Schuler (2004)
Career	41.0 by Steven Wakefield (2010-13)

#### LONGEST PUNT

82 yards	Jim Schuler vs. Indianapolis (2004)
----------	-------------------------------------

### TEAM

#### MOST PUNTS

Game	11 at Ashland (2004)
	11 at Kentucky State (2007)
Season	84 (2004)

#### HIGHEST AVERAGE PER PUNT

Game	58.0 at Millersville (2012)
Season	42.8 (2004)

## INTERCEPTIONS

### MOST INTERCEPTIONS

Game	3 by Steve Hill at Ferris State (2000)
	3 by Rob Keefe vs Indianapolis (2003)
Season	9 by Tim Bednarski (1997)
Career	14 by Jim Sturm (1981-84)

### MOST YARDS ON INTERCEPTIONS

Game	86 by Colin Kimball vs Millersville (2013)
Season	151 by Colin Kimball (2013)
Career	243 by Theo Hall (2005-08)

### MOST YARDS PER INTERCEPTION RETURN

Season	25.2 by Colin Kimball (2013)
Career	36.7 by Jim Zank (1984-86)

### MOST TOUCHDOWNS ON INTERCEPTIONS

Game	1 by multiple players
------	-----------------------

Season	2 by Colin Kimball (2013)
Career	2 by Jon Gerarde (1981-84)
	2 by Ben Bluemle (2002-05)
	2 by Colin Kimball (2011-pres)

## MOST CONSECUTIVE GAMES WITH AN INT

7 by Tim Bednarski (1997-98)

## LONGEST INTERCEPTION RETURN

85 yards Casey Williams vs. Grand Valley (2000)

## PUNT RETURNS

### INDIVIDUAL

#### MOST PUNT RETURNS

Game	6 by Tom Palmer at Michigan Tech (2000)
Season	29 by Trevor Kennedy (2010)
Career	70 by Rob Keefe (2000-03)

#### MOST YARDS ON PUNT RETURNS

Game	118 by Rob Keefe vs Michigan Tech (2001)
Season	501 by Trevor Kennedy (2010)
Career	676 by Trevor Kennedy (2008-11)

#### MOST YARDS PER PUNT RETURN

Game	57.0 by Trevor Kennedy vs Lock Haven (2010)
Season	17.3 by Trevor Kennedy (2010)
Career	15.4 by Trevor Kennedy (2008-11)

#### MOST PUNT RETURN TOUCHDOWNS

Game	2 by Brad Ryzczycki (1993)
Season	2 by Brad Ryzczycki (1993)
	2 by Ben Bluemle (2004)
	2 by Trevor Kennedy (2010)
Career	3 by Ben Bluemle (2002-05)

#### LONGEST PUNT RETURN

79 yards	Ben Bluemle at Northwood (2004)
79 yards	Trevor Kennedy vs Lock Haven (2010)

### TEAM

#### MOST PUNT RETURNS

Game	7 (three times)
Season	32 (1993)

#### MOST PUNT RETURN YARDS

Game	118 vs. Michigan Tech (2001)
Season	522 (2010)

#### MOST PUNT RETURN TOUCHDOWNS

Game	2 at Pace (1993)
Season	4 (1993)

## KICKOFF RETURNS

### INDIVIDUAL

#### MOST KICKOFF RETURNS

Game	8 by Theo Hall at Northern Michigan (2007)
Season	44 by Theo Hall (2007)
Career	79 by Theo Hall (2005-08)

#### MOST YARDS ON KICKOFF RETURNS

Game	210 by Paris Bruner at Notre Dame College (2012)
Season	1,043 by Theo Hall (2007)
Career	1,901 by Theo Hall (2005-08)

#### MOST YARDS PER KICKOFF RETURN

Game	58.5 by Trevor Kennedy at Lock Haven (2011)
------	---

Season 32.6 by Paris Bruner (2012)  
 Career 31.0 by Paris Bruner (2009-12)

## MOST KICKOFF RETURN TOUCHDOWNS

Game 1 (13 Times) last Paris Bruner vs East Stroudsburg (2012)  
 Season 2 by Paris Bruner (2012)  
 Career 2 by Paris Bruner (2009-12)

## LONGEST KICK RETURN

100 yards Brian Haberstock vs Brockport St. (1988)

## TEAM

### MOST KICKOFF RETURNS

Game 10 vs. Ashland (2007)  
 Season 68 (2007)

### MOST KICKOFF RETURN YARDS

Game 276 at Notre Dame College (2012)  
 Season 1,485 (2007)

## KICK RETURNS

### COMBINED KICK AND PUNT RETURNS

### MOST KICK RETURNS

Season 48 by Rob Keefe (2003)  
 48 by Ben Bluemle (2005)  
 Career 91 by Scott Goring (1984-87)

### MOST KICK RETURN YARDS

Career 1,936 by Theo Hall (2005-08)

### MOST KICK RETURN TOUCHDOWNS

Career 3 by Ben Bluemle (2002-05)  
 3 by Trevor Kennedy (2008-11)

## ALL-PURPOSE YARDS

### MOST PLAYS

Season 306 by Gerald Anderson (2010)  
 Career 860 by Richard Stokes (2005-08)

### MOST YARDS GAINED

Game 361 by Richard Stokes at Ferris St. (2007)  
 Season 2,232 by Trevor Kennedy (2011)  
 Career 4,744 by Richard Stokes (2005-08)

### HIGHEST AVERAGE PER GAME

Season 202.9 by Trevor Kennedy (2011)  
 Career 118.0 by Trevor Kennedy (2008-11)

## SCORING

### INDIVIDUAL

### MOST POINTS SCORED

Game 30 by Richard Stokes at Gannon (2008)  
 Season 96 by Trevor Kennedy (2011)  
 96 by Brandon Brown-Dukes (2012)  
 Career 278 by Steven Wakefield (2010-13)

### MOST TOUCHDOWNS SCORED

Game 5 by Richard Stokes at Gannon (2008)  
 Season 16 by Trevor Kennedy (2011)  
 16 by Brandon Brown-Dukes (2012)  
 Career 40 by Richard Stokes (2005-08)

### MOST EXTRA POINTS MADE BY KICKING

Game 9 by Tim Wilkins vs. Gallaudet (1983)  
 9 by Steven Wakefield vs. Cheyney (2013)  
 Season 46 by Steven Wakefield (2010)

Career 164 by Steven Wakefield (2010-13)

### MOST EXTRA POINTS ATTEMPTED

Game 9 by Tim Wilkins vs. Gallaudet (1983)  
 9 by Steven Wakefield vs. Cheyney (2013)  
 Season 47 by Steven Wakefield (2010)  
 Career 175 by Steven Wakefield (2010-13)

### PERCENTAGE OF EXTRA POINTS MADE

Season 100.0% by Vinny Repucci (21/21) (2001)  
 100.0% by Eric Wicks (21/21) (1996)  
 Career 93.7% by Steven Wakefield (164/175) (2010-13)

### CONSECUTIVE EXTRA POINTS MADE

50 by Steven Wakefield (2010-11)

### MOST POINTS SCORED BY KICKING

Game 17 by George Paydock at Bethany (1992)  
 Season 89 by Steven Wakefield (2013)  
 Career 278 by Steven Wakefield (2010-13)

### MOST FIELD GOALS MADE

Game 4 by George Paydock at Bethany (1992)  
 Season 16 by Steven Wakefield (2013)  
 Career 38 by Steven Wakefield (2010-13)

### MOST FIELD GOALS ATTEMPTED

Game 5 by Vinny Repucci vs. W.Va. Wesleyan (2002)  
 Season 19 by Vinny Repucci (2002)  
 Career 52 by Steven Wakefield (2010-13)

## TEAM

### MOST POINTS SCORED

Game 82 vs. Niagara (1985)  
 Season 369 (2012)  
 Per Game Avg. 33.5 (2012)

### MOST TOUCHDOWNS

Game 12 vs. Niagara (1985)  
 Season 49 (2007, 2012)

### MOST FIELD GOALS MADE

Game 4 at Bethany (1992)  
 Season 17 (2013)

## TACKLING

### TOTAL TACKLES

Game 24 by Greg Latimer (1987)  
 Season 132 by Greg Latimer (1987)  
 Career 383 by Scott Platz (1997-00)

### SOLO TACKLES

Season 86 by Ben Bluemle (2004)  
 Career 209 by Brian Smith (2000-04)

### ASSISTED TACKLES

Season 101 by Tim Latimer (1982)  
 Career 261 by Don Gibbon (1982-85)

### TACKLES FOR LOSS

Season 23 by Jim Zank (1986)  
 Career 50 by Mike Hanes (1981-85)

### QUARTERBACK SACKS

Season 11 by Jerry Spetz (1984)  
 11 by Jim Zank (1985)  
 Career 21 by Jim Zank (1984-86)

## TEAM DEFENSE

### FEWEST PLAYS ALLOWED

Game 34 by Cheyney (2008)  
 Season 443 (1981)

### FEWEST FIRST DOWNS ALLOWED

Game 2 by Niagara (1985)  
 Season 76 (1981)

### MOST POINTS ALLOWED

Game 69 by Saginaw Valley (1998)  
 Season 34.9 points per game (2004)

### FEWEST POINTS ALLOWED

Game 0, 14 Times  
 Season 10.0 points per game (1984, 1985)

### FEWEST RUSHING ATTEMPTS ALLOWED

Game 19 by Slippery Rock (2010)  
 Season 293 (1981, 2006)

### FEWEST RUSHING YARDS ALLOWED

Game -104 by Niagara (1983)  
 Season 579 (1984)

### FEWEST RUSHING TOUCHDOWNS ALLOWED

Season 1 (1984)

### FEWEST PASSING ATTEMPTS ALLOWED

Game 4 by Dayton (1983)  
 Season 150 (1981)

### FEWEST COMPLETIONS ALLOWED

Game 1, 2 Times (1992)  
 Season 60 (1981)

### FEWEST PASSING YARDS ALLOWED

Game 7 by Gallaudet (1983)  
 Season 718 (1984)

### FEWEST PASSING TOUCHDOWNS ALLOWED

Season 5 (1985)

### MOST INTERCEPTIONS

Game 6 at Ferris State (2000)

### MOST INTERCEPTIONS FOR TOUCHDOWNS

Game 2 vs. St. Francis (Pa.) (1997)

### MOST CONSECUTIVE GAMES WITH AN INT

18, Grand Valley (10/9/99) to Indianapolis (9/29/01)

### MOST FORCED FUMBLES

Game 8 vs. Niagara (1985)  
 8 vs. Frostburg State (1983)  
 Season 33 (1983)

### MOST FUMBLES RECOVERED

Game 6 vs. C.W. Post (1993)  
 Season 16 (1987)

### BEST TURNOVER RATIO


Season +16 (1997)

### WORST TURNOVER RATIO

Season -17 (1992)

## THE LAST TIME ...

<b>A Shutout Was Recorded:</b> By Mercyhurst By Opponent	vs Lock Haven (9/25/10) 41-0 at Findlay (11/6/04) 0-44
<b>An Individual Rushed For 200 Yards:</b> By Mercyhurst By Opponent	Brandon Brown-Dukes vs Gannon (10/17/13) 221 yards Harvie Tuck, Indiana (Pa.) (10/20/12) 231 yards
<b>An Individual Rushed For 100 Yards:</b> By Mercyhurst By Opponent	Richie Sanders (121 yards) and Allen Jones II (104 yards) at East Stroudsburg (11/16/13) De'Antwan Williams, Indiana (Pa.) (10/26/13) 186 yards
<b>An Individual Passed For 400 Yards:</b> By Mercyhurst By Opponent	Travis Rearick vs Kutztown (9/10/11) 424 yards Nigel Barksdale, Slippery Rock (9/28/13) 439 yards
<b>An Individual Passed For 300 Yards:</b> By Mercyhurst By Opponent	Anthony Vendemia vs East Stroudsburg (11/10/12) 379 yards Matt Soltes, East Stroudsburg (11/10/12) 394 yards
<b>A Punt Was Returned For A Touchdown:</b> By Mercyhurst By Opponent	Linnell Robinson vs Gannon (10/1/11) 15 yards (blocked) Trey Johnson, California (Pa.) (11/9/13) 13 yards (blocked)
<b>A Kickoff Was Returned For A Touchdown:</b> By Mercyhurst By Opponent	Paris Bruner vs East Stroudsburg (11/10/12) 97 yards Sian Thornton, Wayne State (8/29/09) 92 yards
<b>An Interception Was Returned For A Touchdown:</b> By Mercyhurst By Opponent	Colin Kimball at Slippery Rock (9/28/13) 58 yards Spencer Krebs, Notre Dame College (8/30/12) 51 yards
<b>A Fumble Was Returned For A Touchdown:</b> By Mercyhurst By Opponent	Ian Wild vs Gannon (10/10/09) recovered in end zone Jon Reid, Clarion (11/5/11) recovered in end zone
<b>A Safety Was Recorded:</b> By Mercyhurst By Opponent	vs Edinboro (11/2/13) Slippery Rock (9/22/12)
<b>A Two-Point Conversion Was Made:</b> By Mercyhurst By Opponent	vs East Stroudsburg (11/10/12) Anthony Vendemia pass to Devyn Woods Gannon (10/13/12) Jansen Jones rush



**Brian Haberstock**  
1987-90

### RUSHING

Player	Opponent, Year	Yards
Craig Woodard	Canisius, 1992	94 (TD)
Matt Golga	Buffalo State, 1996	84 (TD)
John Loshelder	Duquesne, 1985	82 (TD)
Brandon Brown-Dukes	Clarion, 2013	77 (TD)
Marcus Patton	Indianapolis, 2002	75 (TD)
Richie Sanders	East Stroudsburg, 2013	74 (TD)
Gerald Anderson	Kutztown, 2010	70 (TD)
Brian Haberstock	University at Buffalo, 1990	69 (TD)
John Moore	St. Francis (Pa.), 1982	68 (TD)

### PASSING

Player	Opponent, Year	Yards
Matt Kissell to Tim Brediger	Gannon, 1997	95 (TD)
Matt Kissell to Ed Bailey	Hillsdale, 1998	90 (TD)
Matt Kissell to Justin Siemon	Michigan Tech, 1998	86 (TD)
Travis Rearick to Trevor Kennedy	Bloomsburg, 2010	81 (TD)
Travis Rearick to Terrence Coon	California (Pa.), 2010	80 (TD)
Brian Rostek to Scott Gorring	Villanova, 1987	79 (TD)
Mac McArdle to Ed Bailey	Wayne State, 2000	79 (TD)
Brett Weidig to Justin Siemon	Grand Valley, 2000	78 (TD)
Garret Kensity to Dave Stallard	Shippensburg, 2008	77 (TD)

### KICKOFF RETURNS

Player	Opponent, Year	Yards
Brian Haberstock	Brockport State, 1988	100 (TD)
Paris Bruner	East Stroudsburg, 2012	97 (TD)
Andrew Bailey	Clarion, 2009	93 (TD)
Ed Bailey	St. Francis (Ill.), 1998	91 (TD)
Trevor Kennedy	Lock Haven, 2011	90 (TD)
Paris Bruner	Notre Dame College, 2012	86 (TD)
Scott Gorring	Buffalo State, 1987	85 (TD)
L.J. Stevens	Gannon, 2012	83 (TD)
Faheem Williams	Wayne State, 1999	83 (TD)

### PUNT RETURNS

Player	Opponent, Year	Yards
Trevor Kennedy	Lock Haven, 2010	79 (TD)
Ben Bluemle	Northwood, 2004	79 (TD)
Trevor Kennedy	Bloomsburg, 2010	78 (TD)
Rob Keefe	Michigan Tech, 2001	76 (TD)
Rob Keefe	Grand Valley State, 2002	72 (TD)
Trevor Kennedy	Gannon, 2010	70
Jeff Andres	Robert Morris, 1994	69 (TD)
Scott Gorring	Dayton, 1985	68 (TD)

### FIELD GOALS

Player	Opponent, Year	Yards
Eric Wicks	St. Francis (Pa.), 1997	52
Vinny Repucci	Ferris State, 2001	47
Eric Wicks	Ithaca, 1997	47
Scott Gorring	Frostburg State, 1985	47
Steven Wakefield	Millersville, 2012	46
George Paydock	Buffalo State, 1994	44
Steven Wakefield	California (Pa.), 2012	44
Tim Wilkins	St. Francis (Pa.), 1983	43
Vinny Repucci	Ashland, 2002	43

### INTERCEPTIONS

Player	Opponent, Year	Yards
Casey Williams	Grand Valley, 2000	85
Jon Gerarde	Edinboro, 1982	83 (TD)
Jim Zank	Alfred, 1985	80 (TD)
Colin Kimball	Slippery Rock, 2013	58 (TD)
Chris Ellis	Salisbury State, 1987	54
Ben Bluemle	WV Wesleyan, 2003	53 (TD)
Linnell Robinson	California (Pa.), 2012	52 (TD)

### PUNTS

Player	Opponent, Year	Yards
Jim Schuler	Indianapolis, 2004	82
Steven Wakefield	Millersville, 2012	77
Jim Schuler	Ferris State, 2004	76
Jim Schuler	Wayne State, 2002	70
Steven Wakefield	East Stroudsburg, 2012	70
Vinnie Corasaniti	Michigan Tech, 1998	69
Jim Schuler	Northern Michigan, 2004	68

## TOP 100 ALL-TIME RUSHERS

RK	NAME	YRS	GP	ATT	YDS	AVG	TD	LG	AVG/GM	RK	NAME	YRS	GP	ATT	YDS	AVG	TD	LG	AVG/GM
1.	Richard Stokes	2005-08	42	782	3381	4.3	37	64	80.5	71.	Andrew Grant	2001-04	19	48	131	2.7	0	18	6.9
2.	Craig Woodard	1992-95	33	475	2315	4.9	17	94	70.2	72.	Terry Colvin	1981	7	33	117	3.5	1	18	16.7
3.	Brandon Brown-Dukes	2012-pres	21	388	2303	5.9	24	77	109.7	73.	Bill Hall	1981	7	27	116	4.3	0	51	16.6
4.	Tim Ruth	1982-85	30	470	2205	4.7	28	65	73.5	74.	Pete November	1985-86	8	19	115	6.1	1	35	14.4
5.	Allen Jones II	2011-13	31	356	2137	6.0	19	59	68.9	75.	Brett Weidig	2000-02	15	61	114	1.9	3	25	7.6
6.	Gerald Anderson	2007-10	36	432	1915	4.4	14	70	53.2	76.	Darnea McKinney	1995-98	19	54	111	2.1	0	37	5.8
7.	Justin Gibson	1996-00	41	391	1801	4.6	30	59	43.9	77.	Burheem Bakr	1994-96	14	28	104	3.7	0	18	7.4
8.	Matt Golga	1993-96	34	416	1669	4.0	19	84	49.1	78.	R.C. Freedman	1989-92	19	5	103	20.6	0	48	5.4
9.	Ben Jennings	2006-09	42	330	1483	4.5	12	31	35.3	79.	Trevor Kennedy	2008-11	36	30	86	2.9	0	16	2.4
10.	Brian Hamlin	1994-97	37	350	1467	4.2	8	37	39.6	80.	Aaron Haynes	2005-08	35	12	85	7.1	1	19	2.4
11.	Justin Adams	2001-04	38	438	1462	3.3	17	40	38.5	81.	George Black	1993	5	26	84	3.2	1	26	16.8
12.	Brian Haberstock	1987-90	29	247	1271	5.1	12	69	43.8	82.	Nick Felice	1981-82	16	17	82	4.8	0	10	5.1
13.	Darryl Lewis	1984-87	32	210	1029	4.9	11	59	32.2		David Lough	2004-06	24	10	82	8.2	1	30	3.4
14.	John Loshelder	1982-85	35	222	993	4.5	13	82	28.4	84.	Corey Banks	2003	10	31	79	2.5	0	12	7.9
15.	Phil Provenzano	2000-02	29	240	988	4.1	5	42	34.1	85.	Dale Lehman	1988	4	14	76	5.4	0	11	19.0
16.	Lou Konyha	1985-87	20	219	965	4.4	16	37	48.2		Lynn Washowich	1994-96	6	18	76	4.2	1	30	12.7
17.	Brian Rostek	1984-87	31	295	952	3.2	18	30	30.7	87.	Joe Laffey	2005-09	25	51	75	1.5	1	17	3.0
18.	Shea Berkley	1993-94	17	193	938	4.9	8	46	55.2		Richard Nelloms	2009	3	14	75	5.4	0	35	25.0
19.	John Moore	1981-83	22	190	860	4.5	13	68	39.1	89.	Ed Bailey	1997-00	37	18	74	4.1	0	12	2.0
20.	Ed Ricci	1982-85	36	325	854	2.6	11	55	23.7		Angel Roman	1996-98	9	15	74	4.9	0	18	8.2
21.	Richie Sanders	2011-13	16	180	843	4.7	9	74	52.7	91.	Kevin Campbell	2001-04	30	21	67	3.2	0	15	2.2
22.	Bill Prencipe	1984-86	29	171	759	4.4	11	33	26.2	92.	Jeff Andres	1993-96	27	17	66	3.9	1	16	2.4
23.	Greg Haski	1985-88	24	194	717	3.7	6	61	29.9	93.	Kevin Juif	1990	4	16	63	3.9	0	17	15.8
24.	Jeff Andrejchak	1987-89	28	188	713	3.8	13	14	25.5	94.	Jesse Coleman	1990	7	20	53	2.7	3	9	7.6
25.	Joe Magorien	1997-00	34	149	655	4.4	6	62	19.3		Marquis Harrell	2009	7	9	53	5.9	1	19	7.6
26.	Pat Ott	1988-92	19	129	647	5.0	5	55	34.1	96.	Jason Kociban	1994-95	5	12	52	4.3	0	16	10.4
27.	Faheem Williams	1999-02	36	137	586	4.3	1	29	16.3	97.	Mark Watson	2002-06	40	4	51	12.8	0	17	1.3
28.	Justin Everett	1993-96	26	135	570	4.2	7	37	21.9	98.	Jerry Cavanaugh	1988-90	13	20	50	2.5	0	13	3.8
29.	Matt Kissell	1996-99	29	332	563	1.7	9	42	19.4	99.	Frank Ruffalo	1991-93	5	13	49	3.8	1	12	9.8
30.	Chris Soltis	1990-92	17	152	559	3.7	5	47	32.9	100.	Pat Robb	1994-96	10	16	45	2.8	1	8	4.5
31.	Jeff Jones	1981-83	22	123	545	4.4	2	29	24.8										
32.	Ron Bryant	1987-89	24	114	543	4.8	5	33	22.6										
33.	Al Blevins	1981-84	34	130	528	4.1	5	42	15.5										
34.	Ted Wilson	1988-90	22	126	526	4.2	4	43	23.9										
35.	Dave Stallard	2005-08	37	95	510	5.4	8	31	13.8										
36.	Armand Rocco	1988-91	25	131	487	3.7	7	35	19.5										
37.	Craig Galovich	1985-88	30	87	460	5.3	3	39	15.3										
38.	Ed Hess	1988-89	18	121	424	3.5	4	15	23.6										
39.	Jason Hillegas	1990-93	22	98	416	4.2	4	43	18.9										
40.	Matt Smith	2004-06	25	105	383	3.6	3	29	15.3										
41.	Jon Tarrant	1989-91	22	92	376	4.1	2	27	17.1										
42.	Mac McArdle	1999-01	20	163	364	2.2	4	24	18.2										
43.	Darren Blackwell	1982	8	81	360	4.4	1	42	45.0										
44.	Marcus Patton	2002-04	27	90	356	4.0	2	75	13.2										
45.	Lance Trott	1983-85	16	52	312	6.0	2	54	19.5										
46.	Craig Joseph	2000-02	22	64	299	4.7	0	29	13.6										
47.	Todd Siple	1981-84	33	113	294	2.6	9	19	8.9										
48.	Craig Zonna	1981-85	35	80	293	3.7	0	26	8.4										
49.	Mike Salter	1983-84	13	39	283	7.3	2	64	21.8										
50.	Nick Schneider	1992-93	7	53	274	5.2	0	27	39.1										
51.	Ricky Mathews	2010-13	25	62	271	4.4	2	28	10.8										
52.	Dan Carbonetti	1991-93	14	67	234	3.5	2	25	16.7										
53.	Donnie DiCarlo	1988	8	34	225	6.6	4	41	28.1										
54.	Milton Revell	2012-13	10	45	211	4.7	1	25	21.1										
55.	Mike Paris	1982-86	25	27	202	7.5	2	51	8.1										
56.	Dave Gordon	1988-89	15	84	197	2.3	2	8	13.1										
57.	Jim Boyd	1988	8	45	184	4.1	2	28	23.0										
58.	Tom Pastore	1990-92	20	25	181	7.2	3	40	9.1										
59.	Brandon Staley	2005	8	47	173	3.7	1	38	21.6										
60.	Greg Dore	1998-00	24	41	163	4.0	2	21	6.8										
61.	Andrew Bailey	2008-10	17	37	162	4.4	4	30	9.5										
62.	Rocky Cosby	1985-86	17	26	160	6.2	2	25	9.4										
63.	Carnell Evans	2008	11	34	159	4.7	3	23	14.5										
64.	Garrett Kensy	2007-10	36	89	154	1.7	3	20	4.3										
65.	Drew Robinson	2013-pres	7	19	150	7.9	2	45	21.4										
66.	Chris Lyle	2011-pres	25	25	140	5.6	1	43	5.6										
67.	Ray Davies	1991-92	6	33	137	4.2	2	32	22.8										
68.	Todd Oakes	1982	6	23	135	5.9	0	21	22.5										
69.	Kris Hudhall	1996-97	11	45	134	3.0	1	17	12.2										
70.	Travis Rearick	2007-11	25	61	132	2.2	3	15	5.3										

**Richard Stokes**  
2005-08



# RECORD BOOK



## 100-YARD RUSHING GAMES

Name	Yards	Opponent	Year	Name	Yards	Opponent	Year
Brian Haberstock	282	at Buffalo	1990	Tim Ruth	114	vs Duquesne	1983
Richard Stokes	244	at Ferris State	2007	Armand Rocco	113	at Canisius	1991
Gerald Anderson	237	at C.W. Post	2010	Shea Berkley	112	at Grove City	1994
Craig Woodard	222	vs Canisius	1992	Allen Jones II	111	vs Lock Haven	2012
Brandon Brown-Dukes	221	vs Gannon	2013	Justin Adams	110	vs Northern Michigan	2004
Brandon Brown-Dukes	213	at Millersville	2012	Shea Berkley	110	vs Ithaca	1993
Brandon Brown-Dukes	192	at Gannon	2012	Brian Hamlin	109	at Canisius	1995
Mike Paris	180	at Gallaudet	1983	Jeff Jones	109	at Niagara	1981
Craig Woodard	179	at Brockport State	1992	John Moore	109	vs St. Francis	1982
Gerald Anderson	175	vs Gannon	2009	Craig Woodard	109	vs Grove City	1995
Craig Woodard	168	at Gannon	1993	Gerald Anderson	108	vs Cheyney	2009
Richard Stokes	166	vs Gannon	2006	Justin Gibson	108	vs Gannon	1996
Brian Haberstock	164	at Brockport State	1990	Justin Gibson	107	at Westminster	1998
Richard Stokes	162	at Northern Michigan	2007	Matt Kissell	106	vs Ohio Wesleyan	1997
Gerald Anderson	161	vs Slippery Rock	2010	Shea Berkley	105	at Pace	1993
Matt Golga	161	vs Robert Morris	1994	Lou Konyha	105	vs Duquesne	1987
Allen Jones II	161	vs Cheyney	2013	Gerald Anderson	104	at Edinboro	2010
Tim Ruth	161	vs Niagara	1983	Jeff Andrejchak	104	vs Buffalo State	1989
Brandon Brown-Dukes	160	vs Slippery Rock	2012	Justin Gibson	104	at Robert Morris	1997
Justin Adams	159	vs Indianapolis	2004	Allen Jones II	104	at East Stroudsburg	2013
Tim Ruth	159	vs Alfred	1985	Pat Ott	104	at Bethany	1992
Brandon Brown-Dukes	157	vs Clarion	2012	Jeff Jones	103	vs St. Francis	1982
Allen Jones II	154	at California (Pa.)	2013	Joe Magorien	103	vs Wayne State	2000
Richard Stokes	153	vs Wayne State	2007	Dave Stallard	103	vs Northwood	2006
Gerald Anderson	152	vs Clarion	2010	Ben Jennings	102	at California (Pa.)	2009
Justin Gibson	152	at Gannon	1997	Allen Jones II	102	vs Slippery Rock	2012
Lou Konyha	152	at Grove City	1987	Lou Konyha	102	vs Frostburg State	1987
Richard Stokes	151	at Gannon	2007	Phil Provenzano	101	vs Findlay	2001
Richard Stokes	150	vs Hillsdale	2007	Richard Stokes	101	vs Shippensburg	2008
Ben Jennings	149	vs Cheyney	2009	Craig Woodard	100	at Gannon	1995
Darryl Lewis	149	vs Frostburg State	1985				
Allen Jones II	148	vs Edinboro	2013				
Brian Rostek	148	vs Buffalo State	1987				
Gerald Anderson	147	vs Lock Haven	2010				
Richard Stokes	145	at Gannon	2008				
John Loshelder	143	at Gettysburg	1982				
Brandon Brown-Dukes	142	vs Millersville	2013				
Ben Jennings	142	at Cheyney	2008				
Justin Adams	141	vs Wayne State	2003				
Brandon Brown-Dukes	140	at Clarion	2013				
Richard Stokes	140	vs Slippery Rock	2008				
Jeff Andrejchak	139	at Waynesburg	1989				
Tim Ruth	139	vs Canisius	1984				
Richard Stokes	138	vs Lock Haven	2008				
Shea Berkley	137	at Duquesne	1993				
Ben Jennings	137	vs Clarion	2008				
Mac McArdle	137	vs Saginaw Valley State	2000				
Tim Ruth	137	vs Buffalo State	1985				
Justin Adams	134	at Hillsdale	2004				
Brandon Brown-Dukes	134	at Indiana (Pa.)	2012				
Brian Rostek	134	at Salisbury State	1986				
Craig Woodard	133	vs Maryville	1992				
Justin Gibson	132	vs Ohio Wesleyan	1997				
Allen Jones II	132	at Millersville	2012				
Justin Adams	130	vs Northern Michigan	2003				
Justin Gibson	130	at Buffalo State	1996				
Tim Ruth	129	at Duquesne	1984				
Richard Stokes	129	at Hillsdale	2006				
Matt Golga	128	vs Brockport State	1995				
Allen Jones II	128	vs Gannon	2013				
Bill Prencipe	128	vs Brockport State	1986				
Faheem Williams	128	vs Hillsdale	2002				
Darren Blackwell	127	at Frostburg State	1982				
Brandon Brown-Dukes	127	at Seton Hill	2013				
Craig Woodard	127	at St. Francis	1992				
Tim Ruth	125	vs Frostburg State	1985				
Richie Sanders	125	at Clarion	2011				
Brandon Brown-Dukes	124	vs California (Pa.)	2012				
Craig Woodard	124	vs Gannon	1992				
Craig Woodard	124	at Canisius	1993				
Pat Ott	123	vs Gannon	1991				
Ed Ricci	123	at Marietta	1985				
Richard Stokes	123	vs Hillsdale	2005				
Richard Stokes	122	at Edinboro	2008				
Matt Golga	121	vs Grove City	1995				
Pat Ott	121	vs Frostburg State	1991				
Richie Sanders	121	at East Stroudsburg	2013				
Richard Stokes	121	vs Northern Michigan	2006				
Gerald Anderson	119	at Kutztown	2010				
Brandon Brown-Dukes	119	at Slippery Rock	2013				
Justin Gibson	119	vs Wayne State	1999				
Darryl Lewis	117	vs Canisius	1986				
Lou Konyha	116	at Brockport State	1987				
Tim Ruth	116	at Brockport State	1985				
Gerald Anderson	115	at Gannon	2010				
Brian Haberstock	114	at Buffalo State	1990				
Phil Provenzano	114	vs Indianapolis	2001				
Tim Ruth	114	vs Duquesne	1983				
Armand Rocco	113	at Canisius	1991				
Shea Berkley	112	at Grove City	1994				
Allen Jones II	111	vs Lock Haven	2012				
Justin Adams	110	vs Northern Michigan	2004				
Shea Berkley	110	vs Ithaca	1993				
Brian Hamlin	109	at Canisius	1995				
Jeff Jones	109	at Niagara	1981				
John Moore	109	vs St. Francis	1982				
Craig Woodard	109	vs Grove City	1995				
Gerald Anderson	108	vs Cheyney	2009				
Justin Gibson	108	vs Gannon	1996				
Justin Gibson	107	at Westminster	1998				
Matt Kissell	106	vs Ohio Wesleyan	1997				
Shea Berkley	105	at Pace	1993				
Lou Konyha	105	vs Duquesne	1987				
Gerald Anderson	104	at Edinboro	2010				
Jeff Andrejchak	104	vs Buffalo State	1989				
Justin Gibson	104	at Robert Morris	1997				
Allen Jones II	104	at East Stroudsburg	2013				
Pat Ott	104	at Bethany	1992				
Jeff Jones	103	vs St. Francis	1982				
Joe Magorien	103	vs Wayne State	2000				
Dave Stallard	103	vs Northwood	2006				
Ben Jennings	102	at California (Pa.)	2009				
Allen Jones II	102	vs Slippery Rock	2012				
Lou Konyha	102	vs Frostburg State	1987				
Phil Provenzano	101	vs Findlay	2001				
Richard Stokes	101	vs Shippensburg	2008				
Craig Woodard	100	at Gannon	1995				




Gerald Anderson  
2007-10

## TOTAL 100-YARD GAMES

Name	Total	High Game	Season High
Richard Stokes	14	244	5 (2007, 2008)
Brandon Brown-Dukes	11	221	6 (2012)
Gerald Anderson	9	237	7 (2010)
Craig Woodard	9	222	5 (1992)
Allen Jones II	8	161	5 (2013)
Tim Ruth	8	161	4 (1985)
Justin Gibson	7	152	3 (1997)
Justin Adams	5	159	3 (2004)
Shea Berkley	4	137	3 (1993)
Ben Jennings	4	149	2 (2008, 2009)
Lou Konyha	4	152	4 (1987)
Matt Golga	3	161	2 (1995)
Brian Haberstock	3	282	3 (1990)
Pat Ott	3	123	2 (1991)
Jeff Andrejchak	2	139	2 (1989)
Jeff Jones	2	109	1 (1981, 1982)
Darryl Lewis	2	149	1 (1985, 1986)
Phil Provenzano	2	114	2 (2001)
Brian Rostek	2	148	1 (1986, 1987)
Richie Sanders	2	125	1 (2011, 2013)
Darren Blackwell	1	127	1 (1982)
Brian Hamlin	1	109	1 (1995)
Matt Kissell	1	106	1 (1997)
John Loshelder	1	143	1 (1982)
Joe Magorien	1	103	1 (2000)
Mac McArdle	1	137	1 (2000)
John Moore	1	109	1 (1982)
Mike Paris	1	180	1 (1983)
Bill Prencipe	1	128	1 (1986)
Ed Ricci	1	123	1 (1985)
Armand Rocco	1	113	1 (1991)
Dave Stallard	1	103	1 (2006)
Faheem Williams	1	128	1 (2002)

## TOP 50 ALL-TIME PASSERS



From left to right: Matt Kissell, Matt Golga, Anthony Vendemia

### 300-YARD GAMES

Player	Yards	Opponent	Year
Matt Kissell	512	Hillsdale	1999
Matt Kissell	478	Grand Valley	1999
Matt Kissell	440	Ashland	1998
Travis Rearick	424	Kutztown	2011
Matt Kissell	404	Michigan Tech	1999
Mac McArdle	401	Michigan Tech	2000
Matt Kissell	390	Westminster	1998
Jeff Nowling	382	Gannon	2004
Anthony Vendemia	379	East Stroudsburg	2012
Travis Rearick	372	C.W. Post	2011
Matt Kissell	353	Hillsdale	1998
Mac McArdle	353	Wayne State	2000
Anthony Vendemia	352	Clarion	2011
Travis Rearick	345	Bloomsburg	2010
Travis Rearick	344	Indiana (Pa.)	2010
Jeff Nowling	339	Hillsdale	2003
Greg Dore	326	Ashland	2000
Mitch Phillis	324	Ashland	2007
Jeff Nowling	323	Saginaw Valley	2004
Matt Kissell	319	Findlay	1999
Brian Rostek	315	Alfred	1987
Mitch Phillis	313	Gannon	2007
Scott Farison	302	Michigan Tech	2001

RK	NAME	YRS	GP	ATT	COMP	PCT	YDS	TD	INT	LG	AVG/P	AVG/GM	EFFIC
1.	Matt Kissell	1996-99	29	954	488	51.2	6524	56	26	95	6.8	225.0	122.5
2.	Mitch Phillis	2004-07	33	907	521	57.4	6152	57	33	58	6.8	186.4	127.9
3.	Anthony Vendemia	2009-13	33	632	345	54.6	4813	41	27	63	7.6	145.8	131.4
4.	Matt Golga	1993-96	34	649	287	44.2	3964	25	28	70	6.1	116.6	99.6
5.	Travis Rearick	2007-11	25	511	311	60.9	3658	37	22	81	7.2	146.3	136.3
6.	Jeff Nowling	2002-06	36	600	281	46.8	3530	16	25	69	5.9	98.1	96.7
7.	Brian Rostek	1984-87	31	437	212	48.5	3505	18	26	79	8.0	113.1	117.6
8.	Mac McArdle	1999-01	20	546	261	47.8	3274	24	27	79	6.0	163.7	102.8
9.	Chris Logero	1990-92	25	385	184	47.8	2245	14	18	53	5.8	89.8	99.4
10.	Joe Laffey	2005-09	25	397	191	48.1	2074	16	18	72	5.2	83.0	96.2
11.	Garrett Kensity	2007-10	36	313	177	56.5	1998	15	14	77	6.4	55.5	117.0
12.	Greg Haski	1985-88	24	314	155	49.4	1839	11	23	62	5.9	76.6	95.5
13.	Ed Ricci	1982-85	36	320	131	40.9	1808	12	28	55	5.7	50.2	83.3
14.	Jim Schuler	2001-04	42	282	131	46.5	1542	9	18	68	5.5	36.7	90.2
15.	Scott Farison	1998-01	15	197	114	57.9	1484	8	12	74	7.5	98.9	122.4
16.	Brett Weidig	2000-02	15	233	108	46.4	1166	9	15	78	5.0	77.7	88.3
17.	Dave Gordon	1988-89	15	155	71	45.8	891	5	6	19	5.7	59.4	97.0
18.	Greg Harayda	1983-84	14	144	63	43.8	888	8	10	61	6.2	63.4	100.0
19.	Brandon Staley	2005	8	102	51	50.0	744	6	10	65	7.3	93.0	111.1
20.	Jon Tarrant	1989-91	22	88	58	65.9	659	2	13	45	7.5	30.0	106.8
21.	Greg Dore	1998-00	24	113	52	46.0	639	3	3	67	5.7	26.6	97.0
22.	Craig Zonna	1981-85	35	75	24	32.0	568	4	11	58	7.6	16.2	83.9
23.	Alec Swartz	2010-13	11	46	26	56.5	393	4	0	75	8.5	35.7	157.0
24.	John Loshelder	1982-85	35	71	19	26.8	311	1	13	46	4.4	8.9	31.6
25.	Damea McKinney	1995-98	19	50	22	44.0	310	1	4	53	6.2	16.3	86.7
26.	Nick Schneider	1992-93	7	30	16	53.3	305	2	2	60	10.2	43.6	147.4
27.	John Sandor	1992	6	33	16	48.5	223	2	1	33	6.8	37.2	119.2
28.	Justin Gibson	1996-00	41	39	18	46.2	188	1	4	36	4.8	4.6	74.6
29.	Cody Ladutko	2006, 2008	7	24	14	58.3	168	0	1	45	7.0	24.0	108.8
30.	Bill Hall	1981	7	25	10	40.0	159	0	3	55	6.4	22.7	69.4
31.	Trevor Kennedy	2008-11	36	10	5	50.0	158	1	0	56	15.8	4.4	215.7
32.	Zach Emerick	2012-pres	5	25	15	60.0	143	1	0	27	5.7	28.6	121.3
33.	Dan Patrick	1990-91	3	12	6	50.0	87	0	1	27	7.2	29.0	94.2
34.	George Black	1993	5	21	4	19.0	76	0	4	31	3.6	15.2	11.4
35.	Brian Haberstock	1987-90	29	3	2	66.7	70	1	0	42	23.3	2.4	372.7
36.	Richie Sanders	2011-13	16	2	2	100.0	56	1	0	62	28.0	3.5	500.2
37.	Clint Williams	2001-02	7	32	9	28.1	55	0	2	15	1.7	7.9	30.1
38.	Chris Soltis	1990-92	17	4	2	50.0	46	2	0	24	11.5	2.7	311.6
39.	Vladmir Rock	2010-13	41	1	1	100.0	41	0	0	41	41.0	1.0	444.4
40.	Frank Ruffalo	1991-93	5	11	3	27.3	40	0	1	17	3.6	8.0	39.6
41.	Garrett Wild	2011-pres	33	1	1	100.0	31	0	0	31	31.0	0.9	360.4
42.	Bryan Henley	1993-94	5	8	3	37.5	30	0	0	11	3.8	6.0	69.0
43.	Bryan Boyce	2005-10	42	1	1	100.0	26	0	0	26	26.0	0.6	318.4
	Lynn Washowich	1994-96	6	6	3	50.0	26	0	0	11	4.3	4.3	86.4
45.	Jared Adams	2001-03	18	6	4	66.7	13	0	0	4	2.2	0.7	84.9
46.	Joe Magorien	1997-00	34	1	1	100.0	10	0	0	10	10.0	0.3	184.0
47.	Brendan Boylan	2011-pres	16	1	1	100.0	9	0	0	9	9.0	0.6	175.6
48.	Brandon Hill	2003-07	32	3	1	33.3	6	0	1	6	2.0	0.2	-16.5
49.	R.C. Freedman	1989-92	19	7	1	14.3	5	0	0	5	0.7	0.3	20.3

## TOP 100 ALL-TIME TOTAL OFFENSE LEADERS

RK	NAME	YRS	GP	RUSH	PASS	TOTAL	AVG/GM	RK	NAME	YRS	GP	RUSH	PASS	TOTAL	AVG/GM
1.	Matt Kissell	1996-99	29	563	6524	7087	244.4	64.	Craig Joseph	2000-02	22	299	0	299	13.6
2.	Matt Golga	1993-96	34	1669	3964	5633	165.7	65.	Todd Siple	1981-84	33	294	0	294	8.9
3.	Mitch Phillis	2004-07	33	-567	6152	5585	169.2	66.	Mike Salter	1983-84	13	283	0	283	21.8
4.	Anthony Vendemia	2009-13	33	-11	4813	4802	145.5	67.	Bill Hall	1981	7	116	159	275	39.3
5.	Brian Rostek	1984-87	31	952	3505	4457	143.8	68.	Ricky Mathews	2010-13	36	271	0	271	7.5
6.	Travis Rearick	2007-11	25	132	3658	3790	151.6	69.	Trevor Kennedy	2008-11	36	86	158	244	6.8
7.	Mac McArdle	1999-01	20	364	3274	3638	181.9	70.	Dan Carbonetti	1991-93	14	234	0	234	16.7
8.	Jeff Nowling	2002-06	36	-27	3530	3503	97.3	71.	Donnie DiCarlo	1988	8	225	0	225	28.1
9.	Richard Stokes	2005-08	42	3381	0	3381	80.5	72.	Milton Revell	2012-13	10	211	0	211	21.1
10.	Ed Ricci	1982-85	36	854	1808	2662	73.9	73.	Mike Paris	1982-86	25	202	0	202	8.1
11.	Greg Haski	1985-88	24	717	1839	2556	106.5	74.	John Sandor	1992	6	-36	223	187	31.2
12.	Craig Woodard	1992-95	33	2315	0	2315	70.2	75.	Jim Boyd	1988	8	184	0	184	23.0
13.	<b>Brandon Brown-Dukes</b>	<b>2012-pres</b>	<b>21</b>	<b>2303</b>	<b>0</b>	<b>2303</b>	<b>109.7</b>	76.	Tom Pastore	1990-92	20	181	0	181	9.1
14.	Chris Logero	1990-92	25	17	2245	2262	90.5	77.	Andrew Bailey	2008-10	17	162	0	162	9.5
15.	Tim Ruth	1982-85	30	2205	0	2205	73.5	78.	George Black	1993	5	84	76	160	32.0
16.	Garrett Kensy	2007-10	36	154	1998	2152	59.8		Rocky Cosby	1985-86	17	160	0	160	9.4
17.	Joe Laffey	2005-09	25	75	2074	2149	86.0	80.	Carnell Evans	2008	11	159	0	159	14.5
18.	Allen Jones II	2011-13	31	2137	0	2137	68.9	81.	<b>Drew Robinson</b>	<b>2013-pres</b>	<b>7</b>	<b>150</b>	<b>0</b>	<b>150</b>	<b>21.4</b>
19.	Justin Gibson	1996-00	41	1801	188	1989	48.5	82.	<b>Zach Emerick</b>	<b>2012-pres</b>	<b>5</b>	<b>-2</b>	<b>143</b>	<b>141</b>	<b>28.2</b>
20.	Gerald Anderson	2007-10	36	1915	0	1915	53.2	83.	<b>Chris Lyle</b>	<b>2011-pres</b>	<b>25</b>	<b>140</b>	<b>0</b>	<b>140</b>	<b>5.6</b>
21.	Jim Schuler	2001-04	42	7	1542	1549	36.9	84.	Ray Davies	1991-92	6	137	0	137	22.8
22.	Ben Jennings	2006-09	42	1483	0	1483	35.3	85.	Todd Oakes	1982	6	135	0	135	22.5
23.	Brian Hamlin	1994-97	37	1467	0	1467	39.6	86.	Kris Hudnall	1996-97	11	134	0	134	12.2
24.	Justin Adams	2001-04	38	1462	0	1462	38.5	87.	Andrew Grant	2001-04	19	131	0	131	6.9
25.	Scott Farison	1998-01	15	-64	1484	1420	94.7	88.	Cody Ladutko	2006-08	7	-42	168	126	18.0
26.	Brian Haberstock	1987-90	29	1271	70	1341	46.2	89.	Dan Patrick	1990-91	3	31	87	118	39.3
27.	John Loshelder	1982-85	35	993	311	1304	37.3	90.	Terry Colvin	1981	7	117	0	117	16.7
28.	Brett Weidig	2000-02	15	114	1166	1280	85.3	91.	Pete November	1985-86	8	115	0	115	14.4
29.	Dave Gordon	1988-89	15	197	891	1088	72.5	92.	Burheem Bakr	1994-96	14	104	0	104	7.4
30.	Jon Tarrant	1989-91	22	376	659	1035	47.0	93.	R.C. Freedman	1989-92	19	103	0	103	5.4
31.	Darryl Lewis	1984-87	32	1029	0	1029	32.2	94.	Lynn Washowich	1994-96	6	76	26	102	17.0
32.	Phil Provenzano	2000-02	29	988	0	988	34.1	95.	Frank Ruffalo	1991-93	5	49	40	89	17.8
33.	Lou Konyha	1985-87	20	965	0	965	48.2	96.	Aaron Haynes	2005-08	35	85	0	85	2.4
34.	Shea Berkley	1993-94	17	938	0	938	55.2	97.	Nick Felice	1981-82	16	82	0	82	5.1
35.	Brandon Staley	2005	8	173	744	917	114.6		David Lough	2004-06	24	82	0	82	3.4
36.	Greg Harayda	1983-84	14	19	888	907	64.8	99.	Corey Banks	2003	10	79	0	79	7.9
37.	Richie Sanders	2011-13	16	843	56	899	56.2	100.	Dale Lehman	1988	4	76	0	76	19.0
38.	Craig Zonna	1981-85	35	293	568	861	24.6								
39.	John Moore	1981-83	22	860	0	860	39.1								
40.	Greg Dore	1998-00	24	163	639	802	33.4								
41.	Bill Prencipe	1984-86	29	759	0	759	26.2								
42.	Jeff Andrejchak	1987-89	28	713	0	713	25.5								
43.	Joe Magorien	1997-00	34	655	10	665	19.6								
44.	Pat Ott	1988-92	19	647	0	647	34.1								
45.	Chris Soltis	1990-92	17	559	46	605	35.6								
46.	Faheem Williams	1999-02	36	586	0	586	16.3								
47.	Nick Schneider	1992-93	7	274	305	579	82.7								
48.	Justin Everett	1993-96	26	570	0	570	21.9								
49.	Jeff Jones	1981-82	16	545	0	545	34.1								
50.	Ron Bryant	1987-89	24	543	0	543	22.6								
51.	Al Blevins	1981-84	34	528	0	528	15.5								
52.	Ted Wilson	1988-90	22	526	0	526	23.9								
53.	Dave Stallard	2005-08	37	510	0	510	13.8								
54.	Armand Rocco	1988-91	25	487	0	487	19.5								
55.	Craig Galovich	1985-88	30	460	0	460	15.3								
56.	Ed Hess	1988-89	18	424	0	424	23.6								
57.	Darnea McKinney	1995-98	19	111	310	421	22.2								
58.	Jason Hillegas	1990-93	22	416	0	416	18.9								
59.	Alec Swartz	2010-13	11	-1	393	392	35.6								
60.	Matt Smith	2004-06	25	383	0	383	15.3								
61.	Darren Blackwell	1982	8	360	0	360	45.0								
62.	Marcus Patton	2002-04	27	356	0	356	13.2								
63.	Lance Trott	1983-85	16	312	0	312	19.5								



**Mitch Phillis**  
2004-07

## TOP 100 ALL-TIME RECEIVERS

RK	NAME	YRS	GP	REC	YDS	TD	AVG	LG	REC/G	YDS/G	RK	NAME	YRS	GP	REC	YDS	TD	AVG	LG	REC/G	YDS/G	
1.	Ed Bailey	1997-00	37	201	2983	28	14.8	90	5.4	80.6	59.	Rocky Cosby	1985-86	17	16	318	1	19.9	68	0.9	18.7	
2.	Trevor Kennedy	2008-11	36	194	2758	28	14.2	81	5.4	76.6	60.	Dan Salupo	2002-06	23	30	313	2	10.4	26	1.3	13.6	
3.	Justin Siemon	1997-00	33	137	2225	16	16.2	86	4.2	67.4	61.	Stephen Yarbrough	2011-pres	31	25	305	1	12.2	61	0.8	9.8	
4.	Jeff Thiel	2001-04	42	138	1910	8	13.8	62	3.3	45.5	62.	Mike Allen	1981-84	26	23	302	1	13.1	44	0.9	11.6	
5.	Scott Gorring	1984-87	35	94	1780	12	18.9	79	2.7	50.9	63.	Lance Yandall	1990	9	21	300	2	14.3	45	2.3	33.3	
6.	Paris Bruner	2009-12	45	87	1628	6	18.7	75	1.9	36.2	64.	Tom Pastore	1990-92	20	25	296	4	11.8	44	1.2	14.8	
7.	Tim Brediger	1994-98	32	101	1481	10	14.7	95	3.2	46.3	65.	Matt Mohr	2007-10	34	26	281	1	10.8	35	0.8	8.3	
8.	Josh Szeluga	2005-09	41	117	1391	16	11.9	50	2.9	33.9	66.	Eric Bott	2000-03	23	27	277	0	10.3	23	1.2	12.0	
9.	Todd Melfi	1992-95	28	84	1283	7	15.3	60	3.0	45.8	67.	Al Blevins	1981-84	34	19	267	1	14.1	61	0.6	7.9	
10.	Craig Zonna	1981-85	35	82	1218	9	14.9	60	2.3	34.8	68.	Brandon Zangaro	2003-05	29	34	263	1	7.7	28	1.2	9.1	
11.	Calvin Kelly	2004-05	21	66	1145	8	17.3	65	3.1	54.5	69.	Cody George	1999-01	21	24	260	0	10.8	41	1.1	12.4	
12.	Faheem Williams	1999-02	36	92	1055	12	11.5	74	2.6	29.3	70.	Brian Haberstock	1987-90	29	21	249	2	11.9	40	0.7	8.6	
13.	Brad Thompson	2000-03	38	67	982	9	14.7	37	1.8	25.8	71.	Sam Scarpaci	1981	7	9	240	0	26.7	49	1.3	34.3	
14.	Jeff Andres	1993-96	27	63	978	7	15.5	50	2.3	36.2	72.	Ryan Williams	1992-94	11	16	232	1	14.5	34	1.5	21.1	
15.	Aaron Haynes	2005-08	35	67	926	6	13.8	58	1.9	26.5	73.	Justin Adams	2001-04	38	36	214	0	5.9	23	0.9	5.6	
16.	Tom Hemer	1988-90	24	55	908	9	16.5	43	2.3	37.8	74.	Richie Sanders	2011-13	16	22	210	1	9.5	27	1.4	13.1	
17.	Brandon Hill	2003-07	32	63	888	8	14.1	55	2.0	27.8	75.	Jeff Wohlhueter	1988-91	19	12	208	1	17.3	40	0.6	10.9	
18.	Terrence Coon	2010	13	60	885	8	14.8	80	4.6	68.1	76.	Vladmir Rock	2010-13	41	13	187	1	14.4	33	0.3	4.6	
19.	Tim Siemon	1999-02	29	78	859	6	11.0	61	2.7	29.6	77.	Marcus Snipes	2013	8	7	187	4	26.7	63	0.9	23.4	
20.	Byron Curry	1997-00	30	59	822	4	13.9	69	2.0	27.4	78.	Mike Tighe	1981-82	16	8	178	2	22.2	33	0.5	11.1	
21.	Justin Gibson	1996-00	41	81	749	6	9.2	39	2.0	18.3	79.	Bill Hulton	1991-92	9	14	175	2	12.5	25	1.6	19.4	
22.	Max Khuri	2006-09	32	55	694	4	12.6	72	1.7	21.7	80.	Al Passerallo	1983-85	20	15	174	0	11.6	28	0.8	8.7	
23.	Devyn Woods	2011-12	14	36	682	9	18.9	44	2.6	48.7	81.	John Loshelder	1982-85	35	10	173	1	17.3	53	0.3	4.9	
24.	Mark Watson	2002-06	40	51	679	4	13.3	49	1.3	17.0	82.	Ozzie Lumpkin	2009-13	25	12	172	0	14.3	27	0.5	6.9	
25.	John Egbert	2002-05	27	42	666	7	15.9	55	1.6	24.7		<b>John Matarazzo</b>	<b>2012-pres</b>	<b>22</b>	<b>11</b>	<b>172</b>	<b>0</b>	<b>15.6</b>	<b>47</b>	<b>0.5</b>	<b>7.8</b>	
26.	Dan Schuler	2003-06	36	44	637	4	14.5	54	1.2	17.7	84.	Gerald Anderson	2007-10	36	27	163	3	6.0	24	0.8	4.5	
27.	Richard Stokes	2005-08	42	74	618	3	8.4	47	1.8	14.7	85.	Matt Hachtette	1992	4	7	148	2	21.1	60	1.8	37.0	
28.	Dave Stallard	2005-08	37	59	607	5	10.3	77	1.6	16.4	86.	Ben Jennings	2006-09	42	25	143	0	5.7	21	0.6	3.4	
29.	Jeff Groene	2010-13	42	81	560	9	6.9	29	1.9	13.3	87.	Dan Ward	1993	6	7	142	1	20.3	32	1.2	23.7	
30.	Mark Dukovich	1988-90	24	39	546	1	14.0	36	1.6	22.8	88.	Todd Siple	1981-84	33	13	141	1	10.8	26	0.4	4.3	
31.	<b>R.J. Miller</b>	<b>2009-pres</b>	<b>35</b>	<b>46</b>	<b>528</b>	<b>5</b>	<b>11.5</b>	<b>34</b>	<b>1.3</b>	<b>15.1</b>		Leon Gallop	2008-12	25	11	141	2	12.8	26	0.4	5.6	
32.	<b>Jaquan Williams</b>	<b>2013-pres</b>	<b>11</b>	<b>33</b>	<b>493</b>	<b>3</b>	<b>14.9</b>	<b>59</b>	<b>3.0</b>	<b>44.8</b>	90.	Lou Konyha	1985-87	20	10	140	0	14.0	53	0.5	7.0	
33.	Joe Liotta	1995-97	19	33	471	4	14.3	70	1.7	24.8	91.	Mitch Lorig	2006-09	39	10	135	0	13.5	30	0.3	3.5	
34.	Frank Ziegler	2003-07	30	37	468	3	12.6	40	1.2	15.6	92.	Roger McClinton	2004-06	23	12	121	0	10.1	27	0.5	5.3	
35.	Jeff Nowling	2002-06	36	31	448	4	14.5	28	0.9	12.4	93.	Greg Fitzgerald	1988-89	18	10	119	0	11.9	15	0.6	6.6	
36.	Phil Provenzano	2000-02	29	60	428	5	7.1	45	2.1	14.6	94.	Aaron O'Neill	1993	5	7	115	2	16.4	43	1.4	23.0	
37.	Mario Tullis	2002-05	35	40	427	1	10.7	69	1.1	12.2	95.	Ed Hess	1988-89	18	13	114	0	8.8	35	0.7	6.3	
38.	Craig Galovich	1985-88	30	26	425	4	16.3	39	0.9	14.2	96.	Owen Evans	2002-06	41	17	110	3	6.5	18	0.4	2.7	
39.	Mike Milanovich	1997-99	19	34	419	1	12.3	34	1.8	22.1	97.	Angel Roman	1996-98	9	7	107	2	15.3	60	0.8	11.9	
40.	Craig Woodard	1992-95	33	36	418	2	11.6	39	1.1	12.7	98.	Ryan Banks	1992-93	6	9	104	0	11.6	18	1.5	17.3	
41.	Greg Dore	1998-00	24	37	415	1	11.2	37	1.5	17.3	99.	Neil Apfelbaum	2007-08	11	13	103	4	7.9	17	1.2	9.4	
42.	Brian Wiles	1989-91	17	26	405	3	15.6	53	1.5	23.8		Mike Dukovich	1988-92	16	10	103	2	10.3	20	0.6	6.4	
43.	Greg Mitchell	1985-87	30	36	402	2	11.2	34	1.2	13.4												
44.	Tim Wilkins	1983-86	38	31	391	1	12.6	76	0.8	10.3												
45.	Jeff Andrejchak	1987-89	28	28	387	2	13.8	62	1.0	13.8												
46.	David Lough	2004-06	24	25	383	2	15.3	45	1.0	16.0												
47.	Lee Barney	1982-83	17	17	378	3	22.2	48	1.0	22.2												
48.	Tom Wilson	1996-98	19	28	374	1	13.4	36	1.5	19.7												
	Ryan Bartizal	2009-12	40	27	374	4	13.9	48	0.7	9.4												
50.	John Moore	1981-83	22	18	369	6	20.5	49	0.8	16.8												
51.	Rodney Thompson	1987-89	22	30	368	1	12.3	25	1.4	16.7												
52.	Andrew Grant	2001-04	19	29	364	1	12.6	59	1.5	19.2												
53.	Brian Hamlin	1994-97	37	30	340	3	11.3	62	0.8	9.2												
54.	Joe Magorien	1997-00	34	44	337	3	7.7	50	1.3	9.9												
55.	Kirk Campbell	2004-08	31	23	333	1	14.5	26	0.7	10.7												
56.	Bill Daugherty	1987-88	19	23	331	0	14.4	52	1.2	17.4												
57.	Darryl Lewis	1984-87	32	25	325	2	13.0	37	0.8	10.2												
58.	Mike Guffey	1998-01	24	31	324	3	10.5	41	1.3	13.5												



Ed Bailey  
1997-00

## TOP 50 KICKOFF RETURNERS

RK	NAME	YRS	NO	YDS	AVG	TD	LG
1.	Theo Hall	2005-08	79	1901	24.1	0	64
2.	Brian Haberstock	1987-90	55	1138	20.7	1	100
3.	Andrew Bailey	2008-10	43	1057	24.6	1	93
4.	Scott Goring	1984-87	51	1049	20.6	1	85
5.	Ben Bluemle	2002-05	48	1040	21.7	0	45
6.	Tom Pastore	1990-92	44	1037	23.6	0	75
7.	Ed Bailey	1997-00	40	880	22.0	1	91
8.	Trevor Kennedy	2008-11	31	729	23.5	1	90
9.	Richard Stokes	2005-08	34	715	21.0	0	44
10.	Justin Adams	2001-04	34	666	19.6	0	76
11.	Todd Siple	1981-84	35	662	18.9	0	32
12.	Greg Mitchell	1985-87	27	601	22.3	1	82
13.	Paris Bruner	2009-12	18	558	31.0	2	97
14.	Pat Robb	1994-96	25	525	21.0	0	60
15.	L.J. Stevens	2009-12	22	515	23.4	1	83
16.	Bryan Milligan	1991-93	23	507	22.0	1	79
17.	David Lough	2004-06	20	478	23.9	0	34
18.	Craig Joseph	2000-02	23	449	19.5	0	39
19.	Al Blevins	1981-84	17	440	25.9	0	39
20.	Mario Tullis	2002-05	23	436	19.0	0	40
21.	Marcus Patton	2002-04	27	410	15.2	0	51
22.	Andrew Grant	2001-04	24	390	16.2	0	31
23.	Rob Keefe	2000-03	20	383	19.1	0	42
24.	Justin Siemon	1997-00	22	381	17.3	0	39
25.	Richie Sanders	2011-13	14	357	25.5	0	59
	Terrence Coon	2010	16	357	22.3	0	46
27.	Tom Bender	1994-96	15	330	22.0	0	33
28.	Phil Provenzano	2000-02	22	329	15.0	0	34
29.	Ben Jennings	2006-09	19	300	15.8	0	28
30.	Aaron Haynes	2005-08	14	279	19.9	0	40
31.	Kris Hudnall	1996-97	14	268	19.1	0	35
32.	Brian Burton	1993-94	15	240	16.0	0	36
33.	Jeff Andres	1993-96	10	221	22.1	0	58
34.	Sam Carroll	1989	11	218	19.8	0	38
35.	Marcus Snipes	2013	7	216	30.9	0	44
36.	Faheem Williams	1999-02	11	215	19.5	0	47
37.	Craig Woodard	1992-95	10	207	20.7	0	33
38.	Willie Edmondson	2002	10	183	18.3	0	28
39.	Vladmir Rock	2010-13	11	174	15.8	0	30
40.	John Moore	1981-83	8	159	19.9	0	33
41.	Joe Liotta	1995-97	10	141	14.1	0	23
42.	Tom Hemer	1988-90	10	139	13.9	0	26
43.	John Loshelder	1982-85	8	138	17.2	0	31
44.	Jeff Wohlhueter	1988-91	7	133	19.0	1	52
45.	Chris Witte	1990	6	124	20.7	0	38
46.	Craig Zonna	1981-85	6	115	19.2	0	41
47.	Drew Robinson	2013-pres	5	114	22.8	0	29
48.	Mike Allen	1981-84	6	110	18.3	0	36
49.	Simon Arias	2001-05	8	106	13.2	0	25
50.	Kahari Hicks	1994-95	6	94	15.7	0	25
	Devyn Woods	2011-12	3	94	31.3	0	49



Trevor Kennedy  
2008-11

## TOP 50 PUNT RETURNERS


RK	NAME	YRS	NO	YDS	AVG	TD	LG
1.	Trevor Kennedy	2008-11	44	676	15.4	2	79
2.	Rob Keefe	2000-03	70	643	9.2	2	76
3.	Jeff Andres	1993-96	62	485	7.8	1	69
4.	Ben Bluemle	2002-05	39	441	11.3	3	79
5.	Scott Goring	1984-87	40	426	10.6	1	68
6.	Aaron Haynes	2005-08	25	259	10.4	1	67
7.	Todd Siple	1981-84	36	240	6.7	0	17
8.	Tom Pastore	1990-92	34	212	6.2	0	17
9.	Jeff Wohlhueter	1988-91	29	185	6.4	0	26
10.	Justin Siemon	1997-00	20	165	8.2	0	30
11.	Cody George	1999-01	18	152	8.4	0	47
12.	L.J. Stevens	2009-12	16	146	9.1	0	49
13.	Craig Zonna	1981-85	15	145	9.7	1	35
14.	Al Blevins	1981-84	19	141	7.4	0	24
15.	David Lough	2004-06	10	131	13.1	0	50
16.	Tom Palmer	1996-00	21	113	5.4	0	16
17.	Ed Bailey	1997-00	6	89	14.8	0	34
18.	Marcus Patton	2002-04	2	76	38.0	1	42
19.	John Loshelder	1982-85	11	70	6.4	0	28
20.	Paris Bruner	2009-12	13	65	5.0	0	18
21.	Greg Mitchell	1985-87	12	64	5.3	0	17
22.	Marcus Snipes	2013	3	63	21.0	0	45
23.	Dorian Stevens	2013-pres	8	60	7.5	0	24
24.	Garrett Patty	1997-01	3	55	18.3	0	36
25.	Brad Rzyczyci	1991-94	2	54	27.0	0	31
26.	Donnie DiCarlo	1988	8	53	6.6	0	16
27.	Brian Haberstock	1987-90	9	47	5.2	0	11
28.	Joe Liotta	1995-97	17	43	2.5	0	9
29.	Brian Burton	1993-94	0	42	0.0	1	42
30.	John Moore	1981-83	6	40	6.7	0	10
31.	Ian Wild	2008-11	2	35	17.5	0	20
	Theo Hall	2005-08	3	35	11.7	0	13
33.	Mike Tighe	1981-82	4	34	8.5	0	18
34.	Richard Stokes	2005-08	3	30	10.0	0	14
35.	Dayne Bailey	1992	3	28	9.3	0	18
36.	Pete Desocia	1993	2	27	13.5	0	15
37.	Tom Wilson	1996-98	2	24	12.0	0	15
	Vladmir Rock	2010-13	2	24	12.0	0	14
39.	Scott Kelly	1982-86	1	23	23.0	1	23
40.	Aunre' Davis	2012-13	2	23	11.5	0	21
41.	Garrett Kensity	2007-10	4	20	5.0	0	14
42.	Julius McCormick	2006-10	2	19	9.5	0	14
43.	Mark Petrasek	1981-84	2	18	9.0	0	13
	Don Bernatowicz	1993	5	18	3.6	0	6
	T.J. Latimer	2011-pres	1	18	18.0	0	18
46.	Doug Brinkley	1994-98	1	17	17.0	0	17
	Rocky Cosby	1985-86	3	17	5.7	0	12
	Bryan Milligan	1991-93	4	17	4.2	0	11
	Kevin Williams	2008-11	0	17	0.0	1	17
50.	Tim Latimer	1981-84	1	16	16.0	0	16




Theo Hall  
2005-08

## TOP 100 ALL-PURPOSE YARD LEADERS


RK	NAME	YRS	GP	RUSH	RCV	PR	KR	IR	TOTAL	AVG/GM
1.	Richard Stokes	2005-08	42	3381	618	30	715	0	4744	113.0
2.	Trevor Kennedy	2008-11	36	86	2758	676	729	0	4249	118.0
3.	Ed Bailey	1997-00	37	74	2983	89	880	0	4026	108.8
4.	Scott Gorring	1984-87	35	3	1780	426	1049	0	3258	93.1
5.	Craig Woodard	1992-95	33	2315	418	0	207	0	2940	89.1
6.	Justin Stemon	1997-00	33	2	2225	165	381	0	2773	84.0
7.	Brian Haberstock	1987-90	29	1271	249	47	1138	0	2705	93.3
8.	Justin Gibson	1996-00	41	1801	749	0	0	0	2550	62.2
9.	<b>Brandon Brown-Dukes</b>	<b>2012-pres</b>	<b>21</b>	<b>2303</b>	<b>95</b>	<b>0</b>	<b>43</b>	<b>0</b>	<b>2441</b>	<b>116.2</b>
10.	Justin Adams	2001-04	38	1462	214	0	666	0	2342	61.6
11.	Tim Ruth	1982-85	30	2205	72	0	12	0	2289	76.3
12.	Paris Bruner	2009-12	45	23	1628	65	558	0	2274	50.5
13.	Allen Jones II	2011-13	31	2137	87	0	0	0	2224	71.7
14.	Theo Hall	2005-08	42	0	0	35	1901	243	2179	51.9
15.	Gerald Anderson	2007-10	36	1915	163	0	30	0	2108	58.6
16.	Ben Jennings	2006-09	42	1483	143	8	300	0	1934	46.0
17.	Jeff Thiel	2001-04	42	0	1910	0	22	0	1932	46.0
18.	Faheem Williams	1999-02	36	586	1055	0	215	0	1856	51.6
19.	Brian Hamlin	1994-97	37	1467	340	0	0	0	1807	48.8
20.	Craig Zonna	1981-85	35	293	1218	145	115	0	1771	50.6
21.	Jeff Andres	1993-96	27	66	978	485	221	0	1750	64.8
22.	Phil Provenzano	2000-02	29	988	428	0	329	0	1745	60.2
23.	Tom Pastore	1990-92	20	181	296	212	1037	0	1726	86.3
24.	Matt Golga	1993-96	34	1669	0	0	0	0	1669	49.1
25.	Ben Bluemle	2002-05	39	36	2	441	1040	113	1632	41.8
26.	Aaron Haynes	2005-08	35	85	926	259	279	0	1549	44.3
27.	Tim Brediger	1994-98	32	-9	1481	0	4	0	1476	46.1
28.	John Moore	1981-83	22	860	369	40	159	0	1428	64.9
29.	Richie Sanders	2011-13	16	843	210	8	357	0	1418	88.6
30.	Josh Szeluga	2005-09	41	0	1391	0	25	0	1416	34.5
31.	Al Blevins	1981-84	34	528	267	141	440	0	1376	40.5
32.	John Loshelder	1982-85	35	993	173	70	138	0	1374	39.3
33.	Darryl Lewis	1984-87	32	1029	325	0	0	0	1354	42.3
34.	Todd Siple	1981-84	33	294	141	240	662	0	1337	40.5
35.	Todd Melfi	1992-95	28	0	1283	1	0	0	1284	45.9
36.	Terrence Coon	2010	13	9	885	0	357	0	1251	96.2
37.	Andrew Bailey	2008-10	17	162	-1	2	1057	0	1220	71.8
38.	Jeff Andrejchak	1987-89	28	713	387	4	44	0	1148	41.0
39.	Calvin Kelly	2004-05	21	-6	1145	0	0	0	1139	54.2
40.	Rob Keefe	2000-03	40	24	0	643	383	78	1128	28.2
41.	Dave Stallard	2005-08	37	510	607	0	9	0	1126	30.4
42.	Greg Mitchell	1985-87	30	0	402	64	601	57	1124	37.5
43.	Lou Konyha	1985-87	20	965	140	0	0	0	1105	55.2
44.	David Lough	2004-06	24	82	383	131	478	0	1074	44.8
45.	Tom Hemer	1988-90	24	23	908	0	139	0	1070	44.6
46.	Shea Berkley	1993-94	17	938	101	0	0	0	1039	61.1
47.	Joe Magorien	1997-00	34	655	337	0	7	0	999	29.4
48.	Brad Thompson	2000-03	38	-7	982	0	0	0	975	25.7
49.	Brian Rostek	1984-87	31	952	0	0	0	0	952	30.7
50.	Brandon Hill	2003-07	32	10	888	0	0	0	898	28.1
51.	Craig Galovich	1985-88	30	460	425	0	10	0	895	29.8



**Craig Woodard**  
1992-95



**Allen Jones II**  
2011-13



**Scott Gorring**  
1984-87



## TOP 100 ALL-PURPOSE YARD LEADERS (CONTINUED)

RK	NAME	YRS	GP	RUSH	RCV	PR	KR	IR	TOTAL	AVG/GM
52.	Tim Siemon	1999-02	29	30	859	0	0	0	889	30.7
53.	Andrew Grant	2001-04	19	131	364	0	390	0	885	46.6
54.	Marcus Patton	2002-04	27	356	38	76	410	0	880	32.6
55.	Mario Tullis	2002-05	35	0	427	0	436	0	863	24.7
56.	Ed Ricci	1982-85	36	854	0	0	0	0	854	23.7
57.	Craig Joseph	2000-02	22	299	94	0	449	0	842	38.3
58.	Byron Curry	1997-00	30	0	822	0	0	0	822	27.4
59.	Bill Prencipe	1984-86	29	759	5	0	39	0	803	27.7
60.	Devyn Woods	2011-12	14	24	682	0	94	0	800	57.1
61.	Mark Watson	2002-06	40	51	679	-2	0	0	728	18.2
62.	Greg Haski	1985-88	24	717	0	0	0	0	717	29.9
63.	Pat Ott	1988-92	19	647	65	0	0	0	712	37.5
64.	Max Khuri	2006-09	32	8	694	0	0	0	702	21.9
65.	L.J. Stevens	2009-12	43	0	0	146	515	25	686	16.0
66.	Justin Everett	1993-96	26	570	35	13	49	0	667	25.7
67.	John Egbert	2002-05	27	0	666	0	0	0	666	24.7
68.	Joe Liotta	1995-97	19	0	471	43	141	0	655	34.5
69.	Dan Schuler	2003-06	36	0	637	0	0	0	637	17.7
70.	Chris Soltis	1990-92	17	559	52	0	8	0	619	36.4
71.	Jeff Groene	2010-13	42	18	560	0	31	0	609	14.5
72.	Pat Robb	1994-96	10	45	19	0	525	0	589	58.9
	Ted Wilson	1988-90	22	526	63	0	0	0	589	26.8
74.	Greg Dore	1998-00	24	163	415	0	0	0	578	24.1
75.	Matt Kissell	1996-99	29	563	5	0	0	0	568	19.6
76.	Ed Hess	1988-89	18	424	114	0	16	0	554	30.8
	Bryan Milligan	1991-93	18	-8	0	17	507	38	554	30.8
	Armand Rocco	1988-91	25	487	50	0	17	0	554	22.2
79.	Mark Dukovich	1988-90	24	0	546	0	0	0	546	22.8
80.	Jeff Jones	1981-82	16	545	0	0	0	0	545	34.1
81.	Ron Bryant	1987-89	24	543	0	0	0	0	543	22.6
	R.J. Miller	2010-pres	35	7	528	0	8	0	543	15.5
83.	Jeff Wohlhueter	1988-91	19	5	208	185	133	0	531	27.9
84.	Rocky Cosby	1985-86	17	160	318	17	0	0	495	29.1
85.	Jaquan Williams	2013-pres	11	0	493	0	0	0	493	44.8
86.	Matt Smith	2004-06	25	383	91	0	0	0	474	19.0
87.	Frank Ziegler	2003-07	30	0	468	3	0	0	471	15.7
88.	Marcus Snipes	2013	8	0	187	63	216	0	466	58.2
89.	Kris Hudnall	1996-97	11	134	49	0	268	0	451	41.0
90.	Jason Hillegas	1990-93	22	416	32	0	0	0	448	20.4
91.	Jon Tarrant	1989-91	22	376	54	0	0	0	430	19.5
92.	Tom Wilson	1996-98	19	0	374	24	29	0	427	22.5
93.	Mike Allen	1981-84	26	0	302	9	110	0	421	16.2
	Jeff Nowling	2002-06	36	-27	448	0	0	0	421	11.7
95.	Mike Milanovich	1997-99	19	0	419	0	0	0	419	22.1
96.	Cody George	1999-01	21	0	260	152	0	0	412	19.6
97.	Brian Wiles	1989-91	17	0	405	0	5	0	410	24.1
98.	Donnie DiCarlo	1988	8	225	51	53	73	0	402	50.2
99.	Vladmir Rock	2010-13	41	16	187	24	174	0	401	9.8
100.	Ricky Mathews	2010-13	36	271	45	0	78	0	394	10.9



*Tim Ruth*  
1982-85



*John Moore*  
1981-83



*Justin Gibson*  
1996-00

## TOP 50 SCORING LEADERS

RK	NAME	YRS	TD	RUSH	RCV	RET	PAT	2PT	FG	SAF	PTS
1.	Steven Wakefield	2010-13	0	0	0	0	164	0	38	0	278
2.	Richard Stokes	2005-08	40	37	3	0	0	1	0	0	242
3.	Justin Gibson	1996-00	36	30	6	0	0	0	0	0	216
4.	Trevor Kennedy	2008-11	31	0	28	3	0	1	0	0	188
5.	Ed Bailey	1997-00	29	0	28	1	0	0	0	0	174
6.	Tim Ruth	1982-85	28	28	0	0	0	0	0	0	168
7.	Phil Scanlon	2002-06	0	0	0	0	96	0	23	0	165
8.	<b>Brandon Brown-Dukes</b>	<b>2012-pres</b>	<b>24</b>	<b>24</b>	<b>0</b>	<b>0</b>	<b>0</b>	<b>0</b>	<b>0</b>	<b>0</b>	<b>144</b>
9.	Eric Wicks	1994-97	0	0	0	0	63	0	20	0	123
10.	John Moore	1981-83	19	13	6	0	0	4	0	0	122
11.	Allen Jones II	2011-pres	20	19	1	0	0	0	0	0	120
12.	Matt Golga	1993-96	19	19	0	0	0	0	0	0	114
	Craig Woodard	1992-95	19	17	2	0	0	0	0	0	114
14.	Brian Rostek	1984-87	18	18	0	0	0	1	0	0	110
15.	George Paydock	1991-94	0	0	0	0	61	0	16	0	109
16.	Vinny Repucci	1999-02	0	0	0	0	50	0	19	0	107
	Tim Wilkins	1983-86	1	0	1	0	77	0	8	0	107
18.	Justin Adams	2001-04	17	17	0	0	0	1	0	0	104
	Vinnie Corasaniti	1997-00	0	0	0	0	68	0	12	0	104
20.	Gerald Anderson	2007-10	17	14	3	0	0	0	0	0	102
21.	Chris Ryan	2005-08	0	0	0	0	74	0	9	0	101
22.	Josh Szeluga	2005-09	16	0	16	0	0	1	0	0	98
23.	Lou Konyha	1985-87	16	16	0	0	0	0	0	0	96
	Justin Siemon	1997-00	16	0	16	0	0	0	0	0	96
25.	Jeff Andrejchak	1987-89	15	13	2	0	0	0	0	0	90
	Brian Haberstock	1987-90	15	12	2	1	0	0	0	0	90
27.	Scott Gorring	1984-87	14	0	12	2	2	0	1	0	89
28.	John Loshelder	1982-85	14	13	1	0	0	0	0	0	84
29.	Ben Jennings	2006-09	13	12	0	1	0	0	0	0	78
	Darryl Lewis	1984-87	13	11	2	0	0	0	0	0	78
	Dave Stallard	2005-08	13	8	5	0	0	0	0	0	78
32.	Rick Yarosz	1986-89	0	0	0	0	57	0	5	0	72
33.	Brian Hamlin	1994-97	11	8	3	0	0	0	0	0	66
	Bill Principe	1984-86	11	11	0	0	0	0	0	0	66
	Ed Ricci	1982-85	11	11	0	0	0	0	0	0	66
36.	Craig Zonna	1981-85	10	0	9	1	0	1	0	0	62
37.	Tim Brediger	1995-98	10	0	10	0	0	0	0	0	60
	Matt Kissell	1996-99	10	9	1	0	0	0	0	0	60
	Phil Provenzano	2000-02	10	5	5	0	0	0	0	0	60
	Todd Siple	1981-84	10	9	1	0	0	0	0	0	60
	Jeff Groene	2010-13	10	1	9	0	0	0	0	0	60
	Richie Sanders	2011-13	10	9	1	0	0	0	0	0	60
43.	Tom Hemer	1988-90	9	0	9	0	0	1	0	0	56
	Devyn Woods	2011-12	9	0	9	0	0	1	0	0	56
45.	Jeff Andres	1993-96	9	1	7	1	0	0	0	0	54
	Joe Magorien	1997-00	9	6	3	0	0	0	0	0	54
	Jeff Nowling	2002-06	9	5	4	0	0	0	0	0	54
	Brad Thompson	2000-03	9	0	9	0	0	0	0	0	54
49.	Matthew Dellana	1986-89	0	0	0	0	34	0	6	0	52
50.	Aaron Haynes	2005-08	8	1	6	1	0	1	0	0	50

# RECORD BOOK




## TOP 200 ALL-TIME TACKLERS

RK	NAME	YRS	GP	UA	A	TOT	RK	NAME	YRS	GP	UA	A	TOT	RK	NAME	YRS	GP	UA	A	TOT
1.	Scott Platz	1997-00	38	162	221	383	80.	Shane Lemons	1996-00	29	40	75	115	157.	Jeff Merlino	1990-91	8	26	24	50
2.	Don Gibbon	1982-85	37	101	261	362	81.	Brandon Bynum	1995-96	19	67	45	112	158.	Owen Evans	2002-06	41	22	28	50
3.	Greg Latimer	1984-88	41	114	225	339	82.	Fred Hale	2007-10	46	67	44	111	159.	Justin Stefanick	1999-02	32	25	24	49
4.	Jimmy Kokrak	2004-08	41	144	190	334	83.	Mike McQuillan	2000-03	31	56	55	111		Jason Kerestes	2000-04	31	21	28	49
5.	Jason Myers	1990-94	34	158	163	321	84.	Pete Snavelly	2001-04	33	61	48	109		Charles Brown	1997-00	30	17	32	49
6.	Brian Smith	2001-04	42	209	108	317	85.	Glenn Novak	1989-92	29	57	51	108	162.	Bryan Milligan	1991-93	18	29	18	47
7.	Tim Latimer	1981-84	34	53	260	313		Scott Chase	1989-91	25	53	55	108	163.	Brad Weisenseel	2009-12	35	24	22	46
8.	Ian Wild	2008-11	42	190	114	304	87.	Chad Fout	1999-01	30	46	62	108		Jason Maier	1997	9	14	32	46
	Mike Hanes	1981-85	34	55	249	304		Mike Krahe	2001-04	39	61	45	106	165.	Charles Hutchins	2003-06	22	33	11	44
10.	Bryan Boyce	2005-10	42	170	132	302	88.	Tim Smith	2000-02	24	52	54	106		Christopher Clegg	2008-09	22	25	19	44
11.	Ben Bluemle	2002-05	39	185	99	284	89.	Jim Falvo	1989-91	18	54	50	104	167.	Demond McDonald	2006-09	20	22	21	43
12.	Tom Palmer	1996-00	46	158	118	276		<b>Colin Kimball</b>	<b>2011-pres</b>	<b>32</b>	<b>77</b>	<b>27</b>	<b>104</b>		Rodney Evans	1988	9	13	30	43
13.	Tim Herbener	2006-10	41	147	117	264	91.	Scott Kelly	1982-86	47	56	47	103		Eric Kostic	1985-87	23	10	33	43
14.	Garrett Patty	1997-01	42	154	103	257		Todd Piendel	1987-89	25	39	64	103	170.	Roger McClinton	2004-06	23	25	17	42
15.	Ike Morrison	1999-02	41	140	116	256		R. Scott Kelly	1984-86	29	23	80	103	171.	P.J. O'Connor	2007-09	22	25	16	41
16.	Charlie Gleisner	2005-09	36	101	154	255		<b>Michael Foster</b>	<b>2010-pres</b>	<b>32</b>	<b>67</b>	<b>35</b>	<b>102</b>	172.	Jason Stefanick	2001-02	20	27	12	39
17.	Bryant Kimball	2008-11	46	120	132	252	95.	Bob Eastman	1995-98	24	32	69	101		Chad Martin	1993-94	15	24	15	39
18.	Dave Scarsella	1981-84	34	68	180	248	96.	Aaron McGee	2011-12	22	41	59	100	174.	Marcus Patton	2002-04	27	23	15	38
19.	Keith Swanson	1994-98	40	113	129	242	97.	Al Craig	1988-89	18	48	50	98	175.	Mike Foss	1991-92	15	21	17	38
20.	John Langer	1991-94	35	127	107	234		Bryan Kelly	2004-07	38	46	52	98	176.	Tim Alesnik	1989-90	18	12	25	37
21.	James Sherrod	1981-84	34	72	149	221		Bob Brickley	1996-98	26	25	73	98		Ricky Mathews	2010-13	36	25	12	37
22.	Tim Bednarski	1995-99	40	104	115	219	100.	William Shealey	2001-04	35	76	21	97	178.	Justin Adams	2001-04	38	28	8	36
23.	Zac Wild	2004-08	42	90	121	211		Brock Lindsey	1997-99	23	47	50	97		Andrew Bukta	2007-11	30	16	20	36
24.	Doug Brinkley	1994-98	29	103	104	207		Jason Staley	2002-05	40	38	59	97		<b>T.J. Latimer</b>	<b>2012-pres</b>	<b>21</b>	<b>21</b>	<b>15</b>	<b>36</b>
25.	Rick Andrejchak	1985-88	34	82	123	205	103.	Brandon Zangaro	2002-05	40	61	34	95	181.	Bryan Paulozzi	2000-02	23	18	17	35
	Dustin Galich	2010-13	41	95	110	205		Ed Regovich	1993-95	14	46	49	95		Dave Seyboldt	1991-93	8	18	17	35
27.	Simon Arias	2001-05	41	115	89	204	105.	Mike Paris	1982-86	25	44	50	94		Louis Mass	1982-83	18	9	26	35
28.	Bob Bandish	1990-92	25	103	97	200		Niko Otto	2011-13	21	45	49	94	184.	Tom Bender	1994-96	12	18	16	34
29.	Lou D'Ambrosio	1996-99	37	76	121	197	107.	Matt Dubowski	2000-03	37	43	47	90		Bob Morrison	1988-90	16	10	24	34
30.	Kevin Williams	2008-11	38	99	94	193	108.	<b>Garrett Wild</b>	<b>2011-pres</b>	<b>33</b>	<b>48</b>	<b>40</b>	<b>88</b>		Dave Gregor	1981	7	7	27	34
31.	Doug Kamer	1986-88	29	58	131	189	109.	Jason Dossi	1993-96	24	52	34	86	187.	Ross Bandiera	1999-02	38	20	13	33
32.	Theo Hall	2005-08	42	121	66	187	110.	Mike Brown	2009-13	45	45	40	85		Freddie Banks	2006	10	17	16	33
	Vaughn Jones	1987-89	28	78	109	187	111.	Tom Grebner	1994-97	19	31	53	84	189.	Tim O'Mara	1990-92	9	14	18	32
34.	Paul Smith	1986-88	29	87	91	178	112.	Ryan Taylor	2006-10	40	46	37	83		Nick Simon	2005	9	12	20	32
35.	Bob Nies	1981-84	33	63	113	176		Matt Hyland	2010-13	33	31	52	83		Chris Browning	1983	9	11	21	32
36.	Julius McCormick	2006-10	46	111	56	167	114.	Scott Mackar	1999-02	38	52	30	82		Phil Agnello	1981-82	16	8	24	32
37.	Rob Keefe	2000-03	40	127	39	166	115.	Mark Burrelli	1983-86	36	15	66	81		Vladmir Rock	2010-13	41	21	11	32
38.	Jon Gerarde	1981-84	34	60	105	165		<b>Keith Polson</b>	<b>2011-pres</b>	<b>20</b>	<b>50</b>	<b>31</b>	<b>81</b>	194.	Mike Palmer	1995-96	10	21	10	31
39.	Paul Mocho	1985-89	27	55	109	164	117.	Grant Meczka	2002-06	35	38	42	80		<b>Curtis Hansford</b>	<b>2011-pres</b>	<b>27</b>	<b>12</b>	<b>19</b>	<b>31</b>
40.	Felix Mackey	1989-92	31	78	85	163	118.	Frank Figliano	1994-97	25	43	36	79	196.	Greg Mitchell	1985-87	30	20	10	30
41.	Chris Schreiber	1991-93	26	92	70	162	119.	Jim Reed	1987-89	26	28	50	78		Rich Sferra	1984-87	21	15	15	30
	Jim Sturm	1981-84	34	60	102	162	120.	Scott Benzel	1994-96	16	48	28	76		Tom Gault	1990	6	8	22	30
43.	Jim Zank	1983-86	28	77	84	161	121.	Linnell Robinson	2008-12	40	57	18	75		Bobby Haraczy	2011-13	21	12	17	29
44.	Mark Sammartino	1987-89	28	69	91	160	122.	Pat Klingensmith	1992-95	16	42	32	74	200.	Sam Carroll	1989	9	14	14	28
45.	Mark Petrasek	1981-84	34	57	101	158	123.	Brandon Harper	2007-10	32	45	28	73		Rich Uram	1983-85	24	14	14	28
	Jerry Spetz	1981-84	34	47	111	158		Dave Parilla	1989-91	25	35	38	73		Troy Turk	1991-92	9	11	17	28
47.	Jason Dapra	1988-90	26	54	102	156		Serge Augustin	2008-13	34	37	36	73							
48.	Chad Marrison	1991-94	28	77	77	154	126.	Casey Williams	1998-01	28	48	23	71							
	Fred Galovich	1986-88	18	45	109	154		Shawn Hamlin	1994-96	22	45	26	71							
50.	Terrence Patrick	2001-04	39	95	57	152	128.	Jeremy McCoy	1993-94	18	36	34	70							
	Kevin Brubaker	1996-99	30	45	107	152	129.	Dave Fauth	1991-94	15	39	30	69							
52.	Jay Connizzo	1992-95	35	91	60	151		Jack Stover	1994-97	21	37	32	69							
53.	Brian Borom	1981-83	25	37	112	149	131.	Jason Mellors	1991-92	16	34	33	67							
	Dave Curtis	1981-82	16	23	126	149	132.	Brian Burton	1993-94	17	41	25	66							
55.	Rob Taylor	1992-95	28	88	60	148		Kevin Sheridan	2002-04	28	31	35	66							
56.	Dan Kruper	2008-11	40	83	64	147		Chris Victor	1999-01	22	28	38	66							
57.	Craig Moone	2004-07	32	65	77	142		<b>Deonte Huggins</b>	<b>2010-pres</b>	<b>32</b>	<b>44</b>	<b>22</b>	<b>66</b>							
58.	Chris Primavere	1991-95	33	89	52	141	136.	Neil Harris	2003-04	22	49	16	65							
59.	Adam Brown	2005-09	39	58	81	139		Bill McGahee	1998-00	29	30	35	65							
60.	Jeff Monreal	1992-95	29	74	64	138		Chris Arrivielo	1989	9	30	35	65							
61.	Chris Ellis	1983-87	48	60	77	137	139.	Alex Trouten	2008-10	34	26	37	63							
62.	Nick Jackson	2010-12	34	60	76	136		Mike McCarthy	1986-87	20	26	37	63							
63.	Grant Marshman	2002-05	34	77	54	131		<b>Joe Dever</b>	<b>2012-pres</b>	<b>20</b>	<b>46</b>	<b>17</b>	<b>63</b>							
64.	<b>Pat Behm</b>	<b>2010-pres</b>	<b>33</b>	<b>78</b>	<b>52</b>	<b>130</b>	142.	Dave Stallard	2005-08	37	20	42	62							
65.	L.J. Stevens	2009-12	43	73	55	128	143.	Doug Kubiak	1989-90	15	24	36	60							
66.	Brad Rzczycki	1991-94	28	69	58	127	144.	Richie Phillips	1999-01	24	37	20	57							
	Perry Wheeler	1987-90	37	35	92	127		Shawn Daniels	2007-10	10	29	28	57							
68.	Steve Hill	1996-00	29	79	47	126	146.	Stew Myers	2007-09	25	31	25	56							
	Ed Kriausky	1982-85	37	33	93	126	147.	Jeff McShane	1981-82	16	18	37	55							
70.	Frank Pappano	1999-02	34	73	50	123	148.	Paul Berlin	1984-87	36	29	24	53							
71.	Tony Montini	1999-01	27	53	68	121		Tom Langworthy	2000-03	40	29	24	53							
72.	Aaron Parks	2003-07	31	64	56	120		Todd Wingate	2011-12	17	30	23	53							
	Mike Jenkins	1984-87	38	32	88	120		Aunre' Davis	2012-13	17	41	12	53							
74.	Mike Cikra	2001-04	31	72	45	117	152.	Kevin McAteer	1986-88	29	30	22	52							
	Paul Maleski	1993-96	20	54	63	117	153.	Tony Chillemi	1993-94	14	27	24	51							
76.	Joe Pasquerell	1990-92	18	58	58	116														

## TACKLES FOR LOSS

RK	NAME	YRS	GP	TFL
1.	Mike Hanes	1981-85	34	50.0
2.	Scott Platz	1997-00	38	46.0
3.	Bryan Boyce	2005-10	42	44.5
4.	Zac Wild	2004-08	42	39.0
	Jim Zank	1984-86	28	39.0
6.	Tim Herbener	2006-10	41	38.0
7.	Terrence Patrick	2001-04	39	36.0
	James Sherrod	1981-84	34	36.0
9.	Dustin Galich	2010-13	41	35.0
10.	Dan Kruper	2008-11	40	34.5
11.	Keith Swanson	1994-98	40	31.0
12.	Brian Smith	2001-04	42	30.5
	Ian Wild	2008-11	42	30.5
14.	Fred Hale	2007-10	46	30.0
	Ike Morrison	1999-02	41	30.0
	Mark Petrasek	1981-84	34	30.0
17.	Brian Borom	1981-83	25	29.0
	Jerry Spetz	1981-84	34	29.0
19.	Tom Palmer	1996-00	46	26.0
	Dave Scarsella	1981-84	34	26.0
21.	Jimmy Kokrak	2004-08	41	25.5
22.	Serge Augustin	2008-13	34	24.5
23.	Rick Andrejchak	1985-88	34	24.0
	John Langer	1991-94	35	24.0
25.	Bob Bandish	1990-92	25	23.0
	Kevin Brubaker	1996-99	30	23.0
	Garrett Patty	1997-01	42	23.0
28.	Mike Krahe	2001-04	39	22.0
	Shane Lemons	1996-00	29	22.0
30.	Doug Kamer	1986-88	29	19.0
31.	Paul Berlin	1984-87	36	18.0
	Kevin Williams	2008-11	38	18.0
33.	Mike McQuillan	2000-03	31	17.5
34.	Lou D'Ambrosio	1996-99	37	17.0
35.	Ben Bluemle	2002-05	39	16.0
	Greg Latimer	1984-88	41	16.0
	Jason Myers	1990-94	34	16.0
38.	Mike Cikra	2001-04	31	15.5
39.	Simon Arias	2001-05	41	15.0
	Jay Connizzo	1992-95	35	15.0
	Tim Latimer	1981-84	34	15.0
42.	Aaron Parks	2003-07	31	14.5
43.	Matt Dubowski	2000-03	37	14.0
	Matt Hyland	2010-13	33	14.0
	Mark Sammartino	1987-89	28	14.0
46.	Charlie Gleisner	2005-09	36	13.5
47.	Chad Fout	1999-01	30	12.5
48.	Brad Miller	1996-99	27	12.0
49.	Bryan Kelly	2004-07	38	11.5
	Stew Myers	2007-09	25	11.5
	Brad Weisenseel	2009-12	35	11.5
	L.J. Stevens	2009-12	43	11.5
53.	Tim Bednarski	1995-99	40	11.0
	Bob Brickley	1996-98	26	11.0
	Nick Jackson	2010-12	34	11.0
56.	Grant Meczka	2002-06	35	10.5
57.	Mark Burrell	1983-86	36	10.0
	Scott Chase	1989-91	25	10.0
	Don Gibbon	1982-85	37	10.0
	R. Scott Kelly	1984-86	29	10.0
	Mike McCarthy	1986-87	20	10.0
	Paul Mocho	1985-89	27	10.0
	Chris Primavere	1991-95	33	10.0
	Rob Taylor	1992-95	28	10.0
	Joe Dever	2012-pres	20	10.0

## SACKS



**Jim Zank**  
1984-86

RK	NAME	YRS	GP	SACKS
1.	Jim Zank	1984-86	28	21.0
2.	Bryan Boyce	2005-10	42	20.0
3.	Mike Hanes	1981-85	34	18.0
	Mark Petrasek	1981-84	34	18.0
5.	Zac Wild	2004-08	42	17.5
6.	Dan Kruper	2008-11	40	17.0
	Terrence Patrick	2001-04	39	17.0
8.	Bob Bandish	1990-92	25	16.0
	John Langer	1991-94	35	16.0
	Jerry Spetz	1981-84	34	16.0
11.	Mark Sammartino	1987-89	28	14.5
12.	James Sherrod	1981-84	34	14.0
13.	Serge Augustin	2008-13	34	13.5
	Dustin Galich	2010-13	41	13.5
15.	Fred Hale	2007-10	46	13.0
	Dave Scarsella	1981-84	34	13.0
17.	Rick Andrejchak	1985-88	34	12.5
	Kevin Brubaker	1996-99	30	12.5
19.	Doug Kamer	1986-88	29	11.0
20.	Lou D'Ambrosio	1996-99	37	10.5
	Jimmy Kokrak	2004-08	41	10.5
	Ian Wild	2008-11	42	10.5
23.	Mike Krahe	2001-04	39	10.0
24.	Paul Smith	1986-88	29	9.5
25.	Scott Chase	1989-91	25	9.0
	Tim Herbener	2006-10	41	9.0
	Chris Primavere	1991-95	33	9.0
28.	Frank Figliano	1994-97	25	8.0
29.	Paul Berlin	1984-87	36	7.5
	Ike Morrison	1999-02	41	7.5
31.	Brian Borom	1981-83	25	7.0
	Bob Brickley	1996-98	26	7.0
	Todd Piendel	1987-89	25	7.0
	Scott Platz	1997-00	38	7.0
	Keith Swanson	1994-98	40	7.0
36.	Mike Cikra	2001-04	31	6.5
	Mike McQuillan	2000-03	31	6.5
	Matt Hyland	2010-13	22	6.5
39.	Tim Bednarski	1995-99	40	6.0
	Shane Lemons	1996-00	29	6.0
	Jason Mellors	1991-92	16	6.0
	Rob Taylor	1992-95	28	6.0
43.	Stew Myers	2007-09	25	5.5
44.	Chad Fout	1999-01	30	5.0
	Brock Lindsey	1997-99	23	5.0
	Jeremy McCoy	1993-94	18	5.0
	Bob Young	1987-89	27	5.0
48.	Mike McCarthy	1986-87	20	4.5
	Grant Meczka	2002-06	35	4.5
	Brad Miller	1996-99	27	4.5
	Perry Wheeler	1987-90	37	4.5
52.	Adam Brown	2005-09	39	4.0
	Paul Mocho	1985-89	27	4.0
	Aaron Parks	2003-07	31	4.0
	Brian Smith	2001-04	42	4.0

## INTERCEPTIONS

RK	NAME	YRS	GP	NO	YDS	AVG	TD	LG
1.	Jim Sturm	1981-84	34	14	134	9.6	0	45
2.	Tim Bednarski	1995-99	40	13	114	8.8	0	29
3.	Tom Palmer	1996-00	46	12	59	4.9	0	28
4.	Theo Hall	2005-08	42	11	243	22.1	0	65
	Chris Ellis	1983-87	48	11	91	8.3	0	54
	Bob Nies	1981-84	33	11	45	4.1	0	18
7.	Glenn Novak	1989-92	29	10	91	9.1	0	29
8.	Steve Hill	1996-00	29	9	101	11.2	0	21
	Julius McCormick	2006-10	46	9	92	10.2	0	42
10.	Colin Kimball	2011-pres	32	8	151	18.9	2	58
	Neil Harris	2003-04	22	8	129	16.1	1	52
	Brad Rzyczycki	1991-94	28	8	128	16.0	0	56
	Ben Bluemle	2002-05	39	8	113	14.1	2	53
	Rob Keefe	2000-03	40	8	78	9.8	1	37
	Garrett Patty	1997-01	42	8	74	9.2	0	23
	Scott Platz	1997-00	38	8	68	8.5	1	30
	Scott Kelly	1982-86	47	8	33	4.1	0	18
18.	Jon Gerarde	1981-84	34	7	115	16.4	2	83
	Bryant Kimball	2008-11	46	7	113	16.1	1	46
	Greg Latimer	1984-88	41	7	102	14.6	2	43
	Brian Burton	1993-94	17	7	74	10.6	0	36
	Tim Latimer	1981-84	34	7	46	6.6	0	21
	Pete Starrett	1985-87	29	7	44	6.3	0	25
	Chris Schreiber	1991-93	26	7	31	4.4	0	22
	Tim Herbener	2006-10	41	7	26	3.7	0	14
	Jeff McShane	1981-82	16	7	4	0.6	0	4
27.	Al Craig	1988-89	18	6	87	14.5	0	51
	Scott Benzel	1994-96	16	6	70	11.7	0	23
	Vaughn Jones	1987-89	28	6	57	9.5	0	10
	Dave Parilla	1989-91	25	6	32	5.3	0	10
31.	Casey Williams	1998-01	28	5	103	20.6	0	85
	Doug Brinkley	1994-98	29	5	63	12.6	0	25
	Linnell Robinson	2008-12	40	5	52	10.4	1	52
	Craig Moore	2004-07	32	5	52	10.4	0	23
	Felix Mackey	1989-92	31	5	22	4.4	0	10
	Deonte Huggins	2011-pres	28	5	19	3.8	0	31
	Bryan Boyce	2005-10	42	5	8	1.6	0	8
	Shawn Hamlin	1994-96	22	5	8	1.6	0	5
	Paul Smith	1986-88	29	5	7	1.4	0	7
40.	Scott Mackar	1999-02	38	4	46	11.5	1	33
	L.J. Stevens	2009-12	43	4	25	6.3	0	16
	Pete Snaveley	2001-04	33	4	16	4.0	0	14
43.	Jim Zank	1984-86	28	3	110	36.7	1	80
	Jason Maier	1997	9	3	59	19.7	1	34
	Roger McClinton	2004-06	23	3	55	18.3	0	26
	James Sherrod	1981-84	34	3	38	12.7	1	24
	Jeff Monreal	1992-95	29	3	36	12.0	0	34
	Fred Galovich	1986-88	18	3	28	9.3	0	10
	Ed Kriusky	1982-85	37	3	25	8.3	0	15
	Frank Pappano	1999-02	34	3	25	8.3	0	19
	Jason Dossi	1993-96	24	3	24	8.0	0	24
	Jimmy Kokrak	2004-08	41	3	24	8.0	0	21
	Dave Curtis	1981-82	16	3	21	7.0	0	15
	Jim Reed	1987-89	26	3	15	5.0	0	15
	Ryan Taylor	2006-10	40	3	11	3.7	0	6
	Mike Paris	1982-86	25	3	5	1.7	0	5
	Don Gibbon	1982-85	37	3	0	0.0	0	0
	Brandon Harper	2007-10	32	3	-1	-0.3	0	0



**Jim Sturm**  
1981-84



**Bryan Boyce**  
2005-10

## TOP 25 PUNTING LEADERS

RK	NAME	YRS	NO	YDS	AVG	LONG
1.	Jim Schuler	2001-04	281	10961	39.0	82
2.	Vinnie Corasaniti	1997-00	198	7526	38.0	69
3.	Eric Wicks	1994-97	196	7006	35.7	63
4.	R.C. Freedman	1989-92	175	6767	38.7	57
5.	Dave Sawtelle	1982-84	142	5160	36.3	64
6.	Brandon Hill	2003-07	106	4114	38.8	64
7.	Garrett Stolz	2009-10	91	3079	33.8	65
8.	Chris Ellis	1983-87	73	2579	35.3	65
9.	Steven Wakefield	2010-13	59	2420	41.0	77
10.	Jordan Bukowski	2008	46	1666	36.2	53
11.	Chad Tibbitts	2009-12	46	1522	33.1	44
12.	Jordan Spangler	2013-pres	38	1421	37.4	55
13.	Matthew Dellana	1986-89	38	1250	32.9	49
14.	Andrew Schuler	2006-09	35	1228	35.1	52
15.	Brian Leonard	1986	39	1175	30.1	48
16.	Bryan Milligan	1991-93	26	974	37.5	56
17.	Jim McSwigan	1987	9	300	33.3	44
18.	Alex Emerich	2007	8	281	35.1	40
19.	David Lough	2004-06	6	163	27.2	41
20.	George Paydock	1991-94	3	102	34.0	42
21.	Fred Hunter	1988	3	101	33.7	40
22.	Todd Oakes	1982	2	91	45.5	56
23.	Mitch Phillis	2004-07	2	91	45.5	51
24.	Pat Ott	1988-92	1	60	60.0	60
25.	Scott Mackar	1999-02	1	36	36.0	36

## ALL-TIME FIELD GOAL LEADERS

RK	NAME	YRS	MADE	ATT	PCT	LONG
1.	Steven Wakefield	2010-13	38	52	73.1	46
2.	Phil Scanlon	2002-06	23	37	62.2	41
3.	Eric Wicks	1994-97	20	31	64.5	52
4.	Vinny Repucci	1999-02	19	34	55.9	47
5.	George Paydock	1991-94	16	26	61.5	44
6.	Vinnie Corasaniti	1997-00	12	23	52.2	38
7.	Chris Ryan	2005-08	9	16	56.2	39
8.	Tim Wilkins	1983-86	8	20	40.0	43
9.	Matthew Dellana	1986-89	6	8	75.0	39
10.	Robert Giambra	2009-10	5	8	62.5	38
	Rick Yarosz	1986-89	5	9	55.6	31
12.	Scott Price	1988	2	2	100.0	32
	Mark Williams	1992-93	2	3	66.7	34
14.	Jordan Spangler	2013-pres	1	1	100.0	31
	Josh Harold	2009-12	1	1	100.0	19
	Scott Gorring	1984-87	1	2	50.0	47
	Akram Alzaught	1989-90	1	2	50.0	22
	Peter Nielsen	1990	1	4	25.0	40

## ALL-TIME KICKING LEADERS

RK	NAME	YRS	FG-ATT	LONG	PAT	PTS
1.	Steven Wakefield	2010-13	38-52	46	164	278
2.	Phil Scanlon	2002-06	23-37	41	96	165
3.	Eric Wicks	1994-97	20-31	52	63	123
4.	George Paydock	1991-94	16-26	44	61	109
5.	Vinny Repucci	1999-02	19-34	47	50	107
6.	Vinnie Corasaniti	1997-00	12-23	38	68	104
7.	Chris Ryan	2005-08	9-16	39	74	101
	Tim Wilkins	1984-87	8-20	43	77	101
9.	Rick Yarosz	1986-89	5-9	31	57	72
10.	Matthew Dellana	1986-89	6-8	39	34	52
11.	Robert Giambra	2009-10	5-8	38	18	33
12.	Mark Williams	1992-93	2-3	34	9	15
13.	Scott Price	1988	2-2	32	6	12
14.	Peter Nielsen	1990	1-4	40	7	10
15.	Dave Matucci	1993	0-0	0	6	6
	Pete Rauhe	1982	0-0	0	6	6
	Akram Alzaught	1989-90	1-2	22	3	6
18.	Scott Gorring	1984-87	1-2	47	2	5
	Josh Harold	2009-12	1-1	19	2	5
20.	Jordan Spangler	2013-pres	1-1	31	1	4
21.	Al Blevins	1981-84	0-0	0	2	2
	Clint Williams	2001-02	0-0	0	2	2
23.	Mike Picinich	2006-07	0-0	0	1	1
	Bob Tirpak	1982	0-0	0	1	1

Jim Schuler  
2001-04



Steven Wakefield  
2010-13



Phil Scanlon  
2002-06





# ALL-TIME RESULTS

## 1981 (4-2-1)

Head Coach: Tony DeMeo

Date	Opponent	W/L	PF	PA
Sept 5	St. John Fisher	W	28	0
Sept 19	Duquesne	L	6	19
Sept 26	at St. Francis (Pa.)	T	6	6
Oct 3	Buffalo State	W	16	0
Oct 10	Glenville State	W	14	7
Oct 24	at Waynesburg	L	20	43
Oct 31	at Niagara	W	26	8
			116	83

## 1982 (4-5-0)

Head Coach: Tony DeMeo

Date	Opponent	W/L	PF	PA
Sept 11	at Gettysburg	W	21	20
Sept 18	John Carroll	L	6	19
Sept 25	St. Francis (Pa.)	W	34	13
Oct 2	at Frostburg State	L	7	10
Oct 9	at Glenville State	W	12	10
Oct 16	Niagara	W	28	12
Oct 23	at Buffalo State	L	13	53
Oct 30	Kenyon	L	12	23
Nov 13	Edinboro	L	8	38
			141	198

## 1983 (5-3-1)

Head Coach: Tony DeMeo

Date	Opponent	W/L	PF	PA
Sept 10	at Niagara	W	40	14
Sept 17	at John Carroll	W	21	7
Sept 24	at St. Francis (Pa.)	W	24	0
Oct 1	Frostburg State	L	7	10
Oct 8	Buffalo State	W	10	7
Oct 15	at Gallaudet	W	69	0
Oct 29	Duquesne	T	10	10
Nov 5	Dayton	L	0	28
Nov 12	at Edinboro	L	13	74
			194	150

## 1984 (8-1-0)

Head Coach: Tony DeMeo

Date	Opponent	W/L	PF	PA
Sept 8	Siena	W	35	6
Sept 15	at Widener	W	17	7
Sept 22	St. Francis (Pa.)	W	68	0
Sept 29	at Frostburg State	W	30	27
Oct 6	Marietta	W	14	3
Oct 13	at Buffalo State	L	10	12
Oct 20	Canisius	W	31	0
Oct 27	Duquesne	W	48	20
Nov 10	at Alfred	W	18	15
			271	90

## 1985 (8-2-0)

Head Coach: Tony DeMeo

Date	Opponent	W/L	PF	PA
Sept 7	at Brockport State	W	45	7
Sept 14	Niagara	W	82	0
Sept 21	Frostburg State	W	38	3
Oct 5	at Marietta	W	21	14
Oct 12	Buffalo State	W	31	6
Oct 19	Duquesne	W	20	6
Oct 26	at Canisius	L	15	33
Nov 2	Capital	L	7	10
Nov 9	at Dayton	W	19	6
Nov 18	Alfred	W	36	21
			314	106

## 1986 (6-4-0)

Head Coach: Tony DeMeo

Date	Opponent	W/L	PF	PA
Sept 6	Brockport State	W	45	14
Sept 10	at Alfred	L	7	24
Sept 20	Grove City	W	21	6
Sept 27	Villanova	L	35	42
Oct 4	at Frostburg State	W	24	7
Oct 11	at Buffalo State	W	40	10
Oct 20	Dayton	L	7	30
Oct 25	Duquesne	W	26	14
Nov 8	Canisius	W	39	7
Nov 15	at Salisbury State	L	14	21
			258	175

## 1987 (6-4-0)

Head Coach: Tony DeMeo

Date	Opponent	W/L	PF	PA
Sept 5	at Brockport State	W	25	18
Sept 12	Alfred	L	27	38
Sept 19	at Grove City	W	34	3
Sept 26	at Villanova	L	26	35
Oct 3	Frostburg State	W	30	0
Oct 10	Buffalo State	W	35	21
Oct 17	at Dayton	L	14	24
Oct 24	Duquesne	W	49	16
Nov 7	at Canisius	W	21	17
Nov 14	Salisbury State	L	32	45
			293	217

## 1988 (6-3-0)

Head Coach: Ken Brasington

Date	Opponent	W/L	PF	PA
Sept 3	Brockport State	W	36	21
Sept 17	Grove City	W	30	10
Sept 24	Duquesne	W	38	10
Oct 1	Frostburg State	W	28	5
Oct 8	at Buffalo State	W	63	14
Oct 15	Dayton	L	7	35
Oct 22	at Lafayette	L	18	50
Oct 29	Waynesburg	W	20	17
Nov 5	at Geneva	L	0	17
			240	179

## 1989 (5-4-0)

Head Coach: Ken Brasington

Date	Opponent	W/L	PF	PA
Sept 9	at Waynesburg	W	34	13
Sept 16	at Grove City	W	31	7
Sept 23	Duquesne	W	27	0
Sept 30	at Dayton	L	0	49
Oct 7	Buffalo State	W	38	20
Oct 14	at Capital	W	14	0
Oct 21	Geneva	L	14	29
Oct 28	at Buffalo	L	6	45
Nov 3	Brockport State	L	27	42
			191	205

## 1990 (1-8-0)

Head Coach: Jim Chapman

Date	Opponent	W/L	PF	PA
Sept 8	Frostburg State	L	7	21
Sept 15	at Wash. & Jeff.	L	13	41
Sept 29	Dayton	L	0	50
Oct 6	at Buffalo State	L	10	31
Oct 13	Waynesburg	L	8	33
Oct 20	at Geneva	L	14	40
Oct 27	Buffalo	L	29	44
Nov 3	at Brockport State	W	17	10
Nov 10	at Canisius	L	6	38
			104	308

## 1991 (5-4-0)

Head Coach: Jim Chapman

Date	Opponent	W/L	PF	PA
Sept 7	at Bethany	W	27	16
Sept 21	at Gannon	W	40	7
Sept 28	at Dayton	L	21	48
Oct 5	Canisius	W	21	15
Oct 12	Buffalo State	L	21	28
Oct 19	at Frostburg State	W	21	6
Oct 26	Geneva	W	20	17
Nov 2	Wash. & Jeff.	L	7	28
Nov 9	Brockport State	L	13	24
			191	189

## 1992 (5-4-1)

Head Coach: Jim Chapman

Date	Opponent	W/L	PF	PA
Sept 5	at Bethany	W	47	12
Sept 12	Maryville	W	14	10
Sept 19	Gannon	L	21	24
Sept 26	at St. Francis (Pa.)	W	38	13
Oct 3	Canisius	W	34	13
Oct 10	at Dayton	L	14	42
Oct 17	Wittenberg	T	20	20
Oct 24	at Alfred	L	9	13
Oct 31	at Ithaca	L	7	48
Nov 7	at Brockport St.	W	38	8
			242	203

## 1993 (5-5-0)

Head Coach: Joe Kimball

Date	Opponent	W/L	PF	PA
Sept 18	at Gannon	W	17	7
Sept 25	Dickinson	L	6	33
Oct 1	Canisius	W	13	9
Oct 9	Buffalo State	L	0	34
Oct 16	at Wittenberg	L	6	7
Oct 23	Duquesne	W	24	7
Oct 30	Ithaca	L	25	45
Nov 6	at Pace	W	48	0
Nov 13	St. Francis (Pa.)	W	39	26
Nov 20	at C.W. Post	L	3	34
	(ECAC Bowl)			
			181	202

## 1994 (3-6-1)

Head Coach: Joe Kimball

Date	Opponent	W/L	PF	PA
Sept 10	Canisius	W	13	12
Sept 17	at Frostburg St.	L	11	35
Sept 24	at Dickinson	L	10	12
Oct 1	at St. Francis (Pa.)	L	7	27
Oct 8	at Buffalo State	L	24	26
Oct 15	Pace	W	52	13
Oct 22	at C.W. Post	L	3	42
Oct 29	at Grove City	W	34	22
Nov 5	Gannon	T	13	13
Nov 12	Robert Morris	L	27	37
			194	239

## 1995 (7-3-0)

Head Coach: Joe Kimball

Date	Opponent	W/L	PF	PA
Sept 7	at Canisius	W	13	3
Sept 16	Frostburg State	L	7	21
Sept 23	Brockport State	W	23	15
Oct 1	St. Francis (Pa.)	W	57	21
Oct 7	at Monmouth	L	14	35
Oct 15	Buffalo State	L	18	44
Oct 21	at Robert Morris	W	21	19
Oct 28	Grove City	W	38	27
Nov 4	at Gannon	W	9	6
Nov 12	C.W. Post	W	17	13
			217	204

## 1996 (4-5-0)

Head Coach: Joe Kimball

Date	Opponent	W/L	PF	PA
Sept 7	Robert Morris	L	0	20
Sept 14	at Albany	L	10	20
Sept 21	at Brockport State	L	17	28
Sept 28	St. John Fisher	W	10	6
Oct 5	Monmouth	L	14	28
Oct 12	Gannon	W	34	14
Oct 19	at St. Francis (Pa.)	W	13	6
Nov 1	at Buffalo State	L (5OT)	52	59
Nov 9	at Ohio Wesleyan	W	38	7
			188	188

## 1997 (6-3-0)

Head Coach: Joe Kimball

Date	Opponent	W/L	PF	PA
Sept 6	at Baldwin-Wallace	L	13	30
Sept 13	at Ithaca	W	10	5
Sept 20	Findlay	L	14	44
Sept 27	at St. John Fisher	W	14	7
Oct 4	St. Francis (Pa.)	W	45	13
Oct 11	at Gannon	W	35	18
Oct 18	Buffalo State	L	14	16
Nov 1	at Robert Morris	W	17	10
Nov 8	Ohio Wesleyan	W	31	7
			193	150

## 1998 (5-5-0)

Head Coach: Joe Kimball

Date	Opponent	W/L	PF	PA
Sept 5	at Wayne State	W	24	17
Sept 12	Michigan Tech	L	21	24
Sept 19	at St. Francis (IL)	W	36	26
Sept 26	at Indianapolis	L	6	31
Oct 3	Hillsdale	W	43	22
Oct 10	Grand Valley State	L	14	49
Oct 17	at Westminster	W	35	16
Oct 24	Ashland	W	34	23
Oct 31	at Saginaw Valley	L	0	69
Nov 7	Findlay	L	35	41
			248	318

## 1999 (5-5-0)

Head Coach: Joe Kimball

Date	Opponent	W/L	PF	PA
Sept 4	Wayne State	W	49	35
Sept 11	at Michigan Tech	L	26	41
Sept 18	Edinboro	W	34	20
Sept 25	Indianapolis	W	27	20
Oct 2	at Hillsdale	L	40	42
Oct 9	at Grand Valley St.	L	19	26
Oct 16	Westminster	W	17	7
Oct 23	at Ashland	L	7	32
Oct 29	Saginaw Valley	L	33	40
Nov 6	at Findlay	W	28	14
			280	277

## 2000 (4-7-0)

Head Coach: Joe Kimball

Date	Opponent	W/L	PF	PA
Sept 2	Wayne State	W	37	27
Sept 9	at Michigan Tech	L	29	36
Sept 16	at Edinboro	L	6	14
Sept 23	Northwood	L	35	42
Sept 30	at Indianapolis	L	8	50
Oct 7	Saginaw Valley	L	40	46
Oct 14	at Ferris State	W	21	10
Oct 21	Grand Valley State	L	20	45
Oct 28	at Hillsdale	W	24	21
Nov 4	at Findlay	W	23	20
Nov 11	Ashland	L	14	15
			257	326

# ALL-TIME RESULTS



## 2001 (2-7-0)

Head Coach: Joe Kimball

Date	Opponent	W/L	PF	PA
Sept 8	Michigan Tech	L	21	28
Sept 22	at Northwood	L	14	51
Sept 29	Indianapolis	L	14	17
Oct 6	at Saginaw Valley	L	21	28
Oct 13	Ferris State	W	25	14
Oct 20	at Grand Valley St.	L	3	59
Oct 27	Hillsdale	W	44	31
Nov 3	Findlay	L	14	24
Nov 10	at Ashland	L	21	47
			177	299

## 2002 (2-9-0)

Head Coach: Marty Schaeztle

Date	Opponent	W/L	PF	PA
Sept 7	WV Wesleyan	W	16	13
Sept 14	at Northern Mich.	L	7	37
Sept 21	at Saginaw Valley	L	7	51
Sept 28	Northwood	W	17	14
Oct 5	Findlay	L	3	36
Oct 12	at Ashland	L	20	27
Oct 19	Ferris State	L	13	19
Oct 26	at Indianapolis	L	16	40
Nov 2	Grand Valley State	L	24	62
Nov 9	at Wayne State	L	29	33
Nov 16	Hillsdale	L	7	56
			159	388

## 2003 (5-6-0)

Head Coach: Marty Schaeztle

Date	Opponent	W/L	PF	PA
Sept 6	at WV Wesleyan	W	30	21
Sept 13	Northern Michigan	W	41	29
Sept 20	Saginaw Valley	L	3	26
Sept 27	at Northwood	L	3	30
Oct 4	at Findlay	L	13	23
Oct 11	Ashland	W	17	10
Oct 18	at Ferris State	L	7	33
Oct 25	Indianapolis	W	27	24
Nov 1	at Grand Valley	L	6	51
Nov 8	Wayne State	W	17	10
Nov 15	at Hillsdale	L	19	35
			183	292

## 2004 (4-7-0)

Head Coach: Marty Schaeztle

Date	Opponent	W/L	PF	PA
Aug 26	Gannon	L	37	43
Sept 4	Northern Michigan	W	45	27
Sept 11	at Michigan Tech	L	13	54
Sept 18	at Northwood	L	24	56
Sept 25	Ferris State	L	28	31
Oct 2	at Ashland	W	25	14
Oct 9	Saginaw Valley	W	22	15
Oct 16	at SE Louisiana	L	14	58
Oct 23	Indianapolis	W	24	21
Oct 30	at Hillsdale	L	17	21
Nov 6	at Findlay	L	0	44
			249	384

## 2005 (3-7-0)

Head Coach: Marty Schaeztle

\*Saginaw Valley would later forfeit

Date	Opponent	W/L	PF	PA
Aug 27	at Gannon	L	26	35
Sept 3	at Northern Mich.	L	35	40
Sept 10	Michigan Tech	L	20	24
Sept 17	Northwood	L	7	35
Sept 24	at Ferris State	L	27	33
Oct 1	Ashland	L	7	45
Oct 8	at Saginaw Valley*	L	14	44
Oct 22	at Indianapolis	W	28	24
Oct 29	Hillsdale	L	21	40
Nov 5	Findlay	W	35	21
			220	341

## 2006 (3-7-0)

Head Coach: Marty Schaeztle

Date	Opponent	W/L	PF	PA
Sept 2	Northwood	L	14	33
Sept 9	Ferris State	L	7	28
Sept 16	at Wayne State	L	31	35
Sept 23	Gannon	W	35	14
Sept 30	at Ashland	L	21	24
Oct 7	at Grand Valley St.	L	17	49
Oct 14	Findlay	W	24	7
Oct 21	at Hillsdale	L	21	40
Oct 28	Northern Mich.	W	32	7
Nov 4	at Indianapolis	L	19	45
			221	282

## 2007 (4-7-0)

Head Coach: Marty Schaeztle

Date	Opponent	W/L	PF	PA
Aug 25	at Kentucky State	W	21	6
Sept 1	at Northwood	L	10	28
Sept 8	at Ferris State	W	42	23
Sept 15	Wayne State	W(OT)	58	50
Sept 22	at Gannon	W	49	28
Sept 29	Ashland	L	43	59
Oct 6	Grand Valley State	L	7	59
Oct 13	at Findlay	L	22	38
Oct 20	Hillsdale	L	33	42
Oct 27	at Northern Mich.	L	31	45
Nov 3	Indianapolis	L	37	43
			353	421

## 2008 (7-4-0)

Head Coach: Marty Schaeztle

Date	Opponent	W/L	PF	PA
Aug 30	at Wayne State	L	10	14
Sept 6	at Cheyney	W	35	0
Sept 13	at Bloomsburg	L	0	24
Sept 20	Clarion	W	41	7
Sept 27	Slippery Rock	W	34	10
Oct 4	Lock Haven	W	49	14
Oct 11	at Gannon	W	35	32
Oct 18	at Indiana (Pa.)	L	10	42
Oct 23	at Edinboro	W	24	21
Nov 1	California (Pa.)	L	6	17
Nov 8	Shippensburg	W	21	17
			265	198

## 2009 (4-7-0)

Head Coach: Marty Schaeztle

Date	Opponent	W/L	PF	PA
Aug 30	at Wayne State	L	13	31
Sept 5	Cheyney	W	45	15
Sept 12	Bloomsburg	L	7	17
Sept 19	Indiana (Pa.)	W	20	16
Sept 26	at Lock Haven	W	19	7
Oct 3	at Slippery Rock	L	16	17
Oct 10	Gannon	W	27	17
Oct 17	at Clarion	L	25	29
Oct 24	Edinboro	L	22	32
Oct 31	at California (Pa.)	L	7	28
Nov 7	at West Chester	L	13	45
			214	254

## 2010 (10-3-0)

Head Coach: Marty Schaeztle

Date	Opponent	W/L	PF	PA
Aug 28	at Notre Dame	W	23	0
Sept 11	at Kutztown	L	14	35
Sept 18	at C.W. Post	W	28	20
Sept 25	Lock Haven	W	41	0
Oct 2	at Gannon	L	10	14
Oct 9	at Indiana (Pa.)	W	28	27
Oct 16	at Edinboro	W(OT)	22	21
Oct 23	California (Pa.)	W	31	21
Oct 30	Slippery Rock	W	21	13
Nov 6	Clarion	W	38	14
Nov 13	Bloomsburg (PSAC Champ.)	W	56	37
Nov 27	Bloomsburg (NCAA 2nd Rd.)	W	28	14
Dec 4	Shepherd (NCAA Quarters)	L	14	49
			354	265

## 2011 (4-7-0)

Head Coach: Marty Schaeztle

Date	Opponent	W/L	PF	PA
Sept 3	Notre Dame	W(OT)	24	23
Sept 10	Kutztown	L	28	35
Sept 17	C.W. Post	W	34	7
Sept 24	at Lock Haven	W	42	3
Oct 1	Gannon	L	27	30
Oct 8	Indiana (Pa.)	L(OT)	28	35
Oct 15	Edinboro	L	20	30
Oct 22	at California (Pa.)	L(OT)	26	32
Oct 29	at Slippery Rock	L	21	28
Nov 5	at Clarion	W	42	38
Nov 12	at Shippensburg	L	16	40
			308	301

## 2012 (9-2-0)

Head Coach: Marty Schaeztle

Date	Opponent	W/L	PF	PA
Aug 30	at Notre Dame	L	42	59
Sept 8	at Millersville	W	45	7
Sept 15	Clarion	W	22	14
Sept 22	Slippery Rock	W	38	23
Sept 29	at Cheyney	W	36	10
Oct 6	Lock Haven	W	19	10
Oct 13	at Gannon	W	38	29
Oct 20	at Indiana (Pa.)	L	13	31
Oct 27	at Edinboro	W	24	21
Nov 3	California (Pa.)	W	40	7
Nov 10	East Stroudsburg	W	52	45
			369	256

## 2013 (7-4-0)

Head Coach: Marty Schaeztle

Date	Opponent	W/L	PF	PA
Sept 7	at Bentley	L	16	17
Sept 14	Millersville	W	49	7
Sept 21	at Clarion	L	13	20
Sept 28	at Slippery Rock	L	34	58
Oct 5	Cheyney	W	63	14
Oct 12	at Seton Hill	W	50	19
Oct 17	vs Gannon	W	51	21
Oct 26	Indiana (Pa.)	L	6	28
Nov 2	Edinboro	W	19	6
Nov 9	at California (Pa.)	W	23	20
Nov 16	at East Stroudsburg	W	37	20
			361	230

## All-Time Coaching Records

Coach	Overall	Conference
<b>Coach Tony DeMeo</b>		
1981	4-2-1	
1982	4-5	
1983	5-3-1	
1984	8-1	
1985	8-2	
1986	6-4	
1987	6-4	
Total	41-21-2	
<b>Coach Ken Brasington</b>		
1988	6-3	
1989	5-4	
Total	11-7	
<b>Coach Jim Chapman</b>		
1990	1-8	
1991	5-4	
1992	5-4-1	
Total	11-16-1	
<b>Coach Joe Kimball</b>		
1993	5-5	
1994	3-6-1	
1995	7-3	
1996	4-5	
1997	6-3	
1998	5-5	5-5 (MIFC)
1999	5-5	4-5 (GLIAC)
2000	4-7	4-6 (GLIAC)
2001	2-7	2-7 (GLIAC)
Total	41-46-1	15-23
<b>Coach Marty Schaeztle</b>		
2002	2-9	1-9 (GLIAC)
2003	5-6	4-6 (GLIAC)
2004	4-7	4-6 (GLIAC)
2005	3-7	3-7 (GLIAC)
2006	3-7	3-7 (GLIAC)
2007	4-7	3-7 (GLIAC)
2008	7-4	5-2 (PSAC West)
2009	4-7	3-4 (PSAC West)
2010	10-3	6-1 (PSAC West)
2011	4-7	2-5 (PSAC West)
2012	9-2	6-1 (PSAC West)
2013	7-4	4-3 (PSAC West)
Total	62-70	44-58
<b>All-Time Total</b>	<b>166-160-4</b>	<b>59-81</b>



# RECORD VS. OPPONENTS

OPPONENT	W	L	T	PCT	PF	PA	FIRST	LAST
Albany	0	1	0	.000	10	20	1996	1996
Alfred	2	3	0	.400	97	111	1984	1992
Ashland	3	7	0	.300	151	296	1998	2007
Baldwin-Wallace	0	1	0	.000	13	30	1997	1997
Bentley	0	1	0	.000	16	17	2013	2013
Bethany	2	0	0	1.000	74	28	1991	1992
Bloomsburg	2	2	0	.500	91	92	2008	2010
Brockport State	7	3	0	.700	286	187	1985	1996
Buffalo	0	2	0	.000	35	89	1989	1990
Buffalo State	7	9	0	.438	444	381	1981	1997
Canisius	8	2	0	.800	196	147	1984	1995
California (Pa.)	3	3	0	.500	137	108	2008	2013
Capital	1	1	0	.500	21	10	1985	1989
Cheyney	4	0	0	1.000	179	39	2008	2013
Clarion	4	2	0	.667	181	122	2008	2013
C.W. Post	3	2	0	.600	85	116	1993	2011
Dayton	1	8	0	.111	82	312	1983	1992
Dickinson	0	2	0	.000	16	45	1993	1994
Duquesne	7	1	1	.833	248	102	1981	1993
East Stroudsburg	2	0	0	1.000	89	65	2012	2013
Edinboro	5	5	0	.500	192	277	1982	2013
Ferris State	3	5	0	.375	170	191	2000	2007
Findlay	4	7	0	.364	211	312	1997	2007
Frostburg State	6	5	0	.545	210	145	1982	1995
Gallaudet	1	0	0	1.000	69	0	1983	1983
Gannon	11	5	1	.676	504	352	1991	2013
Geneva	1	3	0	.250	48	103	1988	1991
Gettysburg	1	0	0	1.000	21	20	1982	1982
Glenville State	2	0	0	1.000	26	17	1981	1982
Grand Valley State	0	8	0	.000	110	400	1998	2007
Grove City	6	0	0	1.000	188	75	1986	1995
Hillsdale	3	7	0	.300	269	350	1998	2007
Indiana University of Pa.	2	4	0	.333	105	179	2008	2013
Indianapolis	4	6	0	.400	206	315	1998	2007
Ithaca	1	2	0	.333	42	98	1992	1997
John Carroll	1	1	0	.500	27	26	1982	1983
Kentucky State	1	0	0	1.000	21	6	2007	2007
Kenyon	0	1	0	.000	12	23	1982	1982
Kutztown	0	2	0	.000	42	70	2010	2011
Lafayette	0	1	0	.000	18	50	1988	1988
Lock Haven	5	0	0	1.000	170	34	2008	2012
Marietta	2	0	0	1.000	35	17	1984	1985
Maryville	1	0	0	1.000	14	10	1992	1992
Michigan Tech	0	6	0	.000	130	207	1998	2005
Millersville	2	0	0	1.000	94	14	2012	2013
Monmouth	0	2	0	.000	28	63	1995	1996
Niagara	4	0	0	1.000	176	34	1981	1985
Northern Michigan	3	3	0	.500	191	185	2002	2007
Northwood	1	7	0	.125	124	289	2000	2007
Notre Dame College	2	1	0	.667	89	82	2010	2012
Ohio Wesleyan	2	0	0	1.000	69	14	1996	1997
Pace	2	0	0	1.000	100	13	1993	1994
Robert Morris	2	2	0	.500	75	76	1994	1997
Saginaw Valley State (inc. forfeit win)	2	6	0	.250	140	319	1998	2005
Salisbury State	0	2	0	.000	46	66	1986	1987
Seton Hill	1	0	0	1.000	50	19	2013	2013
Shepherd	0	1	0	.000	14	49	2010	2010
Shippensburg	1	1	0	.500	37	57	2008	2011
Siena	1	0	0	1.000	35	6	1984	1984
Slippery Rock	3	3	0	.500	164	149	2008	2013
Southeastern Louisiana	0	1	0	.000	14	58	2004	2004
St. Francis (IL)	1	0	0	1.000	36	26	1998	1998
St. Francis (Pa.)	8	1	1	.850	331	125	1981	1996
St. John Fisher	3	0	0	1.000	52	13	1981	1997
Villanova	0	2	0	.000	61	77	1986	1987
Washington & Jefferson	0	2	0	.000	20	69	1990	1991
Wayne State	5	4	0	.556	268	252	1998	2009
Waynesburg	2	2	0	.500	82	106	1981	1990
West Chester	0	1	0	.000	13	45	2009	2009
West Virginia Wesleyan	2	0	0	1.000	46	34	2002	2003
Westminster	2	0	0	1.000	52	23	1998	1999
Widener	1	0	0	1.000	17	7	1984	1984
Wittenberg	0	1	1	.250	26	27	1992	1993

# ALL-TIME ROSTER



## A

Brian Aarons	1988-91
Junaid Abdullah	2005
Dan Abel	1981-83
Benji Abercrombie	2013
Jared Adams	2000-03
Justin Adams	2001-04
Phil Agnello	1981-82
Ricardo Aguirre	2001-03
Tyler Aiken	2010
Bill Aikins	1983
Joe Alberts	1992-94
Luke Alberts	2010
Michael Albritton	2004-05
Gilbert Alderman	2008-09
Tim Alesnik	1989-91
Al Allen	1983
Mike Allen	1981-84
Jim Altman	1994
Akram Alzaught	1989-90
Don Ambrose	1990,91
Jesse Ambuster	2011
Mike Amore	1989-93
Dave Anastasi	1985,86
Lou Anastasi	1986
Bob Anderson	1981
Gerald Anderson	2007-10
Mike Anderson	1988
Tate Anderson	1995
Ty Anderson	1987
Seth Andreas	1992
Jeff Andrejchak	1986-89
Rick Andrejchak	1984-88
Dave Andres	1986-89
Jeff Andres	1993-96
Phil Annibale	1999-02
Neil Apfelbaum	2007
John Applebee	1981
Mike Applebee	1981-83
Frank Arcamone	1989
Simon Arias	2001-05
Anthony Arcell	2010
Dave Armstrong	1982-85
Jeremy Armstrong	2004
Kevin Armstrong	1981-84
Chris Arriviello	1988-89
Brian Ash	1993-96
Dan Assion	2000
Serge Augustin	2008-10, 12-13
John Aullbach	1986
Frank Aulizia	1984
Justin Austin	2009
Mark Azar	1990

## B

Brad Babbitt	1981-83
Andrew Bailey	2008-10
Dayne Bailey	1992
Ed Bailey	1997-00
Jimmie Lee Baker	2007
Todd Baker	1988
Burheem Bakr	1994-96
Amardeep Bal	2008
Brian Baldwin	1993,94
Mike Baldzicki	1993
Steve Baldzicki	1993
Brad Balkovec	1995-96
Chad Ball	2008
Ian Ball	2012
Mike Ball	1996
Ross Bandiera	1999-02
Rob Bandish	1990-93
Corey Banks	2003
Edgar Banks	1984
Freddie Banks	2006
Ryan Banks	1992-93
Chris Banner	1999-02
Brian Banville	1999-00
Richard Barber	1984-85
George Barilaro	1983
John Barnes	1993-94
Lee Barney	1981-83
Jeremy Baronner	2011-12
Bill Barr	1992-93
Pat Barrett	2006
Nathan Barry	2002
Pat Barry	2011-13

Jon Barth	1991
Adam Barthem	2000
Ryan Bartizal	2009-12
Tony Bartos	1993
Paul Barzellato	1989-90
Frank Basco	1991-92
Tyrone Battles	1983
Dennis Baughman	1987
Steve Bearer	1999-02
Jeff Beck	1995
Tim Bednarski	1995-99
Pat Behm	2010-13
Andy Beistol	1983
Matt Belko	2003
Robert Bell	1987
Tom Bender	1994-96
Dean Benedict	1981-82
Matt Benegasi	1985
Scott Bennett	2005
Mike Bentley	1988
Scott Benzel	1993-96
Matt Berdysz	1999-00
Mike Bergemann	1992
Shea Berkley	1991-94
Paul Berlin	1984-87
Trenton Bernat	2012-13
Tim Bernik	1981
Jeff Beucher	1981-82
Zack Beucher	2008
Gene Bianco	1981
Val Bianco	2002-03
Joel Biechler	2000
Phil Biehls	1984
Tyler Bills	2010-11
CJ Bingham	2003-05
Mike Bires	1988
JJ Bishop	1999-03
John Biskup	1990
Albert Black	2012-13
George Black	1993
Darren Blackwell	1981-83
Marshall Blaire	1990
Ron Bland	1989
Al Blevins	1981-84
Seth Bloch	1986,87
Ben Bluemle	2002-05
Wayne Blumling	2007
Rich Boesch	1981-82
Ryan Bollas	1993
Nicholas Bonacquisti	2009-11
Joe Bonetti	1981-83
Dylan Bongiorno	2012-13
Leo Booser	1981-82
Brian Borom	1981-83
Lou Borrelli	1988-91
Joseph Bostrom	2012
Eric Bott	1999-03
Bryan Boyce	2005-10
Doug Boyd	1988
Jim Boyd	1988
Joe Boyer	1999
Brendan Boylan	2011-13
Brad Brandebura	2000
Bill Brandt	1995
Mike Brandt	2009
Jeff Brantley	2008-09
Darren Brash	1990
Tim Brediger	1994-98
Mike Brestensky	1995-97
Bob Brickley	1996-99
Kyle Briggs	2013
Lawrence Bright	2008-09
Doug Brinkley	1994-98
Keith Brooks	1984
Charles Brosky	2008
Curtis Brothers	1983-85
Adam Brown	2005-09
Bill Brown	1995-97
Charles Brown	1998-00
Mike Brown	2009-13
Shane Brown	1981-83
Brandon Brown-Dukes	2011-13
Chris Browning	1981-83
Kevin Brubaker	1996-99
Paris Bruner	2009-12
Ken Bryant	1988-89
Ron Bryant	1986-89
Ronald Buchanan	2004

## C

Chad Buell	1987
Tony Bueno	1994
Jeff Buerger	1989
Mark Bujnoski	1983
Mike Bukky	2003-05
Jordan Bukowski	2008-09
Andrew Bukta	2007-11
Ken Bulls	1982
Matt Buly	1996-97
Matt Burch	2002-03
Conor Burke	2003-04
Ken Burkley	1992
George Burich	1994-97
Terrance Burnette	2011
Keith Burns	1990-92
Mark Burrell	1983-86
Aaron Burrowes	2000-03
Brian Burton	1993-94
Chris Bush	1991-92
Jamie Butera	1986-87
Jason Butterworth	1994
Brandon Bynum	1994-96
Matt Bynum	1994

Brian Caldwell	1999
Dustin Calloway	2003
Rich Campagna	1983
Kevin Campbell	2000-04
Kirk Campbell	2004-07
Tony Campoli	1991-93
Kelly Cannon	1989
Rick Cantini	1981-83
Chris Cappelletti	1991-92
Dan Carbonetti	1990-93
Ron Carcelli	1993
James Cardamon	1984
Sean Carlson	1989
Curtis Carmichael	1992
Jim Carrabbia	1995
Rory Carroll	1999-00
Ryan Carroll	2013
Sam Carroll	1988-89
Stan Carson	1989
Michael Carter	2011, 2013
Larry Case	1981
Mark Casper	1987
Tom Cass	1989
Craig Cassell	2005-06
Andrew Casserly	1999-02
Dave Catalano	1986-88
Aaron Cavalline	1990
Mark Cavallucci	1986-89
Jerry Cavanaugh	1988-90
Gabe Cellini	1996
Chip Cephas	2000-02
Eric Chase	1988
Matt Chase	1986-87
Scott Chase	1990-91
Matt Chater	1991
Adam Chatlos	2004
Tony Chillemi	1993-94
Josh Chiocco	1995
Scott Chojnowski	1992-93
Tim Church	1981-83
Al. Ciammaichella	2000-02
Colin Cicon	2012
Mike Cikra	2000-04
Jamie Cipalla	1986
Lou Cirino	2002-03
Matt Cirell	2008-11
Andrew Cisan	2002-06
Bob Clark	1992
Chris Clark	2006-07
Mike Clark	1981-84
Rich Clark	1996
Ron Cleaver	1983
Christopher Clegg	2008-09
Steve Clinger	1981-82
Tom Clinger	1981-82
Josh Cobble	2010
Sam Cohen	2013
Joe Colant	1987
Andrew Colella	2000-02
Jesse Coleman	1989-90
Clyde Collins	1998-99
Terry Colvin	1981-82
Dom Congemi	1991

## D

Mike Conley	1991
Mark Conlon	1987-88
Jay Conizzo	1992-95
Chad Conrad	1994-96
Rob Coolidge	1993
Terrence Coon	2010
Josh Cooper	2003
Vinnie Corasaniti	1998-00
Patrick Corr	1999-01
Connor Corcoran	2006
Rocky Cosby	1985-86
August Costa	2000
Eric Coughlin	1991
Chris Cowher	1992
Sean Cox	1986
Joe Coyne	2009-12
John Cozzocrea	1999-02
Al Craig	1988-89
Sascha Craig	2012
Jim Crawford	1981
Kyle Crawford	2012-13
Dave Creek	1987
Paul Creel	1991
Eugene Cresta	1991-92
Vittorio Cresta	1993
Jason Cricks	1999
Rafiqy Cromwell	2012-13
Tony Crosby	1990-91
Dan Crouth	1994-96
Dom Cugini	1991-92
Dwayne Cunningham	2009-10
Byron Curry	1997-00
Dave Curtis	1981-82

Lou D'Ambrosio	1995-98
Alan Dailide	2002-06
Rodney Dale	2008-11
Shane Dalton	2002-03
James Daniel	1981
Shawn Daniels	2007-10
Jason Dapra	1988-90
Bill Daugherty	1985-88
Cha. Davenport	1999-00
John David	1990
Brett Davidson	1994
Brooks Davidson	2002-06
Dan Davies	2004
Ray Davies	1990-92
Antonio Davis Jr.	2008-11
Aunre' Davis	2012-13
Bill Davis	1994-97
Keith Davis	1986-89
Rashad Davis	2000-04
Andre Dawson	2004-06
Tyler Dawson	2009-12
Landon Day	2004
Jeff Deakings	2003
Andre Deal	2007
James Dean	1981-83
Steve Deering	1999
Nick DeGennaro	1988-90
Ross Deglau	2010-11, 2013
John DeJoy	1985-88
Chris Delavern	2006
Chris Delfratte	1988
Glenn DeListo	1983
Matt Dellana	1986-89
Tony DePinto	1995-96
Mike DePolo	1991
Brian Dermigny	1985-88
Pete Desocia	1993
Joe Dever	2012-13
Rick DeWalt	1983
M. DiBartolomeo	1992-93
Don DiCarlo	1988
Tom DiCillo	1992
Bernie Dickey	1983
Chris DiCola	1992-95
CJ Dietrick	1993-95
John DiMaio	1985
Tony Dinacola	1993
Mike DiPaolo	2000
Brian Dloniak	1991-93
Frank Dobbins	1987
John Dolce	1993
Jarrett Dolegala	2013
Dave Donikowski	1989

Greg Doré	1998-00
Bob Dorrian	1981-83
Jason Dossi	1993-96
Doug Drake	1981-83
Larry Dreschler	1985
Dan Driscoll	2011-13
Sean Drenkar	1994
Eric Duble	1995-98
Jason Duble	1994-97
Tim Duble	1992-95
Matt Dubowski	1999-03
Mark Dukovich	1988-90
Mike Dukovich	1988-92
Donovan Dula	2007
Jerry Duncan	1999-00
Bob Dunlevy	1991
Devin Dunn	2013
Dale Duns	1991-92
Brian Durbin	1985-87
Shelbert Durant	1981
Dennis Dzubinski	2006

## E

Pat Eagan	2011
Bob Eastman	1995-98
Shawn Ebersold	1991
Ben Edgerton	1992
Willie Edmondson	1999-02
Frank Egan	2002
John Egbert	2002-05
Mike Elder	1983
Mike Elliot	1989
Chris Ellis	1983-87
Alex Emerich	2007
Zach Emerick	2012-13
Kevin Emmerman	1981-82
Paul Endres	1989
Dave Engeman	1987
Bryan Ennis	1995-96
Don Erdley	1981-84
Tyson Erlewine	1992
Aaron Erven	2012
Brett Erven	1989
Carnell Evans	2008-09
Mike Evans	1995-97
Owen Evans	2002-06
Rodney Evans	1988
Justin Everett	1993-96
Chad Ewings	1995-96

## F

Sean Fadale	1987-89
Steve Failla	1992-95
Brad Fairfield	1986-87
Charles Falk	1990
Jason Falvo	1990-92
Jim Falvo	1987-91
Gerry Fanta	1986
Scott Farison	1998-01
Jim Farrell	1990
Jordan Farrow	2012-13
Dan Fauth	1997
Dave Fauth	1991-94
Shaun Fawcett	1991
Gino Federico	1999
Dan Federoff	2005-06
Bill Feder	1991
Kevin Fedor	1991
John Felketti	1996
Nick Felice	1981-83
Tony Ferraro	2010-13
Kyle Ferrick	1989
Peter Feoyd II	1984
Frank Figliano	1994-97
Bryan Finch	2004
Rich Fine	1991
Mike Fink	1986-87
Bill Finucan	2005
Scott Fiorina	2000-01
Adam Fisher	2003
Dave Fisher	1993
Jeff Fisher	1995-96
Von Fisher	1985
Greg Fitzgerald	1986-89
Jamie Fitzpatrick	1994
Chuck Fleet	1983-84
Ron Fleming	1991-93
Brian Forgach	1997

Shane Formica	1998-00
Michael Foster	2010-13
Jason Fourqurean	1999
Mike Foss	1991-92
Chad Fout	1999-01
Dale Frederick	1984
RC Freedman	1989-92
Scott Friel	1991
Marty Frings	1995
John Paul Fritz	2001-02
Mike Fuhrman	1981
Dave Futch	1992

## G

Norm Gabriel	1983-84
Pete Gaertner	2005-07
Wally Gagric	1990-93
Dustin Galich	2010-13
Mike Gall	1990
Paul Gallagher	2011-12
Charlie Gallop	2008-09
Leon Gallop	2008-12
Craig Galovich	1985-88
Fred Galovich	1986-88
Mike Galupi	1991-92
Darrell Gamble	1988
Rob Gamble	1988
Jim Gardner	1993-94
Tom Garizas	1989
TC Garr	2006
Harley Garrett	2006
Brian Gates	1984
Joe Gatti	1994-95
Tom Gault	1987-90
Jeff Gazica	1981
Craig Gehm	1988-91
Cody George	1999-01
Dan George	1990
Jesse George	2001
Jon Gerarde	1981-84
Tom Gerber	1987-90
Terry Gettings	2010-11
Bobby Giambra	2008-10
Nick Giallourakis	2004
Don Gibbon	1982-85
Mark Gibbon	1983-86
Greg Gibbons	1991-92
Basil Gibbs	1984
Justin Gibson	1996-00
Henry Giles	1988
Reggie Gill	1994
Matt Glass	2000
Rick Glavan	1999-02
Charlie Gleisner	2005-09
Travis Godden	1996
Matt Golga	1993-96
Mike Good	1984

Ben Gysin	2010-13	Tyler Houston	2012-13	Drew Kier	2009	Adam Lobodsky	2000-03	Barry McCurry	1999	Fred Munch	1999-00
		Joe Howard	2008-09	Bryant Kimball	2008-11	Shawn Ludovico	1996	Mike McDole	1986	John Murphy	1993-94
<b>H</b>		Matt Hoyer	2012	Colin Kimball	2011-13	Chris Logero	1989-92	Dem. McDonald	2006-09	Tim Murphy	1989-90
Josh Haas	1997	Pete Hoyt	1990	Steve Kindler	2004-07	Randi Lombardo	1990	Garrett McEwen	2007-10	Mike Murzynski	2000-01
Brian Haberstock	1987-90	Bob Huber	1987	Jon Kinnamon	1983	Mark London	1981-84	Bill McGahee	1998-00	Tim Musbach	1985
Matt Haberstock	1991	Kris Hudnall	1995-97	Todd Kinney	1986	David Long	2008-11	Aaron McGee	2011-12	Jim Muscato	1987
Ron Hackleman	1987	Deonte Huggins	2010-13	Jason Kirby	1992-95	Frank Lopresti	1995-98	John McGowan	1986	Matt Musial	2006
Fred Hale	2007-10	Joe Hughes	1988	Matt Kissell	1996-99	Fred Lorenzo	1986-87	John McGrath	2005	Jason Myers	1990-94
Bill Hall	1981	Mike Hughes	1996	Roy Kitts	1988	Mitch Lorig	2006-09	Nate McIntosh	1994-96	Stewart Myers	2007-09
Theo Hall	2005-08	Bill Hulton	1990-92	Jason Klein	1990	John Loshelder	1982-85	Dan McIntyre	1990	Dan Myford	1988-90
Brian Hamblen	1994-95	Matt Humphrey	2008	Dave Kless	1990	Steve Loshelder	1983	Jeff McIntyre	1982-83		
Dave Hamil	1983	Fred Hunter	1988	Rob Klienhans	1989	David Lough	2004-06	Bill McKaveney	1988	<b>N</b>	
Brian Hamlin	1993-97	Dan Husted	2004	Pat Klingensmith	1992-95	Dan Lowery	1999-02	Darnea McKinney	1995-98	Andy Naas	1992-95
Shawn Hamlin	1993-96	Charles Hutchins	2003-06	Matt Klocek	2000-02	Steve Lucic	1987	Steve McKnight	1994	Nick Naimool	2011
Marty Hamm	1991-92	Brendan Hultick	1996	Ed Klutcher	1983-86	Jason Lucovich	1994	Brian McLaughlin	2008	Tony Naples	1987-88
Bob Hammer	2000-01	Matt Hyland	2010-13	Mitch Knapp	2010-12	Ozzie Lumpkin	2009-13	Joe McMurdy	1987	Robbie Nash	2013
Mondell Hampton	1988-91	Dave Hylton	1990-93	Darrell Knopfel	1988-90	Mike Lusk	1987	Sean McPherson	2002-03	Bruno Natter	2012-13
Tom Hanchin	1981,83			Jason Kociban	1993-96	Chris Lyle	2011-13	Mike McQuillan	1999-03	Joel Neckers	2003
Mike Hanes	1981-85	<b>I-J</b>		Jason Kokoski	1994-96	Jake Lynch	2000	Dave McQuinston	2000	Sean Nee	1981-83
Dustin Hankinson	2004-05	John Illig	1981	Jimmy Kokrak	2004-06	Nick Lyon	2005	Jeff McShane	1981-82	Eric Neely	1989
Fred Hanlin	1988-90	Dave Irwin	1991-92	Joe Kolek	1997-00			Jim McSwigan	1984-87	Richard Nelloms	2009
Chuck Hanmore	1993	Dave Jackson	1988-90	Dylan Kondis	2013	<b>M</b>		Bob Mecca	1996	Jake Newara	2012
Phil Hannah	1982	Nick Jackson	2010-12	Lou Konyha	1985-87	Gary MacDonald	1984	Grant Meczka	2002-06	Rich Nicely	1990
Curtis Hansford	2010-13	Pete Jackson	2010	Mark Korcinsky	1989-92	Mike MacDonald	1994-95	Leon Medvec	1994-96	Mike Nichols	2003
Bobby Haraczy	2010-13	Shane Jahn	1994	Kevin Kosco	1993-94	Scott Mackar	1999-02	John Melancon	1996	Eric Nicholson	1983
Greg Harayda	1984	Mike Jakubik	2008	Aaron Kosek	2003	Felix Mackey	1988-92	Todd Melfi	1992-95	Don Nicholson	1987
John Hare	1994	Carl James	1992	Sean Kostef	1999	Derek Macko	2004	Jason Mellors	1989-92	Brian Nickel	1984-86
Jeff Harger	1987	Jason Janson	1992	Eric Kostic	1985-88	Drew Macko	1999	Patrick Menc	1984	Peter Nielsen	1990
Joe Hargraves	1993	Matt Jason	2004	Pat Kotek	1990-93	Tom Macroni	1981	Augie Mennen	1993	Dan Niemczura	1996
Matt Harmon	2005	Pablo Jaurequi	2009	John Koulianos	1987-90	Nick Maddamma	1999-01	Mike Merencky	1994	Bob Nies	1981-84
Josh Harold	2009-12	Mike Jeckel	1995-96	Bob Kowalkowski	1990-92	Stefan Madlock	2009-11	Jeff Merlino	1989-91	Josh Nordin	2007-09
Brandon Harper	2007-10	Randy Jefferson	1996	Casey Kraft	2013	John Maier	1994-97	Dave Meyer	1994-95	Glenn Novak	1989-92
Jerry Harper	1989-90	Bill Jehling	1994	Adam Krahe	2009	Joe Magorien	1997-00	Rick Meyer	1994	Pete November	1985-86
Marquis Harrell	2009	Jon Jenkins	2002-04	Mike Krahe	2000-04	Nat Majoris	1995-96	Matt Mezzacappa	2002-03	Joe Noviello	2012-13
Spencer Harrell	2006-09	Mike Jenkins	1984-87	Todd Krajnak	1999-00	Joe Malasky	1991	Ray Micelli	1992-93	Brian Nowacki	1983-84
Nate Harrington	1993	Ben Jennings	2006-09	Tom Kranz	1991	Paul Maleski	1994-96	Bill Michaels	1989	Jeff Nowling	2002-06
Neil Harris	2003-04	Ryan Jett	2008	Ed Kriausky	1982-85	Dino Mallas	1995	Ryan Michaels	2013	Darien Nulick	2009
Dan Hartle	1990	James John	2012	Dan Krivacsy	1991	Sean Maloney	1981-82	Mike Milanovich	1997-99	Brian Numer	1994-95
Conor Hartnett	2006	Anthony Johnson	1987	Dan Kruper	2008-11	Domenic Mangieri	1993-94	Andrew Miller	2012-13		
Ben Hartshom	1991-94	Darrell Johnson	1994	Tom Kruszewski	1986-87	Mike Manley	1997-99	Bob Miller	2004	<b>O</b>	
Scott Hartung	1993	Eric Johnson	1988-89	Bill Kuban	1990-91	Ron Manna	1987	Brad Miller	1996-99	Todd Oakes	1981-83
Greg Haski	1985-88	Harry Johnson	1986-88	Dana Kubiak	1984	Kyle Manning	2002-04	Don Miller	1990	Mike Ochalek	1983
Matt Hatcherette	1992	Jay Johnson	1991-92	Doug Kubiak	1989-90	Tom Marconi	1981	R.J. Miller	2009-11, 2013	Phil Ochalek	1983
Mike Hathy	1999	Ben Johnston	1999	Dave Kucenski	1984	Mike Marcynyzyn	1994	Bryan Milligan	1991-93	P.J. O'Connor	2007-09
Paul Hause	1985	Allen Jones II	2011-13	Greg Kujawa	2000	Rich Marinelli	1991-92	Scott Mills	1993-96	Rob O'Day	1983-84
Aaron Haynes	2005-07	Bobby Jones	1981-83	Nick Kurpakus	2010-13	Brian Marion	1987	Bill Minney	1988	Martin Oduho	2011-13
Amir Haywood	2013	Jeff Jones	1999-01	Todd Kutchak	1988-91	Chris Marmon	1986	Pat Minnillo	1999-00	Brian O'Hara	1992
Doug Haywood	1989	Quincy Jones	1997-98			Chadarrison	1991-94	Shawn Minyon	1989-90	Bob O'Hare	1981-83
Jim Hazmihalus	1992-93	Quincy Jones	2013	<b>L</b>		Dedrick Marshall	2007	Alex Misterman	2013	Buddy O'Leary	2008
Joe Hearn	1995	Vaughn Jones	1986-89	Mark Labesky	1983	Dwayne Marshall	2005	Don Mitch	1985-88	Jerome Oliver	1985
Monty Heidelberg	1984	Chris Joseph	2000-03	Cody Ladutko	2007	Greg Marshall	2005	Greg Mitchell	1984-87	Tim O'Mara	1990-92
Chris Heisler	2002-03	Kevin Juif	1990	Joe Lafferty	2005-09	Karlos Marshall	2009	Matt Mix	2008	Rob O'Neal	1990
Tom Hemer	1987-90			Jim Lahood	1999-03	Grant Marshman	2002-05	John Mocharko	1989	Aaron O'Neill	1993
Bryan Henley	1993-94	<b>K</b>		Joe Lafferty	1990-93	Anthony Martin	1997-00	Paul Mocho	1985-89	Jamie Onk	1993
Tim Herbener	2006-10	Rob Kaiser	1996	Bob Lambert	1995-96	Chad Martin	1992-94	Matt Mohr	2007-10	Joe Onk	1993-94
Chuck Herod	1999	Adam Kallay	1992-93	Al Lambling	1984	Joe Martin	1996	Dave Molis	1991-92	Kevin Ontko	1991
Brett Herold	1988	Doug Kamer	1985-88	Tom Langdon	1989	Mike Martin	1994-96	Matt Molle	2010, 12-13	Leo Orelli	1992
Reg Herring	1981	Gary Kardosh	1981	William Langston	2008	Tom Martin	1989	Mike Monaco	1987	Jeff Oros	1999-01
Chris Hess	1989-90	Dave Kaschalk	1987-89	Tom Langworthy	1999-2003	Tony Martin	1996	Jeff Monreal	1992-95	Miles O'Shea	1999-00
Ed Hess	1987-89	Charles Kashi	1983-84	John H. Langer	1991-94	Joe Marvin	1986-89	Pat Monroe	1993-94	Bill Ostrowski	1981-83
George Hetelekides	1987	Doug Kastner	2002-06	Tom Langworthy	1999-03	Louis Mass	1981-83	Dominique Montilus	2012	Pat Ott	1988-92
Dave Hetrick	2005-09	Phil Larcinese	1996	Mark Lapkowitz	2002-03	Rich Mata	1996	Tony Montini	1999-01	Niko Otto	2011-13
Kahari Hicks	1994-95	Greg Latimer	1984-88	Phil Larcinese	1996	John Matarazzo	2012-13	Mark Montoya	1990	Ken Owen	1988
Thomas Higgins III	2013	Tim Latimer	1981-84	Greg Latimer	1984-88	Pat Matterna	1994	Craig Moore	2004-07		
Jon Hillburger	1986-87	T.J. Latimer	2011-13	Tim Latimer	1981-84	Ricky Mathews	2010-13	John Moore	1981-83	<b>P-Q</b>	
Brandon Hill	2003-07	Laimere Latson	2009	Dave Matucci	1993	Dave Matucci	1993	Michael Moore	2003-06	Frank Pak	1994
Steve Hill	1996-00	Lance Lavrinc	1981-82	Ryan Matviko	2009-12	Anthony Martin	1997-00	Rob Moore	1989	Keith Paladino	1996
Tom Hill	1991-93	John Lawson	1993	Jim Maxwell	2007-11	Chad Martin	1992-94	Louis Moorhead	1987	Marco Palermo	2011
Jason Hillegas	1990-93	Ryan Learn	2003	James May	1983	Joe Martin	1996	Mike Moorhead	1992-93	Matt Palermo	2000
Justin Hillman	1996	Dale Lehman	1986-88	Mike Mayer	1994-96	Mike Martin	1989	Tony Morano	1983	Mike Palmer	1995-96
Eric Hillsop	2008-09	Thomas Lehn	1984	Garrett Mays	2000	Tom Martin	1989	Jeff Morey	1986-89	Tom Palmer	1997-00
John Hines	1983	Shane Lemons	1996-00	Mike Mazur	1994-96	Mike Martin	1989	Greg Morgan	1996	Dylan Palmiter	2013
Andy Hogan	1990	Jim Leneghan	1981-85	Bob McAlevy	1983	Mike Martin	1989	Kurt Morini	1990	Chris Panella	1992
Bill Hogan	1989	Brian Leonard	1986	Joe McAndrew	1999-00	Mike Martin	1989	Vic Morini	1984	Matt Pape	1992
Matt Hoke	1986-87	Ed Leone	1990-91	Mac McArdle	1999-01	Mike Martin	1989	George Morrell	1983-86	Scott Pape	1990
Donny Holl	2012-13	Jesus Lepé	2003-04	Kevin McAteer	1985-88	Chris McCarthy	2004-07	Keith Morris	1984	Frank Pappano	1999-02
Mark Holland	1981-83	Chris Letkiewicz	1983-85	Matt McCall	2004-07	Mike McCarthy	1986-87	Mike Morris	1987-88	Jay Papuga	1999-02
Mark Hollars	1990	Jordan LeViere	2006	Rob McCall	2009	Bryan McCarty	1992-93	Blake Morrison	2008-10	Mark Paradise	1981-84
Mike Holman	1991-94	Darryl Lewis	1984-87	Mike McCarthy	1986-87	T.J. McCaster	2008	Bob Morrison	1988-90	Chris Parrillo	1988-89
Chris Holtzman	1993-94	Vondell Lewis	1995	Bryan McCarty	1992-93	Roger McClinton	2004-06	Ike Morrison	1999-02	Dave Parrilla	1988-91
Kevin Hoogenboom	2001	Shane Licata	1983	Mike McCarty	1992-93	Dan McClorey	1992-93	Aaron Morrow	1993	Tom Parrilla	1983-86
Neil Hoover	1991-92	Jamie Lichota	1989-90	Mike McCarty	1992-93	Mike McClorey	1989-92	Brian Morrow	1983-84	Mike Parilla	1982-86
Sean Hoover	1995-96	Mike Liebel	1993	Dave McCloud	1995	Chris Moscato	2005	Chris Moscato	2005	Aaron Parks	2004-07
Tim Hoover	1995-96	Brock Lindsey	1997-99	Julius McCormick	2007-10	John Moser	1989-90	Greg Morgan	1996	Dave Parmeter	1986-89
Jacob Horan	2002-03	Chad Lino	2002-03	Mike McCourt	1986-89	Bill Moses	1991	Kurt Morini	1990	Chris Parrillo	1988-89
Kyle Home	1994-96	Joe Liotta	1995-97	Jeremy McCoy	1993-94	Danny Moyer	2012-13	Joe Mravintz	2003	Dave Parish	1987-90
Kurt Houser	1985	Jon Llanos	2003			Tim Mulhall	1981-84	Joe Passerello	1990-92	Al Passerello	1982-85
Davis Houstan	1990										

# ALL-TIME ROSTER



Rich Passerotti	1981-82
Bryan Pasteryk	1989-92
Tom Pastore	1989-92
Dan Patrick	1990-92
Don Patrick	1990-91
Terrence Patrick	2000-04
Marcus Patton	2002-04
Garrett Paty	1997-01
Gabe Paulick	1992-93
Mike Paulick	1991-93
Brian Paulozzi	2002-02
George Paydock	1991-94
Charlie Payne	1995-96
Ben Paxton	2000
Micah Pears	2006
Mike Peck	1992-95
Dave Pelala	1992-95
Eric Pelissier	1984-86
Michael Peoples	2007-09
Shamus Pendergast	2005
Scott Peppel	1996
Gary Peretic	1983
Dan Perko	1990
John Perretti	1995-96
James Perry	2008-10
Mark Petrasek	1981-84
Ed Pfeiffer	2002-05
Eric Phillips	1999-00
Jim Phillips	1981-84
Richie Phillips	1999-01
Mitch Phillis	2004-07
Charles Piano	1981
Mike Piccini	2008
Mike Picinich	2007
Steve Pickard	1998-00
Todd Piendel	1986-89
Ansel Pierce	1990
John Pieshalski	1989
Andy Pink	1999-00
Rick Pinkshaw	1983-86
Marlon Pires	2010
Mike Pisarchick	1988
Mike Pistone	2004
Anthony Plastino	2011-12
Scott Platz	1997-00
John Plaszac	1995-96
Jim Plotner	1987
Rob Plutto	1996
John Podojil	1991-92
Tony Polizzi	1981-83
Josh Pollock	1994
Jeffrey Pollard	2008-11
Keith Polson	2011-13
Mike Ponsart	1999-01
Jordan Popinski	2008
Jeremy Popp	1994
Kevin Poropat	2009-12
Joel Portwood	2000
Rob Postupac	1985-86
Sean Powell	2012-13
Dave Preibe	1994-95
Steve Prenatt	1983
Bill Prencipe	1984-86
Scott Price	1988
Chris Primavera	1992-95
Mark Privateer	1994-96
Jim Pronesti	1986-87
Matt Proszek	2005
Phil Provenzano	2000-02
Jim Pullyblank	1981-82
Aaron Pulver	1989-90
Kevin Pustelak	1981
Bart Quick	1995-96

**R**

Gary Rall	1984-87
Ray Ramicone	1988
Brian Raschillia	1983
Mike Ratesic	1996
Pete Rauhe	1981-83
Blaise Raville	1990-91
William Ray	2002-05
Travis Reack	2008-11
Bill Reed	1994-96
Jim Reed	1986-89
Dan Regovich	1990-93
Steve Reinhardt	2008-13
Ed Regovich	1994-95

Vinny Repucci	1999-02
Milton Revell	2012-13
Mike Rheäume	1984
Charles Rhodes	1982-85
Herb Rhodes	1991
Ed Ricci	1982-85
John Rice	2008
Chris Richardson	1994
Jesse Richardson	1989
Eric Richmond	2006
Chris Rickerson	2008-09
Chard Rickicki	1990-91
Eric Ridgley	1990-91
Marty Rieck	1999-02
Gerald Ritzert	1987
Don Rizzo	1988
John Rizzo	1988
Russ Rizzuto	2005
Pat Robb	1994-96
Bob Robe	1991
Clyde Robinson	2008-10
Drew Robinson	2013
Keith Robinson, Jr.	2011-13
Linnell Robinson	2008-12
Armand Rocco	1988-91
Frank Rocco	1990-91
Vladimir Rock	2010-13
Justin Rodger	2002-05
Jerome Rodgers	1996-97
Dustin Rogalla	2013
John Rogers	1991
Angel Roman	1995-97
Jim Romanski	1991-92
Shane Rooney	2005
Arrión Rose	1996-97
Elijha Rose	2007
Tom Rose	1984-86
Mike Roseberry	1983-85
Brian Rostek	1984-87
Matt Rostowfske	2000
Nick Rotunda	2008
Jason Rowing	1992
Brian Rowland	1995
Frank Rubino	1994
Mike Ruddy	1989
Jim Rudisill	2003
Frank Ruffalo	1990-93
Eric Ruha	1991-92
Dave Rullo	1996-98
Tim Rusnak	1984
Mike Russo	1983-86
Tim Ruth	1982-85
Brian Rutkowski	1988-90
Chris Ryan	2005-08
Conall Ryan	2013
Rob Rzepecki	1984
Brad Rzyczycki	1991-94

**S**

Colin Saad	1998-00
Jeff Sabol	1988
Andrew Salamon	2005-009
TJ Salopek	2006
Mike Salter	1983-84
Dan Salupo	2002-06
Mark Sammartino	1986-89
Richie Sanders	2011-13
John Sandor	1992
Jayne Sandy	2000-02
Tom Sangeorge	1989
Rob Santia	1993
Lou Santiago	1994
Chris Sarosy	1992-93
Wade Sarver	1993
Pat Saulters	1987
Chris Savchuck	1987
Dave Sawicki	1983-86
Dave Sawtelle	1981-84
John Saxon	1985
Pat Scacchi	1983
Phil Scanlon	2002-06
Sam Scarpa	1981
Dave Scarsella	1981-84
Ettore Scassa	1986-87
Pat Schaefer	2008
Matt Schaffer	1993
Bill Scharritter	1983
William Schiavitti	2013

Jim Schiffbauer	1994
Marc Schinke	2005
Christian Schmidt	1999
Eric Schmitz	1997-01
Scott Schnarrs	1993
Alex Schneider	2010-13
John Schneider	1985-87
Nick Schneider	1992-93
Mitchel Scholl	2012
Chris Schreiber	1991-93
Terry Schrock	1991
Andrew Schuler	2007-09
Dan Schuler	2003-06
Jim Schuler	2001-04
Dan Schuller	1986
Dustin Schwab	2004-07
Marty Schwab	1990
Mike Scolaro	1991
Kyle Scritchfield	2005
Paul Seifik	1983
Jeff Sega	1998-99
Eric Seggi	1986
Matt Seiberg	2004-05
Mark Senskey	1986-87
Brian Senvinsky	1994
Chris Serafini	1993-94
Jim Severino	1995-96
Jordan Severino	2004
Dave Seyboldt	1991-93
Rich Sferra	1984-87
William Shealey	2001-04
Jeff Sheldon	1990
Josh Shelton	2005
Joe Sheridan	2000
Kevin Sheridan	2000-04
Phil Sheridan	1994
James Sherrod	1981-84
Scott Sherrick	1994-95
Bill Shultz	1990-92
Dave Sickorez	1985-86
Mike Sieber	1995-97
Justin Siemon	1997-00
Tim Siemon	1999-02
Walt Silka	1981
Rich Simmen	1995
Nick Simon	2005
Jon Singer	1993
Todd Siple	1981-84
Dave Sirmon	1996
Anthony Skarote	1992-95
Nick Slack	2003
Doug Slater	1989
Nick Slonac	2012-13
Doug Smeltz	1987-88
Scott Smeltz	1987
Ed Smiley	2006-09
Abe Smith	1985-86
Alex Smith	2013
Austin Smith	2009
Brad Smith	1995
Brian Smith	2000-04
Casey Smith	2011-12
Chad Smith	1992
Chris Smith	2013
Darnell Smith	1995
Gary Smith	2003-07
Jason Smith	1992-93
John Smith	1989-90
Matt Smith	2004-06
Nikko Smith	2011
Paul Smith	1985-88
Ron Smith	1989
Tim Smith	1999-02
Zach Smith	2013
Matt Smodic	2004
Bart Smythers	1988
Pete Snavely	2000-04
Marcus Snipes, Jr.	2013
Brian Sofranko	2006
Goran Soldo	2003-06
Chris Soltis	1989-92
Art Sommer	1983
Scott Sonneborn	1990
Joe Spadafora	2006
Garrett Spangler	2000
Jordan Spangler	2013
Corey Spegal	2010
Anthony Spencer	2008-09

John Spencer	1994-97
Jerry Spetz	1981-84
Amy Spillane	1999
Victor Sporio	1988
Matt Spring	1995-98
Nathan Sprouse	1996-97
Dan Stablein	1996
Brandon Staley	2005
Jason Staley	2002-05
Dave Stallard	2005-07
Aaron Stankiewicz	1994
Frank Staples	1991
Danny Starks	2010
Pete Starrett	1984-87
Jerry Staufer	1981
Zack Steck	2009
Pat Steckman	1985
Steve Steele	1996
Pat Stefan	1986
Jason Stefanick	1999-02
Justin Stefanick	1999-02
Andrew Steinhau	2008
Don Stemmer	1990-93
Mark Stephens	1986
Caden Stephenson	2007
Mick Stepnoski	1981-84
Alan Stevens	2005-07
Dorian Stevens	2013
L.J. Stevens	2009-12
Tevin Stewart	2011-13
Doug Stiefvater	1985-88
Troy Stiffler	1989-92
Richard Stillely	1984
Tom Stillely	1987-90
Mario Stinson	1991
Ben Stocker	2000
Richard Stokes	2005-07
Garrett Stolz	2009-10
Joe Stone	1983
Kevin Stoner	1988
Jack Stover	1994-97
Dave Stribling	1989
Chris Stroka	1999
Jim Sturm	1981-84
Matt Styborski	2000-03
Paul Sullivan	1989-90
Bill Sundy	1984-87
Troy Surflog	1987-90
Jason Sutherland	2009
Jody Sutton	1993
Scott Svoboda	2003-04
Keith Swanson	1994-98
Alec Swartz	2010-13
Dennis Sweet	1989
Mark Sweet	1981-82
Dave Swihart	1983-84
Francis Szabo	1988
Josh Szeluga	2005-09

**T**

Matt Tack	1990-91
Tymothy Takacs	2009-12
Gary Tarbuk	2000-02
Jon Tarrant	1988-91
Devonte Tate	2003-04
Rob Taylor	1992-95
Ryan Taylor	2007-10
Sidney Taylor	2001
Danny Teal	2011-12
Steve Telego	2007-09
Brian Tempest	1996
Shawn Terlecky	1993-95
Pat Tetrake	1997-00
Rocco Tettis	2002-03
Joe Theis	1991
Adam Therrien	1999
Jeff Thiel	2001-04
Kevin Thomas	1988
Norman Thomas	1984
Ryan Thomas	2008
Brad Thompson	1999-03
Nick Thompson	1994-95
Rod. Thompson	1986-89
Steve Thorpe	1987
Chad Tibbitts	2009-12
Mike Tighe	1981-82
Terry Tighe	1981-82
Bob Tirpak	1981-83

Tony Tomaino	1999-00
Mike Toner	1991
Craig Toohy	1990
Al Torcini	1985
Lee Tornabene	2001-02
Pat Trainor	1985
Todd Trejchel	1995
Garrett Trent	2011
Dave Trexlor	1992-93
Brian Trezona	1990
Dave Trimm	1994
Matt Triola	1986-89
Dennis Troll	1984
Chris Troskosky	2002-05
Lance Trott	1983-85
Alex Trouten	2007-10
Demetrius Tucker	1990
Don Tufts	1989-91
Mario Tullis	2002-05
Matt Turk	1984-85
Troy Turk	1984-85
Dan Turley	1993
Mark Turnball	1983
Cameron Turner	2009

**U-V**

Mike Uhler	1993-97
Dave Uhryniak	1989
Steve Ulrich	1993-94
Rich Uram	1982-85
Brian Urda	1989
Paul Valentino	1984-85
Sam Valletto	1986-87
Ed Van Cise	1985
Dave Van Size	1983
Craig Van Tassel	2005
Jim Valvoda	1994-95
Anthony Vendemia	2009-13
Craig Vergotz	1989
Chris Victor	1999-01
Mike Vincent	1984-87
Chris Vlasic	1994-95
Tony Vodicka	1990
Josh Vogel	2003-04
John Vuono	1999-02

**W**

Chris Waddington	1995
John Wagner	1986
Michael Waid	2007
Jason Wainwright	1995-96
Steven Wakefield	2010-13
Darius Walker	2011
Trevor Walsh	1994
Clint Walters	1999-00
Cam. Washington	1996
Larry Washington	1996
Lynn Washowich	1994-96
Ryan Wasileski	1991
Airion Watkins-Clark	2010-11
Pat Watroba	2004-06
Mark Watson	2002-06
Brett Weidig	1999-02
Rob Weigle	1991
Alfred Weis	1984
Brad Weisensee	2009-11
Alex Welker	2013
Bryan Welker	1992-93
Eric Weller	1983
Mike Wellman	1984
Rick Wenzel	1987
Charlie Wertz	1985-88
Jeff West	1997-99
Bill Wheeler	1981-84
Perry Wheeler	1987-90
John White	1990
Bob Whiting	2000-02
Mike Whren	1981
Lowell Wickett	1981-84
Jon Wickman	1993
Eric Wicks	1994-97
John Widecan	1984-87
Scott Wilcox	1990
Garrett Wild	2011-13
Ian Wild	2008-11
Zac Wild	2004-07
Matt Wilds	1993-96
Brian Willes	1988-91

**Y-Z**

Jim Yambor	1984-85
Brandon Yarnes	2008
Lance Yandell	1990
Stephen Yarbough	2010-13
Rick Yarosz	1986-89
Andrew Yoder	1997
Vince Yoos	1989
Bob Young	1986-89
Benny Youngman	2011, 2013
Rob Zaccagnini	1983
John Zagocki	1996-97
Jordan Zakroczemski	2013
Chris Zarny	1992
Brandon Zangaro	2002-05
Jim Zank	1983-86
Dave Zastawa	1986
Frank Zeblich	1996
Frank Ziegler	2003-07
John Zoda	1981
Craig Zonna	1981-85
Mike Zuanich	2005
Joe Zub	1992-93

## Joe Kimball



### Mercyhurst University Director of Athletics Since July 1, 2009

Joe Kimball begins his sixth year as Mercyhurst's Director of Athletics. Kimball oversees an NCAA Division II athletic department sponsoring 24 varsity sports, including Division I men's and women's ice hockey, with nearly 650 student-athletes.

Last season, Mercyhurst athletic teams made 14 conference tournament appearances, ten NCAA tournaments, and three Final Four appearances (men's soccer, women's ice hockey, and women's rowing). The Lakers accumulated five conference regular season championships and had three national Players of the Year (POTY).

In Kimball's five years, athletic teams have combined for two national championships (women's rowing, 2010; men's lacrosse, 2011), 79 conference tournament appearances, 52 NCAA tournament appearances, five national POTY, 74 All-Americans, 17 conference POTY, six conference Rookies-of-the-Year, and nine conference Coaches-of-the-Year. Overall, athletic teams have had a .576 winning percentage in that span.

But, Laker student-athletes also achieve distinction away from the playing field. The Department produced 389 Mercyhurst Scholar-Athletes during the 2013-14 academic year. A student-athlete must earn at least a 3.0 grade point average to qualify. All 24 teams landed at least six student-athletes on the list. The total was a school record, topping the prior year's 356 scholar-athletes. Sixty-two percent of all Laker student-athletes were Scholar-Athletes last year.

Mercyhurst student-athletes earned a 3.17 cumulative GPA while twelve Lakers posted a perfect 4.0 GPA.

Mercyhurst also produced a conference-high 277 Pennsylvania State Athletic Conference (PSAC) Scholar-Athletes in the 2013-14 school year. The Department finished eighth in the final 2013-14 Pennsylvania State Athletic Conference (PSAC) Dixon Trophy standings. The finish was the best in school history for the honor, which goes to the conference's most successful program at the end of each academic year.

During Kimball's tenure, athletic teams totaled 1,679 Mercyhurst scholar-athletes, 1,199 PSAC scholar-athletes, seven Elite 89 award-winners, eight PSAC Champion Scholar-Athletes, 17 Capital One Academic All-Americans, and six PSAC Top 10 Award winners. Other notable accomplishments: the 2012-13 wrestling team won the Academic National Championship; Ian Wild won the 2010-11 PSAC Pete Nevins Male Scholar-Athlete of the Year for his accomplishments in both football and men's lacrosse; Dan Altavilla won the 2013-14 PSAC Pete Nevins Male Scholar-Athlete of the Year and was the highest draft pick ever, from Mercyhurst, in the 2014 MLB Draft (5th round, 141st overall by the Seattle Mariners); Meghan Agosta won two Olympic Gold Medals in women's ice hockey; and David Lough made his Major League Baseball debut in September of 2012.

A number of facilities have been improved since Kimball arrived: the Ice Center now has a weight room and a new scoreboard; Tullio Field (football, lacrosse, field hockey, intramurals) was enlarged at the south end; the softball field got a scoreboard and a public address booth; baseball is in the process of getting a new dressing room/batting cage facility; the Athletic Center's foyer is being upgraded; several locker rooms have been improved; and the Recreation Center is being renovated.

Kimball previously served as Mercyhurst's head football coach from 1993 to 2002. He remained in Erie thereafter and ultimately held various positions within the City of Erie School District. Additionally, Kimball spent time on the coaching staff at Gannon University, serving as the running backs coach for the Golden Knights from 2006 through 2008.

Before coming to Erie, Kimball served as the head football coach at St. Lawrence University in Canton, N.Y. from 1984-1992. He holds a bachelor of science in physical education from Syracuse University and a master of education from St. Lawrence University. He also volunteers his time in the Erie community to include; helping with the Bob Sanders Camp for Erie Youth and Erie Special Olympics and giving various motivational and guest speaker addresses.

A native of Syracuse, N.Y., Kimball resides in Erie with his wife Heather and are the proud parents of three sons: Connor, Bryant, and Colin. Connor played football at Gannon, Bryant played football at Mercyhurst, and Colin enters his final football season as a Laker. All three young men are part of a very successful local pop/rock band – The Romantic Era.

*Athletic Department phone numbers begin with 814-824-*

Administration	Title	Phone
Joe Kimball	Director of Athletics	2558
Lauren Packer Webster	Assistant Director of Athletics/ Compliance Director/Senior Women's Administrator	3101
Tom Herman	Assistant Director of Athletics	2269
Stacey Gaudette	Assistant Director of Athletics	2079
Sue Gushie	Faculty Athletic Representative	3012
Mary Ann Love	Head Athletic Trainer	2259
David Leisering	Sports Information Director	2525
Brian Vail	Assistant Sports Information Director	3338
Joshua Garrett	GA Sports Information	3338
Elizabeth Morgan	Administrative Assistant	2228
Mike Parry	Director of Mercyhurst Ice Center	2277
Ken Henning	Facilities/Bus Driver	2224
Charlie Spano	Facilities	2441
Head Coaches	Sport	Phone
Joe Spano	Baseball	2441
Gary Manchel	Men's Basketball	2223
Mike Fraley	Men's Cross Country	814-453-6425
Marty Schaetzle	Football	2244
Ron Coleman	Men's/Women's Golf	2084
Rick Gotkin	Men's Ice Hockey	2542
Chris Ryan	Men's Lacrosse	2138
Adrian Spracklen	Men's/Women's Rowing	3013
Dale White	Men's Soccer	2528
Jerome Simon	Men's/Women's Tennis	814-838-9842
Ryan Patton	Women's Volleyball	2227
Curtis Robinette	Men's/Women's Water Polo	3377
Mike Wehler	Wrestling	3101
Deanna Richard	Women's Basketball	2207
Kathy Noble-Fraley	Women's Cross Country	814-453-6425
Stacey Gaudette	Field Hockey	2079
Michael Sisti	Women's Ice Hockey	2142
Cecil Pilson	Women's Lacrosse	3066
Keith Cammidge	Women's Soccer	2128
Leanne Baker	Softball	3613
Kristin Lorei	Cheerleading	TBA
Jessica Lucas	Dance	TBA
Tom McKinnon	ACHA (Club) Hockey	2475

# 2014 Mercyhurst Football Schedule

September 6	at Bentley	12:00 PM
September 13	at West Chester*	12:00 PM
September 20	BLOOMSBURG*	12:00 PM
September 27	at Indiana (Pa.)*	4:00 PM
October 4	CLARION (HOMECOMING)*	1:00 PM
October 11	at Gannon*	12:00 PM
October 18	vs Slippery Rock (at Michigan Stadium)*	1:00 PM
October 23	EDINBORO (at Erie Veterans Stadium)*	7:00 PM
November 1	at Seton Hill*	12:00 PM
November 8	CALIFORNIA (Pa.)*	12:00 PM
November 15	SHIPPENSBURG	12:00 PM

\* Denotes PSAC contest

