

SINGLE SEASON RECORDS

SINGLE SEASON SCORING LEADERS

Name	Year	G	PTS	AVG
1. Angela Brown	1990-91	29	650	22.4
2. Angela Brown	1991-92	28	597	21.3
3. Kathy Comeaux	1992-93	24	590	24.6
4. Saprina Reed	2003-04	36	587	16.3
5. Ashley Farrar	2022-23	29	560	19.3
6. Augelique Sledge	2014-15	27	543	20.1
7. Aesha Carter	2003-04	36	539	15.0
8. Aesha Carter	2004-05	35	535	15.3
9. Augelique Sledge	2013-14	27	530	19.6
10. Ashley Farrar	2021-22	30	526	17.5

SINGLE SEASON ASSISTS LEADERS

Name	Year	G	AST	AVG
1. Pink Jones	2019-20	29	146	5.0
2. Pink Jones	2018-19	29	132	4.5
3. Lena Womack	1990-91	30	127	4.2
4. Julie Anderson	2002-03	29	123	4.2
5. Angelique Baulding	2005-06	33	115	3.5
6. Pink Jones	2017-18	29	111	3.8
7. Shannon Thomey	1994-95	26	111	4.3
8. Julie Anderson	2003-04	36	109	3.0
9. Shannon Thomey	1991-92	28	108	4.0
10. Sonni Martin	2021-22	30	104	3.5

SINGLE SEASON STEALS LEADERS

Name	Year	G	ST	AVG
1. Saprina Reed	2004-05	35	133	3.8
2. Saprina Reed	2003-04	36	122	3.4
3. Julie Anderson	2004-05	35	92	2.6
4. Augelique Sledge	2013-14	27	86	3.2
5. Julie Anderson	2003-04	36	86	2.4
6. Shondra Bush	2005-06	32	85	2.7
7. Katie Williams	2007-08	27	79	2.9
8. Angelique Baulding	2005-06	33	78	2.4
9. Julie Anderson	2002-03	29	77	2.7
10. TaKeela Ball	2002-03	29	76	2.6

SINGLE SEASON REBOUNDING LEADERS

Name	Year	G	REB	AVG
1. Aesha Carter	2004-05	35	374	10.7
2. Aesha Carter	2003-04	36	367	10.2
3. Roquayyah Brown	1996-97	28	323	11.5
4. Marchelle Bonner	1994-95	26	321	12.3
5. Hailey Estes	2019-20	30	309	10.3
6. Angela Brown	1990-91	29	313	10.8
7. Angela Brown	1991-92	28	309	11.0
8. Destiny Smith	2012-13	27	308	11.4
9. Dulincia Keener	2015-16	29	273	9.4
10. Candy Hall	2007-08	27	270	10.0

SINGLE SEASON FG PERCENTAGE LEADERS

Name	Year	G	M-A	PCT
1. Karrington Whaley	2021-22	30	130-201	.647
2. Karrington Whaley	2017-18	24	33-51	.647
3. LaKristal Gordon	1998-99	16	55-86	.640
4. Kathy Comeaux	1992-93	24	242-381	.635
5. Karrington Whaley	2018-19	29	111-181	.613
6. Marchelle Bonner	1995-96	25	180-309	.583
7. Lee Ann Hall	1991-92	28	76-189	.580
8. Bobbi Bazzle	2024-25	28	47-81	.580
9. Destiny Smith	2012-13	27	135-233	.579
10. Marchelle Bonner	1994-95	26	204-354	.576

SINGLE SEASON BLOCK LEADERS

Name	Year	G	BLK	AVG
1. Aesha Carter	2004-05	35	56	1.6
2. Karrington Whaley	2021-22	30	53	1.8
3. Ashley Perry	2005-06	33	53	1.6
4. Aesha Carter	2003-04	36	51	1.4
5. Bree Bossier	2017-18	30	46	1.5
6. Karrington Whaley	2019-20	30	45	1.5
7. Karrington Whaley	2018-19	29	39	1.3
8. Kelli Tuttle	1994-95	26	37	1.4
9. Maggie Sauls	2003-04	36	36	1.0
10. Lee Ann Hall	1992-93	24	35	1.5

SINGLE SEASON 3-PT FG PERCENTAGE LEADERS

Name	Year	G	M-A	PCT
1. Tori Gittens	2023-24	32	64-126	.508
2. Jazmine Ellis	2010-11	26	37-78	.474
3. Julie Anderson	2004-05	35	23-51	.451
4. Lani Snowden	2021-22	30	67-150	.447
5. Lani Snowden	2019-20	30	67-151	.444
6. Lauren Hill	2006-07	28	48-110	.436
7. Regina Koonce	1999-00	26	53-122	.434
8. Katty Williams	2006-07	29	51-118	.432
9. Victoria Stewart	2014-15	27	26-61	.426
10. Christina Paradis	1996-97	21	59-142	.415

SINGLE SEASON FT PERCENTAGE LEADERS

Name	Year	M-A	PCT
1. Olivia Allen	2023-24	55-59	.932
2. Brittany Branum	2018-19	54-62	.871
3. Samantha Smith	2006-07	56-66	.848
4. Brittany Branum	2016-17	97-115	.843
5. Regina Koonce	1999-00	75-90	.833
6. Torrie Thompson	2016-17	53-64	.828
7. Ashley Farrar	2021-22	119-144	.826
8. Jonette Chandler	1989-90	70-85	.824
9. Heather Pate	1999-00	65-79	.823
10. Ashley Farrar	2022-23	149-181	.823



CAREER RECORDS

CAREER SCORING LEADERS (1000+ PTS)

Name	Years	G	PTS	AVG
1. Ashley Farrar	19-24	130	1880	14.4
2. Lena Womack	89-92	108	1647	15.2
3. Pink Jones	16-20	114	1606	14.1
4. Kathy Comeaux	92-96	74	1566	21.1
5. Hailey Estes	16-20	116	1430	12.3
6. Aungelique Sledge	11-15	103	1341	13.0
7. Haleigh Henson	14-18	110	1267	11.5
8. Angela Brown	90-92	58	1247	21.5
9. Dulincia Keener	12-16	108	1224	11.3
10. Jazmine Ellis	07-11	106	1150	10.8
11. Karrington Whaley	17-22	124	1134	9.1
12. Saprina Reed	03-05	71	1080	15.2
13. Aesha Carter	03-05	71	1074	15.1
14. Lani Snowden	17-22	132	1065	8.1

CAREER ASSISTS LEADERS

Name	Years	G	AST	AVG
1. Pink Jones	16-20	114	484	4.2
2. Julie Anderson	01-05	127	432	3.4
3. Shannon Thomey	91-95	103	346	3.3
4. Lanea Robertson	95-98	74	274	3.5
5. Lena Womack	89-92	108	274	2.5

CAREER STEALS LEADERS

Name	Years	G	STL	AVG
1. Julie Anderson	01-05	127	294	2.3
2. Saprina Reed	03-05	71	255	3.6
3. Lena Womack	89-92	108	231	2.1
4. Pink Jones	16-20	114	226	1.9
5. Aungelique Sledge	11-15	103	202	2.0
6. Hailey Estes	16-20	116	192	1.6
7. Shannon Thomey	91-95	103	161	1.5



Pink Jones finished her illustrious career at Henderson State as the school's all-time leader in assists, second all-time in points and fourth all-time in steals. Jones was a four-time All-GAC selection and a two-time First Team

CAREER REBOUNDING LEADERS

Name	Years	G	REB	AVG
1. Hailey Estes	16-20	116	987	8.5
2. Karrington Whaley	17-22	124	838	6.8
3. Dulincia Keener	12-16	108	800	7.4
4. Aesha Carter	03-05	71	741	10.4
5. Kathy Comeaux	92-96	74	729	9.8
6. Rachel Keeton	99-03	108	691	6.4

CAREER BLOCKS LEADERS

Name	Years	G	BLK	AVG
1. Karrington Whaley	17-22	124	179	1.4
2. Aesha Carter	03-05	71	107	1.5
3. Lee Ann Hall	91-94	61	78	1.3
4. Bobbi Bazzle	21-25	108	51	0.5
5. Bree Bossier	14-18	87	57	0.6
6. Dulincia Keener	12-16	108	49	0.4
7. Dianca McGhee	01-03	47	45	1.0
8. Makenna Winans	23-25	60	43	0.7

CAREER 3-PT FIELD GOAL LEADERS

Name	Years	G	3-PTS	AVG
1. Haleigh Henson	14-18	110	293	2.6
2. Hailey Estes	16-20	116	288	2.4
3. Lani Snowden	17-22	132	220	1.7
4. Ashley Farrar	19-24	130	212	1.6
5. Linda Lyle	96-00	105	173	1.6
6. Aungelique Sledge	11-15	103	153	1.5
7. Regina Koonce	98-01	70	139	2.0
8. Brynlee Huggins	22-	87	136	1.6



Haleigh Henson is the most prolific shooter in Henderson State women's basketball history. During her career, Henson made a program and Great American Conference record 293 3-pointers in 110 games played.



TEAM GAME RECORDS


CATEGORY	RECORD	WHEN	OPPONENT
Points Scored	132	12-19-02	Rhema College
Rebounds	76	11-30-00	AU-Puerto Rico
FG ATT.	108	11-17-97	Wiley College
FG made	60	12-19-02	Rhema College
FG PCT.	61% (47-77)	12-31-11	Panhandle St.
FT ATT.	47	2-20-10	Christian Bros.
FT made	36	2-20-10	Christian Bros.
FT PCT.	100% (19-19)	2-3-00	Ouachita
3-pt. ATT.	39	1-17-19	Ouachita
3-pt. made	18	1-17-19	Ouachita
3-pt. PCT.	100%	12-8-94	Northeast Okla.
Assists	36	12-19-02	Rhema College
Blocks	11	11-27-04	LeMoyne-Owen
Steals	45	12-19-02	Rhema College
Margin of Victory	108 points	12-19-02	Rhema College
Points in a Half	75 points	12-19-02	Rhema College
Margin of Defeat	53 points	12-7-89	Arkansas Tech



Dulincia Keener holds the program record for points in a single game with 45, which she scored in an 82-64 win over Northwestern Oklahoma State on Jan. 9, 2016. Keener was 17-for-26 from the floor in the game and 10-of-12 at the free

INDIVIDUAL GAME RECORDS

CATEGORY	RECORD HOLDER	RECORD	WHEN	OPPONENT
Points	Dulincia Keener	45	1-9-16	NW Oklahoma
Rebounds	Kathy Comeaux	24	2-4-93	Ozarks
	Roquayyah Brown	24	1-4-97	Southern Arkansas
FG ATT.	Krystal Beachum	29	2-20-14	SW Oklahoma
FG made	Dulincia Keener	17	1-9-16	NW Oklahoma
FG PCT.	Crystal Harrison	100% (11)	12-31-11	Okla. Panhandle
FT ATT.	Marquetia Thomas	17	2-14-05	Christian Brothers
FT made	Kathy Comeaux	15	1-4-94	East Texas St.
	Heather Pate	15	2-15-99	Central Arkansas
	Aesha Carter	15	3-15-04	Rollins College
FT PCT.	Lena Womack	100% (12)	12-8-90	John Brown
	Jazmine Ellis	100% (11)	2-21-08	UA-Monticello
3-pt. ATT.	Christina Paradis	17	2-29-96	Lincoln Memorial
3-pt. made	Jasmine Settles	9	3-5-15	Arkansas Tech
3-pt. PCT.	Aungelique Sledge	100% (7)	1-4-14	Southern Nazarene
Assists	Pink Jones	14	11-23-19	Arkansas Tech
Blocked shots	Karrington Whaley	8	2-24-18	Harding
Steals	Julie Anderson	12	12-19-02	Rhema College



Julie Anderson-Wing holds the school record for steals in a game with 12 against Rhema College on Dec. 19, 2002. Anderson-Wing is the program's all-time leader in steals with

OVERTIME GAMES

2024-25:	HU 94, HSU 88 Rogers State 73, HSU 68	2017-18:	HSU 79, Southeastern Okla. 70	2007-08:	HSU 79, Harding 76 UA-Monticello 90, HSU 87
2023-24:	HSU 106, DSU 98 (2ot) HSU 94, OUA 92 (2ot)	2016-17:	SW Baptist 94, HSU 88	2006-07:	HSU 83, Texas Woman's 81
2022-23:	HSU 98, SAU 90 HSU 75, UAM 70	2013-14:	NW Oklahoma 70, HSU 63 HSU 101, SW Oklahoma 92 (2ot) NW Oklahoma 99, HSU 97	2005-06:	HSU 71, Southern Arkansas 66 HSU 77, Central Arkansas 73 HSU 73, West Georgia 70
2021-22:	HSU 94, OKBU 80	2012-13:	HSU 67, McMurry 62 Harding 76, HSU 69	2004-05:	Ouachita Baptist 84, HSU 76
2020-21:	HU 98, HSU 92	2010-11:	UA-Monticello 82, HSU 78 HSU 80, Harding 79	2003-04:	HSU 60, Valdosta St. 49 HSU 53, Delta State 52
2019-20:	SOSU 87, HSU 84 HSU 78, Southern Nazarene 74 SWOSU 77, HSU 70 Southern Nazarene 79, HSU 71	2009-10:	Gannon 81, HSU 75 (2ot) Arkansas Tech 90, HSU 86	2002-03:	HSU 86, Southern Arkansas 83 Arkansas Tech 70, HSU 66
				1999-00:	Central Arkansas 77, HSU 74



REDDIE RECORD HOLDERS

MOST POINTS SCORED

Career: Ashley Farrar (2019-24)	1868
Season: Angela Brown (1990-91)	650
Game: Dulincia Keener (Jan. 9, 2016) vs. Northwestern Oklahoma	45

MOST FIELD GOALS MADE

Career: Lena Womack (1989-93)	651
Season: Angela Brown (1990-91)	275
Game: Dulincia Keener (Jan. 9, 2016) vs. Northwestern Oklahoma	17

MOST FIELD GOALS ATTEMPTED

Career: Ashley Farrar (2019-24)	1437
Season: Saprina Reed (2003-04)	560
Game: Krystal Beachum (Feb. 20, 2014) vs. Southwestern Oklahoma	29

BEST FIELD GOAL PERCENTAGE

Career: Karrington Whaley (2017-22)	.591
Season: Karrington Whaley (2021-22)	.647
Game: Marchelle Bonner (Feb. 19, 1995) vs. West Alabama (11-for-11)	1.000

FREE THROWS MADE

Career: Ashley Farrar (2019-24)	452
Season: Aesha Carter (2004-05)	203
Game: Kathy Comeaux (Jan. 4, 1994) vs. Texas A&M-Commerce	15
Heather Pate (Feb. 15, 1999) vs. Central Arkansas	15
Aesha Carter (Mar. 15, 2004) vs. Rollins College	15

FREE THROWS ATTEMPTED

Career: Ashley Farrar (2019-24)	561
Season: Aesha Carter (2004-05)	285
Game: Marquetia Thomas (Feb. 14, 2005) vs. Christian Brothers	17

FREE THROW PERCENTAGE

Career: Ashley Farrar (2019-24)	.806
Season: Brittany Branum (2018-19)	.871
Game: Lena Womack (Dec. 8, 1990) vs. John Brown (12-for-12)	1.000
Lena Womack (Feb. 19, 1990) vs. Ouachita Baptist (10-for-10)	1.000
Shauna Randall (Feb. 21, 1991) vs. John Brown (10-for-10)	1.000

3-POINT GOALS MADE

Career: Haleigh Henson (2014-18)	293
Season: Aungelique Sledge (2013-14) Hailey Estes (2019-20)	82
Game: Jasmine Settles (Mar. 5, 2015) vs. Arkansas Tech	9

3-POINT GOALS ATTEMPTED

Career: Hailey Estes	904
Season: Hailey Estes (2016-17)	250
Game: Christina Paradis (Feb. 29, 1996) vs. Lincoln Memorial	17

3-POINT FIELD GOAL PERCENTAGE

Career: Julie Anderson (2001-05)	.410
Season: Jazmine Ellis (2010-11)	.474
Game: Aungelique Sledge (Jan. 4, 2014) vs. Southern Nazarene (7-for-7)	1.000

MOST REBOUNDS

Career: Hailey Estes (2016-20)	987
Season: Aesha Carter (2004-05)	374
Game: Kathy Comeaux (Feb. 4, 1993) vs. Ozarks	24
Roquayyah Brown (Jan. 4, 1997) vs. Southern Arkansas	24

HIGHEST REBOUND AVERAGE

Career: Marchelle Bonner (1994-96)	11.4
Season: Marchelle Bonner (1994-95)	12.3

MOST ASSISTS

Career: Pink Jones (2016-20)	484
Season: Pink Jones (2019-20)	146
Game: Pink Jones (Nov. 23, 2019) vs. Arkansas Tech	14

MOST STEALS

Career: Julie Anderson (2001-05)	294
Season: Saprina Reed (2004-05)	133
Game: Julie Anderson (Dec. 19, 2002) vs. Rhema College	12

MOST BLOCKS

Career: Karrington Whaley (2021-22)	179
Season: Aesha Carter (2004-05)	56
Game: Karrington Whaley (Feb. 24, 2018) vs. Harding	8



YEAR BY YEAR LEADERS (SINCE 1987)

SCORING LEADERS

Year	Player	Pts. - Avg.
2024-25	Natalie Cardenas	347-15.1
2023-24	Ashley Farrar	502-15.7
2022-23	Ashley Farrar	560-19.3
2021-22	Ashley Farrar	526-17.5
2020-21	Maci Mains	200-15.4
2019-20	Hailey Estes	418-13.9
2018-19	Pink Jones	439-15.1
2017-18	Pink Jones	472-16.3
2016-17	Pink Jones	372-13.8
2015-16	Dulincia Keener	514-18.4
2014-15	Aungelique Sledge	543-20.1
2013-14	Aungelique Sledge	530-19.6
2012-13	Destiney Smith	390-14.4
2011-12	Cheree Freeman	366-13.6
2010-11	Jazmine Ellis	306-11.8
2009-10	Danyelle Harris	367-13.1
2008-09	Chanlee Bottoms	320-12.3
2007-08	Jazmine Ellis	317-12.2
2006-07	Shondra Bush	374-17.0
2005-06	Rayna Hare	482-14.6
2004-05	Aesha Carter	535-15.3
2003-04	Saprina Reed	587-16.3
2002-03	TaKeela Ball	411-14.2
2001-02	Mandy Hill	482-18.5
2000-01	Rachel Keeton	318-12.2
1999-00	Regina Koonce	386-14.8
1998-99	Schree Eackles	450-17.3
1997-98	Schree Eackles	356-13.7
1996-97	Roquayyah Brown	451-16.1
1995-96	Kathy Comeaux	475-19.0
1994-95	Kimberly Rolle	486-18.7
1993-94	Kathy Comeaux	500-20.0
1992-93	Kathy Comeaux	590-24.6
1991-92	Angela Brown	597-21.3
1990-91	Angela Brown	650-22.4

STEALS LEADERS

Year	Player	S-AVG
2024-25	Sam Basson	27-0.9
2023-24	Jadah Pickens	25-0.8
2022-23	Abbie Jiles	48-1.6
2021-22	Jadah Pickens	38-1.3
	Sonni Martin	38-1.3
2020-21	Jadah Pickens	15-1.1
	Gracie Raby	15-1.1
2019-20	Pink Jones	70-2.4
2018-19	Pink Jones	51-1.7
2017-18	Pink Jones	51-1.7
2016-17	Pink Jones	54-2.0
2015-16	Victoria Stewart	32-1.1
2014-15	Aungelique Sledge	59-2.2
2013-14	Aungelique Sledge	86-3.2
2012-13	Krystal Beachum	40-1.5
2011-12	Cheree Freeman	57-2.1
2010-11	Nyeshia Adams	46-1.8
2009-10	Danyelle Harris	54-1.9
2008-09	Chanlee Bottoms	61-2.3
2007-08	Katie Williams	79-2.9
2006-07	Samantha Smith	68-2.3
2005-06	Shondra Bush	85-2.7
2004-05	Saprina Reed	133-3.8
2003-04	Saprina Reed	122-3.4
2002-03	Julie Anderson	77-2.7
2001-02	Julie Anderson	36-1.4
2000-01	Kenneshia Henderson	42-1.8
1999-00	Regina Koonce	45-1.7
1998-99	Regina Koonce	53-2.0
1997-98	Lanea Robertson	64-2.5
1996-97	Roquayyah Brown	42-1.5
1995-96	Kathy Comeaux	49-2.0
1994-95	Shannon Thomey	65-2.5
1993-94	Kathy Comeaux	46-1.8
1992-93	Lena Womack	51-2.1
1991-92	Lena Womack	72-2.6
1990-91	Lena Womack	62-2.1

ASSISTS LEADERS

Year	Player	Ast. - Avg.
2024-25	Sam Basson	69-2.5
2023-24	Ashley Farrar	57-1.8
2022-23	Sonni Martin	92-3.2
2021-22	Sonni Martin	104-3.5
2020-21	Maci Mains	58-4.4
2019-20	Pink Jones	146-5.0
2018-19	Pink Jones	132-4.5
2017-18	Pink Jones	111-3.8
2016-17	Pink Jones	95-3.5
2015-16	Victoria Stewart	76-2.7
2014-15	Aungelique Sledge	64-2.4
2013-14	Taylor Washington	76-2.8
2012-13	Krystal Beachum	50-1.9
2011-12	Shillallie Jones	60-2.2
2010-11	Krissica Harper	66-2.8
2009-10	Nyeshia Adams	69-2.4
2008-09	Chanlee Bottoms	67-2.6
2007-08	Katie Williams	75-2.8
2006-07	Samantha Smith	99-3.4
2005-06	Angelique Baulding	115-3.5
2004-05	Julie Anderson	96-2.7
2003-04	Julie Anderson	109-3.0
2002-03	Julie Anderson	123-4.2
2001-02	Julie Anderson	98-3.8
2000-01	Regina Koonce	50-2.8
1999-00	Regina Koonce	99-3.8
1998-99	Regina Koonce	89-3.4
1997-98	Lanea Robertson	95-3.7
1996-97	Lanea Robertson	93-3.3
1995-96	Lanea Robertson	86-3.4
1994-95	Shannon Thomey	111-4.3
1993-94	Felicia Cartwright	99-4.0
1992-93	Felicia Cartwright	84-4.4
1991-92	Shannon Thomey	108-4.0
1990-91	Lena Womack	127-4.2



Pink Jones led Henderson State in assists and steals in all four seasons of her illustrious career. She was the Reddies' scoring leader as well in every year but 2019-20. Jones, Lena Womack-Moore, Hailey Estes and Julie Anderson-Wing are the only players in program history to lead the

REBOUNDING LEADERS

Year	Player	Reb. - Avg.
2024-25	Makenna Winans	211-7.5
2023-24	Makenna Winans	194-6.1
2022-23	Ashley Farrar	170-5.9
2021-22	Karrington Whaley	245-8.2
2020-21	Karrington Whaley	95-8.6
2019-20	Hailey Estes	309-10.3
2018-19	Hailey Estes	234-8.1
2017-18	Hailey Estes	232-8.0
2016-17	Hailey Estes	212-7.6
2015-16	Dulincia Keener	260-9.3
2014-15	Aungelique Sledge	198-7.3
2013-14	Dulincia Keener	218-8.4
2012-13	Destiney Smith	308-11.4
2011-12	Destiney Smith	181-7.5
2010-11	Gianna Woods	160-6.2
2009-10	Asaiah Lowe	171-5.9
2008-09	Asaiah Lowe	161-6.2
2007-08	Candy Hall	270-10.0
2006-07	Sierra Dawson	189-6.5
2005-06	Rayna Hare	202-6.1
2004-05	Aesha Carter	374-10.7
2003-04	Aesha Carter	367-10.2
2002-03	Kayla Madewell	162-5.4
	Satoya Spates	162-5.4
2001-02	Rachel Keeton	168-6.5
2000-01	Rachel Keeton	231-8.9
1999-00	Rachel Keeton	180-6.9
1998-99	Mandy Hill	125-4.8
1997-98	Lakeshia Raffett	179-6.9
1996-97	Roquayyah Brown	323-11.5
1995-96	Marchelle Bonner	262-10.5
1994-95	Marchelle Bonner	321-12.3
1993-94	Kathy Comeaux	220-8.8
1992-93	Kathy Comeaux	251-10.5
1991-92	Angela Brown	309-11.0
1990-91	Angela Brown	313, 10.8



Although she played guard for her entire career at Henderson State, Hailey Estes led the Reddies in rebounding for four-straight years. Estes was a First Team All-GAC selection as a senior and ended her time at HSU as the program's all-time leader in rebounds with 987 total boards



YEAR BY YEAR LEADERS (SINCE 1987)

3PT.-FG PERCENTAGE LEADERS

Year	Player	FG-FGA	PCT.
2024-25	Sam Basson	49-131	.374
2023-24	Tori Gittens	64-125	.508
2022-23	Ashley Farrar	59-161	.366
2021-22	Lani Snowden	67-150	.447
2020-21	Sonni Martin	22-46	.478
2019-20	Lani Snowden	67-151	.444
2018-19	Blu Jones	59-151	.391
2017-18	Lani Snowden	27-71	.380
2016-17	Blu Jones	20-51	.392
2015-16	Haleigh Henson	72-204	.353
2014-15	Victoria Stewart	26-61	.426
2013-14	Aunelique Sledge	82-216	.380
2012-13	Sheay Longstaff	34-120	.283
2011-12	Sheay Longstaff	62-173	.358
2010-11	Jazmine Ellis	37-78	.474
2009-10	Danyelle Harris	63-156	.404
2008-09	Trenia Barbee	30-90	.333
2007-08	Chanlee Bottoms	64-175	.366
2006-07	Lauren Hill	48-110	.436
2005-06	Rayna Hare	33-87	.379
2004-05	Julie Anderson	23-51	.451
2003-04	Julie Anderson	17-50	.340
2002-03	Kayla Madewell	69-207	.333
2001-02	Mandy Hill	70-190	.368
2000-01	Regina Koonce	33-90	.367
1999-00	Regina Koonce	53-122	.434
1998-99	Regina Koonce	53-139	.381
1997-98	Linda Lyle	49-156	.314
1996-97	Christina Paradis	59-142	.415
1995-96	Christina Paradis	60-152	.395
1994-95	Felicia Cartwright	54-154	.351
1993-94	Bridgette Brown	52-143	.364
1992-93	Bridgette Brown	47-131	.359
1991-92	Helen Black	24-98	.245
1990-91	Bridgette Brown	29-90	.322

FT PERCENTAGE LEADERS

Year	Player	FT-FTA	PCT.
2024-25	Natalie Cardenas	109-140	.779
2023-24	Olivia Allen	55-59	.932
2022-23	Jasmine Bailey	26-29	.897
2021-22	Ashley Farrar	119-144	.826
2020-21	Lani Snowden	30-34	.882
2019-20	Maci Mains	77-102	.755
2018-19	Brittany Branum	54-62	.871
2017-18	Hailey Estes	49-60	.817
2016-17	Brittany Branum	97-115	.843
2015-16	Brittany Branum	52-69	.754
2014-15	Jasmine Settles	39-51	.765
2013-14	Jasmine Settles	70-91	.769
2012-13	Destiny Smith	119-165	.721
2011-12	Cheree Freeman	65-82	.793
2010-11	Jazmine Ellis	83-117	.709
2009-10	Danyelle Harris	74-94	.787
2008-09	Chanlee Bottoms	82-101	.812
2007-08	Jasmine Ellis	78-100	.780
2006-07	Samantha Smith	56-66	.848
2005-06	Rayna Hare	89-113	.788
2004-05	Satoya Spates	45-61	.738
2003-04	Maggie Sauls	54-67	.806
2002-03	Rachel Keeton	64-81	.790
2001-02	Mandy Hill	66-90	.733
2000-01	Mandy Hill	69-92	.750
1999-00	Regina Koonce	75-90	.833
1998-99	Heather Pate	128-163	.785
1997-98	Schree Eackles	56-80	.700
1996-97	Felicia Hunter	79-109	.725
1995-96	Kathy Comeaux	103-174	.592
1994-95	Kimberly Rolle	105-135	.778
1993-94	Kimberly Rolle	41-54	.759
1992-93	Kathy Comeaux	106-140	.757
1991-92	Lena Womack	111-142	.782
1990-91	Lena Womack	104-137	.759

FG PERCENTAGE LEADERS

Year	Player	FG-FGA	PCT.
2024-25	Bobbi Bazzle	47-81	.580
2023-24	Bobbi Bazzle	38-73	.521
2022-23	Bobbi Bazzle	25-47	.532
2021-22	Karrington Whaley	130-201	.647
2020-21	Tamia Templeton	43-76	.566
2019-20	Karrington Whaley	159-284	.560
2018-19	Karrington Whaley	111-181	.613
2017-18	Karrington Whaley	33-51	.647
2016-17	Blu Jones	65-136	.478
2015-16	Dulincia Keener	189-389	.486
2014-15	Dulincia Keener	113-199	.568
2013-14	Dulincia Keener	80-150	.533
2012-13	Destiny Smith	135-233	.579
2011-12	Crystal Harrison	102-186	.548
2010-11	Gianna Woods	106-200	.530
2009-10	DeAndra Thomas	41-84	.488
2008-09	Trenia Barbee	111-250	.444
2007-08	Candy Hall	97-207	.469
2006-07	Lauren Hill	90-202	.446
2005-06	Rayna Hare	180-344	.423
2004-05	Marquetia Thomas	128-271	.472
2003-04	Crystal Oates	94-190	.495
2002-03	Dianca McGhee	131-228	.575
2001-02	Dianca McGhee	49-91	.538
2000-01	Laura Culpepper	32-59	.542
1999-00	Rachel Keeton	102-183	.557
1998-99	LaKristal Gordon	55-86	.640
1997-98	LaKristal Gordon	105-211	.498
1996-97	Felicia Hunter	75-151	.497
1995-96	Marchelle Bonner	180-309	.583
1994-95	Marchelle Bonner	204-354	.576
1993-94	Akiba Flanagan	102-207	.493
1992-93	Kathy Comeaux	242-381	.635
1991-92	Lee Ann Hall	76-131	.580
1990-91	Angela Brown	275-486	.566



Brittany Branum was virtually automatic at the free throw line for Henderson State in her career. Branum holds the school record for highest free throw shooting percentage in a



Karrington Whaley was a staple for the Reddies program in her five seasons. Whaley is the all-time leader in blocks (179) and holds the school record for highest career fieldgoal

BLOCKS LEADERS

Year	Player	B-AVG.
2024-25	Bobbi Bazzle	19-0.7
2023-24	Makenna Winans	28-0.9
2022-23	Abbie Jiles	20-0.7
2021-22	Karrington Whaley	53-1.8
2020-21	Karrington Whaley	23-2.1
2019-20	Karrington Whaley	45-1.5
2018-19	Karrington Whaley	39-1.3
2017-18	Bree Bossier	46-1.5
2016-17	Hailey Estes	10-0.4
2015-16	Victoria Stewart	13-0.5
2014-15	Dulincia Keener	13-0.5
2013-14	Dulincia Keener	17-0.7
2012-13	Destiny Smith	14-0.5
2011-12	Cheree Freeman	31-1.1
2010-11	Cheree Freeman	14-0.5
2009-10	Asaiah Lowe	8-0.3
2008-09	Asaiah Lowe	7-0.3
2007-08	Candy Hall	6-0.2
2006-07	Ashley Perry	22-0.8
2005-06	Ashley Perry	53-1.6
2004-05	Aesha Carter	56-1.6
2003-04	Aesha Carter	51-1.4
2002-03	Kayla Madewell	24-0.8
	Dianca McGhee	24-0.8
2001-02	Dianca McGhee	21-1.2
2000-01	Callie Miller	13-0.5
1999-00	Rachel Keeton	7-0.3
1998-99	Schree Eackles	9-0.3
1997-98	LaKeshia Raffet	7-0.3
1996-97	Felicia Hunter	18-0.6
1995-96	Candice Brookins	32-1.3
1994-95	Kelli Tuttle	37-1.4
1993-94	Catena McCoy	19-0.8
1992-93	Lee Ann Hall	35-1.5

ALL-TIME YEAR BY YEAR RECORDS

YEAR	COACH	RECORD	PCT.	CONFERENCE	FINISH
2024-25	Jill Thomas	9-19	.321	Great American (NCAA II)	7-15 (Tenth)
2023-24	Jill Thomas	20-12	.625	Great American (NCAA II)	13-9 (Fourth)
2022-23	Jill Thomas	17-12	.586	Great American (NCAA II)	14-8 (Third)
2021-22	Jill Thomas	19-11	.633	Great American (NCAA II)	13-9 (Fourth)
2020-21	Jill Thomas	7-6	.538	Great American (NCAA II)	7-5 (2nd East)
2019-20	Jill Thomas	20-10	.667	Great American (NCAA II)	14-8 (Fifth)
2018-19	Jill Thomas	18-11	.620	Great American (NCAA II)	13-9 (Fifth)
2017-18	Jill Thomas	21-9	.700	Great American (NCAA II)	16-6 (Third)
2016-17	Jill Thomas	8-20	.286	Great American (NCAA II)	8-14 (T-Eighth)
2015-16	Jill Thomas	14-15	.500	Great American (NCAA II)	13-9 (Fifth)
2014-15	Jill Thomas	10-17	.370	Great American (NCAA II)	8-12 (Seventh)
2013-14	Jill Thomas	13-14	.481	Great American (NCAA II)	8-12 (Sixth)
2012-13	Kaci Bailey	13-14	.481	Great American (NCAA II)	8-12 (Seventh)
2011-12	Chris Oestreich	14-13	.519	Great American (NCAA II)	7-9 (Fifth)
2010-11	Josh Matthews	15-11	.577	Gulf South (NCAA II)	6-8 (5th West)
2009-10	Josh Matthews	15-14	.517	Gulf South (NCAA II)	6-8 (5th West)
2008-09	Josh Matthews	10-16	.385	Gulf South (NCAA II)	4-10 (6th West)
2007-08	Josh Matthews	15-12	.556	Gulf South (NCAA II)	6-8 (5th West)
2006-07	Josh Matthews	19-10	.655	Gulf South (NCAA II)	6-8 (5th West)
2005-06	Jeff Caldwell	29-5	.853	Gulf South (NCAA II)	14-2 (1st West)
2004-05	Jeff Caldwell	25-10	.714	Gulf South (NCAA II)	13-3 (2nd West)
2003-04	Jeff Caldwell	23-13	.639	Gulf South (NCAA II)	11-5 (4th West)
2002-03	Jeff Caldwell	20-10	.667	Gulf South (NCAA II)	12-4 (2nd West)
2001-02	Sandra Rushing	13-13	.500	Gulf South (NCAA II)	7-9 (5th West)
2000-01	Dr. David Thigpen	7-19	.269	Gulf South (NCAA II)	4-12 (7th West)
1999-00	Dr. David Thigpen	10-16	.385	Gulf South (NCAA II)	4-10 (7th West)
1998-99	Dr. David Thigpen	9-17	.346	Gulf South (NCAA II)	4-10 (7th West)
1997-98	Dr. David Thigpen	4-22	.154	Gulf South (NCAA II)	2-12 (8th West)
1996-97	Dr. David Thigpen	7-21	.250	Gulf South (NCAA II)	4-10 (6th West)
1995-96	Dr. David Thigpen	10-15	.400	Gulf South (NCAA II)	7-7 (5th West)
1994-95	Dr. David Thigpen	21-5	.807	Gulf South (NCAA II)	12-2 (1st West)
1993-94	Dr. David Thigpen	15-10	.600	Gulf South (NCAA II)	10-4 (1st West)
1992-93	Dr. David Thigpen	12-12	.500	Arkansas Intercollegiate (NAIA)	7-9 (5th)
1991-92	Dr. David Thigpen	16-14	.533	Arkansas Intercollegiate (NAIA)	8-8 (5th)
1990-91	Dr. David Thigpen	16-13	.552	Arkansas Intercollegiate (NAIA)	7-9 (6th)
1989-90	Dr. David Thigpen	2-25	.074	Arkansas Intercollegiate (NAIA)	1-15 (9th)
1988-89	Cheryl Bowden	8-14	.363	Arkansas Intercollegiate (NAIA)	5-11 (6th)
1987-88	Jane Sevier/Shirley Lavender	11-12	.478	Arkansas Intercollegiate (NAIA)	6-10 (7th)
1986-87	Jane Sevier	5-17-1	.239	Arkansas Intercollegiate (NAIA)	3-15 (7th)
1985-86	Jane Sevier	10-13	.435	Arkansas Intercollegiate (NAIA)	6-12 (8th)
1984-85	Jane Sevier	10-10	.500	Arkansas Intercollegiate (NAIA)	8-8 (5th)
1983-84	Jane Sevier	7-11	.389	Arkansas Intercollegiate (NAIA)	4-10 (6th)
1982-83	Jane Sevier	8-9	.470	Arkansas Intercollegiate (NAIA)	7-7 (5th)
1981-82	Jane Sevier	6-14	.300	Arkansas Intercollegiate (NAIA)	4-10 (6th)
1980-81	Jane Sevier	9-13	.409	Arkansas Intercollegiate (NAIA)	7-13 (7th)
1979-80	Jane Sevier	7-14	.333	Arkansas Intercollegiate (NAIA)	3-11 (7th)
1978-79	Jane Sevier	8-12	.400	Arkansas Intercollegiate (NAIA)	5-9 (6th)
1977-78	Jane Sevier	11-12	.478	Arkansas Intercollegiate (NAIA)	6-8 (6th)
1976-77	Jane Sevier	10-11	.476	Arkansas Intercollegiate (NAIA)	7-7 (5th)
1975-76	Jane Sevier	11-9-1	.548	Arkansas Intercollegiate (NAIA)	6-8 (5th)
1974-75	Jane Sevier	17-6	.739	Arkansas Intercollegiate (NAIA)	9-5 (3rd)
1973-74	Jane Sevier	13-7-1	.643	Arkansas Intercollegiate (NAIA)	8-5-1 (2nd)
1972-73	Jane Sevier	17-2	.894	Arkansas Intercollegiate (NAIA)	8-0 (1st)



ALL-TIME COACHING RECORDS

BY WINS

COACH	YEARS	CONF.	PCT	OVERALL	PCT.
Jill Thomas	12 (2013-present)	134-116	.536	176-156	.530
Jane Sevier	16 (1971-1987)	99-127-1	.438	164-166	.498
Dr. David Thigpen	12 (1989-2001)	70-108	.393	129-189	.406
Jeff Caldwell	4 (2002-2006)	50-14	.781	97-38	.719
Josh Matthews	5 (2006-2011)	28-42	.400	74-63	.540
Chris Oestreich	1 (2011-12)	7-9	.438	14-13	.519
Sandra Rushing	1 (2001-2002)	7-9	.438	13-13	.500
Kaci Bailey	1 (2012-13)	8-12	.400	13-14	.481
Shirley Lavender	1 (1987-1988)	6-9	.400	8-9	.471
Cheryl Bowden	1 (1988-1989)	5-11	.313	8-14	.363

BY WINNING PERCENTAGE

COACH	YEARS	CONF.	PCT	OVERALL	PCT.
Jeff Caldwell	4 (2002-2006)	50-14	.781	97-38	.719
Josh Matthews	5 (2006-2011)	28-42	.400	74-63	.540
Jill Thomas	12 (2013-present)	134-116	.536	176-156	.530
Chris Oestreich	1 (2011-12)	7-9	.438	14-13	.519
Sandra Rushing	1 (2001-2002)	7-9	.438	13-13	.500
Jane Sevier	16 (1971-1987)	99-127-1	.438	164-166	.498
Kaci Bailey	1 (2012-13)	8-12	.400	13-14	.481
Shirley Lavender	1 (1987-1988)	6-9	.400	8-9	.471
Dr. David Thigpen	12 (1989-2001)	70-108	.393	129-189	.406
Cheryl Bowden	1 (1988-1989)	5-11	.313	8-14	.363

CHRONOLOGICAL ORDER


COACH	YEARS	CONF.	PCT	OVERALL	PCT.
Jane Sevier	16 (1971-1987)	99-127-1	.438	164-166	.498
Shirley Lavender	1 (1987-1988)	6-9	.400	8-9	.471
Cheryl Bowden	1 (1988-1989)	5-11	.313	8-14	.363
Dr. David Thigpen	12 (1989-2001)	70-108	.393	129-189	.406
Sandra Rushing	1 (2001-2002)	7-9	.438	13-13	.500
Jeff Caldwell	4 (2002-2006)	50-14	.781	97-38	.719
Josh Matthews	5 (2006-2011)	28-42	.400	74-63	.540
Chris Oestreich	1 (2011-12)	7-9	.438	14-13	.519
Kaci Bailey	1 (2012-13)	8-12	.400	13-14	.481
Jill Thomas	12 (2013-present)	134-116	.536	176-156	.530



JANE SEVIER



JILL THOMAS



DR. DAVID THIGPEN



AWARD WINNERS / ALL-REGION

ALL-GSC SELECTIONS

Year	Player	Honor
2010	Danyelle Harris	West Division, Second Team
2007	Shondra Bush	West Division, First Team
2006	Rayna Hare	West Division, First Team
2006	Keisha Blackwell	West Division, Second Team
2005	Saprina Reed	West Division, First Team
2005	Aesha Carter	West Division, First Team
2004	Saprina Reed	West Division, First Team
2004	Aesha Carter	West Division, Second Team
2003	TaKeela Ball	West Division, First Team
2003	Kayla Madewell	West Division, First Team
2002	Mandy Hill	West Division, First Team
2001	Rachel Keeton	West Division, Second Team
1996	Kathy Comeaux	West Division, First Team
1995	Marchelle Bonner	West Division, First Team
1995	Kimberly Rolle	West Division, First Team
1994	Kathy Comeaux	West Division, First Team

GSC ANNUAL AWARDS

Year	Player	Honor
1996	Christina Paradis	Freshman of the Year
1995	Marchelle Bonner	Newcomer of the Year
1994	Kathy Comeaux	Player of the Year
1994	David Thigpen	Coach of the Year

GSC/GAC ALL-TOURNAMENT

Year	Player	Honor
2023	Ashley Farrar	MVP, All-GAC Tournament
2023	Jadah Pickens	All-GAC Tournament
2023	Brynlee Huggins	All-GAC Tournament
2006	Rayna Hare	All-GSC Tournament
2006	Keisha Blackwell	All-GSC Tournament
2004	Aesha Carter	MVP, GSC Tournament
2004	Maggie Sauls	All-GSC Tournament

ALL-GAC SELECTIONS

Year	Player	Honor
2024-25	Brynlee Huggins	Honorable Mention
2024-25	Natalie Cardenas	Honorable Mention
2023-24	Ashley Farrar	First Team
2023-24	Tori Gittens	Honorable Mention
2022-23	Ashley Farrar	First Team
2021-22	Ashley Farrar	Second Team
2021-22	Lani Snowden	Honorable Mention
2020-21	Maci Mains	First Team
2019-20	Hailey Estes	First Team
2019-20	Pink Jones	Second Team
2018-19	Pink Jones	First Team
2018-19	Hailey Estes	Honorable Mention
2017-18	Pink Jones	First Team
2017-18	Haleigh Henson	Second Team
2016-17	Pink Jones	Honorable Mention
2015-16	Dulincia Keener	First Team
2015-16	Victoria Stewart	Honorable Mention
2014-15	Aungelique Sledge	First Team
2013-14	Aungelique Sledge	First Team
2012-13	Destiny Smith	Second Team
2011-12	Cheree Freeman	Second Team

GAC ANNUAL AWARDS

Year	Player	Honor
2023-24	Tori Gittens	Newcomer of the Year
2016-17	Pink Jones	Freshman of the Year
2014-15	Aungelique Sledge	Defensive Player of the Year
2013-14	Aungelique Sledge	Defensive Player of the Year

ALL-REGION SELECTIONS

Year	Player	Honor
2015	Aungelique Sledge	Daktronics, Second Team Central Region
2006	Shonda Bush	Daktronics, Second Team South Region
2005	Aesha Carter	Daktronics, First Team South Region
2004	Aesha Carter	Daktronics, Second Team South Region

NCAA REGION ALL-TOURNAMENT

Year	Player	Honor
2006	Shondra Bush	South Regional MVP
2006	Rayna Hare	All-South Regional
2005	Saprina Reed	All-South Regional
2005	Aesha Carter	All-South Regional
2004	Aesha Carter	South Regional MVP
2004	Saprina Reed	All-South Regional

NATIONAL ACADEMIC AWARDS

Year	Player	Honor
2015	Aungelique Sledge	Academic All-American Capital One/CoSida First Team
2005	Julie Anderson	Academic All-District Second Team



A two-time GAC Defensive Player of the Year, **Aungelique Sledge** was a star for the Reddies from 2011-2015. Sledge was a two-time First Team All-GAC honoree, a Second Team All-Central Region selection in 2015, and became the program's first Capital One Academic All-American as a senior. She averaged 19.6 and 20.1 points per game, respectively, in her last two seasons at HSU and ranks fifth all-time in scoring at Henderson with 1341 points.

ALL-AIC SELECTIONS


Year	Player
1993	Lena Womack-Moore
1993	Kathy Comeaux
1992	Lena Womack-Moore
1992	Angela Brown
1991	Lena Womack-Moore
1991	Angela Brown
1990	Lena Womack-Moore
1988	Ruth Smith
1987	Ruth Smith
1986	Yvonne Neal
1985	Yvonne Neal
1984	Lisa Hampton
1984	Yvonne Neal

ACADEMIC ALL-GAC

Year	Player
2021-22	Jasmine Bailey
2021-22	Bobbi Bazzle
2021-22	JJ Eddens
2021-22	Ashley Farrar
2021-22	Alee McCleendon
2021-22	Jadah Pickens
2021-22	Gracie Raby
2021-22	Lani Snowden
2021-22	Karrington Whaley
2019-20	Hailey Estes
2019-20	Pink Jones
2019-20	Blu Jones
2019-20	Brooke Lewis
2019-20	Madi Nichols
2019-20	Lani Snowden
2018-19	Brittany Branum
2018-19	Hailey Estes
2018-19	Pink Jones
2018-19	Blu Jones
2018-19	Brooke Lewis
2018-19	Madi Nichols
2018-19	Lani Snowden
2018-19	Torrie Thompson
2017-18	Bree Bossier
2017-18	Brittany Branum
2017-18	Hailey Estes
2017-18	Haleigh Henson
2017-18	Brooke Lewis
2017-18	Madi Nichols
2017-18	Torrie Thompson
2016-17	Bree Bossier
2016-17	Brittany Branum
2016-17	Haleigh Henson
2016-17	Torrie Thompson
2015-16	Bree Bossier
2014-15	Aungelique Sledge
2013-14	Krystal Beachum
2013-14	Arianna Caffey
2013-14	Aungelique Sledge
2012-13	Krystal Beachum
2012-13	Shareka Maner
2012-13	Jill Temples
2011-12	Krystal Beachum




REDDIE ALL-AMERICANS



ANGELA BROWN

1992 NAIA ALL-AMERICAN


Brown averaged 21.3 points and 11.0 rebounds per game during the 1991-92 season. During her career, she totaled 1,247 points and 622 rebounds, for an average of 21.9 points and 10.9 rebounds per game.



KATHY COMEAUX

1993 NAIA ALL-AMERICAN
1994 NCAA ALL-AMERICAN
1996 NCAA ALL-AMERICAN

Second all-time in scoring at Henderson with 1,566 points, Comeaux averaged 21.1 points per game during her career. Comeaux is the only female athlete ever at Henderson State to earn All-American honors three times.



MARCHELLE BONNER

1995 NCAA ALL-AMERICAN

Bonner holds the Henderson State career record for average rebounds grabbing 11.4 boards per game for her entire career. She totaled 870 points and 582 rebounds during her two years at Henderson State.



AESHA CARTER

2005 NCAA ALL-AMERICAN
DAKTRONICS - THIRD TEAM
KODAK/WBCA - HM

Carter held the Henderson State career rebounding record from 2005 to 2020. In 2004-05, Carter averaged 15.3 points, 10.7 rebounds, and 1.6 blocks per game. She was the 2004 NCAA South Regional MVP and a South Regional All-Tournament selection in 2005.



SAPRINA REED

2005 NCAA ALL-AMERICAN
KODAK/WBCA - HM

Reed ranks 10th all-time in career scoring at Henderson State with 1080 points and is second all-time with 255 steals. In her final season for the Reddies, Reed averaged 14.1 points and 3.8 steals per game. Reed was a two-time NCAA South Regional All-Tournament team honoree.

HALL OF HONOR INDUCTEES

HALL OF HONOR INDUCTEES

Dulincia Keener	2022
Aungelique Sledge	2021
Julie Anderson-Wing	2018
Marchelle Bonner	2009
Angela Brown	2004
Aesha Carter	2014
Kathy Comeaux	2001
Sandra Hatley	2003
Julia Jackson-Ingram	2006
Selena Middleton	2017
Yvonne Neal	2012
Saprina Reed-Burnett	2015
Kimberly Rolle	2007
Louis Ross-Robey	2002
Jan Allen Segrest	2000
Jane Seiver	2003
Lena Womack-Moore	2005



MARCHELLE BONNER



ANGELA BROWN



AESHA CARTER



KATHY COMEAUX



AUNGELIQUE SLEDGE



DULINCIA KEENER



JULIA JACKSON-INGRAM



SELENA MIDDLETON



YVONNE NEAL



SAPRINA REED-BURNETT



JULIE ANDERSON-WING



KIMBERLY ROLLE



LOUISE ROSS-ROBEY



JAN ALLEN SEGREST



JANE SEIVER



LENA WOMACK-MOORE



SANDRA HATLEY



YEAR-BY-YEAR RESULTS

COACH - JILL THOMAS

2024-25 • 9-19, 7-15

at Central Missouri L, 76-49
 at Missouri Southern (N) W, 75-47
 Delta State W, 83-73
 at Northeastern State L, 70-61
 at Mississippi College W, 53-50
 Rogers State L, 73-68 (ot)
 at Southeastern Oklahoma St.* L, 59-46
 at East Central* L, 66-61
 at Arkansas Tech* W, 83-70
 Harding* L, 94-88 (ot)
 Southern Arkansas* W, 70-67
 at Arkansas-Monticello* W, 70-51
 Southwestern Oklahoma St.* L, 89-83
 Northwestern Oklahoma St.* W, 72-69
 at Southern Nazarene* L, 63-41
 at Oklahoma Baptist* L, 75-56
 Ouachita Baptist* L, 80-58
 at Southern Arkansas* W, 75-68
 East Central* W, 74-68
 Southeastern Oklahoma St.* W, 64-62
 at Northwestern Oklahoma St.* L, 81-45
 at Southwestern Oklahoma St.* L, 64-60
 at Ouachita Baptist* L, 70-52
 Arkansas-Monticello* L, 70-53
 Oklahoma Baptist* L, 66-61
 Southern Nazarene* L, 76-65
 Arkansas Tech* L, 71-66
 at Harding* L, 86-52

(N) - Neutral Site
 * - Conference
 ** - Conference Tournament

COACH - JILL THOMAS

2023-24 • 20-12, 13-9

GAC TOURNAMENT CHAMPIONS

at Emporia State W, 80-67
 Missouri Southern (N) L, 85-68
 at Delta State W, 106-98 (2ot)
 Northeastern State W, 69-56
 Pittsburg State W, 95-72
 No. 9 Texas Woman's W, 71-69
 at Southern Arkansas* L, 61-55
 Arkansas-Monticello* W, 79-69
 Arkansas Tech* W, 84-80
 at (RV) Harding* L, 80-62
 No. 7 Southern Nazarene* L, 75-53
 Oklahoma Baptist* W, 74-54
 at Southwestern Oklahoma St.* W, 78-71
 at No. 12 Northwestern Okla. St.* L, 64-55
 Southeastern Oklahoma St. W, 75-69
 East Central* W, 63-48
 at Ouachita Baptist* W, 94-92 (2ot)
 Southern Arkansas* W, 81-60
 at Oklahoma Baptist* W, 63-56
 at No. 5 Southern Nazarene* L, 67-62
 No. 18 Northwestern Okla. St.* L, 71-63
 Southwestern Okla. St.* W, 62-53
 Ouachita Baptist* W, 78-76
 at Arkansas-Monticello* L, 69-57
 at East Central* W, 85-68
 at Southeastern Okla. St.* W, 75-66
 at Arkansas Tech* L, 67-66
 No. 17 Harding* W, 92-84
 Arkansas Tech** W, 82-62
 Southern Nazarene** W, 81-77
 Southwestern Okla. St.** W, 71-55
 at Southern Nazarene+ L, 70-61

* - Conference
 ** - Conference Tournament
 + - Central Region Tournament

COACH - JILL THOMAS

2022-23 • 17-12, 14-8 GAC

Missouri Southern (N) L, 74-59
 Emporia State (N) L, 79-51
 Champion Christian W, 69-46
 Arkansas-Fort Smith W, 77-66
 Texas-Tyler W, 67-57
 at Texas Woman's L, 75-66
 Southern Arkansas* W, 98-90 (OT)
 at Arkansas-Monticello* W, 75-70 (OT)
 at Arkansas Tech* W, 78-67
 Harding* L, 83-65
 at Oklahoma Baptist* L, 61-54
 at Southern Nazarene* L, 63-47
 Northwestern Oklahoma State* W, 72-64
 Southwestern Oklahoma State* W, 85-65
 at Southern Arkansas* L, 62-60
 Arkansas-Monticello* W, 72-63
 at Ouachita Baptist* L, 69-59
 at East Central* W, 66-61
 at Southeastern Oklahoma State* W, 61-52
 Southern Nazarene* L, 58-50
 Oklahoma Baptist* W, 68-56
 at Southwestern Oklahoma State* W, 62-57
 at Northwestern Oklahoma State* L, 65-49
 Ouachita Baptist* W, 82-72
 Southeastern Oklahoma State* W, 68-59
 East Central* W, 85-76
 Arkansas Tech* W, 85-67
 at Harding* L, 74-58
 Ouachita Baptist** L, 70-53

(N) - Neutral Site
 * - Conference
 ** - Conference Tournament

COACH - JILL THOMAS

2021-22 • 19-11, 13-9 GAC

at Missouri Southern W, 81-74
 Emporia State (N) L, 84-66
 Christian Brothers W, 86-45

at Southern Nazarene* L, 85-74
 Northwestern Oklahoma State* W, 59-53
 No. 20 Southwestern Oklahoma State* L, 76-64
 at Ouachita Baptist* W, 79-59
 Arkansas Tech* W, 66-55
 at East Central* L, 75-67
 Southern Nazarene* L, 55-48
 Oklahoma Baptist* W, 73-64
 Southern Arkansas* W, 70-49
 at Arkansas-Monticello* W, 76-68
 Ouachita Baptist* W, 75-62
 at Harding* L, 87-72
 at No. 7 Southwestern Oklahoma State* L, 86-77
 at Northwestern Oklahoma State* L, 74-54
 Southeastern Oklahoma State* W, 64-38
 East Central* L, 67-65
 Harding** L, 63-54

(N) - Neutral Site
 * - Conference
 ** - Conference Tournament

COACH - JILL THOMAS

2017-18 • 21-9, 16-6 GAC

at Southwest Baptist L, 82-73
 Northwest Missouri (N) W, 75-63
 at Northwestern Oklahoma State* L, 72-71
 at Northwestern Oklahoma State* L, 80-72
 Paul Quinn College W, 75-64
 Southern Nazarene* W, 79-66
 Oklahoma Baptist* W, 85-61
 Arkansas-Fort Smith L, 76-60
 Bacone College W, 74-47
 Rogers State W, 55-52
 at East Central* W, 82-78
 at Southeastern Oklahoma State* W, 56-49
 Arkansas Tech* W, 75-52
 at Arkansas-Monticello* W, 69-47
 Harding* W, 79-64
 Southern Arkansas* L, 78-63
 at Ouachita Baptist* W, 67-56
 Southwestern Oklahoma State* L, 71-61
 Northwestern Oklahoma State* W, 78-61
 at Oklahoma Baptist* W, 77-71
 at Southern Nazarene* W, 63-57
 Southeastern Oklahoma State* W, 79-70 (OT)
 East Central* W, 79-71
 Arkansas-Monticello* W, 80-65
 at Arkansas Tech* L, 68-65
 Ouachita Baptist* W, 71-64
 at Southern Arkansas* W, 83-70
 at Harding* L, 64-62
 Ouachita Baptist** W, 66-50
 Arkansas Tech** L, 78-67

(N) - Neutral Site
 * - Conference
 ** - Conference Tournament

COACH - JILL THOMAS

2016-17 • 8-20, 8-14 GAC

at Southwest Baptist L, 94-88 (OT)
 Northwest Missouri (N) L, 81-66
 Southern Nazarene* W, 88-69
 Oklahoma Baptist* W, 89-73
 at Mississippi College L, 74-72
 at Arkansas-Fort Smith L, 83-74
 at East Central* W, 74-72
 at Southeastern Oklahoma State* W, 92-84
 Rogers State L, 61-58
 Texas A&M-Commerce L, 65-60
 Southwestern Oklahoma State* L, 85-80
 Northwestern Oklahoma State* W, 87-74
 Southern Arkansas* W, 81-70
 Arkansas-Monticello* L, 70-68
 at Ouachita Baptist* W, 75-74
 at Arkansas Tech* L, 68-62
 Harding* L, 76-64
 at Oklahoma Baptist* L, 85-81
 at Southern Nazarene* L, 84-72
 Southeastern Oklahoma State* L, 81-65
 East Central* L, 63-53
 at Arkansas-Monticello* L, 81-73
 at Southern Arkansas* W, 69-65
 Ouachita Baptist* L, 77-58
 at Harding* L, 84-58
 Arkansas Tech* L, 82-73
 at Northwestern Oklahoma State* L, 62-52
 at Southwestern Oklahoma State* L, 80-69

(N) - Neutral Site
 * - Conference

COACH - JILL THOMAS

2015-16 • 8-20, 8-14 GAC

at Arkansas State! L, 91-63
 at Southwest Baptist L, 80-78
 Lincoln (N) L, 94-86
 at Southern Nazarene* W, 70-61
 at Oklahoma Baptist* W, 77-74
 Arkansas-Fort Smith L, 89-87
 at Texas Woman's L, 73-53
 East Central* W, 85-80
 Southeastern Oklahoma State* W, 75-58
 Rogers State W, 49-48
 at Texas A&M-Commerce L, 73-61
 at Southwestern Oklahoma St.* L, 97-87
 at Northwestern Oklahoma State* W, 82-64
 at Southern Arkansas* L, 78-70
 at Arkansas-Monticello* L, 77-54
 Ouachita Baptist* W, 82-69
 Arkansas Tech* L, 87-64
 at Harding* W, 66-62
 Southern Nazarene* W, 78-61
 Oklahoma Baptist* L, 66-60
 at East Central* L, 59-49
 at Southeastern Oklahoma State* L, 68-51

Southern Arkansas* L, 60-47
 Arkansas-Monticello* W, 70-56
 at Ouachita Baptist* W, 79-68
 at Arkansas Tech* L, 82-54
 Harding* W, 80-67
 Southwestern Oklahoma State* W, 87-76
 Northwestern Oklahoma State* W, 76-65
 Southern Arkansas** L, 80-71

! - Exhibition
 (N) - Neutral Site
 * - Conference
 ** - Conference Tournament

COACH - JILL THOMAS

2014-15 • 10-17, 8-12 GAC

at Missouri S&T L, 85-68
 Texas A&M-Commerce W, 82-76
 Southeastern Oklahoma State* L, 88-72
 East Central* L, 67-46
 at Emporia State L, 93-53
 Texas A&M-Kingsville W, 70-57
 Pittsburg State L, 77-50
 Arkansas-Monticello* L, 66-62
 Arkansas Tech* L, 70-56
 at Harding* L, 66-48
 at Arkansas-Fort Smith L, 93-68
 at Southern Arkansas* W, 83-78
 at Southern Nazarene* W, 84-67
 at Northwestern Oklahoma State* L, 67-61
 Southwestern Oklahoma State* W, 85-73
 Ouachita Baptist* W, 75-46
 at Arkansas Tech* L, 82-73
 Harding* W, 91-85
 at Arkansas-Monticello* L, 43-42
 at East Central* L, 84-80
 at Southeastern Oklahoma State* L, 96-83
 Southern Nazarene* W, 81-71
 Northwestern Oklahoma State* W, 87-59
 at Southwestern Oklahoma St.* L, 116-108
 at Ouachita Baptist* W, 98-86
 Southern Arkansas* L, 89-83
 Arkansas Tech** L, 96-84

* - Conference
 ** - Conference Tournament

COACH - JILL THOMAS

2013-14 • 10-17, 8-12 GAC

Hendrix W, 80-44
 at Pittsburg State L, 76-56
 Arkansas-Fort Smith W, 61-55
 at Southeastern Oklahoma St.* L, 78-62
 at East Central* W, 69-53
 at Southern Nazarene* W, 68-55
 at Arkansas-Monticello* W, 67-60
 at Texas A&M-Commerce W, 79-74
 at Stephen F. Austin State! L, 72-56
 Missouri S&T W, 72-68
 Southern Nazarene* W, 86-71
 at Harding* L, 92-75
 Arkansas Tech* W, 83-65
 at Southwestern Oklahoma St.* L, 90-72
 at Northwestern Oklahoma State* L, 70-63 (OT)
 Southern Arkansas* W, 98-87
 Ouachita Baptist* W, 78-49
 at Arkansas-Monticello* W, 74-66
 East Central* L, 62-52
 Southeastern Oklahoma State* L, 74-66
 at Southern Nazarene* L, 95-87
 Harding* L, 91-74
 at Arkansas Tech* L, 91-85
 Southwestern Oklahoma State* W10197 (2OT)
 Northwestern Oklahoma State* L, 99-97 (OT)
 at Ouachita Baptist* L, 93-51
 at Southern Arkansas* L, 62-54
 Southwestern Oklahoma State** L, 66-60

! - Exhibition
 * - Conference
 ** - Conference Tournament

COACH - KACI BAILEY

2012-13 • 13-14, 8-12 GAC

at Hendrix! W, 75-44
 at Oklahoma! L, 98-33
 at Arkansas-Fort Smith L, 79-71
 Letourneau W, 101-58
 at Lemoyne-Owen W, 72-47
 Southeastern Oklahoma State* W, 77-69
 East Central* L, 63-60
 at Arkansas-Monticello* W, 51-50
 at Southern Arkansas* W, 62-59
 Texas A&M-Commerce W, 75-72
 McMurry W, 67-62 (OT)
 Arkansas-Fort Smith W, 51-49
 at Southern Nazarene* L, 64-60
 Harding* L, 57-56
 at Arkansas Tech* L, 67-49
 Southwestern Oklahoma State* L, 90-81
 Northwestern Oklahoma State* W, 70-57
 at Ouachita Baptist* L, 65-57
 Arkansas-Monticello* W, 70-63
 at East Central* L, 65-57
 at Southeastern Oklahoma State* L, 74-65
 Southern Nazarene* L, 65-53
 at Harding* L, 76-69 (OT)
 Arkansas Tech* L, 68-62
 at Southwestern Oklahoma St.* L, 76-70
 at Northwestern Oklahoma State* W, 54-51
 Ouachita Baptist* W, 58-56
 Southern Arkansas* W, 88-58
 Southwestern Oklahoma State** L, 69-59

! - Exhibition
 * - Conference
 ** - Conference Tournament

COACH - CHRIS OESTRICH

2011-12 • 14-13, 7-9 GAC

Letourneau W, 73-45
 at Texas A&M-Commerce W, 71-48
 Williams Baptist W, 75-52
 at West Florida W, 76-70
 Alabama-Huntsville (N) L, 76-75
 Texas A&M-International W, 89-75
 Philander Smith W, 83-54
 Texas-Permian Basin W, 80-59
 at Oklahoma Panhandle State L, 84-65
 Southwestern Oklahoma State* L, 125-111
 East Central* W, 82-69
 at Southeastern Oklahoma State* W, 96-77
 Arkansas-Monticello* W, 78-64
 No. 9 Arkansas Tech* W, 66-56
 at Ouachita Baptist* L, 80-63
 Southern Arkansas* L, 89-57
 at Harding* L, 74-68
 at Southwestern Oklahoma St.* L, 66-49
 at East Central* L, 79-66
 Southeastern Oklahoma State* W, 69-52
 at Arkansas-Monticello* L, 82-69
 at No. 14 Arkansas Tech* L, 79-64
 Ouachita Baptist* L, 82-69
 at Southern Arkansas* W, 70-68
 Harding* W, 68-51
 Harding** L, 78-52

(N) - Neutral Site
 * - Conference
 ** - Conference Tournament

COACH - JOSH MATTHEWS

2010-11 • 15-11, 6-8 GSC

Philander Smith W, 95-51
 North Alabama L, 80-63
 Alabama-Huntsville W, 99-65
 Baptist Bible W, 125-40
 West Florida W, 63-49
 USC Aiken L, 62-57
 Arkansas State L, 66-47
 Oklahoma Panhandle State W, 91-64
 Texas A&M Inter. W, 90-74
 Lambuth W, 88-60
 West Alabama L, 72-66
 Arkansas Tech W, 70-60
 Arkansas-Monticello L, 85-78
 (OT) L, 82-78
 Christian Brothers W, 88-74
 Delta State L, 69-65
 Southern Arkansas W, 75-65
 Ouachita Baptist L, 83-70
 Harding L, 83-74
 Arkansas Tech L, 70-49
 Christian Brothers W, 72-60
 Arkansas-Monticello W, 73-67
 Delta State L, 66-54
 Southern Arkansas W, 99-84
 Ouachita Baptist L, 75-65
 Harding W, 80-79 (OT)

COACH - JOSH MATTHEWS

2009-10 • 15-14, 6-8 GSC

Harris Stowe W, 84-63
 Tougaloo W, 100-79
 North Alabama L, 81-68
 Alabama-Huntsville L, 88-66
 Southwestern Okla. W, 92-74
 West Florida L, 81-74
 Alaska W, 75-61
 Gannon L, 91-75 (2OT)
 Philander Smith W, 75-62
 Texas Wesleyan L, 62-56
 Texas International W, 73-69
 Ecclesia W, 81-49
 Williams Baptist W, 90-70
 West Alabama W, 70-57
 West Georgia L, 62-61
 Harding L, 76-75
 Arkansas Tech L, 73-58
 Southern Arkansas W, 90-65
 Arkansas-Monticello W, 59-54
 Christian Brothers L, 55-51
 Ouachita Baptist W, 79-76
 Delta State W, 68-55
 Harding L, 68-67
 Arkansas Tech L, 90-86 (OT)
 Southern Arkansas L, 81-77
 Arkansas-Monticello W, 68-56
 Christian Brothers W, 86-77
 Ouachita Baptist L, 79-77
 Delta State L, 100-69

COACH - JOSH MATTHEWS

2008-09 • 10-16, 4-10 GSC

Univ. of Ozarks W, 89-48
 St. Cloud State L, 78-54
 Minnesota State L, 85-59
 Letourneau W, 91-49
 Montevallo W, 69-55
 Harris Stowe W, 116-50
 Valdosta State L, 76-66
 at West Georgia L, 66-60
 Drury L, 90-62
 Philander Smith W, 72-62
 Harding W, 91-77
 Arkansas Tech L, 63-57
 Southern Arkansas L, 83-77
 Arkansas-Monticello L, 82-51
 Christian Brothers W, 80-72
 Ouachita Baptist W, 93-79

#1 Delta State L, 76-49
 Harding L, 77-76
 Arkansas Tech L, 68-45
 Southern Arkansas W, 74-71
 Arkansas-Monticello L, 85-60
 Christian Brothers L, 84-66
 Ouachita Baptist L, 94-75
 #1 Delta State L, 76-67

COACH - JOSH MATTHEWS

2007-08 • 19-10, 6-8 GSC

Southwest Baptist L, 90-79
 Pittsburg State L, 73-59
 Philander Smith W, 88-73
 Central Oklahoma L, 83-54
 Cameron W, 54-52
 Texas Woman's L, 71-70
 Ozarks W, 81-60
 Pittsburg State W, 73-72
 Missouri Western W, 66-45
 West Florida W, 73-55
 West Alabama W, 62-59
 Flagler W, 82-44
 Philander Smith W, 72-71
 Arkansas Tech L, 79-56
 Southern Arkansas W, 77-59
 Christian Brothers L, 74-58
 Arkansas-Monticello L, 79-69
 Harding W, 79-76 (OT)
 Ouachita Baptist W, 73-55
 #1 Delta State L, 69-49
 Arkansas Tech W, 70-59
 Southern Arkansas W, 74-57
 Christian Brothers L, 76-49
 UA-Monticello L, 90-87 (OT)
 Harding L, 85-76
 Ouachita Baptist W, 60-41
 #1 Delta State L, 72-52

COACH - JOSH MATTHEWS

2006-07 • 19-10, 6-8 GSC

Huston Tillotson W, 88-57
 Saginaw Valley State W, 68-59
 Wayne State W, 75-63
 Cal-Poly Pomona W, 62-49
 Alaska-Fairbanks W, 78-50
 North Alabama W, 78-70
 Texas Women's W, 83-81 (OT)
 Huston Tillotson W, 62-55
 North Alabama W, 76-70
 Benedict College W, 67-53
 Angelo State W, 66-63
 Arkansas Tech L, 55-72
 Southern Arkansas L, 60-64
 Christian Brothers W, 75-60
 Arkansas-Monticello W, 67-53
 Harding L, 62-80
 Ouachita Baptist W, 73-60
 #12 Delta State L, 55-77
 Alabama-Huntsville W, 62-60
 Arkansas Tech L, 46-64
 Southern Arkansas L, 68-79
 Christian Brothers W, 66-51
 Dixie State L, 58-69
 Arkansas-Monticello W, 67-58
 Harding L, 61-62
 Ouachita Baptist W, 71-66
 #5 Delta State L, 56-64
 Montevallo* W, 75-39
 Delta State* L, 37-40

* - Conference Tournament

COACH - JEFF CALDWELL

2005-06 • 29-5, 14-2 GSC

GSC RUNNERS-UP

NCAA SOUTH REGIONAL CHAMPIONS

Montevallo W, 66-50
 Lane College W, 107-61
 Barry University W, 93-56
 LeMoyné-Owen College W, 73-56
 Southeast Missouri State L, 79-66
 Alabama-Huntsville W, 67-66
 West Alabama W, 88-80
 Wiley College W, 77-48
 Harris-Stowe W, 73-28
 West Alabama W, 88-73
 Harris-Stowe W, 66-54
 Delta State W, 63-54
 UA-Monticello W, 69-57
 Southern Arkansas W, 71-66 (OT)
 Central Arkansas W, 77-73 (OT)
 Christian Brothers W, 67-62
 Ouachita Baptist L, 58-56
 Arkansas Tech W, 57-54
 Harding W, 73-72
 Delta State W, 57-56
 Arkansas-Monticello W, 68-60
 Southern Arkansas L, 79-67
 Central Arkansas W, 80-70
 Christian Brothers W, 59-49
 Ouachita Baptist W, 67-53
 Arkansas Tech W, 57-52
 Harding W, 86-67
 Valdosta State** W, 59-50
 West Georgia** W, 73-70 (OT)
 Delta State** L, 64-53
 Paine College+ W, 77-65
 West Florida+ W, 68-62
 Delta State+ W, 44-40
 Chico State& L, 67-66

** - Conference Tournament
 + - NCAA South Regional Tournament
 & - NCAA Division II Elite Eight



YEAR-BY-YEAR RESULTS

COACH - JEFF CALDWELL 2004-05 • 25-10, 13-3 GSC

NCAA SOUTH REGIONAL RUNNERS-UP

South Carolina-Aiken	W, 63-56
Wisconsin-Parkside	L, 64-53
Anderson College	L, 78-70
Jarvis Christian	W, 92-45
Florida Southern	W, 75-50
North Alabama	W, 82-61
West Florida	W, 75-72
LeMoyn-Owen	W, 94-51
West Alabama	L, 67-64
Alabama-Huntsville	W, 72-56
Oklahoma	L, 87-44
Montevallo	W, 70-55
Texas A&M-Commerce	L, 66-65
Delta State	W, 68-42
UA-Monticello	L, 67-59
Southern Arkansas	W, 72-64
Central Arkansas	W, 73-62
Christian Brothers	W, 75-58
Ouachita Baptist	W, 90-41
Arkansas Tech	W, 61-44
Arkansas Baptist	W, 100-47
Harding	W, 102-73
Delta State	W, 68-61
UA-Monticello	W, 91-76
Southern Arkansas	W, 66-59
Central Arkansas	L, 91-76
Christian Brothers	W, 82-46
Arkansas Baptist	W, 90-74
Ouachita Baptist	L, 84-76 (OT)
Arkansas Tech	W, 75-49
Harding	W, 91-73
West Georgia**	W, 75-62
Valdosta State**	L, 71-60
Paine+	W, 80-72
Valdosta State+	W, 69-56
Central Arkansas+	L, 76-61

** - Conference Tournament
+ - NCAA South Regional Tournament

COACH - JEFF CALDWELL 2003-04 • 23-13, 11-5 GSC

GSC CHAMPIONS
NCAA SOUTH REGIONAL CHAMPIONS
FINAL FOUR PARTICIPANT

Missouri Southern	L, 53-49
Evangel University	W, 59-56
Southwest Baptist	L, 68-51
West Florida	L, 84-79
West Alabama	L, 72-60
West Florida	L, 59-56
North Alabama	L, 69-64
California (PA)	L, 71-62
Ferris State	W, 95-83
Delta State	L, 68-42
UA-Monticello	W, 60-48
Southern Arkansas	W, 47-44
Central Arkansas	L, 78-70
Christian Brothers	L, 86-71
Ouachita Baptist	L, 84-79
Arkansas Tech	W, 63-58
Arkansas Baptist	W, 76-54
Harding	W, 70-55
Delta State	L, 75-68
UA-Monticello	W, 61-44
Southern Arkansas	W, 73-55
Central Arkansas	W, 73-62
Christian Brothers	W, 55-51
Arkansas Baptist	W, 90-74
Ouachita Baptist	W, 77-57
Arkansas Tech	W, 64-61
Harding	W, 84-34
Valdosta State**	W, 60-49 (OT)
West Alabama**	W, 81-72
Lincoln Memorial**	W, 56-44
Delta State**	W, 53-52 (OT)
Delta State+	W, 55-54
Fort Valley State+	W, 60-42
Rollins College+	W, 73-62
Quincy University&	W, 61-60
Drury University&†	L, 82-70

** - Conference Tournament
+ - NCAA South Regional Tournament
& - NCAA Elite Eight
† - Final Four

COACH - JEFF CALDWELL 2002-03 • 20-10, 12-4 GSC

Southeast Missouri	L, 85-55
Texas A&M Commerce	L, 62-58
Philander Smith	W, 88-59
Southwest Baptist	W, 70-63
Northwestern State	W, 73-68
Williams Baptist	W, 81-57
Rhema College	W, 132-24
Texas A&M Commerce	W, 90-66
North Alabama	L, 67-65
Drury	L, 81-68
Delta State	W, 78-64
Williams Baptist	W, 68-60
Southern Arkansas	W, 79-76
UA-Monticello	W, 58-50
Central Arkansas	W, 69-66
Christian Brothers	W, 84-46
Ouachita Baptist	W, 86-66
Arkansas Tech	L, 59-52
Harding	W, 75-54
Delta State	L, 84-68
UA-Monticello	W, 69-55
Southern Arkansas	W, 86-83 (OT)
Central Arkansas	L, 85-70
Christian Brothers	W, 68-49

Ouachita Baptist	W, 86-65
Arkansas Tech	L, 70-66 (OT)
Harding	W, 78-65
North Alabama**	L, 69-60
Fort Valley State+	W, 82-66
Central Arkansas+	L, 59-58

** - Conference Tournament
+ - Division II South Regional tournament

COACH - SANDRA RUSHING 2001-02 • 13-13, 7-9 GSC

Northwestern State	L, 65-46
Philander Smith	W, 90-69
Oklahoma Panhandle	W, 65-50
Incarnate Word	L, 70-60
St. Mary's	L, 79-53
Lyon College	W, 75-51
UA-Monticello	L, 83-71
Central Arkansas	W, 58-49
St. Edward's	W, 49-45
Southern Arkansas	W, 67-54
Harding	L, 56-55
Christian Brothers	L, 68-53
Delta State	L, 90-58
Ouachita Baptist	L, 65-52
Philander Smith	W, 124-50
Arkansas Tech	L, 64-60
UA-Monticello	W, 72-39
Central Arkansas	L, 70-64
Southern Arkansas	W, 87-74
Harding	W, 60-57
Christian Brothers	W, 60-46
Delta State	L, 74-59
Ouachita Baptist	L, 72-66
Arkansas Tech	W, 46-44
UA-Monticello	W, 78-60
Central Arkansas	L, 73-68

COACH - DR. DAVID THIGPEN 2000-01 • 7-19, 4-12 GSC

Midwestern State	L, 78-46
Abiene Christian	L, 70-61
Philander Smith	W, 87-74
Philander Smith	L, 69-65
Amer. Univ.-PR	W, 112-45
West Texas A&M	L, 99-67
Wayland Baptist	L, 80-63
UA-Monticello	W, 72-61
Drury	L, 95-61
Rockhurst	L, 69-56
Southern Arkansas	L, 97-71
Harding	L, 76-66
Christian Brothers	L, 61-57
Delta State	W, 61-60
Ouachita Baptist	L, 94-84
Arkansas Tech	L, 74-47
UA-Monticello	W, 74-72
Central Arkansas	L, 63-55
Southern Arkansas	L, 73-70
Harding	W, 58-53
Christian Brothers	W, 52-50
Delta State	L, 70-53
Ouachita Baptist	L, 63-47
Arkansas Tech	L, 66-46
UA-Monticello	L, 79-67
Central Arkansas	L, 80-64

COACH - DR. DAVID THIGPEN 1999-00 • 10-16, 4-10 GSC

St. Edward's	L, 90-82
Central Oklahoma	L, 77-64
Philander Smith	W, 79-57
Chico State	L, 81-63
UC-Davis	L, 97-64
Philander Smith	W, 84-70
Williams Baptist	W, 66-49
Ouachita Baptist	L, 75-69
Jarvis Christian	W, 70-62
Montevallo	W, 72-66
Texas Wesleyan	L, 64-63
Miss.-Women	L, 62-55
Central Arkansas	L, 77-74 (OT)
Delta State	L, 74-71
Christian Brothers	L, 80-67
Southern Arkansas	L, 85-67
Arkansas Tech	L, 72-62
Ouachita Baptist	W, 70-69
Miss.-Women	W, 77-57
UA-Monticello	L, 74-66
Central Arkansas	L, 89-81
Delta State	L, 83-52
Arkansas Tech	L, 74-59
Christian Brothers	W, 77-59
UA-Monticello	W, 68-64
Southern Arkansas	W, 80-66

COACH - DR. DAVID THIGPEN 1998-99 • 9-17, 4-10 GSC

UA-Monticello	L, 76-68
Barry	L, 91-88 (OT)
Florida Southern	L, 90-77
Louisiana College	L, 85-74
Philander Smith	W, 104-84
Texas Wesleyan	W, 74-64
Pittsburg State	L, 84-61
Missouri Southern	L, 69-66
Philander Smith	L, 62-57
Jarvis Christian	W, 70-53
Ouachita Baptist	W, 81-71
Williams Baptist	W, 93-82 (OT)
Southern Arkansas	W, 83-61
Miss.-Women	L, 92-81
Delta State	L, 101-65

Christian Brothers	W, 89-64
Central Arkansas	L, 88-87
Arkansas Tech	L, 70-54
Ouachita Baptist	W, 85-78
UA-Monticello	L, 77-63
Southern Arkansas	L, 83-74
Miss.-Women	L, 80-74
Delta State	L, 82-68
Christian Brothers	L, 86-80
Central Arkansas	W, 93-88
Arkansas Tech	L, 79-55
UA-Monticello	L, 107-85

COACH - DR. DAVID THIGPEN 1997-98 • 4-22, 2-12 GSC

Texas College	W, 82-48
Wiley College	W, 108-74
LeTourneau	L, 72-68
East Texas Baptist	L, 82-72
Cameron	L, 72-66
Central Oklahoma	L, 85-52
Missouri Southern	L, 64-55
Ouachita Baptist	L, 68-55
Pittsburg State	L, 79-66
Emporia State	L, 79-60
Cameron	L, 54-52
Southern Arkansas	L, 57-55
Miss.-Women	W, 61-52
Delta State	L, 86-44
Christian Brothers	L, 89-69
Central Arkansas	L, 70-63
Arkansas Tech	L, 82-38
UA-Monticello	L, 72-47
Ouachita Baptist	L, 66-61
Southern Arkansas	L, 65-47
Miss.-Women	L, 69-60
Delta State	L, 71-33
Christian Brothers	W, 73-67
Central Arkansas	L, 88-77
Arkansas Tech	L, 78-55

COACH - DR. DAVID THIGPEN 1996-97 • 7-21, 4-10 GSC

Jarvis Christian	W, 56-45
Elon	L, 66-64
Berry	L, 72-59
Montevallo	L, 81-65
Northwest Okla.	L, 76-49
Cameron	L, 64-51
Texas College	W, 89-49
West Texas A&M	L, 84-68
Emporia State	L, 86-55
St. Mary's	L, 73-59
Ouachita Baptist	L, 66-55
Miss.-Women	L, 68-57
Southern Arkansas	L, 68-64
Christian Brothers	L, 58-57
Delta State	L, 85-53
Arkansas Tech	L, 74-34
Central Arkansas	L, 85-59
UA-Monticello	L, 66-52
Ouachita Baptist	L, 76-60
Miss.-Women	L, 73-68
Southern Arkansas	W, 68-61
Christian Brothers	L, 61-38
Delta State	L, 78-43
Arkansas Tech	L, 81-60
Central Arkansas	W, 79-66
UA-Monticello	W, 60-48
Ala.-Huntsville	W, 61-59
Valdosta State**	L, 79-57

** - Conference Tournament

COACH - DR. DAVID THIGPEN 1995-96 • 10-15, 7-7 GSC

Pittsburg State	L, 86-69
Texas A&M-Commerce	W, 60-49
Missouri-Rolla	L, 72-48
Hendrix	W, 82-67
Selma	W, 105-17
Montevallo	L, 74-60
Midwestern State	L, 74-56
Cameron	L, 72-65
Ouachita Baptist	L, 62-41
Miss. Univ.-Women	W, 53-52
Southern Arkansas	W, 72-62
Mississippi College	L, 70-66
Delta State	L, 100-87
Arkansas Tech	L, 76-63
Central Arkansas	L, 74-63
UA-Monticello	W, 64-51
Southern Arkansas	W, 80-72
Miss. Univ.-Women	W, 71-64
Mississippi College	W, 75-57
Delta State	W, 80-66
Arkansas Tech	L, 81-72
Central Arkansas	L, 80-79
UA-Monticello	L, 82-77
Ouachita Baptist	L, 76-69
Lincoln Memorial**	L, 73-71

COACH - DR. DAVID THIGPEN 1994-95 • 21-5, 12-2 GSC

GSC SOUTH WEST DIVISION CHAMPIONS

Texas Women's	W, 94-78
Central Oklahoma	W, 60-59
Southern Arkansas	W, 92-76
Clarion	L, 64-60
Bloomsburg	W, 97-63
North Florida	W, 69-55
West Texas A&M	W, 82-77
Pittsburg State	L, 84-82

Lyon College	L, 81-69
Northeast Oklahoma	W, 82-71
Oklahoma City	W, 67-52
Texas A&M-Commerce	W, 88-78
Miss. Univ.-Women	W, 85-58
Alabama-Huntsville	W, 73-67
Alabama-Huntsville	W, 88-67
North Alabama	W, 72-49
Miss. Univ.-Women	W, 57-55
North Alabama	W, 77-48
Delta State	W, 93-69
Mississippi College	W, 82-66
Mississippi College	W, 75-71
Delta State	L, 76-55
West Alabama	W, 85-49
Central Arkansas	L, 68-60
West Alabama	W, 74-44
Central Arkansas	W, 75-63

COACH - DR. DAVID THIGPEN 1993-94 • 15-10, 10-4 GSC

GSC SOUTH WEST DIVISION CHAMPIONS

Arkansas Tech	L, 74-52
Lyon	L, 76-52
UA-Monticello	L, 78-52
Southern Arkansas	L, 72-70
Ft. Lewis	W, 88-51
Texas-Kingsville	L, 66-63
IU-Ft. Wayne	W, 66-59
Southwest Baptist	L, 73-66
Pittsburg State	L, 64-55
East Texas State	W, 89-66
Arkansas Tech	L, 71-59
West Alabama	W, 74-66
Mississippi College	L, 81-66
North Alabama	L, 71-69
Alabama-Huntsville	W, 77-72
Delta State	W, 76-72
Central Arkansas	L, 62-56
Delta State	W, 68-65
West Alabama	W, 60-55
Alabama-Huntsville	W, 72-62
Mississippi College	W, 72-55
Miss. Univ.-Women	W, 78-63
Central Arkansas	W, 67-65
Miss. Univ.-Women	W, 74-61

COACH - DR. DAVID THIGPEN 1992-93 • 11-11, 6-10 AIC

Arkansas Baptist	W, 121-51
Harding	L, 81-75
Lyon	L, 69-67
West Florida	W, 89-72
St. Mary's	W, 92-62
Dillard Univ.	W, 86-74
Univ. of Ozarks	L, 77-73
Southern Arkansas	W, 89-68
Arkansas Tech	L, 90-70
Ouachita Baptist	L, 69-67
Central Arkansas	W, 97-88
Lyon	W, 93-67
West Texas A&M	L, 86-61
Univ. of Ozarks	L, 76-64
Southern Arkansas	W, 90-67
Arkansas Tech	L, 70-64
Ouachita Baptist	W, 92-76
Central Arkansas	L, 92-75
UA-Monticello	L, 101-83
Central Arkansas**	L, 70-65
Arkansas Tech**	L, 78-68

** - NAIA District 17 game

COACH - DR. DAVID THIGPEN 1991-92 • 16-13, 8-8 AIC

College of the Ozarks	W, 79-60
Wiley College	W, 76-47
Union University	L, 79-63
Lambuth College	W, 77-70
Harding	L, 61-56
Lyon	W, 67-61
UA-Pine Bluff	W, 82-39
Wiley College	W, 102-54
Wisconsin-Parkside	W, 83-76
Lees-McRae	W, 79-64
Lindenwood College	W, 59-47
Delta State	L, 81-64
Univ. of Ozarks	W, 55-51
Southern Arkansas	W, 77-62
Arkansas Tech	L, 76-57
Central Arkansas	L, 70-54
UA-Monticello	W, 83-82
Harding	L, 60-52
Delta State	L, 66-43
West Texas State	L, 93-54
Univ. of Ozarks	W, 68-57
Southern Arkansas	L, 77-68
Arkansas Tech	L, 70-52
Ouachita Baptist	W, 66-59
Central Arkansas	W, 83-75
UA-Monticello	L, 97-92
Harding**	L, 72-67

** - NAIA District 17 game

COACH - DR. DAVID THIGPEN 1990-91 • 16-13, 7-9 AIC

Christian Brothers	L, 78-72
Lambuth College	L, 84-80
Lambuth College	W, 84-64
East Texas Baptist	W, 70-66
UA-Pine Bluff	L, 71-69
Christian Brothers	W, 86-72
Lyon	L, 86-85
Arkansas Tech	L, 80-60

John Brown	W, 71-61
UA-Pine Bluff	L, 73-65
Tarkio College	W,

YEAR-BY-YEAR RESULTS

UA-Pine Bluff L, 73-64
 UA-Little Rock L, 65-57
 Southern Arkansas L, 79-59
 UA-Monticello L, 99-64
 Univ. of Ozarks L, 67-60
 Harding W, 63-59
 Ouachita Baptist W, 69-67
 Lyon L, 71-68
 UA-Little Rock T, 63-63
 Arkansas Tech L, 70-50
 UA-Pine Bluff L, 63-45
 Southern Arkansas L, 80-71
 UA-Monticello L, 80-57
 Univ. of Ozarks L, 80-51
 Ouachita Baptist L, 57-53
 Harding W, 79-70
 Lyon L, 69-62
 Central Arkansas L, 85-61

**COACH - JANE SEVIER
 1985-86 • 10-13, 6-12 AIC**

Philander Smith W, 85-48
 East Texas Baptist W, 66-57
 UA-Little Rock W, 75-70
 Central Arkansas L, 76-61
 UA-Monticello L, 76-58
 Harding W, 75-64
 Ouachita Baptist W, 72-69
 UA-Pine Bluff L, 70-67
 Arkansas State L, 56-50
 Lyon L, 72-66
 Southern Arkansas W, 75-61
 Univ. of Ozarks W, 75-66
 UA-Little Rock W, 71-44
 Arkansas Tech L, 88-68
 Central Arkansas L, 62-47
 UA-Monticello L, 78-55
 Harding W, 71-64
 Ouachita Baptist L, 82-61
 UA-Pine Bluff L, 78-69
 Lyon L, 77-59
 Southern Arkansas W, 69-64

**COACH - JANE SEVIER
 1984-85 • 10-10, 8-8 AIC**

Texas A&M Commerce W, 94-60
 East Central (Okla.) L, 62-58
 Southeast Okla. L, 61-59
 Philander Smith W, 94-22
 Central Arkansas W, 71-64
 UA-Monticello L, 56-52
 Harding W, 89-54
 Ouachita Baptist L, 78-67
 UA-Pine Bluff L, 85-70
 Lyon L, 79-75
 Southern Arkansas W, 70-63
 Univ. of Ozarks L, 66-62
 Arkansas Tech W, 58-55
 Central Arkansas L, 71-59
 UA-Monticello W, 65-63
 Ouachita Baptist W, 78-72
 UA-Pine Bluff L, 76-66
 Harding W, 69-56
 Lyon L, 62-55
 Southern Arkansas W, 59-49

**COACH - JANE SEVIER
 1983-84 • 7-11, 4-10 AIC**

ASU-Beebe W, 82-59
 East Central Okla. L, 52-45
 East Texas Baptist W, 73-71
 UA-Little Rock W, 82-69
 Lyon L, 61-58
 Southern Arkansas W, 71-64
 Central Arkansas W, 66-61
 UA-Little Rock W, 71-64
 Arkansas Tech L, 64-52
 Ouachita Baptist W, 60-54
 UA-Monticello L, 61-52
 Univ. of Ozarks L, 73-65
 Lyon L, 82-73
 Southern Arkansas W, 85-70
 Central Arkansas L, 74-60
 Arkansas Tech L, 69-57
 Ouachita Baptist L, 66-55
 UA-Monticello L, 61-49
 Univ. of Ozarks L, 74-69

**COACH - JANE SEVIER
 1982-83 • 7-10, 7-7 AIC**

Ouachita Baptist W, 70-65
 Lyon L, 84-76
 Southern Arkansas W, 78-71
 UA-Pine Bluff W, 69-65
 UA-Little Rock L, 71-43
 Central Arkansas L, 62-54
 Arkansas Tech L, 63-60
 UA-Monticello W, 73-72
 Ouachita Baptist L, 74-63
 Lyon W, 71-64
 Southern Arkansas W, 71-61
 UA-Pine Bluff W, 78-74
 UA-Little Rock L, 88-87
 Central Arkansas L, 77-64
 Arkansas Tech L, 68-65
 Central Arkansas L, 63-61
 UA-Monticello L, 76-61

**COACH - JANE SEVIER
 1981-82 • 6-14, 4-10 AIC**

Ouachita Baptist W, 75-71
 UA-Monticello L, 70-63
 Arkansas Tech L, 75-65

Lyon L, 68-67
 Central Arkansas L, 85-74
 UA-Pine Bluff L, 69-61
 Southern Arkansas W, 78-70
 Arkansas State W, 74-69
 UA-Little Rock W, 94-74
 Centenary L, 93-75
 Ouachita Baptist L, 75-70
 Arkansas Tech L, 77-59
 UA-Monticello L, 82-63
 Lyon L, 78-61
 Central Arkansas L, 93-76
 UA-Pine Bluff L, 61-59
 Southern Arkansas W, 80-69
 Arkansas State L, 66-56
 UA-Little Rock W, 81-68
 Arkansas State L, 91-66

**COACH - JANE SEVIER
 1980-81 • 9-13, 7-13 AIC**

Philander Smith W, 81-52
 Lyon L, 80-79
 UA-Monticello L, 73-63
 UA-Pine Bluff W, 74-68
 Central Arkansas L, 81-76
 Arkansas Tech L, 71-65
 Southern Arkansas L, 68-63
 UA-Little Rock L, 59-53
 Arkansas State L, 59-48
 Ouachita Baptist L, 83-72
 Philander Smith W, 88-39
 Lyon L, 78-73
 UA-Monticello W, 103-81
 Nebraska-Wesleyan W, 72-68
 UA-Pine Bluff W, 90-86
 Central Arkansas W, 68-64
 Arkansas Tech W, 90-68
 Southern Arkansas L, 65-62
 UA-Little Rock W, 59-58
 Arkansas State L, 61-59
 Ouachita Baptist L, 77-72
 UA-Monticello L, 93-80

**COACH - JANE SEVIER
 1979-80 • 7-14, 3-11 AIC**

Philander Smith W, 82-45
 Lyon L, 56-54
 UA-Monticello L, 67-61
 Garland Co. CC L, 55-49
 UA-Pine Bluff L, 85-65
 Central Arkansas W, 80-59
 Arkansas Tech L, 74-50
 Southern Arkansas L, 82-80
 UA-Little Rock W, 61-59
 Arkansas State L, 59-34
 Ouachita Baptist L, 52-49
 Philander Smith W, 75-51
 Lyon L, 81-68
 UA-Monticello L, 83-77
 Ouachita Baptist W, 65-63
 UA-Pine Bluff L, 80-63
 Central Arkansas L, 65-56
 Southern Arkansas W, 79-76
 UA-Little Rock W, 75-62
 Arkansas Tech L, 61-56
 Arkansas State L, 69-60

**COACH - JANE SEVIER
 1978-79 • 7-13, 5-9 AIC**

UA-Pine Bluff L, 71-57
 Central Arkansas W, 56-42
 Central Arkansas L, 68-66
 Southern Arkansas L, 65-58
 UA-Little Rock W, 61-55
 Arkansas Tech L, 71-50
 Ouachita Baptist W, 71-70
 Arkansas State L, 66-52
 UA-Monticello L, 69-50
 Lyon W, 71-63
 Garland Co. CC L, 59-43
 UA-Pine Bluff W, 65-64
 Central Arkansas L, 73-63
 Southern Arkansas L, 76-63
 Arkansas Tech L, 63-62
 UA-Little Rock W, 61-60
 Ouachita Baptist L, 75-59
 UA-Monticello L, 82-61
 Lyon W, 79-74
 Arkansas State L, 63-56

**COACH - JANE SEVIER
 1977-78 • 11-12, 6-8 AIC**

Central Arkansas W, 73-54
 Southern Arkansas W, 68-48
 Arkansas State W, 57-47
 UA-Pine Bluff L, 89-70
 UA-Monticello W, 88-87
 UA-Little Rock W, 82-60
 Arkansas Tech W, 73-43
 Ouachita Baptist W, 66-65
 Lyon W, 66-57
 UA-Little Rock W, 71-56
 Arkansas State L, 72-68
 UA-Monticello L, 77-76
 Central Arkansas L, 79-76
 Arkansas Tech W, 56-44
 Southern Arkansas L, 61-51
 Univ. of Ozarks L, 69-55
 Ouachita Baptist W, 78-46
 Lyon W, 56-54
 UA-Pine Bluff L, 78-72
 ASU-Beebe L, 67-66
 Phillips University L, 84-64

UA-Little Rock W, 61-60
 Ouachita Baptist L, 75-59

**COACH - JANE SEVIER
 1976-77 • 10-11, 7-7 AIC**

Ouachita Baptist L, 64-61
 Central Arkansas W, 80-53
 Southern Arkansas L, 81-68
 UA-Little Rock W, 70-61
 UA-Monticello L, 80-64
 Ouachita Baptist W, 76-49
 Arkansas Tech W, 71-64
 UA-Pine Bluff W, 79-59
 Lyon W, 71-70
 UA-Little Rock W, 75-34
 Arkansas Tech W, 65-56
 Central Arkansas L, 87-66
 UA-Pine Bluff L, 95-51
 Lyon W, 77-66
 Arkansas State L, 52-33
 Arkansas State L, 72-66
 Southern Arkansas W, 56-49
 Central Arkansas L, 64-59
 Garland Co. CC L, 55-50
 Garland Co. CC L, 49-47

**COACH - JANE SEVIER
 1975-76 • 11-9-1, 6-8 AIC**

UA-Monticello W, 66-52
 Lyon L, 70-57
 UA-Little Rock T, 33-33
 UA-Monticello L, 74-73
 Arkansas Tech W, 56-38
 Lyon L, 66-61
 Arkansas State L, 67-65
 UA-Little Rock W, 77-27
 Southern Arkansas L, 60-37
 Arkansas Tech W, 67-60
 UA-Pine Bluff W, 58-35
 UA-Monticello L, 71-53
 ASU-Beebe W, 65-56
 UA-Pine Bluff W, 56-47
 Southern Arkansas L, 72-47
 Arkansas State W, 62-52
 UA-Little Rock W, 62-25
 UA-Monticello W, 67-57
 Arkansas State L, 75-59
 Arkansas Tech W, 67-43
 UA-Monticello L, 74-58

**COACH - JAN SEVIER
 1974-75 • 17-6, 9-5 AIC**

Lyon W, 80-58
 UA-Monticello L, 60-56
 Southern Arkansas L, 88-81
 Arkansas Tech W, 89-61
 Lyon W, 78-28
 Lyon W, 71-41
 Arkansas-Little Rock W, 75-46
 Arkansas Tech W, 82-52
 Arkansas State W, 81-49
 ASU-Beebe W, 88-61
 Southern Arkansas W, 62-49
 UA-Pine Bluff W, 81-44
 Arkansas Tech W, 55-47
 Southern Arkansas L, 75-60
 UA-Monticello L, 74-67
 UA-Little Rock W, 72-41
 ASU-Beebe W, 82-62
 UA-Little Rock W, 92-36
 Southern Arkansas L, 87-50
 Arkansas Tech W, 77-51
 Southern Arkansas W, 89-73
 ASU-Beebe W, 62-64

**COACH - JANE SEVIER
 1973-74 • 13-7-1, 8-5-1 AIC**

Temple L, 76-41
 UA-Monticello L, 53-47
 Arkansas State W, 43-24
 Southern Arkansas T, 40-40
 ASU-Beebe W, 40-21
 UA-Monticello W, 65-53
 Arkansas Tech W, 67-40
 Arkansas-Pine Bluff W, 72-32
 Arkansas Tech W, 74-37
 ASU-Beebe L, 55-52
 Southern Arkansas L, 46-39
 Arkansas-Little Rock W, 66-49
 UA-Monticello W, 63-55
 Arkansas-Little Rock W, 84-48
 Southern Arkansas L, 64-52
 ASU-Beebe W, 46-43
 Arkansas Tech W, 58-49
 UA-Monticello W, 51-46
 Southern Arkansas L, 91-56
 ASU-Beebe W, 56-50
 Southern Arkansas L, 60-45

**COACH - JANE SEVIER
 1972-73 • 17-2, 8-0 AIC**

Arkansas Tech W, 52-29
 Ouachita Baptist W, 75-43
 Southern Arkansas W, 59-54
 Arkansas-Little Rock W, 48-39
 Arkansas-Little Rock W, 55-42
 ASU-Beebe W, 53-41
 Arkansas Tech W, 66-41
 Southwest Missouri W, 60-55
 Arkansas-Little Rock W, 43-36
 Southern Arkansas W, 49-39
 Southern Arkansas W, 56-45
 ASU-Beebe L, 62-59

Lyon W, 79-27
 ASU-Beebe L, 51-48
 Arkansas-Little Rock W, 63-32
 Arkansas-Pine Bluff W, 63-39
 Southern Arkansas W, 45-38
 ASU-Beebe W, 51-44
 ASU-Beebe W, 62-56

**COACH - JANE SEVIER
 1971-72 • 12-3, 6-2 AIC**

Southern Arkansas W, 42-39
 Arkansas-Little Rock W, 77-31
 Southern Arkansas L, 43-41
 ASU-Beebe L, 46-34
 Arkansas Tech W, 55-52
 Centenary W, 36-22
 Arkansas Tech W, 53-47
 Centenary W, 35-24
 Arkansas-Little Rock W, 66-44
 Arkansas Tech W, 61-52
 Arkansas-Little Rock W, 43-31
 Southern Arkansas L, 66-59
 Arkansas State W, 78-47
 Centenary W, 62-31
 Phillips County CC W, 57-54



ALL-TIME SERIES RECORDS

OPPONENT	REC.	PCT.	FIRST	SCORE	LAST	SCORE	OPPONENT	REC.	PCT.	FIRST	SCORE	LAST	SCORE
Abilene Christian	0-1	.000	00-01	L, 70-61	00-01	L, 70-61	Minnesota State	0-1	.000	08-09	L, 85-59	08-09	L, 85-59
Alabama-Huntsville	9-2	.818	93-94	W, 77-72	11-12	L, 76-75	Miss. College	5-3	.625	93-94	L, 81-66	24-25	W, 53-50
Alaska-Fairbanks	2-0	1.000	06-07	W, 74-55	09-10	W, 75-61	Miss. Univ.-Women	9-5	.643	93-94	W, 78-63	99-00	W, 77-57
Amer. Univ.-PR	1-0	1.000	00-01	W, 112-45	00-01	W, 112-45	Missouri S&T	1-2	.333	95-96	L, 72-48	14-15	L, 85-68
Anderson College	0-1	.000	04-05	L, 78-70	04-05	L, 78-70	Missouri Southern	3-7	.300	97-98	L, 64-55	24-25	L, 75-47
Angelo State	1-0	1.000	06-07	W, 66-63	06-07	W, 66-63	Missouri Western	1-0	1.000	07-08	W, 66-45	07-08	W, 66-45
Arkansas-Fort Smith	4-5	.444	12-13	L, 79-71	22-23	W, 77-66	Montevallo	4-3	.571	95-96	L, 74-60	08-09	L, 75-69
Arkansas-Little Rock	30-5-2	.811	71-72	W, 77-31	87-88	L, 89-69	Nebraska-Wesleyan	1-0	1.000	80-81	W, 72-68	80-81	W, 72-68
Arkansas-Monticello	44-59	.427	73-74	L, 53-47	24-25	L, 70-53	Newman	1-0	1.000	08-09	W, 72-62	08-09	W, 72-62
Arkansas-Pine Bluff	11-17	.393	72-73	W, 63-39	91-92	W, 82-39	North Alabama	4-6	.400	93-94	L, 71-59	10-11	L, 80-63
Arkansas Baptist	8-1	.875	87-88	W, 75-59	04-05	W, 100-47	North Florida	1-0	1.000	94-95	W, 69-55	94-95	W, 69-55
Arkansas State	6-16	.272	71-72	W, 78-47	10-11	L, 66-47	Northeast Oklahoma	1-2	.333	94-95	W, 82-71	24-25	L, 70-61
ASU-Beebe	11-5	.688	71-72	L, 46-34	83-84	W, 82-59	Northwest Missouri	1-1	.500	16-17	L, 81-66	17-18	W, 75-63
Arkansas Tech	41-75	.353	71-72	W, 55-52	24-25	L, 71-66	Northwestern Okla.	13-11	.542	12-13	W, 70-57	24-25	L, 81-45
Barry	1-1	.000	98-99	L, 91-88	05-06	W, 93-56	Northwestern St.	1-1	.500	01-02	L, 65-46	02-03	W, 73-68
Bacone College	3-0	1.000	17-18	W, 74-47	21-22	W, 112-49	Oklahoma	0-1	.000	04-05	L, 87-44	04-05	L, 87-44
Benedict	1-0	1.000	06-07	W, 67-53	06-07	W, 67-53	Oklahoma Baptist	12-6	.667	15-16	W, 77-74	24-25	L, 66-61
Bethel College	0-2	.000	89-90	L, 74-70	89-90	L, 59-56	Oklahoma City	1-0	1.000	94-95	W, 67-52	94-95	W, 67-52
Berry	0-1	.000	96-97	L, 72-59	96-97	L, 72-59	Okla. Panhandle	2-1	.667	01-02	W, 65-50	11-12	L, 125-111
Bible Baptist	1-0	1.000	10-11	W, 125-40	10-11	W, 125-40	Ouachita Baptist	51-44	.537	72-73	W, 75-43	24-25	L, 70-52
Bloomsburg	1-0	1.000	94-95	W, 97-63	94-95	W, 97-63	Ozarks	2-0	1.000	07-08	W, 81-60	08-09	W, 81-60
UC-Davis	0-1	.000	99-00	L, 97-64	99-00	L, 97-64	Paine	2-0	1.000	04-05	W, 80-72	05-06	W, 77-75
Cal Poly Pomona	1-0	1.000	06-07	W 62-49	06-07	W 62-49	Paul Quinn	1-0	1.000	17-18	W, 75-64	17-18	W, 75-64
Cal. U. of Penn.	0-1	.000	03-04	L, 71-62	03-04	L, 71-62	Philander Smith	21-2	.913	79-80	W, 82-45	11-12	W, 83-54
Cameron	1-4	.200	95-96	L, 72-65	07-08	W, 54-52	Phillips Co. CC	1-0	1.000	71-72	W, 57-54	71-72	W, 57-54
Centenary	3-1	.750	71-72	W, 36-22	81-82	L, 93-75	Phillips Univ.	0-1	.000	77-78	L, 84-64	77-78	L, 84-64
Central Arkansas	20-45	.286	76-77	W, 80-53	05-06	W, 77-73 (ot)	Pittsburg State	1-10	.090	87-88	L, 81-75	23-24	L, 95-72
Central Missouri	0-1	.000	24-25	L, 76-49	24-25	L, 76-49	Quincy	1-0	1.000	03-04	W, 61-60	03-04	W, 61-60
Central Oklahoma	1-3	.250	94-95	W, 60-59	07-08	L, 83-54	Rhema College	1-0	1.000	02-03	W, 132-24	02-03	W, 132-24
Champion Christian	1-0	1.000	22-23	W, 69-46	22-23	W, 69-46	Rockhurst	0-1	.000	00-01	L, 69-56	00-01	L, 69-56
Chico State	0-2	.000	99-00	L, 81-63	05-06	L, 67-66	Rogers State	4-1	.800	15-16	W, 49-48	24-25	L, 73-68 (ot)
Christian Brothers	22-12	.647	90-91	L, 78-72	21-22	W, 86-45	Rollins College	1-0	1.000	03-04	W, 73-62	03-04	W, 73-62
Clark College	1-0	1.000	90-91	W, 101-63	90-91	W, 101-63	Saginaw Valley	1-0	1.000	06-07	W, 68-59	06-07	W, 68-59
Clarion	0-1	.000	94-95	L, 64-60	94-95	L, 64-60	Saint Cloud State	0-1	.000	08-09	L, 78-54	08-09	L, 78-54
College-Ozarks	1-0	1.000	91-92	W, 79-60	91-92	W, 79-60	Saint Mary's	1-2	.333	92-93	W, 92-62	01-02	L, 79-53
Delta State	16-28	.363	91-92	L, 81-64	24-25	W, 83-73	Saint Edward's	1-1	.500	99-00	L, 90-82	01-02	W, 49-45
Dillard Univ.	1-0	1.000	92-93	W, 86-74	92-93	W, 86-74	Selma	1-0	1.000	95-96	W, 105-17	95-96	W, 105-17
Drury	0-4	.000	00-01	L, 95-61	08-09	L, 90-62	Sioux Falls	1-0	1.000	18-19	W, 75-63	18-19	W, 75-63
East Central (OK)	15-15	.500	83-84	L, 52-45	24-25	W, 74-68	S. Carolina-Aiken	2-0	1.000	04-05	W, 63-56	10-11	W, 62-57
East Texas Baptist	4-3	.571	83-84	W, 73-71	97-98	L, 82-72	Southeast Missouri	0-2	.000	02-03	L, 85-55	05-06	L, 79-66
Ecclesia	1-0	1.000	09-10	W, 81-49	09-10	W, 81-49	Southeastern Okla.	19-13	.594	84-85	L, 61-59	24-25	W, 64-62
Elon	0-1	.000	96-97	L, 66-64	96-97	L, 66-64	Southern Arkansas	65-52-1	.551	71-72	W, 42-39	24-25	W, 75-68
Emporia St.	1-6	.143	96-97	L, 86-55	23-24	W, 80-67	Southern Colorado	0-1	.000	89-90	L, 74-62	89-90	L, 74-62
Evangel	1-0	1.000	03-04	W, 59-56	03-04	W, 59-56	Southern Nazarene	11-16	.407	12-13	L, 64-60	24-25	L, 76-65
Ferris State	1-0	1.000	03-04	W, 95-83	03-04	W, 95-83	Southwest Baptist	2-6	.333	93-94	L, 73-66	18-19	W, 96-83
Flagler	1-0	1.000	07-08	W, 82-44	07-08	W, 82-44	Southwest Missouri	1-0	1.000	72-73	W, 60-55	72-73	W, 60-55
Florida Southern	1-1	.500	98-99	L, 90-77	04-05	W, 75-50	Southwestern Okla.	11-22	.333	09-10	W, 92-74	21-22	L, 64-60
Ft. Lewis	1-0	1.000	93-94	W, 88-51	93-94	W, 88-51	Tarkio College	1-0	1.000	90-91	W, 82-67	90-91	W, 82-67
Ft. Valley State	2-0	1.000	02-03	W, 82-66	03-04	W, 60-42	Temple	0-1	.000	73-74	L, 76-41	73-74	L, 76-41
Freed-Hardeman	0-2	.000	89-90	L, 73-65	89-90	L, 76-72	Texas A&M-Com.	8-3	.727	93-94	W, 89-66	16-17	L, 65-60
Gannon	0-1	.000	09-10	L, 81-75	09-10	L, 81-75	Texas A&M-Inter.	3-0	1.000	09-10	W, 73-69	11-12	W, 89-75
Garland Co. CC	0-4	.000	76-77	L, 55-50	79-80	L, 55-49	Texas College	2-0	1.000	96-97	W, 89-49	97-98	W, 82-48
Harding	32-40	.444	84-85	W, 89-54	24-25	L, 86-52	Texas-Kingsville	1-1	.500	93-94	L, 66-63	14-15	W, 70-57
Harris-Stowe	4-0	1.000	05-06	W, 73-28	09-10	W, 84-63	Texas-Permian Basin	1-1	.500	11-12	W, 80-59	11-12	L, 84-65
Hendrix	2-0	1.000	95-96	W, 82-67	13-14	W, 80-44	Texas-Tyler	2-0	1.000	21-22	W, 73-65	22-23	W, 67-57
Huston Tillotson	2-0	1.000	06-07	W, 88-57	06-07	W, 62-55	Texas Wesleyan	1-2	.333	98-99	W, 74-64	09-10	L, 62-56
Incarnate Word	1-1	.500	01-02	L, 70-60	01-02	W, 58-49	Texas Woman's	3-3	.500	94-95	W, 94-78	23-24	W, 71-69
IU-Fort Wayne	1-0	1.000	93-94	W, 66-59	93-94	W, 66-59	Tougaloo	1-0	1.000	09-10	W, 100-79	09-10	W, 100-79
Jarvis Christian	4-0	1.000	96-97	W, 56-45	04-05	W, 92-45	Union University	0-1	.000	91-92	L, 79-63	91-92	L, 79-63
John Brown	3-0	1.000	87-88	W, 67-61	90-91	W, 71-61	Univ. of the Ozarks	7-13	.350	77-78	L, 69-55	92-93	L, 76-64
Lambuth	4-2	.667	89-90	L, 79-55	10-11	W, 88-60	Valdosta State	3-3	.500	96-97	L, 79-57	08-09	L, 76-66
Lane	1-0	1.000	05-06	W, 107-61	05-06	W, 107-61	Wayland Baptist	0-1	.000	00-01	L, 80-63	00-01	L, 80-63
Lees-McRae	1-0	1.000	91-92	W, 79-64	91-92	W, 79-64	Wayne State	1-0	1.000	06-07	W, 75-63	06-07	W, 75-63
LeMoyn-Owen	3-0	1.000	04-05	W, 94-51	12-13	W, 72-47	West Alabama	9-3	.750	93-94	W, 74-66	10-11	L, 72-66
LeTourneau	3-1	.750	97-98	L, 72-68	12-13	W, 101-58	West Florida	6-3	.667	92-93	W, 89-72	11-12	W, 76-70
Lincoln	1-0	1.000	15-16	W, 94-86	15-16	W, 94-86	West Georgia	3-2	.600	04-05	W, 75-62	10-11	W, 70-60
Lincoln-Memorial	1-1	.500	95-95	L, 73-71	03-04	W, 56-44	West Texas A&M	1-5	.167	89-90	L, 89-49	00-01	L, 99-67
Lindenwood Univ.	1-0	1.000	91-92	W, 59-47	91-92	W, 59-47	Wiley College	5-0	1.000	91-92	W, 76-47	18-19	W, 61-45
Louisiana College	0-1	.000	98-99	L, 85-74	98-99	L, 85-74	Williams Baptist	8-0	1.000	90-91	W, 66-54	11-12	W, 75-52
Lyon College	19-28	.404	72-73	W, 79-27	13-14	W, 68-55	Wisconsin-Lutheran	1-0	1.000	90-91	W, 88-58	90-91	W, 88-58
McMurry	1-0	1.000	12-13	W, 87-82	12-13	W, 87-82	Wisconsin-Parkside	1-1	.500	91-92	W, 83-76	04-05	L, 64-53
Midwestern St.	2-2	.500	95-96	L, 74-56	19-20	W, 84-73							

