



GAME NOTES 2025

HSU SID: Chase Hartsell | Phone: 870-230-5175 | Email: hartsellc@hsu.edu
@REDDIESWBB | HSUSPORTS.COM | #NoMereBeast

NO MERE BEAST HAS EVER SYMBOLIZED THE WEARER OF THE "H"

2024-25 SCHEDULE

Nov. 8 at Central Missouri	L, 76-49
Nov. 9 Missouri Southern (Warrensburg, Mo.)	L, 75-47
Nov. 13 Delta State	W, 83-73
Nov. 20 at Northeastern State	L, 61-70
Nov. 26 at Mississippi College	W, 53-50
Nov. 30 Rogers State	L, 73-68 OT
Dec. 5 at Southeastern Oklahoma State	L, 59-46
Dec. 7 at East Central	L, 66-61
Dec. 12 at Arkansas Tech	W, 83-70
Dec. 14 Harding	L 94-88 OT
Dec. 19 Southern Arkansas	W, 70-67
Jan. 4 at Arkansas-Monticello	W, 70-51
Jan. 9 Southwestern Oklahoma State	L, 89-83
Jan. 11 Northwestern Oklahoma State	W, 72-69
Jan. 16 at Southern Nazarene	L, 63-41
Jan. 18 at Oklahoma Baptist	L, 75-56
Jan. 23 Ouachita Baptist	L, 80-58
Jan. 25 at Southern Arkansas	W, 75-68
Jan. 30 East Central	W, 74-68
Feb. 1 Southeastern Oklahoma State	W, 64-62
Feb. 6 Northwestern Oklahoma State	L, 81-45
Feb. 8 at Southwestern Oklahoma State	L, 60-64
Feb. 13 at Ouachita Baptist	L, 52-70
Feb. 15 Arkansas-Monticello	L, 53-70
Feb. 20 Oklahoma Baptist	L, 66-61
Feb. 22 Southern Nazarene	L, 76-65
Feb. 27 Arkansas Tech	L, 71-66
Mar. 1 at Harding	5:30 p.m.

TALE OF THE TAPE

HENDERSON STATE REDDIES

Coach: Jill Thomas, 12th season
Ranking: NR
2024-25 Record: 9-18 (7-14 GAC)
Record Last Season: 20-12 (13-9 GAC)

Leading Scorer: Natalie Cardenas (14.8 ppg)
Leading Rebounder: Makenna Winans (7.6 rpg)
Leader in Assists: Sam Basson (2.5 apg)
Last Game: 71-66, L (vs. ATU)
Streak vs. ATU L5

HARDING BIONS

Coach: Tim Kirby, 20th season
Ranking: NR
2024-25 Record: 21-6 (17-4 GAC)
Record Last Season: 26-6 (19-3 GAC)

Leading Scorer: Sage Hawley (18.3 ppg)
Leading Rebounder: Sage Hawley (10.6 rpg)
Leader in Assists: Josie Williams (3.0 apg)
Last Game: 89-75, W (at UAM)

REGULAR SEASON FINALE

HENDERSON STATE REDDIES AT HARDING

RHODES-REAVES FIELD HOUSE / SEARCY, ARK.
SATURDAY, MAR. 1, 2025 / 5:30 P.M.



PROJECTED STARTERS




NATALIE CARDENAS
SO. | MESQUITE, TX
GUARD



SAM BASSON
SO. | ALLEN, TX
GUARD



BYRNLEE HUGGINS
JR. | PANGBURN, AR
GUARD



MARLEE RABY
FR. | MOUNT VERNON, AR
GUARD



BOBBI BAZZLE
SR. | THE WOODLANDS, TX
FORWARD

REDDIES NOTES

Henderson State travels to Rhodes-Reaves Field House in search of its first win at Harding since Dec. 18, 2021 (an 82-78 victory). This will be the fourth consecutive year that the Reddies close out the regular season against the Bisons.

Natalie Cardenas has reached double figures in 10 straight games. She had 17 points versus Arkansas Tech on Thursday. The sophomore is fifth in the GAC with an average of 14.8 points per game.

Makenna Winans collected 14 rebounds on Senior Night against the Golden Suns. In doing so, the Parkersburg, West Virginia, native eclipsed 200 boards in a season for the first time in her HSU career. She is averaging 7.6 rebounds per game in 2024-25 - good for fourth in the conference.

Brynlee Huggins sits atop the GAC leaderboard with 69 threes made this season. Her average of 14.1 points per game is ranked eighth in the league.

In conference play, HSU has scored 64 points per game - the fifth-highest average of any Great American Conference squad. The Reddies have made eight threes per game during that span, which is the second-most in the GAC behind Oklahoma Baptist.

SCOUTING HARDING

Harding aims to win its sixth straight meeting with Henderson State. The Bisons won their first 2024-25 showdown with the Reddies in a 94-88 overtime thriller at the Duke Wells Center.

Sage Hawley enters her Senior Night game leading the conference in scoring (18.3 points per game) and rebounds (10.6 boards per game). She is one of only two players in the GAC averaging a double-double this season (joining Southern Nazarene's Hannah Giddey). The Memphis, Tennessee, native had 31 points and 18 rebounds at HSU on Dec. 14.

At 8.6 boards per game, Rory Geer is one of the league's top three rebounders.

In GAC games, Harding has the conference's second-highest scoring average (68.7 points per game) and third-best point margin (plus-8.2).



WOMEN'S BASKETBALL 2024-25 ROSTER

No.	Name	Pos.	Ht.	Cls.	Hometown
1	Ahmmiyah Caffey	F	6-0	R-Fr.	North Little Rock, Arkansas
3	Natalie Cardenas	G	5-8	So.	Mesquite, Texas
5	Sam Basson	G	5-7	So.	Allen, Texas
10	Riley Samples	G	5-9	Fr.	Austin, Texas
11	Brynlee Huggins	G	5-10	Jr.	Pangburn, Arkansas
12	Michaela Mayfield	G/F	5-9	Gr.	Gurdon, Arkansas
21	Marlee Raby	G	5-7	Fr.	Mount Vernon, Arkansas
22	Tristin Keller	G	5-8	Jr.	Mason, Texas
24	Klowie Pike	G	5-6	So.	Salt Lake City, Utah
25	Keeley Chaddick	G	5-5	Fr.	Conroe, Texas
30	Makenna Winans	F	6-1	So.	Morrilton, Arkansas
33	Bobbi Bazzle	F	6-0	Sr.	The Woodlands, Texas

Coaching Staff

Jill Thomas	Head Coach (12th season)
Christina Harvey	Assistant Coach (4th season)
Cole Cocroft	Assistant Coach (2nd season)
Tori Gittens	Graduate Assistant (1st season)

Pronunciations

#1	uh-MY-yuh CAF-ee
#3	car-DEEN-us
#5	buh-SAWN
#12	muh-KAY-luh
#21	RAY-bee
#24	CLO-ee
#30	WHY-nins

























AHMMIYAH CAFFEY

FRESHMAN - F - 6'0 - NORTH LITTLE ROCK, ARK.

	MIN	PTS	RBS	AST	FG%	3FG%	FT%
24-25	1.3	0.2	0.2	0.0	0.0	0.0	50.0
Career	1.3	0.2	0.2	0.0	0.0	0.0	50.0



1

	<div>NATALIE CARDENAS</div> <div>SOPHOMORE - G - 5'8 - MESQUITE, TEXAS</div> <table><tr><th></th><th>MIN</th><th>PTS</th><th>RBS</th><th>AST</th><th>FG%</th><th>3FG%</th><th>FT%</th></tr><tr><td>24-25</td><td>28.5</td><td>14.8</td><td>4.5</td><td>1.1</td><td>30.5</td><td>26.1</td><td>77.9</td></tr><tr><td>Career</td><td>28.4</td><td>13.7</td><td>4.1</td><td>1.7</td><td>30.5</td><td>26.9</td><td>76.2</td></tr></table>		MIN	PTS	RBS	AST	FG%	3FG%	FT%	24-25	28.5	14.8	4.5	1.1	30.5	26.1	77.9	Career	28.4	13.7	4.1	1.7	30.5	26.9	76.2		3
	MIN	PTS	RBS	AST	FG%	3FG%	FT%																				
24-25	28.5	14.8	4.5	1.1	30.5	26.1	77.9																				
Career	28.4	13.7	4.1	1.7	30.5	26.9	76.2																				
	<div>SAM BASSON</div> <div>SOPHOMORE - G - 5'7 - ALLEN, TEXAS</div> <table><tr><th></th><th>MIN</th><th>PTS</th><th>RBS</th><th>AST</th><th>FG%</th><th>3FG%</th><th>FT%</th></tr><tr><td>24-25</td><td>31.3</td><td>8.1</td><td>1.9</td><td>2.5</td><td>38.7</td><td>38.1</td><td>86.7</td></tr><tr><td>Career</td><td>21.1</td><td>5.9</td><td>1.6</td><td>1.8</td><td>39.6</td><td>38.7</td><td>88.5</td></tr></table>		MIN	PTS	RBS	AST	FG%	3FG%	FT%	24-25	31.3	8.1	1.9	2.5	38.7	38.1	86.7	Career	21.1	5.9	1.6	1.8	39.6	38.7	88.5		5
	MIN	PTS	RBS	AST	FG%	3FG%	FT%																				
24-25	31.3	8.1	1.9	2.5	38.7	38.1	86.7																				
Career	21.1	5.9	1.6	1.8	39.6	38.7	88.5																				
	<div>RILEY SAMPLES</div> <div>FRESHMAN - G - 5'9 - AUSTIN, TEXAS</div> <table><tr><th></th><th>MIN</th><th>PTS</th><th>RBS</th><th>AST</th><th>FG%</th><th>3FG%</th><th>FT%</th></tr><tr><td>24-25</td><td>10.5</td><td>3.8</td><td>1.4</td><td>0.2</td><td>33.9</td><td>28.6</td><td>91.7</td></tr><tr><td>Career</td><td>10.5</td><td>3.8</td><td>1.4</td><td>0.2</td><td>33.9</td><td>28.6</td><td>91.7</td></tr></table>		MIN	PTS	RBS	AST	FG%	3FG%	FT%	24-25	10.5	3.8	1.4	0.2	33.9	28.6	91.7	Career	10.5	3.8	1.4	0.2	33.9	28.6	91.7		10
	MIN	PTS	RBS	AST	FG%	3FG%	FT%																				
24-25	10.5	3.8	1.4	0.2	33.9	28.6	91.7																				
Career	10.5	3.8	1.4	0.2	33.9	28.6	91.7																				
	<div>BRYNLEE HUGGINS</div> <div>JUNIOR - G - 5'10 - PANGBURN, ARK.</div> <table><tr><th></th><th>MIN</th><th>PTS</th><th>RBS</th><th>AST</th><th>FG%</th><th>3FG%</th><th>FT%</th></tr><tr><td>24-25</td><td>33.9</td><td>14.1</td><td>3.2</td><td>1.7</td><td>33.7</td><td>32.2</td><td>66.7</td></tr><tr><td>Career</td><td>21.2</td><td>8.0</td><td>2.1</td><td>1.2</td><td>34.3</td><td>32.8</td><td>68.5</td></tr></table>		MIN	PTS	RBS	AST	FG%	3FG%	FT%	24-25	33.9	14.1	3.2	1.7	33.7	32.2	66.7	Career	21.2	8.0	2.1	1.2	34.3	32.8	68.5		11
	MIN	PTS	RBS	AST	FG%	3FG%	FT%																				
24-25	33.9	14.1	3.2	1.7	33.7	32.2	66.7																				
Career	21.2	8.0	2.1	1.2	34.3	32.8	68.5																				
	<div>MICHAELA MAYFIELD</div> <div>GRADUATE STUDENT - G/F - 5'9 - GURDON, ARK.</div> <table><tr><th></th><th>MIN</th><th>PTS</th><th>RBS</th><th>AST</th><th>FG%</th><th>3FG%</th><th>FT%</th></tr><tr><td>24-25</td><td>8.6</td><td>2.9</td><td>1.9</td><td>0.4</td><td>40.4</td><td>47.1</td><td>73.9</td></tr><tr><td>Career</td><td>8.6</td><td>2.9</td><td>1.9</td><td>0.4</td><td>40.4</td><td>47.1</td><td>73.9</td></tr></table>		MIN	PTS	RBS	AST	FG%	3FG%	FT%	24-25	8.6	2.9	1.9	0.4	40.4	47.1	73.9	Career	8.6	2.9	1.9	0.4	40.4	47.1	73.9		12
	MIN	PTS	RBS	AST	FG%	3FG%	FT%																				
24-25	8.6	2.9	1.9	0.4	40.4	47.1	73.9																				
Career	8.6	2.9	1.9	0.4	40.4	47.1	73.9																				
	<div>MARLEE RABY</div> <div>FRESHMAN - G - 5'7 - MOUNT VERNON, ARK.</div> <table><tr><th></th><th>MIN</th><th>PTS</th><th>RBS</th><th>AST</th><th>FG%</th><th>3FG%</th><th>FT%</th></tr><tr><td>24-25</td><td>18.0</td><td>5.5</td><td>2.2</td><td>0.6</td><td>35.2</td><td>22.2</td><td>77.1</td></tr><tr><td>Career</td><td>18.0</td><td>5.5</td><td>2.2</td><td>0.6</td><td>35.2</td><td>22.2</td><td>77.1</td></tr></table>		MIN	PTS	RBS	AST	FG%	3FG%	FT%	24-25	18.0	5.5	2.2	0.6	35.2	22.2	77.1	Career	18.0	5.5	2.2	0.6	35.2	22.2	77.1		21
	MIN	PTS	RBS	AST	FG%	3FG%	FT%																				
24-25	18.0	5.5	2.2	0.6	35.2	22.2	77.1																				
Career	18.0	5.5	2.2	0.6	35.2	22.2	77.1																				
	<div>TRISTIN KELLER</div> <div>JUNIOR - G - 5'8 - MASON, TEXAS</div> <table><tr><th></th><th>MIN</th><th>PTS</th><th>RBS</th><th>AST</th><th>FG%</th><th>3FG%</th><th>FT%</th></tr><tr><td>24-25</td><td>16.8</td><td>2.7</td><td>3.0</td><td>1.3</td><td>34.9</td><td>27.3</td><td>47.6</td></tr><tr><td>Career</td><td>16.8</td><td>2.7</td><td>3.0</td><td>1.3</td><td>34.9</td><td>27.3</td><td>47.6</td></tr></table>		MIN	PTS	RBS	AST	FG%	3FG%	FT%	24-25	16.8	2.7	3.0	1.3	34.9	27.3	47.6	Career	16.8	2.7	3.0	1.3	34.9	27.3	47.6		22
	MIN	PTS	RBS	AST	FG%	3FG%	FT%																				
24-25	16.8	2.7	3.0	1.3	34.9	27.3	47.6																				
Career	16.8	2.7	3.0	1.3	34.9	27.3	47.6																				
	<div>KLOWIE PIKE</div> <div>SOPHOMORE - G - 5'6 - SALT LAKE CITY, UTAH</div> <table><tr><th></th><th>MIN</th><th>PTS</th><th>RBS</th><th>AST</th><th>FG%</th><th>3FG%</th><th>FT%</th></tr><tr><td>24-25</td><td>17.0</td><td>4.1</td><td>2.1</td><td>1.1</td><td>29.2</td><td>29.9</td><td>56.5</td></tr><tr><td>Career</td><td>17.0</td><td>4.1</td><td>2.1</td><td>1.1</td><td>29.2</td><td>29.9</td><td>56.5</td></tr></table>		MIN	PTS	RBS	AST	FG%	3FG%	FT%	24-25	17.0	4.1	2.1	1.1	29.2	29.9	56.5	Career	17.0	4.1	2.1	1.1	29.2	29.9	56.5		24
	MIN	PTS	RBS	AST	FG%	3FG%	FT%																				
24-25	17.0	4.1	2.1	1.1	29.2	29.9	56.5																				
Career	17.0	4.1	2.1	1.1	29.2	29.9	56.5																				
	<div>KEELEY CHADDICK</div> <div>FRESHMAN - G - 5'5 - CONROE, TEXAS</div> <table><tr><th></th><th>MIN</th><th>PTS</th><th>RBS</th><th>AST</th><th>FG%</th><th>3FG%</th><th>FT%</th></tr><tr><td>24-25</td><td>3.3</td><td>0.3</td><td>0.3</td><td>0.0</td><td>33.3</td><td>0.0</td><td>0.0</td></tr><tr><td>Career</td><td>3.3</td><td>0.3</td><td>0.3</td><td>0.0</td><td>33.3</td><td>0.0</td><td>0.0</td></tr></table>		MIN	PTS	RBS	AST	FG%	3FG%	FT%	24-25	3.3	0.3	0.3	0.0	33.3	0.0	0.0	Career	3.3	0.3	0.3	0.0	33.3	0.0	0.0		25
	MIN	PTS	RBS	AST	FG%	3FG%	FT%																				
24-25	3.3	0.3	0.3	0.0	33.3	0.0	0.0																				
Career	3.3	0.3	0.3	0.0	33.3	0.0	0.0																				
	<div>MAKENNA WINANS</div> <div>GRADUATE STUDENT - F - 6'1 - PARKERSBURG, W.V.</div> <table><tr><th></th><th>MIN</th><th>PTS</th><th>RBS</th><th>AST</th><th>FG%</th><th>3FG%</th><th>FT%</th></tr><tr><td>24-25</td><td>16.8</td><td>3.1</td><td>7.6</td><td>0.3</td><td>44.8</td><td>0.0</td><td>75.8</td></tr><tr><td>Career</td><td>15.6</td><td>3.0</td><td>6.6</td><td>0.3</td><td>46.0</td><td>33.3</td><td>73.0</td></tr></table>		MIN	PTS	RBS	AST	FG%	3FG%	FT%	24-25	16.8	3.1	7.6	0.3	44.8	0.0	75.8	Career	15.6	3.0	6.6	0.3	46.0	33.3	73.0		30
	MIN	PTS	RBS	AST	FG%	3FG%	FT%																				
24-25	16.8	3.1	7.6	0.3	44.8	0.0	75.8																				
Career	15.6	3.0	6.6	0.3	46.0	33.3	73.0																				
	<div>BOBBI BAZZLE</div> <div>SENIOR - F - 6'0 - THE WOODLANDS, TEXAS</div> <table><tr><th></th><th>MIN</th><th>PTS</th><th>RBS</th><th>AST</th><th>FG%</th><th>3FG%</th><th>FT%</th></tr><tr><td>24-25</td><td>22.9</td><td>4.4</td><td>6.3</td><td>0.3</td><td>57.0</td><td>0.0</td><td>58.3</td></tr><tr><td>Career</td><td>17.0</td><td>2.9</td><td>4.5</td><td>0.2</td><td>54.0</td><td>0.0</td><td>55.6</td></tr></table>		MIN	PTS	RBS	AST	FG%	3FG%	FT%	24-25	22.9	4.4	6.3	0.3	57.0	0.0	58.3	Career	17.0	2.9	4.5	0.2	54.0	0.0	55.6		33
	MIN	PTS	RBS	AST	FG%	3FG%	FT%																				
24-25	22.9	4.4	6.3	0.3	57.0	0.0	58.3																				
Career	17.0	2.9	4.5	0.2	54.0	0.0	55.6																				

HSU FAST FACTS

Location:	Arkadelphia, AR
Founded:	1890
Enrollment:	2,061
Nickname:	Reddies
School Colors:	Red and Gray
Affiliation:	NCAA Division II
Conference:	Great American
Chancellor:	Dr. Trey Berry
Director of Athletics:	Seth Dutton
School Website:	www.hsu.edu
Athletics Website:	www.hsusports.com
MBB Twitter:	@ReddiesWBB
Athletics Twitter:	@ReddieAthletics
All-Time WBB Record:	687-656-3 (.509)
All-Time GAC Record:	142-124 (.534)
Conference Titles:	6
NAIA/NCAA Tournament Berths:	5
NAIA All-Americans:	2
NCAA All-Americans:	5



YEAR BY YEAR RECORD

Season	Overall	GAC
2013-14	13-14	8-12
2014-15	10-17	8-12
2015-16	14-15	13-9
2016-17	8-20	8-14
2017-18	21-9	16-6
2018-19	18-11	13-9
2019-20	20-10	14-8
2020-21	7-6	7-5
2021-22	19-11	13-9
2022-23	17-12	14-8
2023-24	20-12	13-9
	167-137	127-101

ALL-GAC SELECTIONS

Year	Player
2014	Aungelique Sledge (1st Team)
2015	Aungelique Sledge (1st Team)
2016	Dulincia Keener (1st Team)
2016	Victoria Stewart (HM)
2017	Pink Jones (HM)
2018	Pink Jones (1st Team)
2018	Haleigh Henson (2nd Team)
2019	Pink Jones (1st Team)
2019	Hailey Estes (HM)
2020	Hailey Estes (1st Team)
2020	Pink Jones (2nd Team)
2021	Maci Mains (1st Team)
2022	Ashley Farrar (2nd Team)
2022	Lani Snowden (HM)
2023	Ashley Farrar (1st Team)
2024	Ashley Farrar (1st Team)
2024	Tori Gittens (HM)

GREAT AMERICAN CONFERENCE STANDINGS

	GAC			OVERALL		
TEAM	W	L	Pct.	W	L	Pct.
Southern Nazarene #1	18	3	0.857	21	6	0.778
Harding #2	17	4	0.810	21	6	0.778
Oklahoma Baptist*	15	6	0.714	19	8	0.704
Southeastern Oklahoma State*	15	6	0.714	18	9	0.667
Southwestern Oklahoma State #5	12	9	0.571	16	11	0.593
Northwestern Oklahoma State #6	10	11	0.476	13	14	0.481
Southern Arkansas	8	13	0.381	13	14	0.481
East Central	8	13	0.381	10	15	0.400
Henderson State	7	14	0.333	9	18	0.333
Arkansas-Monticello	6	15	0.286	11	16	0.407
Ouachita Baptist	5	16	0.238	9	16	0.360
Arkansas Tech	5	16	0.238	7	18	0.280

*Clinched GAC Tournament Bid
#Clinched GAC Tournament Seed

THE JILL THOMAS FILE

Jill Thomas enters her 12th season as head coach of the Henderson State women's basketball program in 2024-25. Thomas has won 167 career games at the helm of HSU women's basketball program and has a career record of 222-185 in 14 seasons as a head coach.

In her time at Henderson, Thomas has led the Reddies to the Great American Conference Tournament ten times, the league semifinals four times, coached 16 All-Conference selections and has had 24 players earn Academic All-GAC honors. Thomas has also been dominant against cross-street rival Ouachita Baptist and is 18-6 in her career against the Tigers.

In her 11th season, Thomas delivered her best season in Arkadelphia yet, leading the Reddies to the program's first ever GAC Championship and first NCAA Tournament appearance since 2006. The championship season yielded a two-year extension on her contract through the 2027 season.

The magical 2023-24 campaign saw Thomas become the school's all-time leader in wins with 167 in her career following the program's first 20-win season since 2019-20 and third consecutive 13-win conference season. Under Thomas, Henderson State is the only school in the Great American Conference to have won at least 13 league games in six of the last seven seasons.

In 2022-23, Thomas led Henderson to its sixth consecutive GAC Tournament appearance on the backs of a 14-8 conference record, tying the best finish in league play since 2017-18. During the season, Thomas reached 200 all-time wins as a head coach while being three shy of 150 victories at HSU at the start of the 2023-24 season.

During the COVID-19 complicated 2020-21 season and after losing several key starters, Thomas guided a young and inexperienced Reddies team to a 7-6 record and a second-place finish in the GAC Eastern Division. HSU earned a first-round bye at the GAC Tournament, defeated previously unbeaten and No. 14 Arkansas Tech, and ended the season by winning six of its final seven games.

The 2019-20 campaign was yet another strong season for Thomas' established program. The Reddies won 20 games, including 14 conference contests, finished 11-2 at home in the Duke Wells Center, and advanced to the GAC Semifinals for the second time in three seasons. Senior Hailey Estes earned All-GAC First Team recognition, while fellow senior Pink Jones garnered Second Team honors. Under Thomas' tutelage, Estes ended her career as HSU's all-time rebounding leader and Jones broke the school's career assist record.

In the 2018-19 season, Thomas again guided Henderson to the GAC Tournament with 18 wins and 13 conference victories. Junior Pink Jones earned her second-straight selection to the All-GAC First Team and Hailey Estes was an Honorable Mention All-GAC performer.

Thomas led the Reddies to a magnificent season in 2017-18, as Henderson won 21 games, defeated rival Ouachita Baptist three times and advanced to the GAC Tournament semifinals for the first time ever. Pink Jones was named First Team All-GAC, while Haleigh Henson was a Second Team All-GAC selection and also broke the GAC record for 3-pointers made in a career with 282.

THE JILL THOMAS FILE (CONTINUED)

In 2016-17, the Reddie women's basketball program led the entire Henderson State athletic department with a team GPA of 3.49, and boasted 10 players who had a 3.0 or higher. On the court, freshman Pink Jones led the way for Henderson, earning honorable mention All-GAC honors, as well as GAC Freshman of the Year recognition.

During the 2015-16 season, Henderson finished with a 14-15 record overall and a 13-9 mark in GAC play, the first winning record in league play since the Reddies joined the league. The Reddies recorded its first win over Harding in Searcy since 2006 with a 66-62 upset of the Bisons. Henderson would go on to sweep the series against Harding. The Reddies also swept the series with in-town rival Ouachita Baptist.

The 2014-15 Reddies finished with a 10-17 record overall and an 8-12 record in Great American Conference play, good enough for a seventh-place finish in the league standings. During the course of the year, the Reddies recorded a 91-85 win over GAC Champion Harding ending the Bisons 11-game win streak as well as a pair of wins over Ouachita Baptist.

Thomas coached two-time Great American Conference Defender of the Year Angelique Sledge who was also an All-Region pick. Sledge also earned First-Team Academic All-American honors.

In her first season with the Lady Reddies, Thomas led Henderson State to a 13-14 record. The Lady Reddies had a 9-4 record at home, including winning eight straight home games to begin the season.

Prior to her arrival to Henderson, Thomas spent four seasons as head coach at Pfeiffer University in North Carolina from 2009 to 2013.

In 2013, Thomas was named the Conference Carolinas Coach of the Year after guiding the Lady Falcons to a 27-5 record and their first-ever NCAA Regional Tournament win.

During her four years at the Misenheimer, N.C. institution, Thomas compiled a 65-48 record with nine of her players earning all-conference honors, and seven conference players-of-the-week selections.

"The three things that I stress is work ethic, character, and team accountability," Thomas said. "Our student-athletes must lead by example and be good representatives of Henderson State University. I feel that it also very important for us to be visible throughout the community."

Thomas' teams have not only performed on the court, but in the classroom as well. More than a dozen of her players have been on the Pfeiffer's Presidential Honor Roll, seven players earned all-academic all-conference honors, and one of her players was named Capital One Academic All-American in back-to-back years.

Prior to her stint at Pfeiffer, Thomas was an assistant women's basketball coach at Dakota Wesleyan University where she also worked as a Resident Director and Intramural Coordinator. Thomas also spent a season as an assistant coach at Mitchell High School in Mitchell, S.D.

In addition to valuable coaching experience, Thomas played on the NJCAA Division I and NAIA Division II levels. While at Northwest College she set the school record for most points in one game. While serving as team captain at Black Hills State University, Thomas was selected as a Dakota Athletic Conference Player of the Week and earned a DAC All-Conference award.

Thomas is a 2004 graduate of Northwest College having obtained an associate degree with honors in physical education. She earned a bachelor's degree in Wellness Management with a minor in coaching in 2006 from Black Hills State University. Thomas acquired a master's degree in education from Dakota Wesleyan University in 2012 with an emphasis on curriculum and instruction.



HENDERSON STATE STATS



2024-25 Henderson St. Women's Basketball Combined Team Statistics All games

Page 1/1
as of Feb 28, 2025

Game Records

Record	Overall	Home	Away	Neutral
ALL GAMES	9-18	5-8	4-9	0-1
CONFERENCE	7-14	4-7	3-7	0-0
NON-CONFERENCE	2-4	1-1	1-2	0-1

Score by Periods

Team	1st	2nd	3rd	4th	OT	TOT
Henderson St.	420	424	434	413	13	1704
Opponents	462	435	474	501	24	1896

Team Box Score

No.	Player				Total		3-Point		F-Throw		Rebounds											
		GP-GS	MIN	AVG	FG-FGA	FG%	3FG-3FGA	3FG%	FT-FTA	FT%	OFF	DEF	TOT	AVG	PF	DQ	A	TO	BLK	STL	PTS	AVG
2	PICKENS, Jadah	7-6	196:37	28.1	41-101	.406	7-16	.438	21-26	.808	5	26	31	4.4	14	0	8	17	3	8	110	15.7
3	CARDENAS, Natalie	22-16	629:19	28.6	95-311	.305	30-115	.261	106-136	.779	38	61	99	4.5	34	0	25	55	6	19	326	14.8
11	HUGGINS, Brynlee	27-26	917:28	34.0	126-374	.337	69-214	.322	60-90	.667	18	69	87	3.2	56	1	47	58	8	23	381	14.1
5	BASSON, Sam	27-22	841:36	31.2	79-204	.387	48-126	.381	13-15	.867	4	48	52	1.9	51	0	68	58	1	27	219	8.1
21	RABY, Marlee	27-13	489:07	18.1	58-165	.352	6-27	.222	27-35	.771	20	40	60	2.2	53	1	16	47	10	10	149	5.5
33	BAZZLE, Bobbi	27-26	620:43	23.0	45-79	.570	0-0	.000	28-48	.583	77	92	169	6.3	61	1	8	27	18	16	118	4.4
24	PIKE, Klowie	27-4	456:37	16.9	38-130	.292	23-77	.299	13-23	.565	8	49	57	2.1	46	1	31	34	0	25	112	4.1
10	SAMPLES, Riley	16-2	168:12	10.5	21-62	.339	8-28	.286	11-12	.917	5	17	22	1.4	3	0	3	16	1	8	61	3.8
30	WINANS, Makenna	27-2	449:58	16.7	30-67	.448	0-0	.000	25-33	.758	70	135	205	7.6	65	1	7	22	14	13	85	3.1
12	MAYFIELD, Michaela	23-1	195:09	8.5	21-52	.404	8-17	.471	17-23	.739	17	26	43	1.9	26	0	9	19	3	12	67	2.9
22	KELLER, Tristin	26-17	435:29	16.7	29-83	.349	3-11	.273	10-21	.476	18	60	78	3.0	40	0	33	38	3	9	71	2.7
25	CHADDICK, Keeley	12-0	41:29	3.5	2-6	.333	0-3	.000	0-0	.000	1	3	4	0.3	4	0	0	4	0	0	4	0.3
1	CAFFEY, Ahmmiyah	6-0	08:10	1.4	0-2	.000	0-0	.000	1-2	.500	1	0	1	0.2	0	0	0	1	0	0	1	0.2
Team											48	54	102					16				
Total		27	5450		585-1636	.358	202-634	.319	332-464	.716	330	680	1010	37.4	453	5	255	412	67	170	1704	63.1
Opponents		27	5450		666-1606	.415	127-405	.314	437-548	.797	295	762	1057	39.1	441	5	276	362	105	209	1896	70.2

Team Statistics

	HSU	OPP
Scoring	1704	1896
Points per game	63.1	70.2
Scoring margin	-7.1	-
Field goals-att	585-1636	666-1606
Field goal pct	.358	.415
3 point fg-att	202-634	127-405
3-point FG pct	.319	.314
3-pt FG made per game	7.5	4.7
Free throws-att	332-464	437-548
Free throw pct	.716	.797
F-Throws made per game	12.3	16.2
Rebounds	1010	1057
Rebounds per game	37.4	39.1
Rebounding margin	-1.7	-
Assists	255	276
Assists per game	9.4	10.2
Turnovers	412	362
Turnovers per game	15.3	13.4
Turnover margin	-1.9	-
Assist/turnover ratio	0.6	0.8
Steals	170	209
Steals per game	6.3	7.7
Blocks	67	105
Blocks per game	2.5	3.9
Winning streak	0	-
Home win streak	0	-
Attendance	3395	8032
Home games-Avg/Game	13-261	13-618
Neutral site-Avg/Game	-	1-0

Team Results

Date	Opponent		Score	Att.
11/08/2024	at Central Mo.	L	49-76	2558
11/09/2024	vs Mo. Southern St.	L	47-75	0
11/13/2024	Delta St.	W	83-73	86
11/20/2024	at Northeastern St.	L	61-70	337
11/26/2024	at Mississippi Col.	W	53-50	127
11/30/2024	Rogers St.	Lot	68-73	175
12/05/2024	at Southeastern Okla.	L	46-59	379
12/07/2024	at East Central	L	61-66	208
12/12/2024	at Arkansas Tech	W	83-70	357
12/14/2024	Harding	Lot	88-94	175
12/19/2024	Southern Ark.	W	70-67	430
01/04/2025	at Ark.-Monticello	W	70-51	83
01/09/2025	Southwestern Okla.	L	83-89	125
01/11/2025	Northwestern Okla.	W	72-69	135
01/16/2025	at Southern Nazarene	L	41-63	401
01/18/2025	at Okla. Baptist	L	56-75	566
01/23/2025	Ouachita Baptist	L	58-80	1189
01/25/2025	at Southern Ark.	W	75-68	289
01/30/2025	East Central	W	74-68	95
02/01/2025	Southeastern Okla.	W	64-62	175
02/06/2025	at Northwestern Okla.	L	45-81	618
02/08/2025	at Southwestern Okla.	L	60-64	346
02/13/2025	at Ouachita Baptist	L	52-70	1763
02/15/2025	Ark.-Monticello	L	53-70	250
02/21/2025	Okla. Baptist	L	61-66	135
02/23/2025	Southern Nazarene	L	65-76	165
02/27/2025	Arkansas Tech	L	66-71	260

HARDING STATS



2024-25 Harding Women's Basketball Combined Team Statistics All games

Page 1/1
as of Feb 28, 2025

Game Records

Record	Overall	Home	Away	Neutral
ALL GAMES	21-6	11-1	9-5	1-0
CONFERENCE	17-4	9-1	8-3	0-0
NON-CONFERENCE	4-2	2-0	1-2	1-0

Score by Periods

Team	1st	2nd	3rd	4th	OT	TOT
Harding	479	451	476	470	27	1903
Opponents	373	356	415	464	18	1626

Team Box Score

No.	Player				Total		3-Point		F-Throw		Rebounds													
		GP-GS	MIN	AVG	FG-FGA	FG%	3FG-3FGA	3FG%	FT-FTA	FT%	OFF	DEF	TOT	AVG	PF	DQ	A	TO	BLK	STL	PTS	AVG		
24	HAWLEY, Sage	27-27	946:19	35.0	199-416	.478	6-15	.400	89-112	.795	89	197	286	10.6	58	2	60	49	54	22	493	18.3		
32	ISBELL, Aubrey	26-26	844:36	32.5	109-267	.408	8-43	.186	117-133	.880	25	71	96	3.7	73	5	67	55	8	25	343	13.2		
20	GEER, Rory	27-27	907:56	33.6	101-212	.476	10-16	.625	104-145	.717	106	127	233	8.6	70	3	37	33	2	24	316	11.7		
21	WILLIAMS, Josie	27-27	958:35	35.5	95-248	.383	41-99	.414	39-50	.780	6	90	96	3.6	40	0	80	56	2	27	270	10.0		
10	HOLT, Maddi	27-25	840:45	31.1	64-183	.350	31-94	.330	61-75	.813	31	63	94	3.5	49	2	28	25	2	10	220	8.1		
30	KABRICH, Katelyn	27-0	233:15	8.6	36-88	.409	8-30	.267	30-36	.833	16	29	45	1.7	23	0	5	14	3	6	110	4.1		
1	THOMAS, Jaiden	27-3	446:43	16.5	33-115	.287	17-55	.309	23-34	.676	25	65	90	3.3	31	0	18	18	7	7	106	3.9		
13	ROGERS, Amelia	16-0	96:49	6.1	11-30	.367	1-12	.083	4-6	.667	5	8	13	0.8	14	0	8	6	1	3	27	1.7		
00	HAMMITT, Kinley	11-0	47:45	4.3	2-5	.400	0-1	.000	5-7	.714	4	12	16	1.5	4	0	1	3	0	4	9	0.8		
14	NEELY, Evan	4-0	16:39	4.2	1-7	.143	0-0	.000	0-0	.000	1	0	1	0.3	3	0	0	1	0	1	2	0.5		
4	THOMPSON, Ella Grace	23-0	110:37	4.8	3-11	.273	0-1	.000	1-4	.250	2	9	11	0.5	7	0	11	9	1	4	7	0.3		
Team											53	61	114					17						
Total		27	5450		654-1582	.413	122-366	.333	473-602	.786	363	732	1095	40.6	372	12	315	286	80	133	1903	70.5		
Opponents		27	5458		626-1576	.397	115-449	.256	259-348	.744	241	593	834	30.9	474	10	279	277	87	147	1626	60.2		

Team Statistics

	HARD	OPP
Scoring	1903	1626
Points per game	70.5	60.2
Scoring margin	+10.3	-
Field goals-att	654-1582	626-1576
Field goal pct	.413	.397
3 point fg-att	122-366	115-449
3-point FG pct	.333	.256
3-pt FG made per game	4.5	4.3
Free throws-att	473-602	259-348
Free throw pct	.786	.744
F-Throws made per game	17.5	9.6
Rebounds	1095	834
Rebounds per game	40.6	30.9
Rebounding margin	+9.7	-
Assists	315	279
Assists per game	11.7	10.3
Turnovers	286	277
Turnovers per game	10.6	10.3
Turnover margin	-0.3	-
Assist/turnover ratio	1.1	1.0
Steals	133	147
Steals per game	4.9	5.4
Blocks	80	87
Blocks per game	3.0	3.2
Winning streak	4	-
Home win streak	4	-
Attendance	5282	5562
Home games-Avg/Game	12-440	14-397
Neutral site-Avg/Game	-	1-207

Team Results

Date	Opponent		Score	Att.
11/02/2024	vs Adams St.	W	75-69	207
11/03/2024	at West Tex. A&M	L	81-89	962
11/12/2024	at Cameron	W	78-48	0
11/21/2024	Central Okla.	W	84-56	2000
11/26/2024	at Delta St.	L	60-64	173
12/05/2024	at Southwestern Okla.	W	60-50	276
12/07/2024	at Northwestern Okla.	W	59-47	717
12/12/2024	Ark.-Monticello	W	84-61	300
12/14/2024	at Henderson St.	Wot	94-88	175
12/16/2024	Faulkner	W	82-29	150
12/19/2024	Ouachita Baptist	W	72-51	348
01/04/2025	at Southern Ark.	W	79-68	198
01/09/2025	Southern Nazarene	W	67-63	200
01/11/2025	Okla. Baptist	W	73-62	250
01/16/2025	at Southeastern Okla.	L	49-62	552
01/18/2025	at East Central	Wot	69-66	411
01/23/2025	Arkansas Tech	W	61-48	300
01/25/2025	at Ouachita Baptist	W	74-54	391
01/30/2025	Northwestern Okla.	L	61-63	300
02/01/2025	Southwestern Okla.	W	59-56	300
02/06/2025	at Okla. Baptist	W	71-67	774
02/08/2025	at Southern Nazarene	L	62-68	396
02/13/2025	at Arkansas Tech	L	59-65	327
02/15/2025	Southern Ark.	W	73-55	418
02/21/2025	East Central	W	60-56	360
02/23/2025	Southeastern Okla.	W	68-46	356
02/27/2025	at Ark.-Monticello	W	89-75	210

HENDERSON SEASON HIGHS (TEAM)



2024-25 Henderson St. Women's Basketball Team High/Low Analysis All games

Page 1/4
as of Feb 28, 2025

Henderson St. - Game Highs

POINTS	88		Harding (12/14/2024)
	83		Southwestern Okla. (01/09/2025)
	83		at Arkansas Tech (12/12/2024)
	83		Delta St. (11/13/2024)
	75		at Southern Ark. (01/25/2025)
FIELD GOALS MADE	31		Harding (12/14/2024)
	30		at Arkansas Tech (12/12/2024)
FIELD GOAL ATTEMPTS	72		at Arkansas Tech (12/12/2024)
	71		Harding (12/14/2024)
	71		Rogers St. (11/30/2024)
FIELD GOAL PERCENTAGE	.500	(28-56)	Southwestern Okla. (01/09/2025)
	.468	(29-62)	Delta St. (11/13/2024)
3 PT FG MADE	12		at East Central (12/07/2024)
	11		at Southern Ark. (01/25/2025)
	11		Southern Ark. (12/19/2024)
3 PT FG ATTEMPTS	32		Southern Ark. (12/19/2024)
	30		at Ouachita Baptist (02/13/2025)
	30		at Central Mo. (11/08/2024)
3 PT FG PERCENTAGE	.588	(10-17)	Northwestern Okla. (01/11/2025)
	.476	(10-21)	Delta St. (11/13/2024)
FREE THROWS MADE	22		Northwestern Okla. (01/11/2025)
	21		Rogers St. (11/30/2024)
FREE THROW ATTEMPTS	30		Northwestern Okla. (01/11/2025)
	28		Rogers St. (11/30/2024)
FREE THROW PERCENTAGE	.900	(9-10)	at Southwestern Okla. (02/08/2025)
	.857	(12-14)	Arkansas Tech (02/27/2025)
	.857	(6-7)	at Central Mo. (11/08/2024)
REBOUNDS	47		at Arkansas Tech (12/12/2024)
	46		Rogers St. (11/30/2024)
ASSISTS	14		at East Central (12/07/2024)
	13		at Southern Ark. (01/25/2025)
STEALS	12		East Central (01/30/2025)
	11		Delta St. (11/13/2024)
BLOCKED SHOTS	7		Northwestern Okla. (01/11/2025)
	7		Harding (12/14/2024)
TURNOVERS	25		at Northwestern Okla. (02/06/2025)
	22		at Southeastern Okla. (12/05/2024)
FOULS	25		Rogers St. (11/30/2024)
	24		at Northeastern St. (11/20/2024)

OPPONENT SEASON HIGHS (TEAM)



2024-25 Harding Women's Basketball Team High/Low Analysis All games

Page 1/4
as of Feb 28, 2025

Harding - Game Highs

POINTS	94		at Henderson St. (12/14/2024)
	89		at Ark.-Monticello (02/27/2025)
	84		Ark.-Monticello (12/12/2024)
	84		Central Okla. (11/21/2024)
	82		Faulkner (12/16/2024)
FIELD GOALS MADE	31		at Ark.-Monticello (02/27/2025)
	31		Central Okla. (11/21/2024)
FIELD GOAL ATTEMPTS	72		Faulkner (12/16/2024)
	68		at Arkansas Tech (02/13/2025)
	68		Central Okla. (11/21/2024)
	68		at West Tex. A&M (11/03/2024)
FIELD GOAL PERCENTAGE	.537	(29-54)	at Southern Ark. (01/04/2025)
	.534	(31-58)	at Ark.-Monticello (02/27/2025)
3 PT FG MADE	11		at Ark.-Monticello (02/27/2025)
	8		Faulkner (12/16/2024)
3 PT FG ATTEMPTS	28		Faulkner (12/16/2024)
	22		Southern Ark. (02/15/2025)
3 PT FG PERCENTAGE	.733	(11-15)	at Ark.-Monticello (02/27/2025)
	.455	(5-11)	Southeastern Okla. (02/23/2025)
	.455	(5-11)	at Southern Ark. (01/04/2025)
FREE THROWS MADE	32		at Henderson St. (12/14/2024)
	25		at East Central (01/18/2025)
	25		vs Adams St. (N) (11/02/2024)
FREE THROW ATTEMPTS	37		at East Central (01/18/2025)
	34		at Henderson St. (12/14/2024)
FREE THROW PERCENTAGE	.947	(18-19)	Southwestern Okla. (02/01/2025)
	.941	(32-34)	at Henderson St. (12/14/2024)
REBOUNDS	54		at Southwestern Okla. (12/05/2024)
	50		Central Okla. (11/21/2024)
ASSISTS	24		at Ark.-Monticello (02/27/2025)
	19		Faulkner (12/16/2024)
STEALS	11		at Northwestern Okla. (12/07/2024)
	10		Faulkner (12/16/2024)
BLOCKED SHOTS	8		East Central (02/21/2025)
	7		Arkansas Tech (01/23/2025)
	7		at East Central (01/18/2025)
TURNOVERS	20		vs Adams St. (N) (11/02/2024)
	17		Southeastern Okla. (02/23/2025)
FOULS	22		at Southern Nazarene (02/08/2025)
	22		at Cameron (11/12/2024)

HENDERSON SEASON HIGHS (INDIVIDUAL)



2024-25 Henderson St. Women's Basketball Player Highs Analysis All games

Page 1/4
as of Feb 28, 2025

Henderson St. - Individual Game Highs

POINTS	32		Natalie Cardenas vs Harding (12/14/2024)
	30		Jadah Pickens vs Delta St. (11/13/2024)
	29		Natalie Cardenas vs East Central (01/30/2025)
	27		Brynlee Huggins at Ark.-Monticello (01/04/2025)
	27		Natalie Cardenas at Arkansas Tech (12/12/2024)
FIELD GOALS MADE	12		Jadah Pickens vs Delta St. (11/13/2024)
	10		Brynlee Huggins at Ark.-Monticello (01/04/2025)
FIELD GOAL ATTEMPTS	21		Brynlee Huggins vs Okla. Baptist (02/21/2025)
	21		Jadah Pickens at Mississippi Col. (11/26/2024)
FIELD GOAL PERCENTAGE (min 5 made)	.667	(6-9)	Sam Basson at Southern Ark. (01/25/2025)
	.625	(5-8)	Michaela Mayfield vs Southern Nazarene (02/23/2025)
	.625	(5-8)	Sam Basson vs East Central (01/30/2025)
3 PT FG MADE	6		Brynlee Huggins at Southern Ark. (01/25/2025)
	5		Brynlee Huggins vs Southern Nazarene (02/23/2025)
	5		Klowie Pike vs Northwestern Okla. (01/11/2025)
	5		Brynlee Huggins at Ark.-Monticello (01/04/2025)
	5		Brynlee Huggins vs Southern Ark. (12/19/2024)
	5		Brynlee Huggins vs Delta St. (11/13/2024)
3 PT FG ATTEMPTS	14		Brynlee Huggins at Southern Ark. (01/25/2025)
	13		Brynlee Huggins vs Southern Ark. (12/19/2024)
	13		Brynlee Huggins at Central Mo. (11/08/2024)
3 PT FG PERCENTAGE (min 2 made)	1.000	(5-5)	Klowie Pike vs Northwestern Okla. (01/11/2025)
	1.000	(3-3)	Michaela Mayfield vs Southern Nazarene (02/23/2025)
	1.000	(2-2)	Riley Samples vs Ouachita Baptist (01/23/2025)
	1.000	(2-2)	Sam Basson vs Southwestern Okla. (01/09/2025)
	1.000	(2-2)	Jadah Pickens vs Delta St. (11/13/2024)
FREE THROWS MADE	10		Natalie Cardenas vs Northwestern Okla. (01/11/2025)
	10		Natalie Cardenas vs Harding (12/14/2024)
FREE THROW ATTEMPTS	12		Natalie Cardenas vs Northwestern Okla. (01/11/2025)
	12		Natalie Cardenas vs Harding (12/14/2024)
FREE THROW PERCENTAGE (min 3 made)	1.000	(7-7)	Natalie Cardenas vs Arkansas Tech (02/27/2025)
	1.000	(5-5)	Natalie Cardenas at Southwestern Okla. (02/08/2025)
	1.000	(4-4)	Bobbi Bazzle vs East Central (01/30/2025)
	1.000	(4-4)	Marlee Raby vs Ouachita Baptist (01/23/2025)
	1.000	(4-4)	Michaela Mayfield at Okla. Baptist (01/18/2025)
	1.000	(4-4)	Brynlee Huggins at Southern Nazarene (01/16/2025)
	1.000	(4-4)	Natalie Cardenas vs Rogers St. (11/30/2024)
	1.000	(3-3)	Riley Samples at Ouachita Baptist (02/13/2025)
	1.000	(3-3)	Brynlee Huggins at Northwestern Okla. (02/06/2025)
	1.000	(3-3)	Marlee Raby vs Harding (12/14/2024)
	1.000	(3-3)	Brynlee Huggins at East Central (12/07/2024)
	1.000	(3-3)	Bobbi Bazzle vs Rogers St. (11/30/2024)
	1.000	(3-3)	Brynlee Huggins vs Delta St. (11/13/2024)
REBOUNDS	16		Makenna Winans vs Ark.-Monticello (02/15/2025)
	14		Makenna Winans vs Arkansas Tech (02/27/2025)
	14		Bobbi Bazzle vs Southeastern Okla. (02/01/2025)
ASSISTS	7		Sam Basson at Ark.-Monticello (01/04/2025)
	6		Sam Basson at East Central (12/07/2024)
STEALS	7		Klowie Pike at Mississippi Col. (11/26/2024)
	4		Klowie Pike vs Ouachita Baptist (01/23/2025)
	4		Brynlee Huggins at Ark.-Monticello (01/04/2025)
	4		Sam Basson vs Delta St. (11/13/2024)
BLOCKED SHOTS	4		Bobbi Bazzle vs Harding (12/14/2024)
	4		Makenna Winans vs Rogers St. (11/30/2024)

OPPONENT SEASON HIGHS (INDIVIDUAL)



2024-25 Harding Women's Basketball Player Highs Analysis All games

Page 1/4
as of Feb 28, 2025

Harding - Individual Game Highs

POINTS	35		Sage Hawley at West Tex. A&M (11/03/2024)
	34		Sage Hawley at Southern Ark. (01/04/2025)
	31		Sage Hawley at Henderson St. (12/14/2024)
	30		Sage Hawley vs Adams St. (N) (11/02/2024)
	28		Sage Hawley at Okla. Baptist (02/06/2025)
FIELD GOALS MADE	16		Sage Hawley at Southern Ark. (01/04/2025)
	14		Sage Hawley at West Tex. A&M (11/03/2024)
FIELD GOAL ATTEMPTS	23		Sage Hawley at Southern Ark. (01/04/2025)
	23		Sage Hawley at West Tex. A&M (11/03/2024)
FIELD GOAL PERCENTAGE (min 5 made)	1.000	(6-6)	Rory Geer vs Southern Nazarene (01/09/2025)
	.833	(5-6)	Rory Geer vs Okla. Baptist (01/11/2025)
3 PT FG MADE	4		Maddi Holt at Ark.-Monticello (02/27/2025)
	3		Rory Geer at Ark.-Monticello (02/27/2025)
	3		Josie Williams at Ark.-Monticello (02/27/2025)
	3		Jaiden Thomas vs Southeastern Okla. (02/23/2025)
	3		Josie Williams vs Southern Ark. (02/15/2025)
	3		Josie Williams at Arkansas Tech (02/13/2025)
	3		Josie Williams at Okla. Baptist (02/06/2025)
	3		Maddi Holt at Ouachita Baptist (01/25/2025)
	3		Maddi Holt at East Central (01/18/2025)
	3		Maddi Holt at Southern Ark. (01/04/2025)
3 PT FG ATTEMPTS	7		Josie Williams vs Northwestern Okla. (01/30/2025)
	7		Maddi Holt vs Arkansas Tech (01/23/2025)
	7		Maddi Holt at East Central (01/18/2025)
	7		Josie Williams at West Tex. A&M (11/03/2024)
3 PT FG PERCENTAGE (min 2 made)	1.000	(3-3)	Rory Geer at Ark.-Monticello (02/27/2025)
	1.000	(2-2)	Josie Williams vs East Central (02/21/2025)
	1.000	(2-2)	Maddi Holt at Southern Nazarene (02/08/2025)
	1.000	(2-2)	Sage Hawley at Henderson St. (12/14/2024)
FREE THROWS MADE	11		Aubrey Isbell at Southern Nazarene (02/08/2025)
	10		Aubrey Isbell vs Southeastern Okla. (02/23/2025)
	10		Aubrey Isbell vs Southern Ark. (02/15/2025)
	10		Sage Hawley at Okla. Baptist (02/06/2025)
	10		Aubrey Isbell at Henderson St. (12/14/2024)
FREE THROW ATTEMPTS	14		Aubrey Isbell at Southern Nazarene (02/08/2025)
	12		Rory Geer at East Central (01/18/2025)