



## GAME NOTES 2025

HSU SID: Chase Hartsell | Phone: 870-230-5175 | Email: hartsellc@hsu.edu  
@REDDIESWBB | HSUSPORTS.COM | #NoMereBeast

NO MERE BEAST HAS EVER SYMBOLIZED THE WEARER OF THE "H"

## 2024-25 SCHEDULE

Nov. 8   at Central Missouri	L, 76-49
Nov. 9   Missouri Southern (Warrensburg, Mo.)	L, 75-47
<b>Nov. 13   Delta State</b>	<b>W, 83-73</b>
Nov. 20   at Northeastern State	L, 61-70
Nov. 26   at Mississippi College	W, 53-50
<b>Nov. 30   Rogers State</b>	<b>L, 73-68 OT</b>
Dec. 5   at Southeastern Oklahoma State	L, 59-46
Dec. 7   at East Central	L, 66-61
Dec. 12   at Arkansas Tech	W, 83-70
<b>Dec. 14   Harding</b>	<b>L 94-88 OT</b>
<b>Dec. 19   Southern Arkansas</b>	<b>W, 70-67</b>
Jan. 4   at Arkansas-Monticello	W, 70-51
<b>Jan. 9   Southwestern Oklahoma State</b>	<b>L, 89-83</b>
<b>Jan. 11   Northwestern Oklahoma State</b>	<b>1:00 p.m.</b>
Jan. 16   at Southern Nazarene	5:30 p.m.
Jan. 18   at Oklahoma Baptist	1:00 p.m.
<b>Jan. 23   Ouachita Baptist</b>	<b>5:30 p.m.</b>
Jan. 25   at Southern Arkansas	1:00 p.m.
<b>Jan. 30   East Central</b>	<b>5:30 p.m.</b>
<b>Feb. 1   Southeastern Oklahoma State</b>	<b>1:00 p.m.</b>
Feb. 6   Northwestern Oklahoma State	5:30 p.m.
Feb. 8   at Southwestern Oklahoma State	1:00 p.m.
Feb. 13   at Ouachita Baptist	5:30 p.m.
<b>Feb. 15   Arkansas-Monticello</b>	<b>1:00 p.m.</b>
<b>Feb. 20   Oklahoma Baptist</b>	<b>1:00 p.m.</b>
<b>Feb. 22   Southern Nazarene</b>	<b>1:00 p.m.</b>
<b>Feb. 27   Arkansas Tech</b>	<b>5:30 p.m.</b>
Mar. 1   at Harding	5:30 p.m.

## TALE OF THE TAPE

### HENDERSON STATE REDDIES

Coach: Jill Thomas, 12th season  
Ranking: NR  
2024 Record: 5-8 (3-4 GAC)  
Record Last Season: 20-12 (13-9 GAC)

Leading Scorer: Brynlee Huggins (16.8 ppg)  
Leading Rebounder: Makenna Winans (8.1 rpg)  
Leader in Assists: Sam Basson (2.7 apg)  
Last Game: ..... 89-83, L (vs. SWOSU)  
Streak vs. NWOSU ..... L3

### NORTHWESTERN OKLA. ST. RANGERS

Coach: Tasha Diesselhorst, 9th season  
Ranking: NR  
2024 Record: 6-7 (3-4 GAC)  
Record Last Season: 24-7 (16-6 GAC)

Leading Scorer: Payton Jones (14.7 ppg)  
Leading Rebounder: Kira Bass (6.2 rpg)  
Leader in Assists: Kennedy Hight (3.7 apg)  
Last Game: ..... 65-62, L (at OBU)

## GAME 14



### HENDERSON STATE REDDIES VS. NORTHWESTERN OKLA. ST.

DUKE WELLS CENTER / ARKADELPHIA, ARK.  
SATURDAY, JAN. 11, 2024 / 1:00 P.M.



## PROJECTED STARTERS



**NATALIE CARDENAS**  
SO. | MESQUITE, TX  
GUARD



**SAM BASSON**  
SO. | ALLEN, TX  
GUARD



**BYRNLEE HUGGINS**  
JR. | PANGBURN, AR  
GUARD



**KLOWIE PIKE**  
SO. | SALT LAKE CITY, UT  
GUARD



**BOBBI BAZZLE**  
SR. | THE WOODLANDS, TX  
FORWARD

## REDDIES NOTES

Henderson State aims to split this weekend's results with a win over visiting Northwestern Oklahoma State. The Reddies are 8-2 against the Rangers at the Duke Wells Center in the Great American Conference era.

Brynlee Huggins posted her third straight game with 20 or more points in a 24-point effort versus SWOSU on Thursday. With an average of 16.8 points per game, the junior guard is one of the GAC's top three scorers. The Pangburn, Arkansas, native's 40 made threes lead the conference this season.

Natalie Cardenas (16 points), Marlee Raby (14 points), and Sam Basson (10 points) all reached double figures in HSU's loss to the Bulldogs. Cardenas paced the team with three steals.

After an 11-rebound effort against SWOSU, Makenna Winans has now posted more than 10 boards in three different games this season. She is fourth in the league with 8.1 rebounds per game.

Since the start of conference play, Henderson is averaging 71.6 points per game: good for second in the GAC (trailing only 7-0 Harding).

## SCOUTING NWOSU

Northwestern Oklahoma State looks to win its fourth straight meeting with the Reddies. The Rangers' last loss to HSU was a 72-64 result at the Duke Wells Center on January 12, 2023.

Kira Bass led NWOSU with 15 points in a loss at Ouachita Baptist on Thursday. The junior is currently leading the team with 6.2 rebounds per game.

Leading scorer Payton Jones has posted double-digit points in all but one of the Rangers' 13 games thus far in 2024-25. Her average of 14.7 points per game is tied for the seventh-highest in the GAC entering Saturday's contest.

Since the start of conference play, Northwestern has allowed the fourth-fewest points per game of any team in the league (62 points per game).



## WOMEN'S BASKETBALL 2024-25 ROSTER

No.	Name	Pos.	Ht.	Cls.	Hometown
1	Ahmmiyah Caffey	F	6-0	R-Fr.	North Little Rock, Arkansas
3	Natalie Cardenas	G	5-8	So.	Mesquite, Texas
5	Sam Basson	G	5-7	So.	Allen, Texas
10	Riley Samples	G	5-9	Fr.	Austin, Texas
11	Brynlee Huggins	G	5-10	Jr.	Pangburn, Arkansas
12	Michaela Mayfield	G/F	5-9	Gr.	Gurdon, Arkansas
21	Marlee Raby	G	5-7	Fr.	Mount Vernon, Arkansas
22	Tristin Keller	G	5-8	Jr.	Mason, Texas
24	Klowie Pike	G	5-6	So.	Salt Lake City, Utah
25	Keeley Chaddick	G	5-5	Fr.	Conroe, Texas
30	Makenna Winans	F	6-1	So.	Morrilton, Arkansas
33	Bobbi Bazzle	F	6-0	Sr.	The Woodlands, Texas

### Coaching Staff

Jill Thomas	Head Coach (12th season)
Christina Harvey	Assistant Coach (4th season)
Cole Cocroft	Assistant Coach (2nd season)
Tori Gittens	Graduate Assistant (1st season)

### Pronunciations

#1	uh-MY-yuh CAF-ee
#3	car-DEEN-us
#5	buh-SAWN
#12	muh-KAY-luh
#21	RAY-bee
#24	CLO-ee
#30	WHY-nins

























#### AHMMIYAH CAFFEY

FRESHMAN - F - 6'0 - NORTH LITTLE ROCK, ARK.

	MIN	PTS	RBS	AST	FG%	3FG%	FT%
24-25	1.0	0.0	0.0	0.0	0.0	0.0	0.0
Career	1.0	0.0	0.0	0.0	0.0	0.0	0.0



# 1

	<div><div>NATALIE CARDENAS</div><div>SOPHOMORE - G - 5'8 - MESQUITE, TEXAS</div><table><tr><th></th><th>MIN</th><th>PTS</th><th>RBS</th><th>AST</th><th>FG%</th><th>3FG%</th><th>FT%</th></tr><tr><td>24-25</td><td>24.1</td><td>14.5</td><td>4.3</td><td>0.9</td><td>32.7</td><td>30.0</td><td>83.7</td></tr><tr><td>Career</td><td>26.7</td><td>12.9</td><td>3.7</td><td>2.0</td><td>31.3</td><td>28.8</td><td>77.0</td></tr></table></div>		MIN	PTS	RBS	AST	FG%	3FG%	FT%	24-25	24.1	14.5	4.3	0.9	32.7	30.0	83.7	Career	26.7	12.9	3.7	2.0	31.3	28.8	77.0		3
	MIN	PTS	RBS	AST	FG%	3FG%	FT%																				
24-25	24.1	14.5	4.3	0.9	32.7	30.0	83.7																				
Career	26.7	12.9	3.7	2.0	31.3	28.8	77.0																				
	<div><div>SAM BASSON</div><div>SOPHOMORE - G - 5'7 - ALLEN, TEXAS</div><table><tr><th></th><th>MIN</th><th>PTS</th><th>RBS</th><th>AST</th><th>FG%</th><th>3FG%</th><th>FT%</th></tr><tr><td>24-25</td><td>31.8</td><td>7.8</td><td>2.6</td><td>2.7</td><td>38.0</td><td>33.3</td><td>100.0</td></tr><tr><td>Career</td><td>17.7</td><td>5.0</td><td>1.7</td><td>1.6</td><td>39.7</td><td>36.6</td><td>94.7</td></tr></table></div>		MIN	PTS	RBS	AST	FG%	3FG%	FT%	24-25	31.8	7.8	2.6	2.7	38.0	33.3	100.0	Career	17.7	5.0	1.7	1.6	39.7	36.6	94.7		5
	MIN	PTS	RBS	AST	FG%	3FG%	FT%																				
24-25	31.8	7.8	2.6	2.7	38.0	33.3	100.0																				
Career	17.7	5.0	1.7	1.6	39.7	36.6	94.7																				
	<div><div>RILEY SAMPLES</div><div>FRESHMAN - G - 5'9 - AUSTIN, TEXAS</div><table><tr><th></th><th>MIN</th><th>PTS</th><th>RBS</th><th>AST</th><th>FG%</th><th>3FG%</th><th>FT%</th></tr><tr><td>24-25</td><td>10.7</td><td>4.0</td><td>1.7</td><td>0.0</td><td>33.3</td><td>28.6</td><td>100.0</td></tr><tr><td>Career</td><td>10.7</td><td>4.0</td><td>1.7</td><td>0.0</td><td>33.3</td><td>28.6</td><td>100.0</td></tr></table></div>		MIN	PTS	RBS	AST	FG%	3FG%	FT%	24-25	10.7	4.0	1.7	0.0	33.3	28.6	100.0	Career	10.7	4.0	1.7	0.0	33.3	28.6	100.0		10
	MIN	PTS	RBS	AST	FG%	3FG%	FT%																				
24-25	10.7	4.0	1.7	0.0	33.3	28.6	100.0																				
Career	10.7	4.0	1.7	0.0	33.3	28.6	100.0																				
	<div><div>BRYNLEE HUGGINS</div><div>JUNIOR - G - 5'10 - PANGBURN, ARK.</div><table><tr><th></th><th>MIN</th><th>PTS</th><th>RBS</th><th>AST</th><th>FG%</th><th>3FG%</th><th>FT%</th></tr><tr><td>24-25</td><td>34.8</td><td>16.8</td><td>3.4</td><td>1.4</td><td>38.6</td><td>35.1</td><td>66.7</td></tr><tr><td>Career</td><td>18.7</td><td>7.1</td><td>1.9</td><td>1.0</td><td>36.0</td><td>34.1</td><td>68.3</td></tr></table></div>		MIN	PTS	RBS	AST	FG%	3FG%	FT%	24-25	34.8	16.8	3.4	1.4	38.6	35.1	66.7	Career	18.7	7.1	1.9	1.0	36.0	34.1	68.3		11
	MIN	PTS	RBS	AST	FG%	3FG%	FT%																				
24-25	34.8	16.8	3.4	1.4	38.6	35.1	66.7																				
Career	18.7	7.1	1.9	1.0	36.0	34.1	68.3																				
	<div><div>MICHAELA MAYFIELD</div><div>GRADUATE STUDENT - G/F - 5'9 - GURDON, ARK.</div><table><tr><th></th><th>MIN</th><th>PTS</th><th>RBS</th><th>AST</th><th>FG%</th><th>3FG%</th><th>FT%</th></tr><tr><td>24-25</td><td>5.9</td><td>1.9</td><td>1.4</td><td>0.2</td><td>33.3</td><td>50.0</td><td>60.0</td></tr><tr><td>Career</td><td>5.9</td><td>1.9</td><td>1.4</td><td>0.2</td><td>33.3</td><td>50.0</td><td>60.0</td></tr></table></div>		MIN	PTS	RBS	AST	FG%	3FG%	FT%	24-25	5.9	1.9	1.4	0.2	33.3	50.0	60.0	Career	5.9	1.9	1.4	0.2	33.3	50.0	60.0		12
	MIN	PTS	RBS	AST	FG%	3FG%	FT%																				
24-25	5.9	1.9	1.4	0.2	33.3	50.0	60.0																				
Career	5.9	1.9	1.4	0.2	33.3	50.0	60.0																				
	<div><div>MARLEE RABY</div><div>FRESHMAN - G - 5'7 - MOUNT VERNON, ARK.</div><table><tr><th></th><th>MIN</th><th>PTS</th><th>RBS</th><th>AST</th><th>FG%</th><th>3FG%</th><th>FT%</th></tr><tr><td>24-25</td><td>20.8</td><td>7.4</td><td>2.3</td><td>0.7</td><td>37.5</td><td>26.7</td><td>70.0</td></tr><tr><td>Career</td><td>20.8</td><td>7.4</td><td>2.3</td><td>0.7</td><td>37.5</td><td>26.7</td><td>70.0</td></tr></table></div>		MIN	PTS	RBS	AST	FG%	3FG%	FT%	24-25	20.8	7.4	2.3	0.7	37.5	26.7	70.0	Career	20.8	7.4	2.3	0.7	37.5	26.7	70.0		21
	MIN	PTS	RBS	AST	FG%	3FG%	FT%																				
24-25	20.8	7.4	2.3	0.7	37.5	26.7	70.0																				
Career	20.8	7.4	2.3	0.7	37.5	26.7	70.0																				
	<div><div>TRISTIN KELLER</div><div>JUNIOR - G - 5'8 - MASON, TEXAS</div><table><tr><th></th><th>MIN</th><th>PTS</th><th>RBS</th><th>AST</th><th>FG%</th><th>3FG%</th><th>FT%</th></tr><tr><td>24-25</td><td>19.3</td><td>2.6</td><td>3.3</td><td>1.1</td><td>30.8</td><td>25.0</td><td>50.0</td></tr><tr><td>Career</td><td>19.3</td><td>2.6</td><td>3.3</td><td>1.1</td><td>30.8</td><td>25.0</td><td>50.0</td></tr></table></div>		MIN	PTS	RBS	AST	FG%	3FG%	FT%	24-25	19.3	2.6	3.3	1.1	30.8	25.0	50.0	Career	19.3	2.6	3.3	1.1	30.8	25.0	50.0		22
	MIN	PTS	RBS	AST	FG%	3FG%	FT%																				
24-25	19.3	2.6	3.3	1.1	30.8	25.0	50.0																				
Career	19.3	2.6	3.3	1.1	30.8	25.0	50.0																				
	<div><div>KLOWIE PIKE</div><div>SOPHOMORE - G - 5'6 - SALT LAKE CITY, UTAH</div><table><tr><th></th><th>MIN</th><th>PTS</th><th>RBS</th><th>AST</th><th>FG%</th><th>3FG%</th><th>FT%</th></tr><tr><td>24-25</td><td>17.7</td><td>4.1</td><td>2.1</td><td>1.0</td><td>27.3</td><td>23.7</td><td>53.3</td></tr><tr><td>Career</td><td>17.7</td><td>4.1</td><td>2.1</td><td>1.0</td><td>27.3</td><td>23.7</td><td>53.3</td></tr></table></div>		MIN	PTS	RBS	AST	FG%	3FG%	FT%	24-25	17.7	4.1	2.1	1.0	27.3	23.7	53.3	Career	17.7	4.1	2.1	1.0	27.3	23.7	53.3		24
	MIN	PTS	RBS	AST	FG%	3FG%	FT%																				
24-25	17.7	4.1	2.1	1.0	27.3	23.7	53.3																				
Career	17.7	4.1	2.1	1.0	27.3	23.7	53.3																				
	<div><div>KEELEY CHADDICK</div><div>FRESHMAN - G - 5'5 - CONROE, TEXAS</div><table><tr><th></th><th>MIN</th><th>PTS</th><th>RBS</th><th>AST</th><th>FG%</th><th>3FG%</th><th>FT%</th></tr><tr><td>24-25</td><td>2.9</td><td>0.4</td><td>0.2</td><td>0.0</td><td>50.0</td><td>0.0</td><td>0.0</td></tr><tr><td>Career</td><td>2.9</td><td>0.4</td><td>0.2</td><td>0.0</td><td>50.0</td><td>0.0</td><td>0.0</td></tr></table></div>		MIN	PTS	RBS	AST	FG%	3FG%	FT%	24-25	2.9	0.4	0.2	0.0	50.0	0.0	0.0	Career	2.9	0.4	0.2	0.0	50.0	0.0	0.0		25
	MIN	PTS	RBS	AST	FG%	3FG%	FT%																				
24-25	2.9	0.4	0.2	0.0	50.0	0.0	0.0																				
Career	2.9	0.4	0.2	0.0	50.0	0.0	0.0																				
	<div><div>MAKENNA WINANS</div><div>GRADUATE STUDENT - F - 6'1 - PARKERSBURG, W.V.</div><table><tr><th></th><th>MIN</th><th>PTS</th><th>RBS</th><th>AST</th><th>FG%</th><th>3FG%</th><th>FT%</th></tr><tr><td>24-25</td><td>17.8</td><td>3.2</td><td>8.1</td><td>0.3</td><td>51.5</td><td>0.0</td><td>61.5</td></tr><tr><td>Career</td><td>15.7</td><td>3.1</td><td>6.6</td><td>0.3</td><td>49.5</td><td>33.3</td><td>68.9</td></tr></table></div>		MIN	PTS	RBS	AST	FG%	3FG%	FT%	24-25	17.8	3.2	8.1	0.3	51.5	0.0	61.5	Career	15.7	3.1	6.6	0.3	49.5	33.3	68.9		30
	MIN	PTS	RBS	AST	FG%	3FG%	FT%																				
24-25	17.8	3.2	8.1	0.3	51.5	0.0	61.5																				
Career	15.7	3.1	6.6	0.3	49.5	33.3	68.9																				
	<div><div>BOBBI BAZZLE</div><div>SENIOR - F - 6'0 - THE WOODLANDS, TEXAS</div><table><tr><th></th><th>MIN</th><th>PTS</th><th>RBS</th><th>AST</th><th>FG%</th><th>3FG%</th><th>FT%</th></tr><tr><td>24-25</td><td>22.4</td><td>4.3</td><td>7.0</td><td>0.2</td><td>50.0</td><td>0.0</td><td>58.3</td></tr><tr><td>Career</td><td>16.2</td><td>2.7</td><td>4.3</td><td>0.2</td><td>51.9</td><td>0.0</td><td>54.9</td></tr></table></div>		MIN	PTS	RBS	AST	FG%	3FG%	FT%	24-25	22.4	4.3	7.0	0.2	50.0	0.0	58.3	Career	16.2	2.7	4.3	0.2	51.9	0.0	54.9		33
	MIN	PTS	RBS	AST	FG%	3FG%	FT%																				
24-25	22.4	4.3	7.0	0.2	50.0	0.0	58.3																				
Career	16.2	2.7	4.3	0.2	51.9	0.0	54.9																				

## HSU FAST FACTS

Location:	Arkadelphia, AR
Founded:	1890
Enrollment:	2,061
Nickname:	Reddies
School Colors:	Red and Gray
Affiliation:	NCAA Division II
Conference:	Great American
Chancellor:	Dr. Trey Berry
Director of Athletics:	Seth Dutton
School Website:	www.hsu.edu
Athletics Website:	www.hsusports.com
MBB Twitter:	@ReddiesWBB
Athletics Twitter:	@ReddieAthletics
All-Time WBB Record:	687-656-3 (.509)
All-Time GAC Record:	142-124 (.534)
Conference Titles:	6
NAIA/NCAA Tournament Berths:	5
NAIA All-Americans:	2
NCAA All-Americans:	5



### YEAR BY YEAR RECORD

Season	Overall	GAC
2013-14	13-14	8-12
2014-15	10-17	8-12
2015-16	14-15	13-9
2016-17	8-20	8-14
2017-18	21-9	16-6
2018-19	18-11	13-9
2019-20	20-10	14-8
2020-21	7-6	7-5
2021-22	19-11	13-9
2022-23	17-12	14-8
2023-24	20-12	13-9
	<b>167-137</b>	<b>127-101</b>

### ALL-GAC SELECTIONS

Year	Player
2014	Aungelique Sledge (1st Team)
2015	Aungelique Sledge (1st Team)
2016	Dulincia Keener (1st Team)
2016	Victoria Stewart (HM)
2017	Pink Jones (HM)
2018	Pink Jones (1st Team)
2018	Haleigh Henson (2nd Team)
2019	Pink Jones (1st Team)
2019	Hailey Estes (HM)
2020	Hailey Estes (1st Team)
2020	Pink Jones (2nd Team)
2021	Maci Mains (1st Team)
2022	Ashley Farrar (2nd Team)
2022	Lani Snowden (HM)
2023	Ashley Farrar (1st Team)
2024	Ashley Farrar (1st Team)
2024	Tori Gittens (HM)

## GREAT AMERICAN CONFERENCE STANDINGS

TEAM	GAC			OVERALL		
	W	L	Pct.	W	L	Pct.
(RV) Harding	7	0	1.000	11	2	0.846
Oklahoma Baptist	6	1	0.857	10	3	0.769
Southeastern Oklahoma State	5	2	0.714	8	5	0.615
Southern Nazarene	5	2	0.714	8	5	0.615
Arkansas-Monticello	3	4	0.429	8	5	0.615
Southwestern Oklahoma State	3	4	0.429	7	6	0.538
<b>Northwestern Oklahoma State</b>	<b>3</b>	<b>4</b>	<b>0.429</b>	<b>6</b>	<b>7</b>	<b>0.462</b>
<b>Henderson State</b>	<b>3</b>	<b>4</b>	<b>0.429</b>	<b>5</b>	<b>8</b>	<b>0.385</b>
Quachita Baptist	2	5	0.286	6	5	0.545
Southern Arkansas	2	5	0.286	7	6	0.538
East Central	2	5	0.286	4	7	0.364
Arkansas Tech	1	6	0.143	3	8	0.273

## THE JILL THOMAS FILE

Jill Thomas enters her 12th season as head coach of the Henderson State women's basketball program in 2024-25. Thomas has won 167 career games at the helm of HSU women's basketball program and has a career record of 222-185 in 14 seasons as a head coach.

In her time at Henderson, Thomas has led the Reddies to the Great American Conference Tournament ten times, the league semifinals four times, coached 16 All-Conference selections and has had 24 players earn Academic All-GAC honors. Thomas has also been dominant against cross-street rival Ouachita Baptist and is 18-6 in her career against the Tigers.

In her 11th season, Thomas delivered her best season in Arkadelphia yet, leading the Reddies to the program's first ever GAC Championship and first NCAA Tournament appearance since 2006. The championship season yielded a two-year extension on her contract through the 2027 season.

The magical 2023-24 campaign saw Thomas become the school's all-time leader in wins with 167 in her career following the program's first 20-win season since 2019-20 and third consecutive 13-win conference season. Under Thomas, Henderson State is the only school in the Great American Conference to have won at least 13 league games in six of the last seven seasons.

In 2022-23, Thomas led Henderson to its sixth consecutive GAC Tournament appearance on the backs of a 14-8 conference record, tying the best finish in league play since 2017-18. During the season, Thomas reached 200 all-time wins as a head coach while being three shy of 150 victories at HSU at the start of the 2023-24 season.

During the COVID-19 complicated 2020-21 season and after losing several key starters, Thomas guided a young and inexperienced Reddies team to a 7-6 record and a second-place finish in the GAC Eastern Division. HSU earned a first-round bye at the GAC Tournament, defeated previously unbeaten and No. 14 Arkansas Tech, and ended the season by winning six of its final seven games.

The 2019-20 campaign was yet another strong season for Thomas' established program. The Reddies won 20 games, including 14 conference contests, finished 11-2 at home in the Duke Wells Center, and advanced to the GAC Semifinals for the second time in three seasons. Senior Hailey Estes earned All-GAC First Team recognition, while fellow senior Pink Jones garnered Second Team honors. Under Thomas' tutelage, Estes ended her career as HSU's all-time rebounding leader and Jones broke the school's career assist record.

In the 2018-19 season, Thomas again guided Henderson to the GAC Tournament with 18 wins and 13 conference victories. Junior Pink Jones earned her second-straight selection to the All-GAC First Team and Hailey Estes was an Honorable Mention All-GAC performer.

Thomas led the Reddies to a magnificent season in 2017-18, as Henderson won 21 games, defeated rival Ouachita Baptist three times and advanced to the GAC Tournament semifinals for the first time ever. Pink Jones was named First Team All-GAC, while Haleigh Henson was a Second Team All-GAC selection and also broke the GAC record for 3-pointers made in a career with 282.



# **THE JILL THOMAS FILE (CONTINUED)**

In 2016-17, the Reddie women's basketball program led the entire Henderson State athletic department with a team GPA of 3.49, and boasted 10 players who had a 3.0 or higher. On the court, freshman Pink Jones led the way for Henderson, earning honorable mention All-GAC honors, as well as GAC Freshman of the Year recognition.

During the 2015-16 season, Henderson finished with a 14-15 record overall and a 13-9 mark in GAC play, the first winning record in league play since the Reddies joined the league. The Reddies recorded its first win over Harding in Searcy since 2006 with a 66-62 upset of the Bisons. Henderson would go on to sweep the series against Harding. The Reddies also swept the series with in-town rival Ouachita Baptist.

The 2014-15 Reddies finished with a 10-17 record overall and an 8-12 record in Great American Conference play, good enough for a seventh-place finish in the league standings. During the course of the year, the Reddies recorded a 91-85 win over GAC Champion Harding ending the Bisons 11-game win streak as well as a pair of wins over Ouachita Baptist.

Thomas coached two-time Great American Conference Defender of the Year Angelique Sledge who was also an All-Region pick. Sledge also earned First-Team Academic All-American honors.

In her first season with the Lady Reddies, Thomas led Henderson State to a 13-14 record. The Lady Reddies had a 9-4 record at home, including winning eight straight home games to begin the season.

Prior to her arrival to Henderson, Thomas spent four seasons as head coach at Pfeiffer University in North Carolina from 2009 to 2013.

In 2013, Thomas was named the Conference Carolinas Coach of the Year after guiding the Lady Falcons to a 27-5 record and their first-ever NCAA Regional Tournament win.

During her four years at the Misenheimer, N.C. institution, Thomas compiled a 65-48 record with nine of her players earning all-conference honors, and seven conference players-of-the-week selections.

"The three things that I stress is work ethic, character, and team accountability," Thomas said. "Our student-athletes must lead by example and be good representatives of Henderson State University. I feel that it also very important for us to be visible throughout the community."

Thomas' teams have not only performed on the court, but in the classroom as well. More than a dozen of her players have been on the Pfeiffer's Presidential Honor Roll, seven players earned all-academic all-conference honors, and one of her players was named Capital One Academic All-American in back-to-back years.

Prior to her stint at Pfeiffer, Thomas was an assistant women's basketball coach at Dakota Wesleyan University where she also worked as a Resident Director and Intramural Coordinator. Thomas also spent a season as an assistant coach at Mitchell High School in Mitchell, S.D.

In addition to valuable coaching experience, Thomas played on the NJCAA Division I and NAIA Division II levels. While at Northwest College she set the school record for most points in one game. While serving as team captain at Black Hills State University, Thomas was selected as a Dakota Athletic Conference Player of the Week and earned a DAC All-Conference award.

Thomas is a 2004 graduate of Northwest College having obtained an associate degree with honors in physical education. She earned a bachelor's degree in Wellness Management with a minor in coaching in 2006 from Black Hills State University. Thomas acquired a master's degree in education from Dakota Wesleyan University in 2012 with an emphasis on curriculum and instruction.



# HENDERSON STATE STATS



## 2024-25 Henderson St. Women's Basketball Combined Team Statistics All games

Page 1/1  
as of Jan 10, 2025

### Game Records

Record	Overall	Home	Away	Neutral
ALL GAMES	5-8	2-3	3-4	0-1
CONFERENCE	3-4	1-2	2-2	0-0
NON-CONFERENCE	2-4	1-1	1-2	0-1

### Score by Periods

Team	1st	2nd	3rd	4th	OT	TOT
Henderson St.	213	197	231	208	13	862
Opponents	222	198	229	240	24	913

### Team Box Score

No.	Player				Total		3-Point		F-Throw		Rebounds											
		GP-GS	MIN	AVG	FG-FGA	FG%	3FG-3FGA	3FG%	FT-FTA	FT%	OFF	DEF	TOT	AVG	PF	DQ	A	TO	BLK	STL	PTS	AVG
11	HUGGINS, Brynlee	13-12	455:37	35.0	73-189	.386	40-114	.351	32-48	.667	7	37	44	3.4	31	1	18	26	4	15	218	16.8
2	PICKENS, Jadah	7-6	196:37	28.1	41-101	.406	7-16	.438	21-26	.808	5	26	31	4.4	14	0	8	17	3	8	110	15.7
3	CARDENAS, Natalie	8-2	191:55	24.0	34-104	.327	12-40	.300	36-43	.837	16	18	34	4.3	16	0	7	19	2	7	116	14.5
5	BASSON, Sam	13-11	410:49	31.6	38-100	.380	18-54	.333	8-8	1.000	3	31	34	2.6	26	0	35	32	0	15	102	7.8
21	RABY, Marlee	13-7	274:56	21.1	39-104	.375	4-15	.267	14-20	.700	10	20	30	2.3	23	0	9	25	5	6	96	7.4
33	BAZZLE, Bobbi	13-12	291:07	22.4	21-42	.500	0-0	.000	14-24	.583	41	50	91	7.0	30	1	3	14	13	6	56	4.3
24	PIKE, Klowie	13-4	228:05	17.5	18-66	.273	9-38	.237	8-15	.533	4	23	27	2.1	26	0	13	15	0	14	53	4.1
10	SAMPLES, Riley	3-0	31:53	10.6	4-12	.333	2-7	.286	2-2	1.000	2	3	5	1.7	1	0	0	2	1	0	12	4.0
30	WINANS, Makenna	13-1	229:25	17.6	17-33	.515	0-0	.000	8-13	.615	33	72	105	8.1	30	0	4	7	8	8	42	3.2
22	KELLER, Tristin	13-10	250:18	19.3	12-39	.308	2-8	.250	8-16	.500	11	32	43	3.3	21	0	14	22	2	6	34	2.6
12	MAYFIELD, Michaela	10-0	58:19	5.8	6-18	.333	4-8	.500	3-5	.600	5	9	14	1.4	7	0	2	3	1	2	19	1.9
25	CHADDICK, Keeley	9-0	27:49	3.1	2-4	.500	0-1	.000	0-0	.000	0	2	2	0.2	4	0	0	3	0	0	4	0.4
1	CAFFEY, Ahmmiyah	3-0	03:10	1.1	0-2	.000	0-0	.000	0-0	.000	0	0	0	0.0	0	0	0	0	0	0	0	0.0
Team											22	23	45					12				
Total		13	2650		305-814	.375	98-301	.326	154-220	.700	159	346	505	38.8	229	2	113	197	39	87	862	66.3
Opponents		13	2650		306-773	.396	58-182	.319	243-308	.789	148	376	524	40.3	205	2	132	177	49	102	913	70.2

### Team Statistics

	HSU	OPP
<b>Scoring</b>	<b>862</b>	<b>913</b>
Points per game	66.3	70.2
Scoring margin	-3.9	-
<b>Field goals-att</b>	<b>305-814</b>	<b>306-773</b>
Field goal pct	.375	.396
<b>3 point fg-att</b>	<b>98-301</b>	<b>58-182</b>
3-point FG pct	.326	.319
3-pt FG made per game	7.5	4.5
<b>Free throws-att</b>	<b>154-220</b>	<b>243-308</b>
Free throw pct	.700	.789
F-Throws made per game	11.8	18.7
<b>Rebounds</b>	<b>505</b>	<b>524</b>
Rebounds per game	38.8	40.3
Rebounding margin	-1.5	-
<b>Assists</b>	<b>113</b>	<b>132</b>
Assists per game	8.7	10.2
<b>Turnovers</b>	<b>197</b>	<b>177</b>
Turnovers per game	15.2	13.6
Turnover margin	-1.5	-
Assist/turnover ratio	0.6	0.7
<b>Steals</b>	<b>87</b>	<b>102</b>
Steals per game	6.7	7.8
<b>Blocks</b>	<b>39</b>	<b>49</b>
Blocks per game	3.0	3.8
<b>Winning streak</b>	<b>0</b>	<b>-</b>
Home win streak	0	-
<b>Attendance</b>	<b>991</b>	<b>4049</b>
Home games-Avg/Game	5-198	7-578
Neutral site-Avg/Game	-	1-0

### Team Results

Date	Opponent		Score	Att.
11/08/2024	at Central Mo.	L	49-76	2558
11/09/2024	vs Mo. Southern St.	L	47-75	0
11/13/2024	Delta St.	W	83-73	86
11/20/2024	at Northeastern St.	L	61-70	337
11/26/2024	at Mississippi Col.	W	53-50	127
11/30/2024	Rogers St.	Lot	68-73	175
12/05/2024	at Southeastern Okla.	L	46-59	379
12/07/2024	at East Central	L	61-66	208
12/12/2024	at Arkansas Tech	W	83-70	357
12/14/2024	Harding	Lot	88-94	175
12/19/2024	Southern Ark.	W	70-67	430
01/04/2025	at Ark.-Monticello	W	70-51	83
01/09/2025	Southwestern Okla.	L	83-89	125

# NORTHWESTERN OKLAHOMA STATE STATS



## 2024-25 Northwestern Okla. Women's Basketball Combined Team Statistics All games

Page 1/1  
as of Jan 10, 2025

### Game Records

Record	Overall	Home	Away	Neutral
ALL GAMES	6-7	6-2	0-5	0-0
CONFERENCE	3-4	3-1	0-3	0-0
NON-CONFERENCE	3-3	3-1	0-2	0-0

### Score by Periods

Team	1st	2nd	3rd	4th	OT	TOT
Northwestern Okla.	232	212	221	236	6	907
Opponents	177	171	241	237	15	841

### Team Box Score

No.	Player				Total		3-Point		F-Throw		Rebounds													
		GP-GS	MIN	AVG	FG-FGA	FG%	3FG-3FGA	3FG%	FT-FTA	FT%	OFF	DEF	TOT	AVG	PF	DQ	A	TO	BLK	STL	PTS	AVG		
11	JONES, Payton	13-13	435:46	33.5	63-153	.412	12-48	.250	53-65	.815	17	50	67	5.2	35	1	16	31	9	18	191	14.7		
3	HIGHT, Kennedy	12-12	354:40	29.6	52-149	.349	11-31	.355	35-47	.745	2	38	40	3.3	28	0	44	36	2	10	150	12.5		
21	BASS, Kira	13-13	310:44	23.9	64-129	.496	0-0	.000	9-18	.500	44	36	80	6.2	46	3	10	26	12	22	137	10.5		
1	CRAIG, Carly	13-13	441:26	34.0	41-106	.387	29-77	.377	10-11	.909	18	32	50	3.8	17	0	42	26	0	20	121	9.3		
10	THOMAS, Camille	13-13	330:32	25.4	33-83	.398	0-0	.000	28-34	.824	37	39	76	5.8	43	3	11	23	8	26	94	7.2		
20	JONES, Tegan	13-1	222:23	17.1	26-58	.448	15-26	.577	14-16	.875	7	6	13	1.0	14	0	5	13	1	11	81	6.2		
12	ADIGUN, Summya	11-0	202:24	18.4	14-46	.304	3-12	.250	14-19	.737	11	34	45	4.1	23	0	13	6	0	8	45	4.1		
34	SHIPP, Jaida	12-0	87:49	7.3	18-42	.429	0-0	.000	3-4	.750	15	15	30	2.5	10	0	4	5	2	4	39	3.3		
25	REECE, Jamesha	4-0	26:53	6.7	5-8	.625	0-0	.000	1-1	1.000	6	3	9	2.3	3	0	2	2	0	6	11	2.8		
4	HUSSEY, Keely	2-0	09:31	4.8	2-3	.667	0-0	.000	1-1	1.000	1	0	1	0.5	1	0	0	1	0	0	5	2.5		
14	SCHANBACHER, Carson	2-0	09:31	4.8	2-5	.400	0-1	.000	0-0	.000	2	0	2	1.0	0	0	0	0	0	0	4	2.0		
32	SCHMALTZ, Jailynn	6-0	49:01	8.2	0-8	.000	0-0	.000	7-8	.875	6	5	11	1.8	4	0	5	0	1	2	7	1.2		
13	LINDSEY, Chelsea	2-0	13:10	6.6	0-2	.000	0-2	.000	2-2	1.000	1	0	1	0.5	1	0	2	0	0	1	2	1.0		
0	MAHY, Lily	10-0	61:46	6.2	2-9	.222	2-8	.250	3-4	.750	2	1	3	0.3	3	0	5	0	1	3	9	0.9		
2	PORTER, Ella	6-0	16:14	2.7	2-4	.500	0-0	.000	1-3	.333	0	2	2	0.3	4	0	1	3	0	3	5	0.8		
23	PEHRSON, Isabella	10-0	53:11	5.3	2-17	.118	0-11	.000	2-2	1.000	2	4	6	0.6	1	0	0	1	3	5	6	0.6		
Team											21	23	44					13						
Total		13	2625		326-822	.397	72-216	.333	183-235	.779	192	288	480	36.9	233	7	160	186	39	139	907	69.8		
Opponents		13	2637		292-744	.392	103-308	.334	154-223	.691	178	321	499	38.4	230	2	180	265	49	77	841	64.7		

### Team Statistics

	NW	OPP
<b>Scoring</b>	<b>907</b>	<b>841</b>
Points per game	69.8	64.7
Scoring margin	+5.1	-
<b>Field goals-att</b>	<b>326-822</b>	<b>292-744</b>
Field goal pct	.397	.392
<b>3 point fg-att</b>	<b>72-216</b>	<b>103-308</b>
3-point FG pct	.333	.334
3-pt FG made per game	5.5	7.9
<b>Free throws-att</b>	<b>183-235</b>	<b>154-223</b>
Free throw pct	.779	.691
F-Throws made per game	14.1	11.8
<b>Rebounds</b>	<b>480</b>	<b>499</b>
Rebounds per game	36.9	38.4
Rebounding margin	-1.5	-
<b>Assists</b>	<b>160</b>	<b>180</b>
Assists per game	12.3	13.8
<b>Turnovers</b>	<b>186</b>	<b>265</b>
Turnovers per game	14.3	20.4
Turnover margin	+6.1	-
Assist/turnover ratio	0.9	0.7
<b>Steals</b>	<b>139</b>	<b>77</b>
Steals per game	10.7	5.9
<b>Blocks</b>	<b>39</b>	<b>49</b>
Blocks per game	3.0	3.8
<b>Winning streak</b>	<b>0</b>	<b>-</b>
Home win streak	2	-
<b>Attendance</b>	<b>4397</b>	<b>2626</b>
Home games-Avg/Game	8-550	5-525
Neutral site-Avg/Game	-	0-0

### Team Results

Date	Opponent		Score	Att.
11/08/2024	Winona St.	W	75-66	572
11/09/2024	Minn. Duluth	L	78-84	471
11/13/2024	Bethel (KS)	W	98-45	470
11/21/2024	at Pittsburg St.	L	72-88	1047
11/25/2024	at Cameron	L	78-82	200
11/30/2024	Friends	W	73-42	421
12/05/2024	Arkansas Tech	W	72-62	717
12/07/2024	Harding	L	47-59	717
12/12/2024	Southern Nazarene	W	55-50	518
12/16/2024	at Southeastern Okla.	Lot	68-77	648
12/19/2024	East Central	W	59-38	511
01/04/2025	at Okla. Baptist	L	70-83	603
01/09/2025	at Ouachita Baptist	L	62-65	128

# **HENDERSON SEASON HIGHS (TEAM)**



## 2024-25 Henderson St. Women's Basketball Team High/Low Analysis All games

Page 1/4  
as of Jan 10, 2025

### Henderson St. - Game Highs

<b>POINTS</b>	88		Harding (12/14/2024)
	83		Southwestern Okla. (01/09/2025)
	83		at Arkansas Tech (12/12/2024)
	83		Delta St. (11/13/2024)
	70		at Ark.-Monticello (01/04/2025)
	70		Southern Ark. (12/19/2024)
<b>FIELD GOALS MADE</b>	31		Harding (12/14/2024)
	30		at Arkansas Tech (12/12/2024)
<b>FIELD GOAL ATTEMPTS</b>	72		at Arkansas Tech (12/12/2024)
	71		Harding (12/14/2024)
	71		Rogers St. (11/30/2024)
<b>FIELD GOAL PERCENTAGE</b>	.500	(28-56)	Southwestern Okla. (01/09/2025)
	.468	(29-62)	Delta St. (11/13/2024)
<b>3 PT FG MADE</b>	12		at East Central (12/07/2024)
	11		Southern Ark. (12/19/2024)
<b>3 PT FG ATTEMPTS</b>	32		Southern Ark. (12/19/2024)
	30		at Central Mo. (11/08/2024)
<b>3 PT FG PERCENTAGE</b>	.476	(10-21)	Delta St. (11/13/2024)
	.455	(10-22)	Harding (12/14/2024)
<b>FREE THROWS MADE</b>	21		Rogers St. (11/30/2024)
	20		Southwestern Okla. (01/09/2025)
<b>FREE THROW ATTEMPTS</b>	28		Rogers St. (11/30/2024)
	26		Southwestern Okla. (01/09/2025)
	26		at Arkansas Tech (12/12/2024)
<b>FREE THROW PERCENTAGE</b>	.857	(6-7)	at Central Mo. (11/08/2024)
	.842	(16-19)	Harding (12/14/2024)
<b>REBOUNDS</b>	47		at Arkansas Tech (12/12/2024)
	46		Rogers St. (11/30/2024)
<b>ASSISTS</b>	14		at East Central (12/07/2024)
	12		Southern Ark. (12/19/2024)
	12		Delta St. (11/13/2024)
<b>STEALS</b>	11		Delta St. (11/13/2024)
	10		at Ark.-Monticello (01/04/2025)
	10		at Mississippi Col. (11/26/2024)
<b>BLOCKED SHOTS</b>	7		Harding (12/14/2024)
	4		at East Central (12/07/2024)
	4		Rogers St. (11/30/2024)
	4		at Mississippi Col. (11/26/2024)
	4		at Northeastern St. (11/20/2024)
<b>TURNOVERS</b>	22		at Southeastern Okla. (12/05/2024)
	20		at Ark.-Monticello (01/04/2025)
<b>FOULS</b>	25		Rogers St. (11/30/2024)
	24		at Northeastern St. (11/20/2024)



# **OPPONENT SEASON HIGHS (TEAM)**



## 2024-25 Northwestern Okla. Women's Basketball Team High/Low Analysis All games

Page 1/4  
as of Jan 10, 2025

### Northwestern Okla. - Game Highs

<b>POINTS</b>	98		Bethel (KS) (11/13/2024)
	78		at Cameron (11/25/2024)
	78		Minn. Duluth (11/09/2024)
	75		Winona St. (11/08/2024)
	73		Friends (11/30/2024)
<b>FIELD GOALS MADE</b>	37		Bethel (KS) (11/13/2024)
	31		at Cameron (11/25/2024)
	31		Winona St. (11/08/2024)
<b>FIELD GOAL ATTEMPTS</b>	88		Bethel (KS) (11/13/2024)
	76		Friends (11/30/2024)
<b>FIELD GOAL PERCENTAGE</b>	.484	(31-64)	Winona St. (11/08/2024)
	.477	(31-65)	at Cameron (11/25/2024)
<b>3 PT FG MADE</b>	9		at Ouachita Baptist (01/09/2025)
	9		Friends (11/30/2024)
<b>3 PT FG ATTEMPTS</b>	27		Friends (11/30/2024)
	24		at Ouachita Baptist (01/09/2025)
	24		Arkansas Tech (12/05/2024)
<b>3 PT FG PERCENTAGE</b>	.471	(8-17)	Minn. Duluth (11/09/2024)
	.444	(8-18)	East Central (12/19/2024)
<b>FREE THROWS MADE</b>	26		Minn. Duluth (11/09/2024)
	22		at Pittsburg St. (11/21/2024)
<b>FREE THROW ATTEMPTS</b>	33		Minn. Duluth (11/09/2024)
	30		at Pittsburg St. (11/21/2024)
<b>FREE THROW PERCENTAGE</b>	.929	(13-14)	at Southeastern Okla. (12/16/2024)
	.909	(20-22)	at Okla. Baptist (01/04/2025)
<b>REBOUNDS</b>	54		Bethel (KS) (11/13/2024)
	41		Arkansas Tech (12/05/2024)
	41		Friends (11/30/2024)
<b>ASSISTS</b>	20		at Cameron (11/25/2024)
	20		Bethel (KS) (11/13/2024)
<b>STEALS</b>	24		Bethel (KS) (11/13/2024)
	19		Friends (11/30/2024)
<b>BLOCKED SHOTS</b>	8		East Central (12/19/2024)
	7		Southern Nazarene (12/12/2024)
<b>TURNOVERS</b>	19		Southern Nazarene (12/12/2024)
	18		East Central (12/19/2024)
	18		at Southeastern Okla. (12/16/2024)
	18		Winona St. (11/08/2024)
<b>FOULS</b>	23		at Southeastern Okla. (12/16/2024)
	23		Minn. Duluth (11/09/2024)

# HENDERSON SEASON HIGHS (INDIVIDUAL)



## 2024-25 Henderson St. Women's Basketball Player Highs Analysis All games

Page 1/3  
as of Jan 10, 2025

### Henderson St. - Individual Game Highs

POINTS	32		Natalie Cardenas vs Harding (12/14/2024)
	30		Jadah Pickens vs Delta St. (11/13/2024)
	27		Brynlee Huggins at Ark.-Monticello (01/04/2025)
	27		Natalie Cardenas at Arkansas Tech (12/12/2024)
	24		Brynlee Huggins vs Southwestern Okla. (01/09/2025)
FIELD GOALS MADE	12		Jadah Pickens vs Delta St. (11/13/2024)
	10		Brynlee Huggins at Ark.-Monticello (01/04/2025)
FIELD GOAL ATTEMPTS	21		Jadah Pickens at Mississippi Col. (11/26/2024)
	20		Natalie Cardenas vs Harding (12/14/2024)
	20		Jadah Pickens vs Rogers St. (11/30/2024)
	20		Jadah Pickens vs Delta St. (11/13/2024)
FIELD GOAL PERCENTAGE (min 5 made)	.600	(12-20)	Jadah Pickens vs Delta St. (11/13/2024)
	.556	(10-18)	Brynlee Huggins at Ark.-Monticello (01/04/2025)
	.556	(5-9)	Marlee Raby vs Southwestern Okla. (01/09/2025)
	.556	(5-9)	Sam Basson at Northeastern St. (11/20/2024)
3 PT FG MADE	5		Brynlee Huggins at Ark.-Monticello (01/04/2025)
	5		Brynlee Huggins vs Southern Ark. (12/19/2024)
	5		Brynlee Huggins vs Delta St. (11/13/2024)
3 PT FG ATTEMPTS	13		Brynlee Huggins vs Southern Ark. (12/19/2024)
	13		Brynlee Huggins at Central Mo. (11/08/2024)
3 PT FG PERCENTAGE (min 2 made)	1.000	(2-2)	Sam Basson vs Southwestern Okla. (01/09/2025)
	1.000	(2-2)	Jadah Pickens vs Delta St. (11/13/2024)
FREE THROWS MADE	10		Natalie Cardenas vs Harding (12/14/2024)
	7		Jadah Pickens vs Rogers St. (11/30/2024)
	7		Brynlee Huggins at Northeastern St. (11/20/2024)
	7		Jadah Pickens vs Mo. Southern St. (N) (11/09/2024)
FREE THROW ATTEMPTS	12		Natalie Cardenas vs Harding (12/14/2024)
	9		Brynlee Huggins at Northeastern St. (11/20/2024)
FREE THROW PERCENTAGE (min 3 made)	1.000	(4-4)	Natalie Cardenas vs Rogers St. (11/30/2024)
	1.000	(3-3)	Marlee Raby vs Harding (12/14/2024)
	1.000	(3-3)	Brynlee Huggins at East Central (12/07/2024)
	1.000	(3-3)	Bobbi Bazzle vs Rogers St. (11/30/2024)
	1.000	(3-3)	Brynlee Huggins vs Delta St. (11/13/2024)
REBOUNDS	13		Makenna Winans at Southeastern Okla. (12/05/2024)
	12		Makenna Winans at Arkansas Tech (12/12/2024)
ASSISTS	7		Sam Basson at Ark.-Monticello (01/04/2025)
	6		Sam Basson at East Central (12/07/2024)
STEALS	7		Klowie Pike at Mississippi Col. (11/26/2024)
	4		Brynlee Huggins at Ark.-Monticello (01/04/2025)
	4		Sam Basson vs Delta St. (11/13/2024)
BLOCKED SHOTS	4		Bobbi Bazzle vs Harding (12/14/2024)
	4		Makenna Winans vs Rogers St. (11/30/2024)
TURNOVERS	6		Jadah Pickens at Central Mo. (11/08/2024)
	5		Sam Basson vs Southwestern Okla. (01/09/2025)
	5		Natalie Cardenas at Arkansas Tech (12/12/2024)
FOULS	5		Brynlee Huggins vs Rogers St. (11/30/2024)
	5		Bobbi Bazzle at Northeastern St. (11/20/2024)

# OPPONENT SEASON HIGHS (INDIVIDUAL)



## 2024-25 Northwestern Okla. Women's Basketball Player Highs Analysis All games

Page 1/2  
as of Jan 10, 2025

### Northwestern Okla. - Individual Game Highs

POINTS	30		Kennedy Hight at Okla. Baptist (01/04/2025)
	24		Payton Jones vs Minn. Duluth (11/09/2024)
	22		Kira Bass vs Harding (12/07/2024)
	20		Payton Jones vs East Central (12/19/2024)
	20		Payton Jones at Southeastern Okla. (12/16/2024)
	20		Kira Bass vs Winona St. (11/08/2024)
FIELD GOALS MADE	11		Kira Bass vs Harding (12/07/2024)
	10		Kira Bass vs Winona St. (11/08/2024)
FIELD GOAL ATTEMPTS	18		Kennedy Hight vs Harding (12/07/2024)
	17		Kira Bass vs Harding (12/07/2024)
FIELD GOAL PERCENTAGE (min 5 made)	.857	(6-7)	Kira Bass at Cameron (11/25/2024)
	.714	(10-14)	Kira Bass vs Winona St. (11/08/2024)
3 PT FG MADE	5		Carly Craig vs East Central (12/19/2024)
	4		Carly Craig at Ouachita Baptist (01/09/2025)
	4		Carly Craig vs Arkansas Tech (12/05/2024)
	4		Carly Craig vs Friends (11/30/2024)
	4		Tegan Jones vs Friends (11/30/2024)
3 PT FG ATTEMPTS	12		Carly Craig vs Arkansas Tech (12/05/2024)
	11		Carly Craig at Ouachita Baptist (01/09/2025)
3 PT FG PERCENTAGE (min 2 made)	1.000	(4-4)	Tegan Jones vs Friends (11/30/2024)
	1.000	(2-2)	Kennedy Hight at Ouachita Baptist (01/09/2025)
	1.000	(2-2)	Tegan Jones vs Arkansas Tech (12/05/2024)
FREE THROWS MADE	12		Payton Jones vs Minn. Duluth (11/09/2024)
	11		Kennedy Hight at Okla. Baptist (01/04/2025)
FREE THROW ATTEMPTS	12		Kennedy Hight at Okla. Baptist (01/04/2025)
	12		Payton Jones vs Minn. Duluth (11/09/2024)
FREE THROW PERCENTAGE (min 3 made)	1.000	(12-12)	Payton Jones vs Minn. Duluth (11/09/2024)
	1.000	(6-6)	Tegan Jones at Southeastern Okla. (12/16/2024)
	1.000	(6-6)	Kennedy Hight vs Southern Nazarene (12/12/2024)
	1.000	(6-6)	Carly Craig vs Arkansas Tech (12/05/2024)
	1.000	(5-5)	Camille Thomas at Cameron (11/25/2024)
	1.000	(4-4)	Payton Jones at Okla. Baptist (01/04/2025)
	1.000	(4-4)	Payton Jones at Southeastern Okla. (12/16/2024)
	1.000	(4-4)	Camille Thomas at Pittsburg St. (11/21/2024)
	1.000	(4-4)	Summya Adigun vs Bethel (KS) (11/13/2024)
	1.000	(3-3)	Camille Thomas vs Southern Nazarene (12/12/2024)
	1.000	(3-3)	Tegan Jones vs Southern Nazarene (12/12/2024)
REBOUNDS	11		Payton Jones vs East Central (12/19/2024)
	11		Camille Thomas at Southeastern Okla. (12/16/2024)
ASSISTS	9		Carly Craig at Cameron (11/25/2024)
	7		Kennedy Hight vs Bethel (KS) (11/13/2024)
STEALS	5		Camille Thomas vs Friends (11/30/2024)
	5		Kira Bass vs Minn. Duluth (11/09/2024)
BLOCKED SHOTS	4		Kira Bass at Ouachita Baptist (01/09/2025)
	4		Camille Thomas vs East Central (12/19/2024)
TURNOVERS	6		Kira Bass at Okla. Baptist (01/04/2025)
	6		Kennedy Hight vs Harding (12/07/2024)
FOULS	5		Camille Thomas at Okla. Baptist (01/04/2025)
	5		Kira Bass vs East Central (12/19/2024)
	5		Camille Thomas at Southeastern Okla. (12/16/2024)
	5		Kira Bass at Cameron (11/25/2024)
	5		Payton Jones at Pittsburg St. (11/21/2024)
	5		Camille Thomas vs Minn. Duluth (11/09/2024)
	5		Kira Bass vs Minn. Duluth (11/09/2024)