

SINGLE SEASON RECORDS

SINGLE SEASON SCORING LEADERS

Name	Year	G	PTS	AVG
1. Angela Brown	1990-91	29	650	22.4
2. Angela Brown	1991-92	28	597	21.3
3. Kathy Comeaux	1992-93	24	590	24.6
4. Saprina Reed	2003-04	36	587	16.3
5. Ashley Farrar	2022-23	29	560	19.3
6. Augelique Sledge	2014-15	27	543	20.1
7. Aesha Carter	2003-04	36	539	15.0
8. Aesha Carter	2004-05	35	535	15.3
9. Augelique Sledge	2013-14	27	530	19.6
10. Ashley Farrar	2021-22	30	526	17.5

SINGLE SEASON ASSISTS LEADERS

Name	Year	G	AST	AVG
1. Pink Jones	2019-20	29	146	5.0
2. Pink Jones	2018-19	29	132	4.5
3. Lena Womack	1990-91	30	127	4.2
4. Julie Anderson	2002-03	29	123	4.2
5. Angelique Baulding	2005-06	33	115	3.5
6. Pink Jones	2017-18	29	111	3.8
7. Shannon Thomey	1994-95	26	111	4.3
8. Julie Anderson	2003-04	36	109	3.0
9. Shannon Thomey	1991-92	28	108	4.0
10. Sonni Martin	2021-22	30	104	3.5

SINGLE SEASON STEALS LEADERS

Name	Year	G	ST	AVG
1. Saprina Reed	2004-05	35	133	3.8
2. Saprina Reed	2003-04	36	122	3.4
3. Julie Anderson	2004-05	35	92	2.6
4. Augelique Sledge	2013-14	27	86	3.2
5. Julie Anderson	2003-04	36	86	2.4
6. Shondra Bush	2005-06	32	85	2.7
7. Katie Williams	2007-08	27	79	2.9
8. Angelique Baulding	2005-06	33	78	2.4
9. Julie Anderson	2002-03	29	77	2.7
10. TaKeela Ball	2002-03	29	76	2.6

SINGLE SEASON REBOUNDING LEADERS

Name	Year	G	REB	AVG
1. Aesha Carter	2004-05	35	374	10.7
2. Aesha Carter	2003-04	36	367	10.2
3. Roquayyah Brown	1996-97	28	323	11.5
4. Marchelle Bonner	1994-95	26	321	12.3
5. Hailey Estes	2019-20	30	309	10.3
6. Angela Brown	1990-91	29	313	10.8
7. Angela Brown	1991-92	28	309	11.0
8. Destiny Smith	2012-13	27	308	11.4
9. Dulincia Keener	2015-16	29	273	9.4
10. Candy Hall	2007-08	27	270	10.0

SINGLE SEASON FG PERCENTAGE LEADERS

Name	Year	G	M-A	PCT
1. Karrington Whaley	2021-22	30	130-201	.647
2. Karrington Whaley	2017-18	24	33-51	.647
3. LaKristal Gordon	1998-99	16	55-86	.640
4. Kathy Comeaux	1992-93	24	242-381	.635
5. Karrington Whaley	2018-19	29	111-181	.613
6. Marchelle Bonner	1995-96	25	180-309	.583
7. Lee Ann Hall	1991-92	28	76-189	.580
8. Destiny Smith	2012-13	27	135-233	.579
9. Marchelle Bonner	1994-95	26	204-354	.576
10. Dianca McGhee	2002-03	29	131-228	.575

SINGLE SEASON BLOCK LEADERS

Name	Year	G	BLK	AVG
1. Aesha Carter	2004-05	35	56	1.6
2. Karrington Whaley	2021-22	30	53	1.8
3. Ashley Perry	2005-06	33	53	1.6
4. Aesha Carter	2003-04	36	51	1.4
5. Bree Bossier	2017-18	30	46	1.5
6. Karrington Whaley	2019-20	30	45	1.5
7. Karrington Whaley	2018-19	29	39	1.3
8. Kelli Tuttle	1994-95	26	37	1.4
9. Maggie Sauls	2003-04	36	36	1.0
10. Lee Ann Hall	1992-93	24	35	1.5

SINGLE SEASON 3-PT FG PERCENTAGE LEADERS

Name	Year	G	M-A	PCT
1. Tori Gittens	2023-24	32	64-126	.508
2. Jazmine Ellis	2010-11	26	37-78	.474
3. Julie Anderson	2004-05	35	23-51	.451
4. Lani Snowden	2021-22	30	67-150	.447
5. Lani Snowden	2019-20	30	67-151	.444
6. Lauren Hill	2006-07	28	48-110	.436
7. Regina Koonce	1999-00	26	53-122	.434
8. Katty Williams	2006-07	29	51-118	.432
9. Victoria Stewart	2014-15	27	26-61	.426
10. Christina Paradis	1996-97	21	59-142	.415

SINGLE SEASON FT PERCENTAGE LEADERS

Name	Year	M-A	PCT
1. Olivia Allen	2023-24	55-59	.932
2. Brittany Branum	2018-19	54-62	.871
3. Samantha Smith	2006-07	56-66	.848
4. Brittany Branum	2016-17	97-115	.843
5. Regina Koonce	1999-00	75-90	.833
6. Torrie Thompson	2016-17	53-64	.828
7. Ashley Farrar	2021-22	119-144	.826
8. Jonette Chandler	1989-90	70-85	.824
9. Heather Pate	1999-00	65-79	.823
10. Ashley Farrar	2022-23	149-181	.823



CAREER RECORDS

CAREER SCORING LEADERS (1000+ PTS)

Name	Years	G	PTS	AVG
1. Ashley Farrar	19-24	130	1880	14.4
2. Lena Womack	89-92	108	1647	15.2
3. Pink Jones	16-20	114	1606	14.1
4. Kathy Comeaux	92-96	74	1566	21.1
5. Hailey Estes	16-20	116	1430	12.3
6. Aungelique Sledge	11-15	103	1341	13.0
7. Haleigh Henson	14-18	110	1267	11.5
8. Angela Brown	90-92	58	1247	21.5
9. Dulincia Keener	12-16	108	1224	11.3
10. Jazmine Ellis	07-11	106	1150	10.8
11. Karrington Whaley	17-22	124	1134	9.1
12. Saprina Reed	03-05	71	1080	15.2
13. Aesha Carter	03-05	71	1074	15.1
14. Lani Snowden	17-22	132	1065	8.1

CAREER ASSISTS LEADERS

Name	Years	G	AST	AVG
1. Pink Jones	16-20	114	484	4.2
2. Julie Anderson	01-05	127	432	3.4
3. Shannon Thomey	91-95	103	346	3.3
4. Lanea Robertson	95-98	74	274	3.5
5. Lena Womack	89-92	108	274	2.5

CAREER STEALS LEADERS

Name	Years	G	STL	AVG
1. Julie Anderson	01-05	127	294	2.3
2. Saprina Reed	03-05	71	255	3.6
3. Lena Womack	89-92	108	231	2.1
4. Pink Jones	16-20	114	226	1.9
5. Aungelique Sledge	11-15	103	202	2.0
6. Hailey Estes	16-20	116	192	1.6
7. Shannon Thomey	91-95	103	161	1.5



Pink Jones finished her illustrious career at Henderson State as the school's all-time leader in assists, second all-time in points and fourth all-time in steals. Jones was a four-time All-GAC selection and a two-time First Team honoree as a sophomore and junior.

CAREER REBOUNDING LEADERS

Name	Years	G	REB	AVG
1. Hailey Estes	16-20	116	987	8.5
2. Karrington Whaley	17-22	124	838	6.8
3. Dulincia Keener	12-16	108	800	7.4
4. Aesha Carter	03-05	71	741	10.4
5. Kathy Comeaux	92-96	74	729	9.8
6. Rachel Keeton	99-03	108	691	6.4

CAREER BLOCKS LEADERS

Name	Years	G	BLK	AVG
1. Karrington Whaley	17-22	124	179	1.4
2. Aesha Carter	03-05	71	107	1.5
3. Lee Ann Hall	91-94	61	78	1.3
4. Bree Bossier	14-18	87	57	0.6
5. Dulincia Keener	12-16	108	49	0.4
6. Dianca McGhee	01-03	47	45	1.0
7. Cheree Freeman	10-12	53	45	0.8
8. Kelli Tuttle	94-95	26	37	1.4

CAREER 3-PT FIELD GOAL LEADERS

Name	Years	G	3-PTS	AVG
1. Haleigh Henson	14-18	110	293	2.6
2. Hailey Estes	16-20	116	288	2.4
3. Lani Snowden	17-22	132	220	1.7
4. Ashley Farrar	19-24	130	212	1.6
5. Linda Lyle	96-00	105	173	1.6
6. Aungelique Sledge	11-15	103	153	1.5
7. Regina Koonce	98-01	70	139	2.0
8. Christina Paradis	95-98	55	135	2.5



Haleigh Henson is the most prolific shooter in Henderson State women's basketball history. During her career, Henson made a program and Great American Conference record 293 3-pointers in 110 games played.



TEAM GAME RECORDS


CATEGORY	RECORD	WHEN	OPPONENT
Points Scored	132	12-19-02	Rhema College
Rebounds	76	11-30-00	AU-Puerto Rico
FG ATT.	108	11-17-97	Wiley College
FG made	60	12-19-02	Rhema College
FG PCT.	61% (47-77)	12-31-11	Panhandle St.
FT ATT.	47	2-20-10	Christian Bros.
FT made	36	2-20-10	Christian Bros.
	36	2-18-23	East Central
FT PCT.	100% (19-19)	2-3-00	Ouachita
3-pt. ATT.	39	1-17-19	Ouachita
3-pt. made	18	1-17-19	Ouachita
3-pt. PCT.	100%	12-8-94	Northeast Okla.
Assists	36	12-19-02	Rhema College
Blocks	11	11-27-04	LeMoyne-Owen
Steals	45	12-19-02	Rhema College
Margin of Victory	108 points	12-19-02	Rhema College
Points in a Half	75 points	12-19-02	Rhema College
Margin of Defeat	53 points	12-7-89	Arkansas Tech



Dulincia Keener holds the program record for points in a single game with 45, which she scored in an 82-64 win over Northwestern Oklahoma State on Jan. 9, 2016. Keener was 17-for-26 from the floor in the game and 10-of-12 at the free throw line. She hit just two 3-pointers all season and one of them came that day.

INDIVIDUAL GAME RECORDS

CATEGORY	RECORD HOLDER	RECORD	WHEN	OPPONENT
Points	Dulincia Keener	45	1-9-16	NW Oklahoma
Rebounds	Kathy Comeaux	24	2-4-93	Ozarks
	Roquayyah Brown	24	1-4-97	Southern Arkansas
FG ATT.	Krystal Beachum	29	2-20-14	SW Oklahoma
FG made	Dulincia Keener	17	1-9-16	NW Oklahoma
FG PCT.	Crystal Harrison	100% (11)	12-31-11	Okla. Panhandle
FT ATT.	Ashley Farrar	18	2-18-23	East Central
FT made	Ashley Farrar	16	2-18-23	East Central
FT PCT.	Lena Womack	100% (12)	12-8-90	John Brown
	Jazmine Ellis	100% (11)	2-21-08	UA-Monticello
3-pt. ATT.	Christina Paradis	17	2-29-96	Lincoln Memorial
3-pt. made	Jasmine Settles	9	3-5-15	Arkansas Tech
3-pt. PCT.	Aungelique Sledge	100% (7)	1-4-14	Southern Nazarene
Assists	Pink Jones	14	11-23-19	Arkansas Tech
Blocked shots	Karrington Whaley	8	2-24-18	Harding
Steals	Julie Anderson	12	12-19-02	Rhema College



Julie Anderson-Wing holds the school record for steals in a game with 12 against Rhema College on Dec. 19, 2002. Anderson-Wing is the program's all-time leader in steals with 294 in 127 career games played.

OVERTIME GAMES

2023-24	HSU 106, DSU 98 (2ot)	2013-14:	NW Oklahoma 70, HSU 63	2006-07:	HSU 83, Texas Woman's 81
	HSU 94, OUA 92 (2ot)		HSU 101, SW Oklahoma 92 (2ot)	2005-06:	HSU 71, Southern Arkansas 66
2022-23:	HSU 98, SAU 90		NW Oklahoma 99, HSU 97		HSU 77, Central Arkansas 73
	HSU 75, UAM 70	2012-13:	HSU 67, McMurry 62		HSU 73, West Georgia 70
2021-22:	HSU 94, OKBU 80		Harding 76, HSU 69	2004-05:	Ouachita Baptist 84, HSU 76
2020-21:	HU 98, HSU 92	2010-11:	UA-Monticello 82, HSU 78	2003-04:	HSU 60, Valdosta St. 49
2019-20:	SOSU 87, HSU 84		HSU 80, Harding 79		HSU 53, Delta State 52
	HSU 78, Southern Nazarene 74	2009-10:	Gannon 81, HSU 75 (2ot)	2002-03:	HSU 86, Southern Arkansas 83
	SWOSU 77, HSU 70		Arkansas Tech 90, HSU 86		Arkansas Tech 70, HSU 66
	Southern Nazarene 79, HSU 71	2007-08:	HSU 79, Harding 76	1999-00:	Central Arkansas 77, HSU 74
2017-18:	HSU 79, Southeastern Okla. 70		UA-Monticello 90, HSU 87	1998-99:	Barry 91, HSU 88
2016-17:	SW Baptist 94, HSU 88				



REDDIE RECORD HOLDERS

MOST POINTS SCORED

Career: Lena Womack (1989-93)	1647
Season: Angela Brown (1990-91)	650
Game: Dulincia Keener (Jan. 9, 2016) vs. Northwestern Oklahoma	45

MOST FIELD GOALS MADE

Career: Lena Womack (1989-93)	651
Season: Angela Brown (1990-91)	275
Game: Dulincia Keener (Jan. 9, 2016) vs. Northwestern Oklahoma	17

MOST FIELD GOALS ATTEMPTED

Career: Lena Womack (1989-93)	1405
Season: Saprina Reed (2003-04)	560
Game: Krystal Beachum (Feb. 20, 2014) vs. Southwestern Oklahoma	29

BEST FIELD GOAL PERCENTAGE

Career: Karrington Whaley (2017-22)	.591
Season: Karrington Whaley (2021-22)	.647
Game: Marchelle Bonner (Feb. 19, 1995) vs. West Alabama (11-for-11)	1.000

FREE THROWS MADE

Career: Aesha Carter (2003-05)	403
Season: Aesha Carter (2004-05)	203
Game: Ashley Farrar (Feb. 18, 2023) vs. East Central	16

FREE THROWS ATTEMPTED

Career: Pink Jones (2016-20)	541
Season: Aesha Carter (2004-05)	285
Game: Ashley Farrar (Feb. 8, 2023) vs. East Central	18

FREE THROW PERCENTAGE

Career: Maggie Sauls (2003-05)	.772
Season: Brittany Branum (2018-19)	.871
Game: Lena Womack (Dec. 8, 1990) vs. John Brown (12-for-12)	1.000
Lena Womack (Feb. 19, 1990) vs. Ouachita Baptist (10-for-10)	1.000
Shauna Randall (Feb. 21, 1991) vs. John Brown (10-for-10)	1.000

3-POINT GOALS MADE

Career: Haleigh Henson (2014-18)	293
Season: Aungelique Sledge (2013-14) Hailey Estes (2019-20)	82
Game: Jasmine Settles (Mar. 5, 2015) vs. Arkansas Tech	9

3-POINT GOALS ATTEMPTED

Career: Hailey Estes	904
Season: Hailey Estes (2016-17)	250
Game: Christina Paradis (Feb. 29, 1996) vs. Lincoln Memorial	17

3-POINT FIELD GOAL PERCENTAGE

Career: Julie Anderson (2001-05)	.410
Season: Jazmine Ellis (2010-11)	.474
Game: Aungelique Sledge (Jan. 4, 2014) vs. Southern Nazarene (7-for-7)	1.000

MOST REBOUNDS

Career: Hailey Estes (2016-20)	987
Season: Aesha Carter (2004-05)	374
Game: Kathy Comeaux (Feb. 4, 1993) vs. Ozarks	24
Roquayyah Brown (Jan. 4, 1997) vs. Southern Arkansas	24

HIGHEST REBOUND AVERAGE

Career: Marchelle Bonner (1994-96)	11.4
Season: Marchelle Bonner (1994-95)	12.3

MOST ASSISTS

Career: Pink Jones (2016-20)	484
Season: Pink Jones (2019-20)	146
Game: Pink Jones (Nov. 23, 2019) vs. Arkansas Tech	14

MOST STEALS

Career: Julie Anderson (2001-05)	294
Season: Saprina Reed (2004-05)	133
Game: Julie Anderson (Dec. 19, 2002) vs. Rhema College	12

MOST BLOCKS

Career: Karrington Whaley (2021-22)	179
Season: Aesha Carter (2004-05)	56
Game: Karrington Whaley (Feb. 24, 2018) vs. Harding	8



YEAR BY YEAR LEADERS (SINCE 1987)

SCORING LEADERS

Year	Player	Pts. - Avg.
2023-24	Ashley Farrar	502-15.7
2022-23	Ashley Farrar	560-19.3
2021-22	Ashley Farrar	526-17.5
2020-21	Maci Mains	200-15.4
2019-20	Hailey Estes	418-13.9
2018-19	Pink Jones	439-15.1
2017-18	Pink Jones	472-16.3
2016-17	Pink Jones	372-13.8
2015-16	Dulincia Keener	514-18.4
2014-15	Aungelique Sledge	543-20.1
2013-14	Aungelique Sledge	530-19.6
2012-13	Destiney Smith	390-14.4
2011-12	Cheree Freeman	366-13.6
2010-11	Jasmine Ellis	306-11.8
2009-10	Danyelle Harris	367-13.1
2008-09	Chanlee Bottoms	320-12.3
2007-08	Jasmine Ellis	317-12.2
2006-07	Shondra Bush	374-17.0
2005-06	Rayna Hare	482-14.6
2004-05	Aesha Carter	535-15.3
2003-04	Saprina Reed	587-16.3
2002-03	TaKeela Ball	411-14.2
2001-02	Mandy Hill	482-18.5
2000-01	Rachel Keeton	318-12.2
1999-00	Regina Koonce	386-14.8
1998-99	Schree Eackles	450-17.3
1997-98	Schree Eackles	356-13.7
1996-97	Roquayyah Brown	451-16.1
1995-96	Kathy Comeaux	475-19.0
1994-95	Kimberly Rolle	486-18.7
1993-94	Kathy Comeaux	500-20.0
1992-93	Kathy Comeaux	590-24.6
1991-92	Angela Brown	597-21.3
1990-91	Angela Brown	650-22.4
1989-90	Lena Womack	375-14.4
1988-89	Anita Harkins	370-16.1
1987-88	Ruth Smith	392-21.8

STEALS LEADERS

Year	Player	S-AVG
2023-24	Jadah Pickens	25-0.8
2022-23	Abbie Jiles	48-1.6
2021-22	Jadah Pickens	38-1.3
	Sonni Martin	38-1.3
2020-21	Jadah Pickens	15-1.1
	Gracie Raby	15-1.1
2019-20	Pink Jones	70-2.4
2018-19	Pink Jones	51-1.7
2017-18	Pink Jones	51-1.7
2016-17	Pink Jones	54-2.0
2015-16	Victoria Stewart	32-1.1
2014-15	Aungelique Sledge	59-2.2
2013-14	Aungelique Sledge	86-3.2
2012-13	Krystal Beachum	40-1.5
2011-12	Cheree Freeman	57-2.1
2010-11	Nyesha Adams	46-1.8
2009-10	Danyelle Harris	54-1.9
2008-09	Chanlee Bottoms	61-2.3
2007-08	Katie Williams	79-2.9
2006-07	Samantha Smith	68-2.3
2005-06	Shondra Bush	85-2.7
2004-05	Saprina Reed	133-3.8
2003-04	Saprina Reed	122-3.4
2002-03	Julie Anderson	77-2.7
2001-02	Julie Anderson	36-1.4
2000-01	Kenneshia Henderson	42-1.8
1999-00	Regina Koonce	45-1.7
1998-99	Regina Koonce	53-2.0
1997-98	Lanea Robertson	64-2.5
1996-97	Roquayyah Brown	42-1.5
1995-96	Kathy Comeaux	49-2.0
1994-95	Shannon Thomey	65-2.5
1993-94	Kathy Comeaux	46-1.8
1992-93	Lena Womack	51-2.1
1991-92	Lena Womack	72-2.6
1990-91	Lena Womack	62-2.1
1989-90	Lena Womack	46-1.8

ASSISTS LEADERS

Year	Player	Ast. - Avg.
2023-24	Ashley Farrar	57-1.8
2022-23	Sonni Martin	92-3.2
2021-22	Sonni Martin	104-3.5
2020-21	Maci Mains	58-4.4
2019-20	Pink Jones	146-5.0
2018-19	Pink Jones	132-4.5
2017-18	Pink Jones	111-3.8
2016-17	Pink Jones	95-3.5
2015-16	Victoria Stewart	76-2.7
2014-15	Augelique Sledge	64-2.4
2013-14	Taylor Washington	76-2.8
2012-13	Krystal Beachum	50-1.9
2011-12	Shillallie Jones	60-2.2
2010-11	Krissica Harper	66-2.8
2009-10	Nyesha Adams	69-2.4
2008-09	Chanlee Bottoms	67-2.6
2007-08	Katie Williams	75-2.8
2006-07	Samantha Smith	99-3.4
2005-06	Angelique Baulding	115-3.5
2004-05	Julie Anderson	96-2.7
2003-04	Julie Anderson	109-3.0
2002-03	Julie Anderson	123-4.2
2001-02	Julie Anderson	98-3.8
2000-01	Regina Koonce	50-2.8
1999-00	Regina Koonce	99-3.8
1998-99	Regina Koonce	89-3.4
1997-98	Lanea Robertson	95-3.7
1996-97	Lanea Robertson	93-3.3
1995-96	Lanea Robertson	86-3.4
1994-95	Shannon Thomey	111-4.3
1993-94	Felicia Cartwright	99-4.0
1992-93	Felicia Cartwright	84-4.4
1991-92	Shannon Thomey	108-4.0
1990-91	Lena Womack	127-4.2
1989-90	Jonette Chandler	63-2.4
1988-89	Annette Scogin	88-3.8
1987-88	Annette Scogin	82-3.6



Pink Jones led Henderson State in assists and steals in all four seasons of her illustrious career. She was the Reddies' scoring leader as well in every year but 2019-20. Jones, Lena Womack-Moore, Hailey Estes and Julie Anderson-Wing are the only players in program history to lead the team in a statistical category for every year of their career.

REBOUNDING LEADERS

Year	Player	Reb. - Avg.
2023-24	Makenna Winans	194-6.1
2022-23	Ashley Farrar	170-5.9
2021-22	Karrington Whaley	245-8.2
2020-21	Karrington Whaley	95-8.6
2019-20	Hailey Estes	309-10.3
2018-19	Hailey Estes	234-8.1
2017-18	Hailey Estes	232-8.0
2016-17	Hailey Estes	212-7.6
2015-16	Dulincia Keener	260-9.3
2014-15	Augelique Sledge	198-7.3
2013-14	Dulincia Keener	218-8.4
2012-13	Destiney Smith	308-11.4
2011-12	Destiney Smith	181-7.5
2010-11	Gianna Woods	160-6.2
2009-10	Asaiah Lowe	171-5.9
2008-09	Asaiah Lowe	161-6.2
2007-08	Candy Hall	270-10.0
2006-07	Sierra Dawson	189-6.5
2005-06	Rayna Hare	202-6.1
2004-05	Aesha Carter	374-10.7
2003-04	Aesha Carter	367-10.2
2002-03	Kayla Madewell	162-5.4
	Satoya Spates	162-5.4
2001-02	Rachel Keeton	168-6.5
2000-01	Rachel Keeton	231-8.9
1999-00	Rachel Keeton	180-6.9
1998-99	Mandy Hill	125-4.8
1997-98	Lakeshia Raffet	179-6.9
1996-97	Roquayyah Brown	323-11.5
1995-96	Marchelle Bonner	262-10.5
1994-95	Marchelle Bonner	321-12.3
1993-94	Kathy Comeaux	220-8.8
1992-93	Kathy Comeaux	251-10.5
1991-92	Angela Brown	309-11.0
1990-91	Angela Brown	313, 10.8
1989-90	Sauna Randall	210-7.8
1988-89	Anita Harkins	169-7.3
1987-88	Ruth Smith	186-10.3



Although she played guard for her entire career at Henderson State, Hailey Estes led the Reddies in rebounding for four-straight years. Estes was a First Team All-GAC selection as a senior and ended her time at HSU as the program's all-time leader in rebounds with 987 total boards in 116 games played -- an average of 8.5 per game for her career.



YEAR BY YEAR LEADERS (SINCE 1987)

3PT.-FG PERCENTAGE LEADERS

Year	Player	FG-FGA	PCT.
2023-24	Tori Gittens	64-126	.508
2022-23	Aahley Farrar	59-161	.366
2021-22	Lani Snowden	67-150	.447
2020-21	Sonni Martin	22-46	.478
2019-20	Lani Snowden	67-151	.444
2018-19	Blu Jones	59-151	.391
2017-18	Lani Snowden	27-71	.380
2016-17	Blu Jones	20-51	.392
2015-16	Haleigh Henson	72-204	.353
2014-15	Victoria Stewart	26-61	.426
2013-14	Aungelique Sledge	82-216	.380
2012-13	Sheay Longstaff	34-120	.283
2011-12	Sheay Longstaff	62-173	.358
2010-11	Jazmine Ellis	37-78	.474
2009-10	Danyelle Harris	63-156	.404
2008-09	Trenia Barbee	30-90	.333
2007-08	Chanlee Bottoms	64-175	.366
2006-07	Lauren Hill	48-110	.436
2005-06	Rayna Hare	33-87	.379
2004-05	Julie Anderson	23-51	.451
2003-04	Julie Anderson	17-50	.340
2002-03	Kayla Madewell	69-207	.333
2001-02	Mandy Hill	70-190	.368
2000-01	Regina Koonce	33-90	.367
1999-00	Regina Koonce	53-122	.434
1998-99	Regina Koonce	53-139	.381
1997-98	Linda Lyle	49-156	.314
1996-97	Christina Paradis	59-142	.415
1995-96	Christina Paradis	60-152	.395
1994-95	Felicia Cartwright	54-154	.351
1993-94	Bridgette Brown	52-143	.364
1992-93	Bridgette Brown	47-131	.359
1991-92	Helen Black	24-98	.245
1990-91	Bridgette Brown	29-90	.322
1989-90	Lolithia Hatchett	33-121	.273
1988-89	Morel Grant	64-162	.395
1987-88	Morel Grant	55-160	.344

FT PERCENTAGE LEADERS

Year	Player	FT-FTA	PCT.
2023-24	Olivia Allen	55-59	.932
2022-23	Jasmine Bailey	26-29	.897
2021-22	Ashley Farrar	119-144	.826
2020-21	Lani Snowden	30-34	.882
2019-20	Maci Mains	77-102	.755
2018-19	Brittany Branum	54-62	.871
2017-18	Hailey Estes	49-60	.817
2016-17	Brittany Branum	97-115	.843
2015-16	Brittany Branum	52-69	.754
2014-15	Jasmine Settles	39-51	.765
2013-14	Jasmine Settles	70-91	.769
2012-13	Destiny Smith	119-165	.721
2011-12	Cheree Freeman	65-82	.793
2010-11	Jazmine Ellis	83-117	.709
2009-10	Danyelle Harris	74-94	.787
2008-09	Chanlee Bottoms	82-101	.812
2007-08	Jazmine Ellis	78-100	.780
2006-07	Samantha Smith	56-66	.848
2005-06	Rayna Hare	89-113	.788
2004-05	Satoya Spates	45-61	.738
2003-04	Maggie Sauls	54-67	.806
2002-03	Rachel Keeton	64-81	.790
2001-02	Mandy Hill	66-90	.733
2000-01	Mandy Hill	69-92	.750
1999-00	Regina Koonce	75-90	.833
1998-99	Heather Pate	128-163	.785
1997-98	Schree Eackles	56-80	.700
1996-97	Felicia Hunter	79-109	.725
1995-96	Kathy Comeaux	103-174	.592
1994-95	Kimberly Rolle	105-135	.778
1993-94	Kimberly Rolle	41-54	.759
1992-93	Kathy Comeaux	106-140	.757
1991-92	Lena Womack	111-142	.782
1990-91	Lena Womack	104-137	.759
1989-90	Jonette Chandler	70-85	.824
1988-89	Anita Harkins	75-109	.688
1987-88	Anita Harkins	73-89	.820

FG PERCENTAGE LEADERS

Year	Player	FG-FGA	PCT.
2023-24	Bobbi Bazzle	38-73	.521
2022-23	Bobbi Bazzle	25-47	.532
2021-22	Karrington Whaley	130-201	.647
2020-21	Tamia Templeton	43-76	.566
2019-20	Karrington Whaley	159-284	.560
2018-19	Karrington Whaley	111-181	.613
2017-18	Karrington Whaley	33-51	.647
2016-17	Blu Jones	65-136	.478
2015-16	Dulincia Keener	189-389	.486
2014-15	Dulincia Keener	113-199	.568
2013-14	Dulincia Keener	80-150	.533
2012-13	Destiny Smith	135-233	.579
2011-12	Crystal Harrison	102-186	.548
2010-11	Gianna Woods	106-200	.530
2009-10	DeAndrea Thomas	41-84	.488
2008-09	Trenia Barbee	111-250	.444
2007-08	Candy Hall	97-207	.469
2006-07	Lauren Hill	90-202	.446
2005-06	Rayna Hare	180-344	.423
2004-05	Marquetia Thomas	128-271	.472
2003-04	Crystal Oates	94-190	.495
2002-03	Dianca McGhee	131-228	.575
2001-02	Dianca McGhee	49-91	.538
2000-01	Laura Culpepper	32-59	.542
1999-00	Rachel Keeton	102-183	.557
1998-99	LaKristal Gordon	55-86	.640
1997-98	LaKristal Gordon	105-211	.498
1996-97	Felicia Hunter	75-151	.497
1995-96	Marchelle Bonner	180-309	.583
1994-95	Marchelle Bonner	204-354	.576
1993-94	Akiba Flanagan	102-207	.493
1992-93	Kathy Comeaux	242-381	.635
1991-92	Lee Ann Hall	76-131	.580
1990-91	Angela Brown	275-486	.566
1989-90	Shauna Randall	87-210	.414
1988-89	Annette Scogin	112-205	.546
1987-88	Susie Porchia	69-125	.552

BLOCKS LEADERS

Year	Player	B-AVG.
2023-24	Makenna Winans	28-0.9
2022-23	Abbie Jiles	20-0.7
2021-22	Karrington Whaley	53-1.8
2020-21	Karrington Whaley	23-2.1
2019-20	Karrington Whaley	45-1.5
2018-19	Karrington Whaley	39-1.3
2017-18	Bree Bossier	46-1.5
2016-17	Hailey Estes	10-0.4
2015-16	Victoria Stewart	13-0.5
2014-15	Dulincia Keener	13-0.5
2013-14	Dulincia Keener	17-0.7
2012-13	Destiny Smith	14-0.5
2011-12	Cheree Freeman	31-1.1
2010-11	Cheree Freeman	14-0.5
2009-10	Asaiah Lowe	8-0.3
2008-09	Asaiah Lowe	7-0.3
2007-08	Candy Hall	6-0.2
2006-07	Ashley Perry	22-0.8
2005-06	Ashley Perry	53-1.6
2004-05	Aesha Carter	56-1.6
2003-04	Aesha Carter	51-1.4
2002-03	Kayla Madewell	24-0.8
	Dianca McGhee	24-0.8
2001-02	Dianca McGhee	21-1.2
2000-01	Callie Miller	13-0.5
1999-00	Rachel Keeton	7-0.3
1998-99	Schree Eackles	9-0.3
1997-98	LaKeshia Raffet	7-0.3
1996-97	Felicia Hunter	18-0.6
1995-96	Candice Brookins	32-1.3
1994-95	Kelli Tuttle	37-1.4
1993-94	Catena McCoy	19-0.8
1992-93	Lee Ann Hall	35-1.5
1991-92	Lee Ann Hall	29-1.0
1990-91	Angela Brown	21-0.7
1989-90	Melanie Myers	30-1.1



Brittany Branum was virtually automatic at the free throw line for Henderson State in her career. Branum holds the school record for highest free throw shooting percentage in a single season at 87.1% in 2018-19.



Karrington Whaley was a staple for the Reddie program in her five seasons. Whaley is the all-time leader in blocks (179) and holds the school record for highest career field-goal percentage (59.1%).



ALL-TIME YEAR BY YEAR RECORDS

YEAR	COACH	RECORD	PCT.	CONFERENCE	FINISH
2023-24	Jill Thomas	20-12	.591	Great American (NCAA II)	13-9 (Fourth)
2022-23	Jill Thomas	17-12	.586	Great American (NCAA II)	14-8 (Third)
2021-22	Jill Thomas	19-11	.633	Great American (NCAA II)	13-9 (Fourth)
2020-21	Jill Thomas	7-6	.538	Great American (NCAA II)	7-5 (2nd East)
2019-20	Jill Thomas	20-10	.667	Great American (NCAA II)	14-8 (Fifth)
2018-19	Jill Thomas	18-11	.620	Great American (NCAA II)	13-9 (Fifth)
2017-18	Jill Thomas	21-9	.700	Great American (NCAA II)	16-6 (Third)
2016-17	Jill Thomas	8-20	.286	Great American (NCAA II)	8-14 (T-Eighth)
2015-16	Jill Thomas	14-15	.500	Great American (NCAA II)	13-9 (Fifth)
2014-15	Jill Thomas	10-17	.370	Great American (NCAA II)	8-12 (Seventh)
2013-14	Jill Thomas	13-14	.481	Great American (NCAA II)	8-12 (Sixth)
2012-13	Kaci Bailey	13-14	.481	Great American (NCAA II)	8-12 (Seventh)
2011-12	Chris Oestreich	14-13	.519	Great American (NCAA II)	7-9 (Fifth)
2010-11	Josh Matthews	15-11	.577	Gulf South (NCAA II)	6-8 (5th West)
2009-10	Josh Matthews	15-14	.517	Gulf South (NCAA II)	6-8 (5th West)
2008-09	Josh Matthews	10-16	.385	Gulf South (NCAAII)	4-10 (6th West)
2007-08	Josh Matthews	15-12	.556	Gulf South (NCAA II)	6-8 (5th West)
2006-07	Josh Matthews	19-10	.655	Gulf South (NCAA II)	6-8 (5th West)
2005-06	Jeff Caldwell	29-5	.853	Gulf South (NCAA II)	14-2 (1st West)
2004-05	Jeff Caldwell	25-10	.714	Gulf South (NCAA II)	13-3 (2nd West)
2003-04	Jeff Caldwell	23-13	.639	Gulf South (NCAA II)	11-5 (4th West)
2002-03	Jeff Caldwell	20-10	.667	Gulf South (NCAA II)	12-4 (2nd West)
2001-02	Sandra Rushing	13-13	.500	Gulf South (NCAA II)	7-9 (5th West)
2000-01	Dr. David Thigpen	7-19	.269	Gulf South (NCAA II)	4-12 (7th West)
1999-00	Dr. David Thigpen	10-16	.385	Gulf South (NCAA II)	4-10 (7th West)
1998-99	Dr. David Thigpen	9-17	.346	Gulf South (NCAA II)	4-10 (7th West)
1997-98	Dr. David Thigpen	4-22	.154	Gulf South (NCAA II)	2-12 (8th West)
1996-97	Dr. David Thigpen	7-21	.250	Gulf South (NCAA II)	4-10 (6th West)
1995-96	Dr. David Thigpen	10-15	.400	Gulf South (NCAA II)	7-7(5th West)
1994-95	Dr. David Thigpen	21-5	.807	Gulf South (NCAA II)	12-2 (1st West)
1993-94	Dr. David Thigpen	15-10	.600	Gulf South (NCAA II)	10-4 (1st West)
1992-93	Dr. David Thigpen	12-12	.500	Arkansas Intercollegiate (NAIA)	7-9 (5th)
1991-92	Dr. David Thigpen	16-14	.533	Arkansas Intercollegiate (NAIA)	8-8 (5th)
1990-91	Dr. David Thigpen	16-13	.552	Arkansas Intercollegiate (NAIA)	7-9 (6th)
1989-90	Dr. David Thigpen	2-25	.074	Arkansas Intercollegiate (NAIA)	1-15 (9th)
1988-89	Cheryl Bowden	8-14	.363	Arkansas Intercollegiate (NAIA)	5-11 (6th)
1987-88	Jane Sevier/Shirley Lavender	11-12	.478	Arkansas Intercollegiate (NAIA)	6-10 (7th)
1986-87	Jane Sevier	5-17-1	.239	Arkansas Intercollegiate (NAIA)	3-15 (7th)
1985-86	Jane Sevier	10-13	.435	Arkansas Intercollegiate (NAIA)	6-12 (8th)
1984-85	Jane Sevier	10-10	.500	Arkansas Intercollegiate (NAIA)	8-8 (5th)
1983-84	Jane Sevier	7-11	.389	Arkansas Intercollegiate (NAIA)	4-10 (6th)
1982-83	Jane Sevier	8-9	.470	Arkansas Intercollegiate (NAIA)	7-7 (5th)
1981-82	Jane Sevier	6-14	.300	Arkansas Intercollegiate (NAIA)	4-10 (6th)
1980-81	Jane Sevier	9-13	.409	Arkansas Intercollegiate (NAIA)	7-13 (7th)
1979-80	Jane Sevier	7-14	.333	Arkansas Intercollegiate (NAIA)	3-11 (7th)
1978-79	Jane Sevier	8-12	.400	Arkansas Intercollegiate (NAIA)	5-9 (6th)
1977-78	Jane Sevier	11-12	.478	Arkansas Intercollegiate (NAIA)	6-8 (6th)
1976-77	Jane Sevier	10-11	.476	Arkansas Intercollegiate (NAIA)	7-7 (5th)
1975-76	Jane Sevier	11-9-1	.548	Arkansas Intercollegiate (NAIA)	6-8 (5th)
1974-75	Jane Sevier	17-6 .	.739	Arkansas Intercollegiate (NAIA)	9-5 (3rd)
1973-74	Jane Sevier	13-7-1	.643	Arkansas Intercollegiate (NAIA)	8-5-1 (2nd)
1972-73	Jane Sevier	17-2	.894	Arkansas Intercollegiate (NAIA)	8-0 (1st)
1971-72	Jane Sevier	12-3	.800	Arkansas Intercollegiate (NAIA)	6-2 (1st)
TOTALS	52 Seasons	687-656-3	.509	142-124 GAC / 132-132 GSC / 131-192-1 AIC	



ALL-TIME COACHING RECORDS

BY WINS

COACH	YEARS	CONF.	PCT	OVERALL	PCT.
Jill Thomas	11 (2013-present)	127-101	.557	167-137	.549
Jane Sevier	16 (1971-1987)	99-127-1	.438	164-166	.498
Dr. David Thigpen	12 (1989-2001)	70-108	.393	129-189	.406
Jeff Caldwell	4 (2002-2006)	50-14	.781	97-38	.719
Josh Matthews	5 (2006-2011)	28-42	.400	74-63	.540
Chris Oestreich	1 (2011-12)	7-9	.438	14-13	.519
Sandra Rushing	1 (2001-2002)	7-9	.438	13-13	.500
Kaci Bailey	1 (2012-13)	8-12	.400	13-14	.481
Shirley Lavender	1 (1987-1988)	6-9	.400	8-9	.471
Cheryl Bowden	1 (1988-1989)	5-11	.313	8-14	.363

BY WINNING PERCENTAGE

COACH	YEARS	CONF.	PCT	OVERALL	PCT.
Jeff Caldwell	4 (2002-2006)	50-14	.781	97-38	.719
Jill Thomas	11 (2013-present)	127-101	.557	167-137	.549
Josh Matthews	5 (2006-2011)	28-42	.400	74-63	.540
Chris Oestreich	1 (2011-12)	7-9	.438	14-13	.519
Sandra Rushing	1 (2001-2002)	7-9	.438	13-13	.500
Jane Sevier	16 (1971-1987)	99-127-1	.438	164-166	.498
Kaci Bailey	1 (2012-13)	8-12	.400	13-14	.481
Shirley Lavender	1 (1987-1988)	6-9	.400	8-9	.471
Dr. David Thigpen	12 (1989-2001)	70-108	.393	129-189	.406
Cheryl Bowden	1 (1988-1989)	5-11	.313	8-14	.363

CHRONOLOGICAL ORDER

COACH	YEARS	CONF.	PCT	OVERALL	PCT.
Jane Sevier	16 (1971-1987)	99-127-1	.438	164-166	.498
Shirley Lavender	1 (1987-1988)	6-9	.400	8-9	.471
Cheryl Bowden	1 (1988-1989)	5-11	.313	8-14	.363
Dr. David Thigpen	12 (1989-2001)	70-108	.393	129-189	.406
Sandra Rushing	1 (2001-2002)	7-9	.438	13-13	.500
Jeff Caldwell	4 (2002-2006)	50-14	.781	97-38	.719
Josh Matthews	5 (2006-2011)	28-42	.400	74-63	.540
Chris Oestreich	1 (2011-12)	7-9	.438	14-13	.519
Kaci Bailey	1 (2012-13)	8-12	.400	13-14	.481
Jill Thomas	11 (2013-present)	127-101	.557	167-137	.549



JANE SEVIER



JILL THOMAS



DR. DAVID THIGPEN



AWARD WINNERS / ALL-REGION

ALL-GSC SELECTIONS

Year	Player	Honor
2010	Danyelle Harris	West Division, Second Team
2007	Shondra Bush	West Division, First Team
2006	Rayna Hare	West Division, First Team
2006	Keisha Blackwell	West Division, Second Team
2005	Saprina Reed	West Division, First Team
2005	Aesha Carter	West Division, First Team
2004	Saprina Reed	West Division, First Team
2004	Aesha Carter	West Division, Second Team
2003	TaKeela Ball	West Division, First Team
2003	Kayla Madewell	West Division, First Team
2002	Mandy Hill	West Division, First Team
2001	Rachel Keeton	West Division, Second Team
1996	Kathy Comeaux	West Division, First Team
1995	Marchelle Bonner	West Division, First Team
1995	Kimberly Rolle	West Division, First Team
1994	Kathy Comeaux	West Division, First Team

GSC ANNUAL AWARDS

Year	Player	Honor
1996	Christina Paradis	Freshman of the Year
1995	Marchelle Bonner	Newcomer of the Year
1994	Kathy Comeaux	Player of the Year
1994	David Thigpen	Coach of the Year

GSC/GAC ALL-TOURNAMENT

Year	Player	Honor
2023	Ashley Farrar	MVP, All-GAC Tournament
2023	Jadah Pickens	All-GAC Tournament
2023	Brynlee Huggins	All-GAC Tournament
2006	Rayna Hare	All-GSC Tournament
2006	Keisha Blackwell	All-GSC Tournament
2004	Aesha Carter	MVP, GSC Tournament
2004	Maggie Sauls	All-GSC Tournament

ALL-GAC SELECTIONS

Year	Player	Honor
2023-24	Ashley Farrar	First Team
2023-24	Tori Gittens	Honorable Mention
2022-23	Ashley Farrar	First Team
2021-22	Ashley Farrar	Second Team
2021-22	Lani Snowden	Honorable Mention
2020-21	Maci Mains	First Team
2019-20	Hailey Estes	First Team
2019-20	Pink Jones	Second Team
2018-19	Pink Jones	First Team
2018-19	Hailey Estes	Honorable Mention
2017-18	Pink Jones	First Team
2017-18	Haleigh Henson	Second Team
2016-17	Pink Jones	Honorable Mention
2015-16	Dulincia Keener	First Team
2015-16	Victoria Stewart	Honorable Mention
2014-15	Aungelique Sledge	First Team
2013-14	Aungelique Sledge	First Team
2012-13	Destiny Smith	Second Team
2011-12	Cheree Freeman	Second Team

GAC ANNUAL AWARDS

Year	Player	Honor
2023-24	Tori Gittens	Newcomer of the Year
2016-17	Pink Jones	Freshman of the Year
2014-15	Aungelique Sledge	Defensive Player of the Year
2013-14	Aungelique Sledge	Defensive Player of the Year

ALL-REGION SELECTIONS

Year	Player	Honor
2023-24	Ashley Farrar	D2CAA, Second Team Central Region
2015	Aungelique Sledge	Daktronics, Second Team Central Region
2006	Shonda Bush	Daktronics, Second Team South Region
2005	Aesha Carter	Daktronics, First Team South Region
2004	Aesha Carter	Daktronics, Second Team South Region

NCAA REGION ALL-TOURNAMENT

Year	Player	Honor
2006	Shondra Bush	South Regional MVP
2006	Rayna Hare	All-South Regional
2005	Saprina Reed	All-South Regional
2005	Aesha Carter	All-South Regional
2004	Aesha Carter	South Regional MVP
2004	Saprina Reed	All-South Regional

NATIONAL ACADEMIC AWARDS

Year	Player	Honor
2015	Aungelique Sledge	Academic All-American Capital One/CoSida First Team
2005	Julie Anderson	Academic All-District Second Team

ALL-AIC SELECTIONS

Year	Player
1993	Lena Womack-Moore
1993	Kathy Comeaux
1992	Lena Womack-Moore
1992	Angela Brown
1991	Lena Womack-Moore
1991	Angela Brown
1990	Lena Womack-Moore
1988	Ruth Smith
1987	Ruth Smith
1986	Yvonne Neal
1985	Yvonne Neal
1984	Lisa Hampton
1984	Yvonne Neal

ACADEMIC ALL-GAC


Year	Player
2022-23	Bobbi Bazzle
2022-23	JJ Eddens
2022-23	Ashley Farrar
2022-23	Alee McClendon
2021-22	Jasmine Bailey
2021-22	Bobbi Bazzle
2021-22	JJ Eddens
2021-22	Ashley Farrar
2021-22	Alee McClendon
2021-22	Jadah Pickens
2021-22	Gracie Raby
2021-22	Lani Snowden
2021-22	Karrington Whaley
2019-20	Hailey Estes
2019-20	Pink Jones
2019-20	Blu Jones
2019-20	Brooke Lewis
2019-20	Madi Nichols
2019-20	Lani Snowden
2018-19	Brittany Branum
2018-19	Hailey Estes
2018-19	Pink Jones
2018-19	Blu Jones
2018-19	Brooke Lewis
2018-19	Madi Nichols
2018-19	Lani Snowden
2018-19	Torrie Thompson
2017-18	Bree Bossier
2017-18	Brittany Branum
2017-18	Hailey Estes
2017-18	Haleigh Henson
2017-18	Brooke Lewis
2017-18	Madi Nichols
2017-18	Torrie Thompson
2016-17	Bree Bossier
2016-17	Brittany Branum
2016-17	Haleigh Henson
2016-17	Torrie Thompson
2015-16	Bree Bossier
2014-15	Aungelique Sledge
2013-14	Krystal Beachum
2013-14	Arianna Caffey
2013-14	Aungelique Sledge
2012-13	Krystal Beachum
2012-13	Shareka Maner
2012-13	Jill Temples
2011-12	Krystal Beachum



A two-time GAC Defensive Player of the Year, **Aungelique Sledge** was a star for the Reddies from 2011-2015. Sledge was a two-time First Team All-GAC honoree, a Second Team All-Central Region selection in 2015, and became the program's first Capital One Academic All-American as a senior. She averaged 19.6 and 20.1 points per game, respectively, in her last two seasons at HSU and ranks fifth all-time in scoring at Henderson with 1341 points.




REDDIE ALL-AMERICANS



ANGELA BROWN

1992 NAIA ALL-AMERICAN


Brown averaged 21.3 points and 11.0 rebounds per game during the 1991-92 season. During her career, she totaled 1,247 points and 622 rebounds, for an average of 21.9 points and 10.9 rebounds per game.



KATHY COMEAUX

1993 NAIA ALL-AMERICAN
1994 NCAA ALL-AMERICAN
1996 NCAA ALL-AMERICAN

Second all-time in scoring at Henderson with 1,566 points, Comeaux averaged 21.1 points per game during her career. Comeaux is the only female athlete ever at Henderson State to earn All-American honors three times.



MARCHELLE BONNER

1995 NCAA ALL-AMERICAN

Bonner holds the Henderson State career record for average rebounds grabbing 11.4 boards per game for her entire career. She totaled 870 points and 582 rebounds during her two years at Henderson State.



AESHA CARTER

2005 NCAA ALL-AMERICAN
DAKTRONICS - THIRD TEAM
KODAK/WBCA - HM

Carter held the Henderson State career rebounding record from 2005 to 2020. In 2004-05, Carter averaged 15.3 points, 10.7 rebounds, and 1.6 blocks per game. She was the 2004 NCAA South Regional MVP and a South Regional All-Tournament selection in 2005.



SAPRINA REED

2005 NCAA ALL-AMERICAN
KODAK/WBCA - HM

Reed ranks 10th all-time in career scoring at Henderson State with 1080 points and is second all-time with 255 steals. In her final season for the Reddies, Reed averaged 14.1 points and 3.8 steals per game. Reed was a two-time NCAA South Regional All-Tournament team honoree.

HALL OF HONOR INDUCTEES

HALL OF HONOR INDUCTEES

Dulincia Keener	2022
Angelique Sledge	2021
Julie Anderson-Wing	2018
Marchelle Bonner	2009
Angela Brown	2004
Aesha Carter	2014
Kathy Comeaux	2001
Sandra Hatley	2003
Julia Jackson-Ingram	2006
Selena Middleton	2017
Yvonne Neal	2012
Saprina Reed-Burnett	2015
Kimberly Rolle	2007
Louis Ross-Robey	2002
Jan Allen Segrest	2000
Jane Seiver	2003
Lena Womack-Moore	2005



MARCHELLE BONNER



ANGELA BROWN



AESHA CARTER



KATHY COMEAUX



ANGELIQUE SLEDGE



DULINCIA KEENER



JULIA JACKSON-INGRAM



SELENA MIDDLETON



YVONNE NEAL



SAPRINA REED-BURNETT



JULIE ANDERSON-WING



KIMBERLY ROLLE



LOUISE ROSS-ROBEY



JAN ALLEN SEGREST



JANE SEIVER



LENA WOMACK-MOORE



SANDRA HATLEY



YEAR-BY-YEAR RESULTS

COACH - JILL THOMAS 2023-24 • 20-12, 13-9

GAC TOURNAMENT CHAMPIONS

at Emporia State W, 80-67
Missouri Southern (N) L, 85-68
at Delta State W, 106-98
(2ot)
Northwestern State W, 69-56
Pittsburg State W, 95-72
No. 9 Texas Woman's L, 61-55
at Southern Arkansas* W, 97-69
Arkansas-Monticello* W, 84-80
at (RV) Harding* L, 80-62
Arkansas Nazarene* W, 75-53
Oklahoma Baptist* W, 74-54
at Southwestern Okla. St.* W, 78-71
No. 12 Northwestern Okla. St.* W, 94-55
Southeastern Okla. St.* W, 75-69
East Central* W, 63-48
at Ouachita Baptist* W, 94-92
(2ot)
Southern Arkansas* W, 81-60
at Oklahoma Baptist* W, 63-56
at No. 5 Southern Nazarene* L, 67-62
No. 18 Northwestern Okla. St.* L, 71-63
Southwestern Okla. St.* W, 62-53
Ouachita Baptist* W, 78-76
at Arkansas-Monticello* W, 81-77
at East Central* W, 85-68
at Southeastern Okla. St.* W, 75-66
at Arkansas Tech* L, 67-66
No. 17 Harding* L, 92-84
Arkansas Tech* W, 82-62
Southern Nazarene** W, 81-77
Southwestern Okla. St.** W, 71-55
at Southern Nazarene+ L, 70-61
*- Conference
** - Conference Tournament
+ - Central Region Tournament

COACH - JILL THOMAS 2022-23 • 17-12, 14-8 GAC

Missouri Southern (N) L, 74-59
Emporia State (N) L, 79-51
Champion Christian W, 69-46
Arkansas-Fort Smith W, 77-66
Texas-Tyler W, 67-57
at Texas Woman's L, 75-66
Southern Arkansas* W, 98-90 (OT)
at Arkansas-Monticello* W, 75-70 (OT)
at Arkansas Tech* W, 78-67
Harding* L, 83-65
at Oklahoma Baptist* L, 61-54
at Southern Nazarene* L, 63-47
Northwestern Oklahoma State* W, 72-64
Southwestern Oklahoma State* W, 85-65
at Southern Arkansas* L, 62-60
Arkansas-Monticello* W, 72-63
at Ouachita Baptist* L, 69-59
at East Central* W, 66-61
at Southeastern Oklahoma State* W, 61-52
Southern Nazarene* L, 58-50
Oklahoma Baptist* W, 68-56
at Southwestern Oklahoma State* W, 62-57
at Northwestern Oklahoma State* L, 65-49
Ouachita Baptist* W, 82-72
Southeastern Oklahoma State* W, 68-59
East Central* W, 85-76
Arkansas Tech* W, 85-67
at Harding* L, 74-58
Ouachita Baptist** L, 70-53
(N) - Neutral Site
*- Conference
** - Conference Tournament

COACH - JILL THOMAS 2021-22 • 19-11, 13-9 GAC

at Missouri Southern W, 81-74
Emporia State (N) L, 84-66
Christian Brothers W, 86-45
at Texas-Tyler W, 73-65
at Arkansas-Fort Smith W, 91-61
Arkansas-Monticello* W, 75-39
at Southern Arkansas* L, 112-99
Arkansas Tech* W, 77-72
Bacone W, 112-49
at Harding* W, 82-78
Oklahoma Baptist* W, 94-80 (OT)
at Northwestern Oklahoma State* L, 84-78
at No. 17 Southwestern Oklahoma St.* L, 99-78
Ouachita Baptist* W, 91-89
at Arkansas-Monticello* W, 68-58
East Central* L, 76-71
Southeastern Oklahoma State* W, 76-57
Southern Nazarene* L, 66-62
at Southern Nazarene* L, 63-41
at Oklahoma Baptist* W, 79-68
Southern Arkansas* W, 96-72
at Ouachita Baptist* L, 73-71
No. 24 Southwestern Oklahoma State* L, 90-78
Northwestern Oklahoma State* W, 87-78
at Southeastern Oklahoma State* W, 57-49
at East Central* W, 63-57
at Arkansas Tech* W, 85-57
Harding* W, 95-85
East Central** W, 79-66
Southwestern Oklahoma State** L, 89-73
(N) - Neutral Site
*- Conference
** - Conference Tournament

COACH - JILL THOMAS 2020-21 • 7-6, 7-5 GAC (COVID-19)

Southern Arkansas* W, 93-84
at Arkansas Tech* L, 89-80
at Ouachita Baptist Canceled
at Harding L, 92-73
Arkansas-Monticello Canceled

Arkansas Tech Canceled
at Southern Arkansas Canceled
Ouachita Baptist Canceled
at Arkansas-Monticello L, 98-92 (OT)
vs. Harding* L, 69-53
at Southern Arkansas at No. 18 Arkansas Tech* W, 80-78
vs. Southern Nazarene* W, 71-61
at Ouachita Baptist* Canceled
vs. Arkansas-Monticello W, 82-75
at Harding* Canceled
vs. Ouachita Baptist at Southern Arkansas Canceled
vs. No. 14 Arkansas Tech* W, 90-86
vs. Ouachita Baptist* L, 69-66
vs. Harding* W, 82-80
at Arkansas-Monticello* W, 68-51
vs. Southern Nazarene** Canceled
*- Conference
** - Conference Tournament

COACH - JILL THOMAS 2019-20 • 20-10, 14-8 GAC

Missouri Southern (N) W, 79-70
Emporia State (N) L, 62-59
Bacone College W, 103-47
Southern Arkansas* W, 77-61
Arkansas Tech* W, 89-71
Missouri Southern at Midwestern State W, 81-78
at Harding* L, 66-64
at Arkansas-Monticello* L, 77-65
at Christian Brothers W, 71-60
Oklahoma Baptist* W, 84-73
Southern Nazarene* W, 71-59
at Northwestern Oklahoma State* W, 73-64
at Southwestern Oklahoma State* L, 84-66
Ouachita Baptist* W, 75-46
at Arkansas Tech* L, 87-85
East Central* W, 76-66
No. 16 Southeastern Oklahoma State* W, 77-72
Southern Nazarene* W, 71-59
at Northwestern Oklahoma State* W, 73-64
at Southwestern Oklahoma State* L, 84-66
Ouachita Baptist* W, 75-46
at Arkansas Tech* L, 87-85
East Central* W, 76-66
No. 16 Southeastern Oklahoma State* W, 77-72
at Southern Nazarene* L, 79-71 (OT)
at Oklahoma Baptist* W, 98-84
at Southern Arkansas* W, 79-72
Arkansas-Monticello* L, 64-62
at Ouachita Baptist* W, 90-67
Harding* W, 88-79
Southwestern Oklahoma State* L, 77-70 (OT)
Northwestern Oklahoma State* W, 81-62
at Southeastern Oklahoma State* L, 94-78
at East Central* W, 73-58
Southern Nazarene** W, 78-74 (OT)
Southeastern Oklahoma State** L, 87-84 (OT)
(N) - Neutral Site
*- Conference
** - Conference Tournament

COACH - JILL THOMAS 2018-19 • 18-11, 13-9 GAC

at Southwest Baptist W, 96-83
Sioux Falls (N) W, 75-63
at Missouri Southern L, 79-69
at Rogers State W, 86-73
at Southern Arkansas* W, 63-42
at Arkansas Tech* W, 70-62
Wiley College W, 61-45
Harding* W, 84-77
Arkansas-Monticello* L, 79-70
at Southeastern Oklahoma State* W, 94-92
Midwestern State W, 76-69
at Oklahoma Baptist* W, 86-62
at Southern Nazarene* L, 85-74
Northwestern Oklahoma State* W, 59-53
No. 20 Southwestern Oklahoma State* L, 76-64
at Ouachita Baptist* W, 79-59
Arkansas Tech* W, 66-55
at East Central* L, 75-67
Southern Nazarene* L, 55-48
Oklahoma Baptist* W, 73-64
Southern Arkansas* W, 70-49
at Arkansas-Monticello* W, 76-68
Ouachita Baptist* W, 75-62
at Harding* L, 87-72
at No. 7 Southwestern Oklahoma State* L, 86-77
at Northwestern Oklahoma State* L, 74-54
Southeastern Oklahoma State* W, 64-38
East Central* L, 67-65
Harding** W, 63-54
(N) - Neutral Site
*- Conference
** - Conference Tournament

COACH - JILL THOMAS 2017-18 • 21-9, 16-6 GAC

at Southwest Baptist L, 82-73
Northwest Missouri (N) W, 75-63
at Northwestern Oklahoma State* L, 72-71
at Southwestern Oklahoma St.* L, 80-72
Paul Quinn College W, 75-64
Southern Nazarene* W, 79-66
Oklahoma Baptist* W, 85-61
Arkansas-Fort Smith L, 76-60
Bacone College W, 74-47
Rogers State W, 55-52
at East Central* W, 82-78
at Southeastern Oklahoma State* W, 56-49
Arkansas Tech* W, 75-52

at Arkansas-Monticello* W, 69-47
Harding* W, 79-64
Southern Arkansas* L, 78-63
at Ouachita Baptist* W, 67-56
Southwestern Oklahoma State* L, 71-61
Northwestern Oklahoma State* W, 78-61
at Oklahoma Baptist* W, 77-71
at Southern Nazarene* W, 63-57
Southeastern Oklahoma State* W, 79-70 (OT)
East Central* W, 79-71
Arkansas-Monticello* W, 80-65
at Arkansas Tech* L, 68-65
Ouachita Baptist* W, 71-64
at Southern Arkansas* W, 83-70
at Harding* L, 64-62
Ouachita Baptist** W, 66-50
Arkansas Tech** L, 78-67
(N) - Neutral Site
*- Conference
** - Conference Tournament

COACH - JILL THOMAS 2016-17 • 8-20, 8-14 GAC

at Southwest Baptist L, 94-88 (OT)
Northwest Missouri (N) L, 81-66
Southern Nazarene* W, 88-69
Oklahoma Baptist* W, 89-73
at Mississippi College L, 74-72
at Arkansas-Fort Smith L, 83-74
at East Central* W, 74-72
at Southeastern Oklahoma State* W, 92-84
at Rogers State L, 61-58
Texas A&M-Commerce W, 65-60
Southwestern Oklahoma State* L, 85-80
Northwestern Oklahoma State* W, 87-74
Southern Arkansas* W, 81-70
Arkansas-Monticello* L, 70-68
at Ouachita Baptist* W, 75-74
at Arkansas Tech* L, 68-62
Harding* L, 76-64
at Oklahoma Baptist* L, 85-81
at Southern Nazarene* L, 84-72
at Southeastern Oklahoma State* L, 81-65
East Central* L, 63-53
at Arkansas-Monticello* L, 81-73
at Southern Arkansas* W, 69-65
Ouachita Baptist* L, 77-58
at Harding* L, 84-58
Arkansas Tech* L, 82-73
at Northwestern Oklahoma State* L, 62-52
at Southwestern Oklahoma State* L, 80-69
(N) - Neutral Site
*- Conference

COACH - JILL THOMAS 2015-16 • 8-20, 8-14 GAC

at Arkansas State! L, 91-63
Northwestern Baptist L, 80-78
Lincoln (N) L, 94-86
at Southern Nazarene* W, 70-61
at Oklahoma Baptist* W, 77-74
Arkansas-Fort Smith L, 89-87
at Texas Woman's L, 73-53
East Central* W, 85-80
Southeastern Oklahoma State* W, 75-58
Rogers State W, 49-48
at Texas A&M-Commerce L, 73-61
at Southwestern Oklahoma St.* L, 97-87
at Northwestern Oklahoma State* W, 82-64
at Southern Arkansas* L, 78-70
at Arkansas-Monticello* L, 77-54
Ouachita Baptist* W, 82-69
Arkansas Tech* L, 87-64
at Harding* W, 66-62
Southern Nazarene* W, 78-61
Oklahoma Baptist* L, 66-60
at East Central* L, 59-49
at Southeastern Oklahoma State* L, 68-51
Southern Arkansas* L, 60-47
Arkansas-Monticello* W, 70-56
at Ouachita Baptist* W, 79-68
at Arkansas Tech* L, 82-54
Harding* W, 80-67
Southwestern Oklahoma State* W, 87-76
Northwestern Oklahoma State* W, 76-65
Southern Arkansas** L, 80-71
I - Exhibition
(N) - Neutral Site
*- Conference
** - Conference Tournament

COACH - JILL THOMAS 2014-15 • 10-17, 8-12 GAC

at Missouri S&T L, 85-68
Texas A&M-Commerce W, 82-76
Southeastern Oklahoma State* L, 88-72
East Central* W, 67-46
at Emporia State L, 93-53
Texas A&M-Kingsville W, 70-57
Pittsburg State L, 77-50
Arkansas-Monticello* L, 66-62
Arkansas Tech* L, 70-56
at Harding* L, 66-48
at Arkansas-Fort Smith L, 93-68
at Southern Arkansas* W, 83-78
Southern Nazarene* W, 84-67
at Northwestern Oklahoma State* L, 67-61
Southwestern Oklahoma State* W, 85-73
Ouachita Baptist* W, 75-46
Arkansas Tech* L, 82-73
Harding* W, 91-85
at Arkansas-Monticello* L, 43-42
at East Central* L, 84-80

at Southeastern Oklahoma State* L, 96-83
Southern Nazarene* W, 81-71
Northwestern Oklahoma State* W, 87-59
at Southwestern Oklahoma St.* L, 116-108
at Ouachita Baptist* W, 98-86
Southern Arkansas* L, 89-83
Arkansas Tech** L, 96-84
*- Conference
** - Conference Tournament

COACH - JILL THOMAS 2013-14 • 13-14, 8-12 GAC

Hendrix W, 80-44
at Pittsburg State L, 76-56
Arkansas-Fort Smith W, 61-55
at Southeastern Oklahoma St.* L, 78-62
at East Central* W, 69-53
at Lyon W, 68-55
Arkansas-Monticello* W, 67-60
at Texas A&M-Commerce W, 79-74
at Stephen F. Austin State! L, 72-56
Missouri S&T W, 72-68
Southern Nazarene* W, 86-71
at Harding* L, 92-75
Arkansas Tech* W, 83-65
at Southwestern Oklahoma St.* L, 90-72
at Northwestern Oklahoma State* L, 70-63
(OT)
Southern Arkansas* W, 98-87
Ouachita Baptist* W, 78-49
at Arkansas-Monticello* W, 74-66
East Central* L, 62-52
Southeastern Oklahoma State* L, 74-66
at Southern Nazarene* L, 95-87
Harding* L, 91-74
at Arkansas Tech* L, 91-85
Southwestern Oklahoma State* W, 101-97
Northwestern Oklahoma State* L, 99-97
(OT)
at Ouachita Baptist* L, 93-51
at Southern Arkansas* L, 62-54
Southwestern Oklahoma State** L, 66-60
I - Exhibition
*- Conference
** - Conference Tournament

COACH - KACI BAILEY 2012-13 • 13-14, 8-12 GAC

at Hendrix! L, 75-44
at Oklahoma! W, 98-33
at Arkansas-Fort Smith L, 79-71
Letourneau W, 101-58
at Lemoyne-Owen W, 72-47
Southeastern Oklahoma State* W, 77-69
East Central* L, 63-60
at Arkansas-Monticello* W, 51-50
at Southern Arkansas* W, 62-59
Texas A&M-Commerce W, 75-72
McMurry W, 67-62
(OT)
Arkansas-Fort Smith W, 51-49
at Southern Nazarene* L, 64-60
Harding* L, 57-56
at Arkansas Tech* L, 67-49
Southwestern Oklahoma State* L, 90-81
Northwestern Oklahoma State* W, 70-57
at Ouachita Baptist* L, 65-57
Arkansas-Monticello* W, 70-63
at East Central* L, 65-57
at Southeastern Oklahoma State* L, 74-65
Southern Nazarene* L, 65-53
at Harding* L, 76-69
(OT)
Arkansas Tech* L, 68-62
at Southwestern Oklahoma St.* L, 76-70
at Northwestern Oklahoma State* W, 54-51
Ouachita Baptist* W, 58-56
Southern Arkansas* W, 88-58
Southwestern Oklahoma State** L, 69-59
I - Exhibition
*- Conference
** - Conference Tournament

COACH - CHRIS OESTRICH 2011-12 • 14-13, 7-9 GAC

Letourneau W, 73-45
at Texas A&M-Commerce W, 71-48
Williams Baptist W, 75-52
at West Florida W, 76-70
Alabama-Huntsville (N) L, 76-75
Texas A&M-International W, 89-75
Philander Smith W, 83-54
Texas-Permian Basin W, 80-59
at Texas-Permian Basin L, 84-65
at Oklahoma Panhandle State L, 125-111
Southwestern Oklahoma State* W, 82-69
East Central* W, 96-77
at Southeastern Oklahoma State* W, 78-64
Arkansas-Monticello* W, 66-56
No. 9 Arkansas Tech* L, 80-63
at Ouachita Baptist* L, 89-57
Southern Arkansas* L, 74-68
at Harding* L, 66-49
at Southwestern Oklahoma St.* L, 77-56
at East Central* W, 79-66
Southeastern Oklahoma State* W, 69-52
at Arkansas-Monticello* L, 69-47
at No. 14 Arkansas Tech* L, 79-64
Ouachita Baptist* L, 82-69

at Southern Arkansas* W, 70-68
Harding* W, 68-51
Harding** L, 78-52
(N) - Neutral Site
*- Conference
** - Conference Tournament

COACH - JOSH MATTHEWS 2010-11 • 15-11, 6-8 GSC

Philander Smith W, 95-51
North Alabama L, 80-63
Alabama-Huntsville W, 99-65
Baptist Bible W, 125-40
West Florida W, 63-49
USC Aiken W, 62-57
Arkansas State L, 66-47
Oklahoma Panhandle State W, 91-64
Texas A&M Inter. W, 90-74
Lambuth W, 88-60
West Alabama L, 72-66
West Georgia W, 70-60
Arkansas Tech L, 85-78
Arkansas-Monticello L, 82-78
(OT)
Christian Brothers W, 88-74
Delta State L, 69-65
Southern Arkansas W, 75-65
Ouachita Baptist L, 83-70
Harding L, 83-74
Arkansas Tech L, 70-60
Christian Brothers W, 73-67
Arkansas-Monticello L, 66-54
Delta State W, 99-84
Southern Arkansas W, 80-79 (OT)
Harding

COACH - JOSH MATTHEWS 2009-10 • 15-14, 6-8 GSC

Harris Stowe W, 84-63
Tougaloo W, 100-79
North Alabama L, 81-68
Alabama-Huntsville L, 88-66
Southwestern Okla. W, 92-74
West Florida L, 81-74
Alaska W, 75-61
Gannon L, 91-75 (2OT)
Philander Smith W, 75-62
Texas Wesleyan L, 62-56
Texas International W, 73-69
Ecclesia W, 81-49
Williams Baptist W, 90-70
West Alabama W, 70-57
West Georgia L, 62-61
Harding L, 76-75
Arkansas Tech L, 73-58
Southern Arkansas W, 90-65
Arkansas-Monticello W, 59-54
Christian Brothers L, 55-51
Ouachita Baptist W, 79-76
Delta State W, 68-55
Harding L, 68-67
Arkansas Tech L, 90-86 (OT)
Southern Arkansas W, 81-77
Arkansas-Monticello W, 68-56
Christian Brothers W, 86-77
Ouachita Baptist L, 79-77
Delta State L, 100-69

COACH - JOSH MATTHEWS 2008-09 • 10-16, 4-10 GSC

Univ. of Ozarks W, 89-48
St. Cloud State L, 78-54
Minnesota State L, 85-59
LeTourneau W, 91-49
Montevallo W, 69-55
Harris Stowe W, 116-50
Valdosta State L, 76-66
West Georgia L, 66-60
Drury L, 90-62
Philander Smith W, 72-62
Harding W, 91-77
Arkansas Tech L, 63-57
Southern Arkansas L, 83-77
Arkansas-Monticello L, 82-51
Christian Brothers W, 80-72
Ouachita Baptist W, 93-79
#1 Delta State L, 76-49
Harding L, 77-76
Arkansas Tech L, 68-45
Southern Arkansas W, 74-71
Arkansas-Monticello L, 85-60
Christian Brothers L, 84-66
Ouachita Baptist L, 94-75
#1 Delta State L, 76-67

COACH - JOSH MATTHEWS 2007-08 • 19-10, 6-8 GSC

Southwest Baptist L, 90-79
Pittsburg State L, 73-59
Philander Smith W, 88-73
Central Oklahoma L, 83-54
Cameron W, 54-52
Texas Woman's L, 71-70
Ozarks W, 81-60
Pittsburg State W, 73-72
Missouri Western W, 66-45
West Florida W, 73-55
West Alabama W, 62-59
Flagler W, 82-44
Philander Smith W, 72-71
Arkansas Tech L, 79-56



YEAR-BY-YEAR RESULTS

Southern Arkansas	W, 77-59
Christian Brothers	L, 74-58
Arkansas-Monticello	L, 79-69
Harding	W, 79-76 (OT)
Ouachita Baptist	W, 73-55
#1 Delta State	L, 69-49
Arkansas Tech	L, 70-59
Southern Arkansas	W, 74-57
Christian Brothers	W, 76-49
UA-Monticello	L, 90-87 (OT)
Harding	L, 85-76
Ouachita Baptist	W, 60-41
#1 Delta State	L, 72-52

COACH - JOSH MATTHEWS 2006-07 • 19-10, 6-8 GSC

Huston Tillotson	W, 88-57
Saginaw Valley State	W, 68-59
Wayne State	W, 75-63
Cal-Poly Pomona	W, 62-49
Alaska-Fairbanks	W, 74-55
North Alabama	W, 78-70
Texas Women's	W, 83-81 (OT)
Huston Tillotson	W, 62-55
North Alabama	W, 76-70
Benedict College	W, 67-53
Angelo State	W, 66-63
Arkansas Tech	L, 55-72
Southern Arkansas	L, 60-64
Christian Brothers	W, 75-60
Arkansas-Monticello	W, 67-53
Harding	L, 62-80
Ouachita Baptist	W, 73-60
#12 Delta State	L, 55-77
Alabama-Huntsville	W, 62-60
Arkansas Tech	L, 46-64
Southern Arkansas	L, 68-79
Christian Brothers	W, 66-51
Dixie State	L, 58-69
Arkansas-Monticello	W, 67-58
Harding	L, 61-62
Ouachita Baptist	W, 71-66
#5 Delta State	L, 56-64
Montevallo*	W, 75-39
Delta State*	L, 37-40

*** - Conference Tournament

COACH - JEFF CALDWELL 2005-06 • 29-5, 14-2 GSC

GSC RUNNERS-UP	
NCAA SOUTH REGIONAL CHAMPIONS	
Montevallo	W, 66-50
Lane College	W, 107-61
Barry University	W, 93-56
LeMoyn-Owen College	W, 73-56
Southeast Missouri State	L, 79-66
Alabama-Huntsville	W, 67-66
West Alabama	W, 88-80
Wiley College	W, 77-48
Harris-Stowe	W, 73-28
West Alabama	W, 88-73
Harris-Stowe	W, 66-54
Delta State	W, 63-54
UA-Monticello	W, 69-57
Southern Arkansas	W, 71-66 (OT)
Central Arkansas	W, 77-73 (OT)
Christian Brothers	W, 67-62
Ouachita Baptist	L, 58-56
Arkansas Tech	W, 57-54
Harding	W, 73-72
Delta State	W, 57-56
Arkansas-Monticello	W, 68-60
Southern Arkansas	L, 79-67
Central Arkansas	W, 80-70
Christian Brothers	W, 59-49
Ouachita Baptist	W, 67-53
Arkansas Tech	W, 57-52
Harding	W, 86-67
Valdosta State**	W, 59-50
West Georgia**	W, 73-70 (OT)
Delta State**	L, 64-53
Paine College+	W, 77-65
West Florida+	W, 68-62
Delta State+	W, 44-40
Chico State&	L, 67-66

*** - Conference Tournament
+ - NCAA South Regional Tournament
& - NCAA Division II Elite Eight

COACH - JEFF CALDWELL 2004-05 • 25-10, 13-3 GSC

NCAA SOUTH REGIONAL CHAMPIONS	
South Carolina-Aiken	W, 63-56
Wisconsin-Parkside	L, 64-53
Anderson College	L, 78-70
Jarvis Christian	W, 92-45
Florida Southern	W, 75-50
North Alabama	W, 82-61
West Florida	W, 75-72
LeMoyn-Owen	W, 94-51
West Alabama	L, 67-64
Alabama-Huntsville	W, 72-56
Oklahoma	L, 87-44
Montevallo	W, 70-55
Texas A&M-Commerce	L, 66-65
Delta State	W, 68-42
UA-Monticello	L, 67-59
Southern Arkansas	W, 72-64
Central Arkansas	W, 73-62
Christian Brothers	W, 75-58
Ouachita Baptist	W, 90-41
Arkansas Tech	W, 61-44
Arkansas Baptist	W, 100-47

Harding	W, 102-73
Delta State	W, 68-61
UA-Monticello	W, 91-76
Southern Arkansas	W, 66-59
Central Arkansas	L, 91-76
Christian Brothers	W, 82-46
Arkansas Baptist	W, 90-74
Ouachita Baptist	L, 84-76 (OT)
Arkansas Tech	W, 75-49
Harding	W, 91-73
West Georgia**	W, 75-62
Valdosta State**	L, 71-60
Paine+	W, 80-72
Valdosta State+	W, 69-56
Central Arkansas+	L, 76-61

** - Conference Tournament

+ - NCAA South Regional Tournament

COACH - JEFF CALDWELL 2003-04 • 23-13, 11-5 GSC

GSC CHAMPIONS	
NCAA SOUTH REGIONAL CHAMPIONS	
FINAL FOUR PARTICIPANT	
Missouri Southern	L, 53-49
Evangel University	W, 59-56
Southwest Baptist	L, 68-51
West Florida	L, 84-79
West Alabama	L, 72-60
West Florida	L, 59-56
North Alabama	L, 69-64
California (PA)	L, 71-62
Ferris State	W, 95-83
Delta State	L, 68-42
UA-Monticello	W, 60-48
Southern Arkansas	W, 47-44
Central Arkansas	L, 78-70
Christian Brothers	L, 86-71
Ouachita Baptist	L, 84-79
Arkansas Tech	W, 63-58
Arkansas Baptist	W, 76-54
Harding	W, 70-55
Delta State	L, 75-68
UA-Monticello	W, 61-44
Southern Arkansas	W, 73-55
Central Arkansas	W, 73-62
Christian Brothers	W, 73-55
Arkansas Baptist	W, 76-54
Harding	W, 70-55
Delta State	L, 75-68
UA-Monticello	W, 61-44
Southern Arkansas	W, 73-55
Central Arkansas	W, 73-62
Christian Brothers	W, 55-51
Arkansas Baptist	W, 90-74
Ouachita Baptist	W, 77-57
Arkansas Tech	W, 64-61
Harding	W, 84-34
Valdosta State**	W, 60-49 (OT)
West Alabama**	W, 81-72
Lincoln Memorial**	W, 56-44
Delta State**	W, 53-52 (OT)
Delta State+	W, 55-54
Fort Valley State+	W, 60-42
Rollins College+	W, 73-62
Quincy University&	W, 61-60
Drury University&	L, 82-70

** - Conference Tournament

+ - NCAA South Regional Tournament

& - NCAA Elite Eight

& - Final Four

COACH - JEFF CALDWELL 2002-03 • 20-10, 12-4 GSC

Southeast Missouri	L, 85-55
Texas A&M Commerce	L, 62-58
Philander Smith	W, 88-59
Southwest Baptist	W, 70-63
Northwestern State	W, 73-68
Williams Baptist	W, 81-57
Rhema College	W, 132-24
Texas A&M Commerce	W, 90-66
North Alabama	L, 67-65
Drury	L, 81-68
Delta State	W, 78-64
Williams Baptist	W, 68-60
Southern Arkansas	W, 79-76
UA-Monticello	W, 58-50
Central Arkansas	W, 69-66
Christian Brothers	W, 84-46
Ouachita Baptist	W, 86-66
Arkansas Tech	L, 59-52
Harding	W, 75-54
Delta State	L, 84-68
UA-Monticello	W, 69-55
Southern Arkansas	W, 86-83 (OT)
Central Arkansas	L, 85-70
Christian Brothers	W, 68-49
Ouachita Baptist	W, 86-65
Arkansas Tech	L, 70-66 (OT)
Harding	W, 78-65
North Alabama**	L, 69-60
Fort Valley State+	W, 82-66
Central Arkansas+	L, 59-58

** - Conference Tournament

+ - Division II South Regional tournament

COACH - SANDRA RUSHING 2001-02 • 13-13, 7-9 GSC

Northwestern State	L, 65-46
Philander Smith	W, 90-69
Oklahoma Panhandle	W, 65-50
Incarnate Word	L, 70-60
St. Mary's	L, 79-53

Lyon College	W, 75-51
Lyon College	L, 83-71
Incarnate Word	W, 58-49
St. Edward's	W, 49-45
Southern Arkansas	W, 67-54
Harding	L, 56-55
Christian Brothers	L, 68-53
Delta State	L, 90-58
Ouachita Baptist	L, 65-52
Philander Smith	W, 124-50
Arkansas Tech	L, 64-60
UA-Monticello	W, 72-39
Central Arkansas	L, 70-64
Southern Arkansas	W, 87-74
Harding	W, 60-57
Christian Brothers	W, 60-46
Delta State	L, 74-59
Ouachita Baptist	L, 72-66
Arkansas Tech	W, 46-44
UA-Monticello	W, 78-60
Central Arkansas	L, 73-68

COACH - DR. DAVID THIGPEN 2000-01 • 7-19, 4-12 GSC

Midwestern State	L, 78-46
Abilene Christian	L, 70-61
Philander Smith	W, 84-79
Philander Smith	L, 69-65
Amer. Univ.-PR	W, 112-45
West Texas A&M	L, 99-67
Wayland Baptist	L, 80-63
UA-Monticello	W, 72-61
Drury	L, 95-61
Rockhurst	L, 69-56
Southern Arkansas	L, 97-71
Harding	L, 76-66
Christian Brothers	L, 61-57
Delta State	W, 61-60
Ouachita Baptist	L, 94-84
Arkansas Tech	L, 74-47
UA-Monticello	W, 74-72
Central Arkansas	L, 63-55
Southern Arkansas	L, 73-70
Harding	W, 58-53
Christian Brothers	W, 52-50
Delta State	L, 70-53
Ouachita Baptist	L, 63-47
Arkansas Tech	L, 66-46
UA-Monticello	L, 79-67
Central Arkansas	L, 80-64

COACH - DR. DAVID THIGPEN 1999-00 • 10-16, 4-10 GSC

St. Edward's	L, 90-82
Central Oklahoma	L, 77-64
Philander Smith	W, 79-57
Chico State	L, 81-63
UC-Davis	L, 97-64
Philander Smith	W, 84-70
Williams Baptist	W, 66-49
Ouachita Baptist	L, 75-69
Jarvis Christian	W, 70-62
Montevallo	W, 72-66
Texas Wesleyan	L, 64-63
Miss.-Women	L, 62-55
Central Arkansas	L, 77-74 (OT)
Delta State	L, 74-71
Christian Brothers	L, 80-67
Southern Arkansas	L, 85-67
Arkansas Tech	L, 72-62
Ouachita Baptist	W, 70-69
Miss.-Women	W, 77-57
UA-Monticello	L, 74-66
Central Arkansas	L, 89-81
Delta State	L, 83-52
Arkansas Tech	L, 74-59
Christian Brothers	W, 77-59
UA-Monticello	W, 68-64
Southern Arkansas	W, 80-66

COACH - DR. DAVID THIGPEN 1998-99 • 9-17, 4-10 GSC

UA-Monticello	L, 76-68
Barry	L, 91-88 (OT)
Florida Southern	L, 90-77
Louisiana College	L, 85-74
Philander Smith	W, 104-84
Texas Wesleyan	W, 74-64
Pittsburg State	L, 84-61
Missouri Southern	L, 69-66
Philander Smith	L, 62-57
Jarvis Christian	W, 70-53
Ouachita Baptist	W, 81-71
Williams Baptist	W, 93-82 (OT)
Southern Arkansas	W, 83-61
Miss.-Women	L, 92-81
Delta State	L, 101-65
Christian Brothers	W, 89-64
Central Arkansas	L, 88-87
Arkansas Tech	L, 70-54
Ouachita Baptist	W, 85-78
UA-Monticello	L, 77-63
Southern Arkansas	L, 83-74
Miss.-Women	L, 80-74
Delta State	L, 82-68
Christian Brothers	L, 86-80
Central Arkansas	W, 93-88
Arkansas Tech	L, 79-55
UA-Monticello	L, 107-85

COACH - DR. DAVID THIGPEN 1997-98 • 4-22, 2-12 GSC

Texas College	W, 82-48
Wiley College	W, 108-74
LeTourneau	L, 72-68
East Texas Baptist	L, 82-72
Cameron	L, 72-66
Central Oklahoma	L, 85-52
Missouri Southern	L, 64-55
Ouachita Baptist	L, 68-55
Pittsburg State	L, 79-66
Emporia State	L, 79-60
Cameron	L, 54-52
Southern Arkansas	L, 57-55
Miss.-Women	W, 61-52
Delta State	W, 86-44
Christian Brothers	L, 89-69
Central Arkansas	L, 70-63
Arkansas Tech	L, 82-38
UA-Monticello	L, 72-47
Ouachita Baptist	L, 66-61
Southern Arkansas	L, 65-47
Miss.-Women	L, 69-60
Delta State	L, 71-33
Christian Brothers	W, 73-67
Central Arkansas	L, 88-77
Arkansas Tech	L, 78-55

COACH - DR. DAVID THIGPEN 1996-97 • 7-21, 4-10 GSC

Jarvis Christian	W, 56-45
Elon	L, 66-64
Elon	L, 72-59
Berry	L, 81-65
Montevallo	L, 76-49
Northeast Okla.	L, 64-51
Cameron	W, 89-49
Texas College	L, 84-68
West Texas A&M	L, 86-55
Emporia State	L, 73-59
St. Mary's	L, 66-55
Ouachita Baptist	L, 68-57
Miss.-Women	L, 68-64
Southern Arkansas	L, 58-57
Christian Brothers	L, 85-53
Delta State	L, 74-34
Arkansas Tech	L, 85-59
Central Arkansas	L, 85-59
UA-Monticello	L, 66-52
Ouachita Baptist	L, 76-60
Miss.-Women	W, 73-68
Southern Arkansas	W, 68-61
Christian Brothers	L, 61-38
Delta State	L, 78-43
Arkansas Tech	L, 81-60
Central Arkansas	W, 79-66
UA-Monticello	W, 60-48
Ala.-Huntsville	W, 61-59
Valdosta State**	L, 79-57

*** - Conference Tournament

COACH - DR. DAVID THIGPEN 1995-96 • 10-15, 7-7 GSC

Pittsburg State	L, 86-69
Texas A&M-Commerce	W, 60-49
Missouri-Rolla	L, 72-48
Hendrix	W, 82-67
Selma	W, 105-17
Montevallo	L, 74-60
Midwestern State	L, 74-56
Cameron	L, 72-65
Ouachita Baptist	L, 62-41
Miss.-Women	W, 53-52
Southern Arkansas	W, 72-62
Mississippi College	L, 70-66
Delta State	L, 100-87
Arkansas Tech	L, 74-63
Central Arkansas	L, 74-63
UA-Monticello	L, 64-51
Southern Arkansas	W, 80-72
Miss. Univ.-Women	W, 71-64
Mississippi College	W, 75-57
Delta State	W, 80-66
Arkansas Tech	L, 81-72
Central Arkansas	L, 80-79
UA-Monticello	L, 82-77
Ouachita Baptist	L, 76-69
Lincoln Memorial**	L, 73-71

*** - Conference Tournament

COACH - DR. DAVID THIGPEN 1994-95 • 21-5, 12-2 GSC

GSC SOUTH WEST DIVISION CHAMPIONS	
Texas Women's	W, 94-78
Central Oklahoma	W, 60-59
Southern Arkansas	W, 92-76
Clarion	L, 64-60
Bloomsburg	W, 97-63
North Florida	W, 69-55
West Texas A&M	W, 82-77
Pittsburg State	L, 84-82
Lyon College	L, 81-69
Northeast Oklahoma	W, 82-71
Oklahoma City	W, 67-52
Texas A&M-Commerce	W, 88-78
Miss. Univ.-Women	W, 85-58
Alabama-Huntsville	W, 73-67
Alabama-Huntsville	W, 88-67
North Alabama	W, 72-49
Miss. Univ.-Women	W, 57-55
North Alabama	W, 77-48
Delta State	W, 93-69
Mississippi College	W, 82-66

Mississippi College	W, 75-71
Delta State	L, 76-55
West Alabama	W, 85-49
Central Arkansas	L, 6

YEAR-BY-YEAR RESULTS

Ouachita Baptist W, 78-68
Williams Baptist W, 66-54
Harding L, 62-61
Lyon L, 65-57
Arkansas Tech L, 87-54
UA-Monticello W, 81-77
Central Arkansas W, 79-75
Univ. of Ozarks W, 86-81
Southern Arkansas W, 82-69
Harding L, 81-68
Ouachita Baptist W, 76-75
Williams Baptist W, 85-80
Univ. of Ozarks** L, 84-55

COACH - DR. DAVID THIGPEN
1989-90 • 2-25, 1-15 AIC

Freed-Hardeman L, 73-65
Bethel College L, 74-70
West Texas State L, 89-49
Southern Colorado L, 74-62
Freed-Hardeman L, 76-72
Bethel College L, 59-56
Lambuth College L, 79-55
Lyon L, 65-54
Arkansas Tech L, 94-41
East Texas Baptist L, 87-77
East Central Okla. L, 85-69
Lambuth College W, 68-65
UA-Monticello L, 114-75
Central Arkansas L, 87-56
Univ. of Ozarks L, 102-61
Southern Arkansas W, 74-68
Ouachita Baptist L, 73-56
Harding L, 82-81
Lyon L, 75-64
Arkansas Tech L, 69-65
UA-Monticello L, 110-85
Central Arkansas L, 79-48
Univ. of Ozarks L, 78-48
Southern Arkansas L, 85-65
Ouachita Baptist L, 88-84
UA-Pine Bluff L, 82-60
Harding L, 72-60

COACH - CHERYL BOWDEN
1988-89 • 8-14, 5-11 AIC

Southeast Okla. L, 73-56
Arkansas Baptist W, 90-74
John Brown W, 71-66
Southeast Okla. W, 74-73
Arkansas Baptist L, 82-77
UA-Monticello L, 79-67
Southern Arkansas L, 61-56
Arkansas State L, 86-54
Univ. of Ozarks W, 77-76
Arkansas Tech L, 94-68
Lyon L, 96-83
Ouachita Baptist W, 96-94
Central Arkansas L, 78-77
Harding L, 69-66
UA-Monticello L, 107-69
Southern Arkansas L, 71-65
Univ. of Ozarks L, 78-53
Arkansas Tech L, 77-54
Lyon W, 92-90
Ouachita Baptist W, 76-72
Central Arkansas L, 99-96
Harding W, 103-70
Arkansas Tech** L, 79-62

COACH - JANE SEVIER/SHIRLEY LAVENDER
1987-88 • 11-12, 6-10 AIC

Arkansas Baptist W, 75-59
Southeast Okla. W, 66-65
Philander Smith W(f), 2-0
John Brown W, 67-61
Pittsburg State L, 81-75
Arkansas Baptist W, 60-59
UA-Little Rock L, 89-69
Southern Arkansas L, 86-80
Univ. of Ozarks W, 63-61
Arkansas Tech L, 95-61
Lyon W, 77-69
UA-Monticello L, 118-82
Ouachita Baptist W, 84-70
Central Arkansas L, 84-55
Harding W, 71-64
UA-Monticello L, 101-82
Southern Arkansas L, 82-71
Univ. of Ozarks L, 72-60
Arkansas Tech L, 91-54
Lyon W, 80-72
Ouachita Baptist W, 99-91
Central Arkansas L, 85-72
Harding L, 74-57

COACH - JANE SEVIER
1986-87 • 4-17-1, 3-15 AIC

Southern Arkansas L, 55-50
Philander Smith W, 81-48
Southeastern Okla. L, 78-77
Arkansas Tech L, 86-50
UA-Pine Bluff L, 73-64
UA-Little Rock L, 65-57
Southern Arkansas L, 79-59
UA-Monticello L, 99-64
Univ. of Ozarks L, 67-60
Harding W, 63-59
Ouachita Baptist W, 69-67
Lyon L, 71-68

UA-Little Rock T, 63-63
Arkansas Tech L, 70-50
UA-Pine Bluff L, 63-45
Southern Arkansas L, 80-71
UA-Monticello L, 80-57
Univ. of Ozarks L, 80-51
Ouachita Baptist L, 57-53
Harding W, 79-70
Lyon L, 69-62
Central Arkansas L, 85-61

COACH - JANE SEVIER
1985-86 • 10-13, 8-12 AIC

Philander Smith W, 85-48
East Texas Baptist W, 66-57
UA-Little Rock W, 75-70
Central Arkansas L, 76-61
UA-Monticello L, 76-58
Harding W, 75-64
Ouachita Baptist W, 72-69
UA-Pine Bluff L, 70-67
Arkansas State L, 56-50
Lyon L, 72-66
Southern Arkansas W, 75-61
Univ. of Ozarks W, 75-66
UA-Little Rock W, 71-44
Arkansas Tech L, 88-68
Central Arkansas L, 62-47
UA-Monticello L, 78-55
Harding W, 71-64
Ouachita Baptist L, 82-61
UA-Pine Bluff L, 78-69
Lyon L, 77-59
Southern Arkansas W, 69-64

COACH - JANE SEVIER
1984-85 • 10-10, 8-8 AIC

Texas A&M-Commerce W, 94-60
East Central (Okla.) L, 62-58
Southeast Okla. L, 61-59
Philander Smith W, 94-22
Central Arkansas W, 71-64
UA-Monticello L, 56-52
Harding W, 89-54
Ouachita Baptist L, 78-67
UA-Pine Bluff L, 85-70
Lyon L, 79-75
Southern Arkansas W, 70-63
Univ. of Ozarks L, 66-62
Arkansas Tech W, 58-55
Central Arkansas L, 71-59
UA-Monticello W, 65-63
Ouachita Baptist W, 78-72
UA-Pine Bluff L, 76-66
Harding W, 69-56
Lyon L, 62-55
Southern Arkansas W, 59-49

COACH - JANE SEVIER
1983-84 • 7-11, 4-10 AIC

ASU-Beebe W, 82-59
East Central Okla. L, 52-45
East Texas Baptist W, 73-71
UA-Little Rock W, 82-69
Lyon L, 61-58
Southern Arkansas W, 71-64
Central Arkansas W, 66-61
UA-Little Rock W, 71-64
Arkansas Tech L, 64-52
Ouachita Baptist W, 60-54
UA-Monticello L, 61-52
Univ. of Ozarks L, 73-65
Lyon L, 82-73
Southern Arkansas W, 85-70
Central Arkansas L, 74-60
Arkansas Tech L, 69-57
Ouachita Baptist L, 66-55
UA-Monticello L, 61-49
Univ. of Ozarks L, 74-69

COACH - JANE SEVIER
1982-83 • 7-10, 7-7 AIC

Ouachita Baptist W, 70-65
Lyon L, 84-76
Southern Arkansas W, 78-71
UA-Pine Bluff W, 69-65
UA-Little Rock L, 71-43
Central Arkansas L, 62-54
Arkansas Tech L, 63-60
UA-Monticello W, 73-72
Ouachita Baptist L, 74-63
Lyon W, 71-64
Southern Arkansas W, 71-61
UA-Pine Bluff W, 78-74
UA-Little Rock L, 88-87
Central Arkansas L, 77-64
Arkansas Tech L, 68-65
Central Arkansas L, 63-61
UA-Monticello L, 76-61

COACH - JANE SEVIER
1981-82 • 6-14, 4-10 AIC

Ouachita Baptist W, 75-71
UA-Monticello L, 70-63
Arkansas Tech L, 75-65
Lyon L, 68-67
Central Arkansas L, 85-74
UA-Pine Bluff L, 69-61
Southern Arkansas W, 78-70
Arkansas State W, 74-69
UA-Little Rock W, 94-74
Centenary L, 93-75

Ouachita Baptist L, 75-70
Arkansas Tech L, 77-59
UA-Monticello L, 82-63
Lyon L, 78-61
Central Arkansas L, 93-76
UA-Pine Bluff L, 61-59
Southern Arkansas W, 80-69
Arkansas State L, 66-56
UA-Little Rock W, 81-68
Arkansas State L, 91-66

COACH - JANE SEVIER
1980-81 • 9-13, 7-13 AIC

Philander Smith W, 81-52
Lyon L, 80-79
UA-Monticello L, 73-63
UA-Pine Bluff W, 74-68
Central Arkansas L, 81-76
Arkansas Tech L, 71-65
Southern Arkansas L, 68-63
UA-Little Rock L, 59-53
Arkansas State L, 59-48
Ouachita Baptist L, 83-72
Philander Smith W, 88-39
Lyon L, 78-73
UA-Monticello W, 103-81
Nebraska-Wesleyan W, 72-68
UA-Pine Bluff W, 90-86
Central Arkansas W, 68-64
Arkansas Tech W, 90-68
Southern Arkansas L, 65-62
UA-Little Rock W, 59-58
Arkansas State L, 61-59
Ouachita Baptist L, 77-72
UA-Monticello L, 93-80

COACH - JANE SEVIER
1979-80 • 7-14, 3-11 AIC

Philander Smith W, 82-45
Lyon L, 56-54
UA-Monticello L, 67-61
Garland Co. CC L, 55-49
UA-Pine Bluff L, 85-65
Central Arkansas W, 80-59
Arkansas Tech L, 74-50
Southern Arkansas L, 82-80
UA-Little Rock W, 61-59
Arkansas State L, 59-34
Ouachita Baptist L, 52-49
Philander Smith W, 75-51
Lyon L, 81-68
UA-Monticello L, 83-77
Ouachita Baptist W, 65-63
UA-Pine Bluff L, 80-63
Central Arkansas L, 65-56
Southern Arkansas W, 79-76
UA-Little Rock W, 75-62
Arkansas Tech L, 61-56
Arkansas State L, 69-60

COACH - JANE SEVIER
1978-79 • 7-13, 5-9 AIC

UA-Pine Bluff L, 71-57
Central Arkansas W, 56-42
Central Arkansas L, 68-66
Southern Arkansas L, 65-58
UA-Little Rock W, 61-55
Arkansas Tech L, 71-50
Ouachita Baptist L, 66-52
Arkansas State L, 69-50
UA-Monticello W, 71-63
Lyon L, 59-43
Garland Co. CC W, 65-64
UA-Pine Bluff L, 73-63
Central Arkansas L, 76-63
Arkansas Tech L, 63-62
UA-Little Rock W, 61-60
Ouachita Baptist L, 75-59
UA-Monticello L, 82-61
Lyon W, 79-74
Arkansas State L, 63-56

COACH - JANE SEVIER
1977-78 • 11-12, 6-8 AIC

Central Arkansas W, 73-54
Southern Arkansas W, 68-48
Arkansas State W, 57-47
UA-Pine Bluff L, 89-70
UA-Monticello W, 88-87
UA-Little Rock W, 82-60
Arkansas Tech W, 73-43
Ouachita Baptist W, 66-65
Lyon W, 66-57
UA-Little Rock W, 71-56
Arkansas State L, 72-68
UA-Monticello L, 77-76
Central Arkansas L, 79-76
Arkansas Tech W, 56-44
Southern Arkansas L, 61-51
Univ. of Ozarks L, 69-55
Ouachita Baptist W, 78-46
Lyon W, 56-54
UA-Pine Bluff L, 78-72
ASU-Beebe L, 67-66
Phillips University L, 84-64
UA-Little Rock W, 61-60
Ouachita Baptist L, 75-59

COACH - JANE SEVIER
1976-77 • 10-11, 7-7 AIC

Ouachita Baptist L, 64-61
Central Arkansas W, 80-53

Southern Arkansas L, 81-68
UA-Little Rock W, 70-61
UA-Monticello L, 80-64
Ouachita Baptist W, 76-49
Arkansas Tech W, 71-64
UA-Pine Bluff W, 79-59
Lyon W, 71-70
UA-Little Rock W, 75-34
Arkansas Tech W, 65-56
Central Arkansas L, 87-66
UA-Pine Bluff L, 95-51
Lyon W, 77-66
Arkansas State L, 52-33
Arkansas State L, 72-66
Southern Arkansas W, 56-49
Central Arkansas L, 64-59
Garland Co. CC L, 55-50
Garland Co. CC L, 49-47

COACH - JANE SEVIER
1975-76 • 11-9-1, 6-8 AIC

UA-Monticello W, 66-52
Lyon L, 70-57
UA-Little Rock T, 33-33
UA-Monticello L, 74-73
Arkansas Tech W, 56-38
Lyon L, 66-61
Arkansas State L, 67-65
UA-Little Rock W, 77-27
Southern Arkansas L, 60-37
Arkansas Tech W, 67-60
UA-Pine Bluff W, 58-35
UA-Monticello L, 71-53
ASU-Beebe W, 65-56
UA-Pine Bluff W, 56-47
Southern Arkansas L, 72-47
Arkansas State W, 62-52
UA-Little Rock W, 62-25
UA-Monticello W, 67-57
Arkansas State L, 75-59
Arkansas Tech W, 67-43
UA-Monticello L, 74-58

COACH - JAN SEVIER
1974-75 • 17-6, 9-5 AIC

Lyon W, 80-58
UA-Monticello L, 60-56
Southern Arkansas L, 88-81
Arkansas Tech W, 89-61
Lyon W, 78-28
Lyon W, 71-41
Arkansas-Little Rock W, 75-46
Arkansas Tech W, 82-52
Arkansas State W, 81-49
ASU-Beebe W, 88-61
Southern Arkansas W, 62-49
UA-Pine Bluff W, 81-44
Arkansas Tech W, 55-47
Southern Arkansas L, 75-60
UA-Monticello L, 74-67
UA-Little Rock W, 72-41
ASU-Beebe W, 82-62
UA-Little Rock W, 92-36
Southern Arkansas L, 87-50
Arkansas Tech W, 77-51
Southern Arkansas W, 89-73
ASU-Beebe W, 62-64

COACH - JANE SEVIER
1973-74 • 13-7-1, 8-5-1 AIC

Temple L, 76-41
UA-Monticello L, 53-47
Arkansas State W, 43-24
Southern Arkansas T, 40-40
ASU-Beebe W, 40-21
UA-Monticello W, 65-53
Arkansas Tech W, 67-40
Arkansas-Pine Bluff W, 72-32
Arkansas Tech W, 74-37
ASU-Beebe L, 55-52
Southern Arkansas L, 46-39

Arkansas-Little Rock W, 66-49
UA-Monticello W, 63-55
Arkansas-Little Rock W, 84-48
Southern Arkansas L, 64-52
ASU-Beebe W, 46-43
Arkansas Tech W, 58-49
UA-Monticello W, 51-46
Southern Arkansas L, 91-56
ASU-Beebe W, 56-50
Southern Arkansas L, 60-45

COACH - JANE SEVIER
1972-73 • 17-2, 8-0 AIC

Arkansas Tech W, 52-29
Ouachita Baptist W, 75-43
Southern Arkansas W, 59-54
Arkansas-Little Rock W, 48-39
Arkansas-Little Rock W, 55-42
ASU-Beebe W, 53-41
Arkansas Tech W, 66-41
Southwest Missouri W, 60-55
Arkansas-Little Rock W, 43-36
Southern Arkansas W, 49-39
Southern Arkansas W, 56-45
ASU-Beebe L, 62-59
Lyon W, 79-27
ASU-Beebe L, 51-48
Arkansas-Little Rock W, 63-32
Arkansas-Pine Bluff W, 63-39
Southern Arkansas W, 45-38
ASU-Beebe W, 51-44
ASU-Beebe W, 62-56

COACH - JANE SEVIER
1971-72 • 12-3, 6-2 AIC

Southern Arkansas W, 42-39
Arkansas-Little Rock W, 77-31
Southern Arkansas L, 43-41
ASU-Beebe L, 46-34
Arkansas Tech W, 55-52
Centenary W, 36-22
Arkansas Tech W, 53-47
Centenary W, 35-24
Arkansas-Little Rock W, 66-44
Arkansas Tech W, 61-52
Arkansas-Little Rock W, 43-31
Southern Arkansas L, 66-59
Arkansas State W, 78-47
Centenary W, 62-31
Phillips County CC W, 57-54



ALL-TIME SERIES RECORDS

OPPONENT	REC.	PCT.	FIRST	SCORE	LAST	SCORE	OPPONENT	REC.	PCT.	FIRST	SCORE	LAST	SCORE
Abilene Christian	0-1	.000	00-01	L, 70-61	00-01	L, 70-61	Minnesota State	0-1	.000	08-09	L, 85-59	08-09	L, 85-59
Alabama-Huntsville	9-2	.818	93-94	W, 77-72	11-12	L, 76-75	Miss. College	4-3	.571	93-94	L, 81-66	16-17	L, 74-72
Alaska-Fairbanks	2-0	1.000	06-07	W, 74-55	09-10	W, 75-61	Miss. Univ.-Women	9-5	.643	93-94	W, 78-63	99-00	W, 77-57
Amer. Univ.-PR	1-0	1.000	00-01	W, 112-45	00-01	W, 112-45	Missouri S&T	1-2	.333	95-96	L, 72-48	14-15	L, 85-68
Anderson College	0-1	.000	04-05	L, 78-70	04-05	L, 78-70	Missouri Southern	3-6	.333	97-98	L, 64-55	23-24	L, 85-68
Angelo State	1-0	1.000	06-07	W, 66-63	06-07	W, 66-63	Missouri Western	1-0	1.000	07-08	W, 66-45	07-08	W, 66-45
Arkansas-Fort Smith	4-5	.444	12-13	L, 79-71	22-23	W, 77-66	Montevallo	4-3	.571	95-96	L, 74-60	08-09	L, 75-69
Arkansas-Little Rock	30-5-2	.811	71-72	W, 77-31	87-88	L, 89-69	Nebraska-Wesleyan	1-0	1.000	80-81	W, 72-68	80-81	W, 72-68
Arkansas-Monticello	43-58	.425	73-74	L, 53-47	23-24	L, 69-57	Newman	1-0	1.000	08-09	W, 72-62	08-09	W, 72-62
Arkansas-Pine Bluff	11-17	.393	72-73	W, 63-39	91-92	W, 82-39	North Alabama	4-6	.400	93-94	L, 71-59	10-11	L, 80-63
Arkansas Baptist	8-1	.875	87-88	W, 75-59	04-05	W, 100-47	North Florida	1-0	1.000	94-95	W, 69-55	94-95	W, 69-55
Arkansas State	6-16	.272	71-72	W, 78-47	10-11	L, 66-47	Northeast Oklahoma	1-1	.500	94-95	W, 82-71	96-97	L, 76-49
ASU-Beebe	11-5	.688	71-72	L, 46-34	83-84	W, 82-59	Northwest Missouri	1-1	.500	16-17	L, 81-66	17-18	W, 75-63
Arkansas Tech	40-74	.350	71-72	W, 55-52	23-24	W, 82-62	Northwestern Okla.	12-10	.545	12-13	W, 70-57	23-24	L, 71-63
Barry	1-1	.000	98-99	L, 91-88	05-06	W, 93-56	Northwestern St.	2-1	.666	01-02	L, 65-46	23-24	W, 69-56
Bacone College	3-0	1.000	17-18	W, 74-47	21-22	W, 112-49	Oklahoma	0-1	.000	04-05	L, 87-44	04-05	L, 87-44
Benedict	1-0	1.000	06-07	W, 67-53	06-07	W, 67-53	Oklahoma Baptist	12-4	.750	15-16	W, 77-74	23-24	W, 63-56
Bethel College	0-2	.000	89-90	L, 74-70	89-90	L, 59-56	Oklahoma City	1-0	1.000	94-95	W, 67-52	94-95	W, 67-52
Berry	0-1	.000	96-97	L, 72-59	96-97	L, 72-59	Okla. Panhandle	2-1	.667	01-02	W, 65-50	11-12	L, 125-111
Bible Baptist	1-0	1.000	10-11	W, 125-40	10-11	W, 125-40	Ouachita Baptist	51-42	.548	72-73	W, 75-43	23-24	W, 78-76
Bloomsburg	1-0	1.000	94-95	W, 97-63	94-95	W, 97-63	Ozarks	2-0	1.000	07-08	W, 81-60	08-09	W, 81-60
UC-Davis	0-1	.000	99-00	L, 97-64	99-00	L, 97-64	Paine	2-0	1.000	04-05	W, 80-72	05-06	W, 77-75
Cal Poly Pomona	1-0	1.000	06-07	W 62-49	06-07	W 62-49	Paul Quinn	1-0	1.000	17-18	W, 75-64	17-18	W, 75-64
Cal. U of Penn.	0-1	.000	03-04	L, 71-62	03-04	L, 71-62	Philander Smith	21-2	.913	79-80	W, 82-45	11-12	W, 83-54
Cameron	1-4	.200	95-96	L, 72-65	07-08	W, 54-52	Phillips Co. CC	1-0	1.000	71-72	W, 57-54	71-72	W, 57-54
Centenary	3-1	.750	71-72	W, 36-22	81-82	L, 93-75	Phillips Univ.	0-1	.000	77-78	L, 84-64	77-78	L, 84-64
Central Arkansas	20-45	.286	76-77	W, 80-53	05-06	W, 77-73 (ot)	Pittsburg State	1-10	.091	87-88	L, 81-75	23-24	L, 95-72
Central Oklahoma	1-3	.250	94-95	W, 60-59	07-08	L, 83-54	Quincy	1-0	1.000	03-04	W, 61-60	03-04	W, 61-60
Champion Christian	1-0	1.000	22-23	W, 69-46	22-23	W, 69-46	Rhema College	1-0	1.000	02-03	W, 132-24	02-03	W, 132-24
Chico State	0-2	.000	99-00	L, 81-63	05-06	L, 67-66	Rockhurst	0-1	.000	00-01	L, 69-56	00-01	L, 69-56
Christian Brothers	22-12	.647	90-91	L, 78-72	21-22	W, 86-45	Rogers State	3-1	.750	15-16	W, 49-48	18-19	W, 86-73
Clark College	1-0	1.000	90-91	W, 101-63	90-91	W, 101-63	Rollins College	1-0	1.000	03-04	W, 73-62	03-04	W, 73-62
Clarion	0-1	.000	94-95	L, 64-60	94-95	L, 64-60	Saginaw Valley	1-0	1.000	06-07	W, 68-59	06-07	W, 68-59
College-Ozarks	1-0	1.000	91-92	W, 79-60	91-92	W, 79-60	Saint Cloud State	0-1	.000	08-09	L, 78-54	08-09	L, 78-54
Delta State	15-28	.348	91-92	L, 81-64	23-24	W, 106-98 (2ot)	Saint Mary's	1-2	.333	92-93	W, 92-62	01-02	L, 79-53
Dillard Univ.	1-0	1.000	92-93	W, 86-74	92-93	W, 86-74	Saint Edward's	1-1	.500	99-00	L, 90-82	01-02	W, 49-45
Drury	0-4	.000	00-01	L, 95-61	08-09	L, 90-62	Selma	1-0	1.000	95-96	W, 105-17	95-96	W, 105-17
East Central (OK)	14-14	.500	83-84	L, 52-45	23-24	W, 85-68	Sioux Falls	1-0	1.000	18-19	W, 75-63	18-19	W, 75-63
East Texas Baptist	4-3	.571	83-84	W, 73-71	97-98	L, 82-72	S. Carolina-Aiken	2-0	1.000	04-05	W, 63-56	10-11	W, 62-57
Ecclesia	1-0	1.000	09-10	W, 81-49	09-10	W, 81-49	Southeast Missouri	0-2	.000	02-03	L, 85-55	05-06	L, 79-66
Elon	0-1	.000	96-97	L, 66-64	96-97	L, 66-64	Southeastern Okla.	18-12	.600	84-85	L, 61-59	23-24	W, 75-66
Emporia St.	1-6	.142	96-97	L, 86-55	23-24	W, 80-67	Southern Arkansas	63-52-1	.543	71-72	W, 42-39	23-24	W, 81-60
Evangel	1-0	1.000	03-04	W, 59-56	03-04	W, 59-56	Southern Colorado	0-1	.000	89-90	L, 74-62	89-90	L, 74-62
Ferris State	1-0	1.000	03-04	W, 95-83	03-04	W, 95-83	Southern Nazarene	11-14	.440	12-13	L, 64-60	23-24	L, 70-61
Flagler	1-0	1.000	07-08	W, 82-44	07-08	W, 82-44	Southwest Baptist	2-6	.333	93-94	L, 73-66	18-19	W, 96-83
Florida Southern	1-1	.500	98-99	L, 90-77	04-05	W, 75-50	Southwest Missouri	1-0	1.000	72-73	W, 60-55	72-73	W, 60-55
Ft. Lewis	1-0	1.000	93-94	W, 88-51	93-94	W, 88-51	Southwestern Okla.	11-20	.354	09-10	W, 92-74	23-24	W, 71-55
Ft. Valley State	2-0	1.000	02-03	W, 82-66	03-04	W, 60-42	Tarkio College	1-0	1.000	90-91	W, 82-67	90-91	W, 82-67
Freed-Hardeman	0-2	.000	89-90	L, 73-65	89-90	L, 76-72	Temple	0-1	.000	73-74	L, 76-41	73-74	L, 76-41
Gannon	0-1	.000	09-10	L, 81-75	09-10	L, 81-75	Texas A&M-Com.	8-3	.727	93-94	W, 89-66	16-17	L, 65-60
Garland Co. CC	0-4	.000	76-77	L, 55-50	79-80	L, 55-49	Texas A&M-Inter.	3-0	1.000	09-10	W, 73-69	11-12	W, 89-75
Harding	32-38	.457	84-85	W, 89-54	23-24	L, 92-84	Texas College	2-0	1.000	96-97	W, 89-49	97-98	W, 82-48
Harris-Stowe	4-0	1.000	05-06	W, 73-28	09-10	W, 84-63	Texas-Kingsville	1-1	.500	93-94	L, 66-63	14-15	W, 70-57
Hendrix	2-0	1.000	95-96	W, 82-67	13-14	W, 80-44	Texas-Permian Basin	1-1	.500	11-12	W, 80-59	11-12	L, 84-65
Huston Tillotson	2-0	1.000	06-07	W, 88-57	06-07	W, 62-55	Texas-Tyler	2-0	1.000	21-22	W, 73-65	22-23	W, 67-57
Incarnate Word	1-1	.500	01-02	L, 70-60	01-02	W, 58-49	Texas Wesleyan	1-2	.333	98-99	W, 74-64	09-10	L, 62-56
IU-Fort Wayne	1-0	1.000	93-94	W, 66-59	93-94	W, 66-59	Texas Woman's	3-3	.500	94-95	W, 94-78	23-24	W, 71-69
Jarvis Christian	4-0	1.000	96-97	W, 56-45	04-05	W, 92-45	Tougaloo	1-0	1.000	09-10	W, 100-79	09-10	W, 100-79
John Brown	3-0	1.000	87-88	W, 67-61	90-91	W, 71-61	Union University	0-1	.000	91-92	L, 79-63	91-92	L, 79-63
Lambuth	4-2	.667	89-90	L, 79-55	10-11	W, 88-60	Univ. of the Ozarks	7-13	.350	77-78	L, 69-55	92-93	L, 76-64
Lane	1-0	1.000	05-06	W, 107-61	05-06	W, 107-61	Valdosta State	3-3	.500	96-97	L, 79-57	08-09	L, 76-66
Lees-McRae	1-0	1.000	91-92	W, 79-64	91-92	W, 79-64	Wayland Baptist	0-1	.000	00-01	L, 80-63	00-01	L, 80-63
LeMoyne-Owen	3-0	1.000	04-05	W, 94-51	12-13	W, 72-47	Wayne State	1-0	1.000	06-07	W, 75-63	06-07	W, 75-63
LeTourneau	3-1	.750	97-98	L, 72-68	12-13	W, 101-58	West Alabama	9-3	.750	93-94	W, 74-66	10-11	L, 72-66
Lincoln	1-0	1.000	15-16	W, 94-86	15-16	W, 94-86	West Florida	6-3	.667	92-93	W, 89-72	11-12	W, 76-70
Lincoln-Memorial	1-1	.500	95-95	L, 73-71	03-04	W, 56-44	West Georgia	3-2	.600	04-05	W, 75-62	10-11	W, 70-60
Lindenwood Univ.	1-0	1.000	91-92	W, 59-47	91-92	W, 59-47	West Texas A&M	1-5	.167	89-90	L, 89-49	00-01	L, 99-67
Louisiana College	0-1	.000	98-99	L, 85-74	98-99	L, 85-74	Wiley College	5-0	1.000	91-92	W, 76-47	18-19	W, 61-45
Lyon College	19-28	.404	72-73	W, 79-27	13-14	W, 68-55	Williams Baptist	8-0	1.000	90-91	W, 66-54	11-12	W, 75-52
McMurry	1-0	1.000	12-13	W, 87-82	12-13	W, 87-82	Wisconsin-Lutheran	1-0	1.000	90-91	W, 88-58	90-91	W, 88-58
Midwestern St.	2-2	.500	95-96	L, 74-56	19-20	W, 84-73	Wisconsin-Parkside	1-1	.500	91-92	W, 83-76	04-05	L, 64-53

