

SCHEDULE



SEPT. 1, 2016 • W, 13-11
SOUTHEASTERN OKLAHOMA
Arkadelphia, Ark.
CHS/Ruggles Field • 5013



SEPT. 10, 2016 • W, 34-7
at East Central
Ada, Okla.
Norris Field • 3140



SEPT. 17, 2016 • W, 62-23
NORTHWESTERN OKLAHOMA
Arkadelphia, Ark.
CHS/Ruggles Field • 5138



SEPT. 24, 2016 • W, 45-17
at Southwestern Oklahoma
Weatherford, Okla.
Fast Lane Field • 2663



OCT. 1, 2016 • W, 27-20
at Arkansas Tech
Russellville, Ark.
Thone Stadium • 6758



OCT. 8, 2016 • L, 35-3
HARDING
Arkadelphia, Ark.
CHS/Ruggles Field • 6026



OCT. 15, 2016 • W, 45-17
ARKANSAS-MONTICELLO
Arkadelphia, Ark.
CHS/Ruggles Field • 3210



OCT. 22, 2015 • 2 P.M.
vs. SOUTHERN ARKANSAS
El Dorado, Ark.
Memorial Stadium • 5000



OCT. 29, 2016 • 2 P.M.
OKLAHOMA BAPTIST
Arkadelphia, Ark.
CHS/Ruggles Field • 9600



NOV. 5, 2016 • 1 P.M.
at Southern Nazarene
Bethany, Okla.
SNU Field • 2500



NOV. 12, 2016 • 1 P.M.
OUACHITA BAPTIST
Arkadelphia, Ark.
CHS/Ruggles Field • 9600

GAME 8: OCT. 22, 2016 • 2 P.M.



HENDERSON STATE (6-1) vs.
SOUTHERN ARKANSAS (5-2)

MEMORIAL STADIUM • EL DORADO, ARK. • 5,000

REDDIES FACE SAU IN MURPHY USA CLASSIC

Henderson State will travel to El Dorado, Ark. to take part in the Eighth Annual Murphy USA Football Classic on Saturday against Southern Arkansas with kickoff slated for 2 p.m. at Memorial Stadium. The Reddies will be making their third appearance in the event having won the prior two games. Southern Arkansas will be playing for the sixth time winning for the first time last year with a 32-28 victory over Ouachita Baptist.

REDDIE REPORT

Henderson State got back to winning form last week with a 45-17 win over Arkansas-Monticello to improve to 6-1 on the season. The Reddies compiled 513 yards of offense on 55 plays averaging 9.3 yards per play.

Andrew Black completed 6-of-12 passes for 70 yards while rushing for 90 yards on five carries including a 62-yards touchdown run.

Black has completed 79-of-126 passes for 940 yards and three scores this season. The sophomore from Tyler, Texas is third in rushing for the Reddies having carried the ball 52 times for 316 yards.

Evan Lassiter entered the game in the second half at quarterback for Henderson and completed 5-of-8 passes for 121 yards. The senior from Coral Springs, Fla. has completed 57-of-86 passes for 691 yards this season and has recorded five touchdown tosses.

The Reddies totaled 295 yards rushing a week ago against UAM with **Jeremy Wilson** leading the way with 98 yards on 10 carries with a pair of touchdowns including a season-long of 78 yards. Wilson leads Henderson's ground game averaging 70.6 yards per game including eight touchdowns.

Jaquan Cole also had a solid game with 76 yards on six carries and two touchdowns. Cole has totaled 346 yards on 62 attempts this season and has scored four touchdowns.

Courtney Whitehead continues to lead the Reddie receivers with 33 catches for 493 yards. **Austin Bennett** has 18 receptions for 216 yards, while **Jacoby Lewis** has 23 catches for 174 yards.

Henderson's defense recorded six tackles for loss and 11 pass breakups against UAM a week ago.

Cameron Sonnier leads the Reddies defensively with 65 tackles including a league-best 8.5 tackles for lost yardage. Sonnier has compiled 27 tackles the past two games. **Sheldon Watson** leads the league in interceptions with four while having 33 tackles, three pass breakups and a fumble recovery.

GAME DAY FORECAST • OCT. 22



TEMPERATURE: 73 High

PRECIPITATION: 10%

SKIES: Sunny

SUNRISE: 7:20 a.m.

47 Low

HUMIDITY: 54%

WIND: N at 7

SUNSET: 6:28 p.m.

SAU FACTS



Bill Keopple
Head Coach



• QUICK FACTS •

LOCATION: Magnolia, Ark.
FOUNDED: 1909
ENROLLMENT: 4,193
ATHLETIC DIRECTOR: Steve Browning
COLORS: Royal Blue and Gold
STADIUM: Wilkins Stadium

• COACHING STAFF •

HEAD COACH: Bill Keopple
ALMA MATER: Central Arkansas (1982)
RECORD AT SAU: 38-41 (8th)
CAREER RECORD: 38-41 (8th)
ASSISTANT COACHES:
Landon Keopple Offensive Coordinator
Josh Lawson Defensive Coordinator
Maclin Chermak Defensive Backs
Wade Henderson Defensive Line
Boomer Cunningham Offensive Line
Beaux Gipson Wide Receivers
Nicholas Sanders Running Backs

• TEAM INFORMATION •

2015 Record 7-4
GAC Record: 7-4 (5th)
LETTERMEN RETURNING: 41
LETTERMAN LOST: 22
STARTERS RETURNING: 16
STARTERS LOST: 8

• 2016 SCHEDULE •

S1 at Southwestern Oklahoma W, 21-17
S10 Northwestern Oklahoma W, 33-14
S17 at Harding L, 35-14
S24 Arkansas Tech W, 28-21
O1 Southern Nazarene W, 37-20
O8 at Oklahoma Baptist W, 52-7
O15 at Ouachita Baptist L, 40-37 (4ot)
O22 vs. Henderson State 2 p.m.
O29 Southeastern Oklahoma 2 p.m.
N5 at East Central 2 p.m.
N12 at Arkansas-Monticello 3 p.m.

SAU PREVIEW

Southern Arkansas enters the game with a 5-2 record overall after last week's four overtime loss to Ouachita Baptist.

SAU is second in the GAC in total offense averaging 448.6 yards per game. **Barrett Renner** is one of the top quarterbacks in the GAC ranking second averaging 270.7 yards passing per game. The sophomore has completed 161-of-253 passes and has totaled 12 touchdowns. Last year against the Reddies Renner completed 28-of-42 for 256 yards and two scores.

Michael Nunnery leads the SAU ground game having rushed for 579 yards on 113 attempts. Nunnery carried the ball 16 times for 44 yards a year ago against the Reddies.

SAU has one of the best receiving corps in the GAC. **Jonathan Weisheit** leads the team with 37 receptions for 406 yards while **Karonce Higgins** has 394 yards on 27 catches.

Tanner Hudson is also a threat having 29 catches for 360 yards.

The SAU defensive ranks second in total defense allowing 319.1 yards per contest. The Muleriders lead the GAC in pass defense surrendering just 137.7 yards per game including a league best 11 interceptions.

The defense is led by junior rover **Elgin Moore** who has 50 tackles including four tackles for lost yardage. **Q'Niko Thomas** has 39 tackles and a pair of interceptions at his free safety position. Linebacker **Corey Jenkins** has 38 total stops and ranks second in the GAC in tackles for loss with 8.0.

THE SERIES VS. SAU

Southern Arkansas and Henderson State meet for the 78th time in a series which dates back to 1919. The Reddies have a 44-33-1 lead in the series including winning the last nine straight.. Henderson State won last year 29-28 in Arkadelphia. **Coach Scott Maxfield** is 9-1 all-time against SAU with the lone loss being a 35-23 setback in 2005. The Reddies recorded a 55-41 win over SAU in the Murphy USA Classic in 2014.

GAC STANDINGS

TEAM	GAC RECORD			OVERALL RECORD			Stk.
	W	L	Pct.	W	L	Pct.	
Harding	7	0	1.000	7	0	1.000	W7
Henderson State	6	1	.857	6	1	.857	W1
Southern Arkansas	5	2	.714	5	2	.714	L1
Arkansas Tech	4	3	.571	4	3	.571	W2
Ouachita Baptist	4	3	.571	4	3	.571	W1
Southeastern Okla.	4	3	.571	4	3	.571	L1
Northwestern Okla.	3	4	.429	3	4	.429	W1
Southwestern Okla.	3	4	.429	3	4	.429	W3
Arkansas-Monticello	2	5	.286	2	5	.286	L2
Oklahoma Baptist	2	5	.286	2	5	.286	L3
East Central	1	6	.143	1	6	.143	L4
Southern Nazarene	1	6	.143	1	6	.143	L1

THURSDAY

Harding at East Central 6 p.m.
Oklahoma Baptist at Southwestern Oklahoma 6 p.m.

SATURDAY

Arkansas Tech at Southeastern Oklahoma 2 p.m.
Ouachita Baptist at Arkansas-Monticello 3 p.m.
Southern Nazarene at Northwestern Oklahoma 4 p.m.

AFCA TOP 25 POLL

Rk	School (1st votes)	Rec.	Pts.	Prev.
1.	NW Missouri St. (30)	7-0	750	1
2.	Grand Valley St. (Mich.)	7-0	717	2
3.	Shepherd (W.Va.)	6-0	689	3
4.	Midwestern St. (Texas)	6-0	660	4
5.	Tuskegee (Ala.)	6-0	619	5
6.	Sioux Falls (S.D.)	7-0	596	6
7.	Harding (Ark.)	7-0	537	8
8.	California (Pa.)	6-0	536	7
9.	Texas A&M-Commerce	5-1	496	9
10.	North Alabama	4-1	494	10
11.	Ashland (Ohio)	6-1	458	11
12.	Emporia St. (Kan.)	6-1	390	12
13.	Indiana (Pa.)	5-1	387	13
14.	LIU-Post (N.Y.)	7-0	343	14
15.	Henderson St. (Ark.)	6-1	333	15
16.	Valdosta St. (Ga.)	5-1	294	17
17.	Azusa Pacific (Calif.)	6-1	239	19
18.	Assumption (Mass.)	6-1	230	18
19.	Florida Tech	5-1	203	20
20.	UNC-Pembroke	6-1	181	21
21.	Bemidji St. (Minn.)	6-1	148	22
22.	Wayne St. (Mich.)	6-1	141	25
23.	Fairmont St. (W.Va.)	7-0	87	NR
24.	Minnesota-Duluth	6-1	56	NR
25.	Ferris St. (Mich.)	5-2	53	NR

Dropped Out: Slippery Rock (Pa.) (16), Colorado Mesa (23), West Georgia (24).

Others Receiving Votes: Newberry (S.C.), 48; Slippery Rock (Pa.), 25; Colorado School of Mines, 11; Central Missouri, 9; Wingate (N.C.), 7; Southwest Baptist (Mo.), 6; Central Washington, 4; West Alabama, 2; Notre Dame (Ohio), 1.

D2FOOTBALL.COM TOP 25

RK	TEAM	REC	LW
1	Northwest Missouri	7-0	1
2	Grand Valley	7-0	2
3	North Alabama	4-1	3
4	Shepherd	6-0	4
5	Midwestern State	6-0	5
6	Sioux Falls	7-0	6
7	Emporia State	6-1	7
8	Ashland	6-1	8
9	Texas A&M-Commerce	5-1	9
10	Tuskegee	6-0	10
11	California	6-0	11
12	Harding	7-0	12
13	IUP	5-1	13
14	Minnesota Duluth	6-1	14
15	Central Missouri	5-2	15
16	Valdosta State	5-1	16
17	Henderson State	6-1	18
18	LIU-Post	7-0	19
19	Azusa Pacific	6-1	20
20	Bemidji State	6-1	21
21	Ferris State	5-2	24
22	Wayne State (Mich.)	6-1	25
23	UNC-Pembroke	6-1	NR
24	Florida Tech	5-1	NR
25	Fairmont State	7-0	NR

LAST YEAR vs. SOUTHERN ARKANSAS

Dallas Hardison's 6-yard touchdown run on the last play of the game lifted Henderson State to a 29-28 win over Southern Arkansas. Hardison orchestrated a 15-play, 94-yard drive in the final 1:40 for the win.

With Henderson trailing 28-23 and the Reddies without a timeout, Hardison worked the sidelines with numerous short passes to **Corey Chappell** and **Mark Czaus**. After Hardison converted a 4th-down on a six yard run, he hit **JaVante Mack** on a 28-yard crossing route down to the SAU 38.

Under pressure, Hardison later found **Joseph Snapp** for a 20 yard gain down to the Mulerider 12. With 3 seconds remaining, Hardison was flushed out of the pocket but saw daylight to his left and raced for the pylon crossing the goal line as time expired.

The Reddies scored on their opening possession of the game moving the ball 69 yards on 16 plays with **Houston Ray** finishing the drive with a 20-yard field goal to put Henderson on top 3-0 with 7:01 left in the opening quarter.

Southern Arkansas also scored on its opening drive as the Muleriders drove 73 yards on 13 plays with Michael Nunnery plunging in from 1-yard out.

HSU regained the lead early in the second quarter when Cole scored on a 1-yard run.

SAU would go on top 14-10 when Barrett Renner hit William McKnight for an 8-yard touchdown with 9:10 left in the half. SAU would make the score 21-10 late in the half as McKnight rushed for a 5-yard score

Trailing 21-10, **Jacoby Lewis** returned Bradford Grems kickoff 75 yards to the SAU 18. The Reddies would settle for a 41-yard field goal by Ray.

The only scoring in the third quarter came on a 42-yard field goal by Ray.

SAU would again put together another lengthy drive covering 82 yards on 17 plays with Renner hitting Garrett Turnbull for a 2-yard score.

Henderson would quickly move the ball down field on its next possession with Cole scoring his second touchdown of the game from 5 yards out to cut the deficit to 28-23 with 11:21 to play.

BOX SCORE

Score by Quarters	1	2	3	4	Total
Southern Arkansas	7	14	0	7	28
Henderson State	3	10	3	13	29

Qtr Time Scoring play

1st	07:01	HSU - Houston Ray 20 yd field goal, 16-69 7:59
	00:47	SAU - Michael Nunnery 1 yd run (Bradford Grems kick), 13-73 6:14
2nd	12:17	HSU - Jaquan Cole 1 yd run (Houston Ray kick), 3-7 0:54
	09:10	SAU - W. McKnight 8 yd pass from Barrett Renner (Bradford Grems kick), 3-20 1:13
	01:17	SAU - W. McKnight 5 yd run (Bradford Grems kick), 11-78 4:36
	00:18	HSU - Houston Ray 41 yd field goal, 4-6 0:59
3rd	06:23	HSU - Houston Ray 42 yd field goal, 13-49 5:50
4th	14:26	SAU - G. Turnbull 2 yd pass from Barrett Renner (Bradford Grems kick), 17-82 6:57
	11:21	HSU - Jaquan Cole 5 yd run (Houston Ray kick), 11-63 3:05
	00:00	HSU - Dallas Hardison 6 yd run (TEAM rush failed), 15-94 1:40

	SAU	HSU
FIRST DOWNS	21	19
RUSHES-YARDS(NET)	32-90	40-116
PASSING YDS (NET)	256	229
Passes Att-Comp-Int	42-28-1	36-21-1
TOTAL OFFENSE PLAYS-YARDS	74-346	76-345
Fumble Returns-Yards	0-0	1-19
Punt Returns-Yards	1-0	2-3
Kickoff Returns-Yards	5-92	5-154
Interception Returns-Yards	1-45	1-12
Punts (Number-Avg)	3-23.3	1-47.0
Fumbles-Lost	3-1	1-1
Penalties-Yards	7-50	6-45
Possession Time	31:43	28:17
Third-Down Conversions	10 of 15	8 of 18
Fourth-Down Conversions	1 of 2	4 of 6
Red-Zone Scores-Chances	4-5	5-6
Sacks By: Number-Yards	2-8	0-0

RUSHING: Southern Arkansas-Michael Nunnery 16-44; Barrett Renner 8-39; W. McKnight 6-7; TEAM 1-0; Tevin McDonald 1-0. Henderson State-Jaquan Cole 22-73; Dallas Hardison 10-28; Ryan McDonald 5-7; Andrew Black 2-6; Corey Chappell 1-2.

PASSING: Southern Arkansas-Barrett Renner 28-42-1-256. Henderson State-Dallas Hardison 21-36-1-229.

RECEIVING: Southern Arkansas-J. Weisheit 9-86; Sidney Moore 7-58; Tevin McDonald 3-27; Tanner Hudson 3-25; Karonec Higgins 2-35; Jaylon Dews 1-10; W. McKnight 1-8; Jared Brown 1-5; G. Turnbull 1-2. Henderson State-Jaquan Cole 7-43; Mark Czaus 4-19; Joseph Snapp 3-42; Corey Chappell 2-55; JaVante Mack 2-33; Jacoby Lewis 2-11; Jalen Jones 1-26.

HOME RECORD SINCE 1994

Year	Conference	All
1994	1-3 Gulf South	2-4
1995	3-1 Gulf South	3-3
1996	1-3 Gulf South	2-3
1997	2-2 Gulf South	2-2
1998	0-4 Gulf South	1-4
1999	2-3 Gulf South	2-3
2000	0-4 Gulf South	1-4
2001	1-4 Gulf South	1-4
2002	3-2 Gulf South	3-3
2003	1-3 Gulf South	2-3
2004	0-5 Gulf South	0-5
2005	2-2 Gulf South	3-2
2006	4-0 Gulf South	5-0
2007	3-1 Gulf South	3-1
2008	1-3 Gulf South	2-3
2009	3-2 Gulf South	3-2
2010	4-0 Gulf South	5-0
2011	1-1 Great American	2-2
2012	4-0 Great American	5-1
2013	5-0 Great American	6-1
2014	3-2 Great American	3-2
2015	5-2 Great American	4-1
2016	3-1 Great American	3-1
TOTAL	54-48	66-54

HENDERSON HISTORY AT MURPHY USA CLASSIC

- Henderson first played in the Murphy USA Classic in 2013 when the Reddies faced Arkansas Tech. Henderson came away with a 45-14 victory over the Wonder Boys. **Kevin Rodgers** completed 19-of-31 passes, for 358 yards and three touchdown strikes in the victory. Wide receiver **Darius Davis** had 156 yards on four receptions, including touchdown catches of 45 and 83 yards. The Reddie defense limited the ATU offense to 306 yards of total offense. The Wonder Boys were held to 26 yards rushing on 29 attempts. **Chris King** led the Reddies with 11 tackles, including a pass breakup.
- The 2014 Murphy USA Classic was a game that featured the two top offenses in the GAC and it lived up to the hype as Henderson beat Southern Arkansas 55-41 to win. **Kevin Rodgers** completed 25-of-46 passes for 509 yards and 5 touchdown tosses. **Darius Davis** had 5 receptions for 173 yards and a pair of touchdowns. Defensively **Josh Davis** returned to his hometown and had a career-high 14 tackles to lead the Reddies. The El Dorado product had two tackles for lost yardage, a sack and three quarterback hurries.

THE TURNOVER BATTLE

Henderson has played 51 GAC games and the Reddies have a 28-1 record when committing fewer turnovers than their opponents. The lone loss was a 16-13 setback in HSU's second-ever GAC game in 2011. The Reddies have won 27 straight GAC contests when having less turnovers. Henderson is 7-1 against GAC foes when they have the same amount of turnovers with the lone loss being to Ouachita Baptist in 2014. The Reddies are 12-3 when they commit more turnovers including a pair of losses to Harding and a 2015 loss to East Central.

PLAYERS OF THE WEEK




CAMERON SONNIER
GAC Defensive POW
Sept. 1 vs Southeastern

Named GAC Defensive Player of the Week after having a career-best 12 tackles against Southeastern Oklahoma.



BEN JOHNSON
GAC Defensive POW
Sept. 10 vs East Central

Named GAC Co-Defensive Player of the Week after racking up seven tackles, four sacks, 3.5 tackles for loss and forcing a tone-setting fumble early in the first quarter on a strip of East Central quarterback Jackson Lamb.



EVAN LASSITER
GAC Offensive POW
Oct. 1 vs Arkansas Tech

Evan Lassiter came up huge for Henderson on the road in his first career start, going 26-37 through the air for 311 yards and two touchdowns to pace the Reddies' offensive attack.

LIFE IN THE RED ZONE

Last week against Arkansas-Monticello, the Reddies were in the RED ZONE three times and scored each time with two touchdowns and a field goal. On the year, Henderson is 27-of-34 in the RED ZONE for a 79.4% success rate which ranks sixth in the GAC. The Reddies are third in RED ZONE defense with opponents having a success rate of 70.8 percent (17-of-24).

BEHIND THE CHAINS

Henderson State's defense has totaled 50 tackles for lost yardage which leads the GAC with Northwestern Oklahoma having 48 TFLs. The Reddies also lead the league in quarterback sacks with 19. The HSU record for tackles for loss in a season is 89 set in 2012 and again in 2014. Last year Henderson totaled 79 tackles for lost yardage with **Josh Davis** leading the team with 15.0. Individually **Cameron Sonnier** leads the team and is tied for the GAC with 7.0 tackles for loss, while **Terrance Bailey** has 6.0 and **Sam Johnson** has 5.0. Johnson also has 5.0 quarterback sacks which leads the GAC.

PAST MURPHY USA RESULTS

YEAR	WINNER	LOSER	SCORE	ATTN
2009	Arkansas-Monticello	Southern Arkansas	17-6	4818
2010	Arkansas-Monticello	Southern Arkansas	28-23	4189
2011	Ouachita Baptist	Arkansas-Monticello	38-20	6372
2012	Harding	Southern Arkansas	23-20	3321
2013	Henderson State	Arkansas Tech	45-14	4619
2014	Henderson State	Southern Arkansas	55-41	4987
2015	Southern Arkansas	Ouachita Baptist	32-28	4872

HSU FACTS



Scott Maxfield
Head Coach



• QUICK FACTS •

LOCATION: Arkadelphia, Ark.
FOUNDED: 1890
ENROLLMENT: 3,634
PRESIDENT: Dr. Glen Jones
ATHLETIC DIRECTOR: Shawn Jones
COLORS: Red and Gray
STADIUM: Carpenter-Haygood Stadium

• COACHING STAFF •

HEAD COACH: Scott Maxfield
ALMA MATER: Louisiana Tech (1984)
RECORD AT HSU: 86-41 (12th)
CAREER RECORD: 115-53 (16th)
ASSISTANT COACHES:
Matt Gordon Defensive Coordinator
Jeremiah Fiscus Offensive Coordinator
Darren Drago Linbackers
Kenrick Burns Corners
Ryan Lusby Inside Receivers
Dom Mirocke Outside Receivers
Taylor Paxton Tight Ends/Fullbacks

• TEAM INFORMATION •

2015 Record 11-2
GAC Record: 10-1 (First)
LETTERMEN RETURNING: 51
LETTERMAN LOST: 18
STARTERS RETURNING: 15
STARTERS LOST: 7

DEPARTMENT OF DEFENSE

Henderson State's defense has allowed just 130 total points, while opponents are averaging just 335.0 yards of offense per game which ranks fourth in GAC play.

Arkansas-Monticello is the only team this season to total more than 400 yards of offense this season. The Weevils compiled 410 yards against the Reddies including a season-high 305 yards passing. The best performance was against Southeastern Oklahoma with the Storm managing just 269 yards.

WHAT'S THIS . . . HENDERSON RUNNING THE BALL

Since 2010, Henderson has been known as a passing team with the help of quarterbacks like Nick Hardesty and Kevin Rodgers.

From 2010 to 2014 the Reddies averaged more than 200 yards passing per game including 300 or more yards four seasons. Those same five years, the Reddies never averaged more than 150 yards rushing per game.

Thus far in 2016, Henderson is averaging 177.7 rushing yards per game and 236.9 yards passing per contest.

ELEMENTARY, MY DEAR WATSON

Henderson safety **Sheldon Watson** has been a major impact player for the Reddies defense. The sophomore from Palestine, Texas has recorded four interceptions which leads the GAC. Against Southwestern Oklahoma he recorded a 74-yard "Pick 6". A week earlier he had a 44-yard "Scoop-and-Score" against Northwestern Oklahoma. In his first year with the Reddies in 2015, Watson totaled 42 tackles and set a HSU and GAC record with a 100-yard interception return for a score against Oklahoma Baptist.

GIVING THEM THE BOOT

Punter **Cody Mikell** has been impressive to start the season. Against East Central he averaged 47.7 yards per kick including a 59-yard and 53-yard boot. In fact, five of his six punts were for 40 yards or more with two being downed inside the 20. For the year, the junior from Poplarville, Miss. has totaled 25 punts and leads the GAC with an average of 43.2 yards per kick including seven inside the 20 and five kicks of 50 yards or more.

LIKE FATHER, LIKE SON

Freshman defensive end **Robert Thomas** is following his father's footsteps and is already doing the name proud. The son of former Reddie and Dallas Cowboy **Robert Thomas IV**, Thomas has been used in short yardage situations on offense having scored a rushing touchdown in three games. Defensively, the product of Cedar Hill, Texas has nine tackles including one for lost yardage.

The elder Thomas was middle linebacker for the Reddies from 1993 to 1996. He closed out his collegiate career as the school's all-time leading tackler with 388 tackles. He was named the Gulf South Conference Defensive Player of Year in 1995 and earned All-GSC honors in 1995 and 1996. In 1996, he was a finalist for the Harlon Hill Trophy.

Thomas was signed as a free agent by the Dallas Cowboys in 1998. During his time with the Cowboys, he served primarily as **Emmitt Smith's** lead blocker for four of his five seasons, eventually paving the way as Smith ran for 109 yards on 24 carries, while becoming the NFL's all-time leading rusher versus the Seattle Seahawks on October 27, 2002.

2017 TENTATIVE SCHEDULE

Sept. 2	at Harding
Sept. 9	Arkansas Tech
Sept. 16	Northwestern Oklahoma
Sept. 23	at Southwestern Okla.
Sept. 30	Southern Nazarene
Oct. 7	at Oklahoma Baptist
Oct. 14	at Southeastern Oklahoma
Oct. 21	East Central
Oct. 28	Southern Arkansas
Nov. 4	at Arkansas-Monticello
Nov. 11	at Ouachita Baptist

ALL-TIME RECORDS

• GREAT AMERICAN CONFERENCE TEAMS •

RK. TEAM	W-L-T	PCT.
1. Arkansas Tech	553-373-43	.593
2. Henderson State	504-441-42	.532
3. Ouachita Baptist	502-444-43	.529
4. East Central	482-505-37	.489
5. Southeastern Okla.	475-478-44	.498
6. Southern Arkansas	460-431-30	.516
7. Southwestern Okla.	457-486-36	.485
8. Northwestern Okla.	410-456-35	.494
9. Arkansas-Monticello	390-527-25	.427
10. Harding	317-301-18	.513
11. Oklahoma Baptist	131-117-16	.527
12. Southern Nazarene	77-97-0	.443

• ARKANSAS TEAMS •

RK. TEAM	W-L-T	PCT.
1. Arkansas	705-486-40	.589
2. Central Arkansas	565-382-42	.593
3. Arkansas Tech	553-373-43	.593
4. Henderson State	504-441-42	.532
4. Ouachita Baptist	502-444-43	.529
6. Arkansas State	465-483-37	.492
7. Southern Arkansas	460-431-30	.516
8. Arkansas-Monticello	390-527-25	.427
9. UA-Pine Bluff	348-485-45	.423
10. Harding	317-301-18	.513

ARKANSAS' BEST

Since 2010, Henderson State has the best record among all football playing schools in the state of Arkansas. The Reddies are 60-15 for a winning percentage of .800. Harding follows at 51-21 (.708) with Ouachita Baptist next having a 47-22 record (.681).

ARKANSAS TEAMS SINCE 2010

1. Henderson State	60-15	.800
2. Harding	51-21	.708
3. Ouachita Baptist	47-22	.681
4. Central Arkansas	50-27	.649
5. Arkansas State	50-33	.602
6. Arkansas	48-35	.578
7. Southern Arkansas	35-34	.507
8. Arkansas Tech	32-41	.438
9. Arkansas-Pine Bluff	29-41	.414
10. Arkansas-Monticello	19-52	.268

HSU'S BALL COACH AMONG THE BEST

Coach Scott Maxfield has compiled 86 wins at HSU and has 115 career coaching victories. Maxfield's 86 wins are second most in program history. **Sporty Carpenter** holds the all-time record for wins with 119 in 19 seasons at Henderson. Since 2010, the winningest coach in GAC history has led his teams to four conference championships, three NCAA postseason appearances, and has compiled a 60-15 record, the best among all four-year Arkansas institutions. Maxfield has also led the Reddies to a 46-5 GAC record which included a 27 straight game winning streak from 2011 to 2014.

LEGENDARY

There is no doubt the **Scott Maxfield** is becoming a legend among Arkansas coaching legend. Maxfield ranks ninth all-time in wins behind coaching legends Buddy Benson at OBU (161 wins), Frank Broyles of Arkansas (144 victories) and HSU's own Sporty Carpenter (119 wins). Maxfield ranks ahead of Houston Nutt (75), and Larry Lacewell of ASU (69).

ARKANSAS COACHING LEADERS

COACH	SCHOOL	YEARS	W-L-T
Buddy Benson	OBU	1965-95	161-140-9
Frank Broyles	U of A	1958-76	144-58-5
Sporty Carpenter	HSU	1971-89	119-76-5
John Prock	Harding	1964-87	114-123-7
Ivan Grove	Hendrix	1924-55	103-116-2
Clint Conque	UCA	2000-13	102-51-0
Steve Mullins	ATU	1997-12	96-75-0
Todd Knight	OBU	1999-	88-71-0
Scott Maxfield	HSU	2005-	86-41-0
John Tucker	ATU	1933-47	77-17-9
E.O. Brown	ATU	1920-32	77-21-1
Houston Nutt	U of A	1998-07	75-48-0
Harold Horton	UCA	1982-89	74-12-2
Randy Tribble	Harding	1994-07	74-62-1
Duke Wells	HSU	1941-61	73-78-11
Lee Hardman	UAPB	1993-04	72-58-0
Larry Lacewell	ASU	1979-89	69-58-4

LIFE BEGINS AT 40

Henderson has won 39 straight games when scoring 40 or more points in a game. The last time HSU eclipsed the 40-point plateau and lost was on September 20, 2008 when the Reddies suffered a 51-48 setback to Arkansas-Monticello. Henderson has a 98-3 record all-time when scoring 40 points or more in a game. The other losses include a defeat by UAM in 2003 (55-50) and to Arkansas Tech in 2000 (42-40).

FIFTY IS NIFTY

Since 2012 Henderson has scored 50 or more points in 16 of 36 games. Since Scott Maxfield's arrival in 2005, the Reddies are 21-0 when hitting the half-century mark. All-time, HSU is 39-1 when scoring 50 or more points in a game. The lone loss was a 55-50 setback to Arkansas-Monticello in 2003.

HSU COACHING RECORDS

MINIMUM 3 YEARS			
COACH	YEARS	W-L-T	PCT.
Sporty Carpenter	1971-89	119-76-5	.608
Scott Maxfield	2005-	86-41-0	.677
Duke Wells	1941-61	73-78-11	.484
Jimmy Haygood	1907-24	49-52-9	.486
Bo Rowland	1925-30	39-10-4	.774
Clyde Berry	1967-70	26-14-0	.650
Bo Sherman	1931-34	21-7-0	.750
Jim Mack Sawyer	1962-66	19-26-3	.427
Ronnie Kerr	1994-98	19-34-1	.361
Ken Turner	1990-93	17-21-3	.451
Solon Sudduth	1935-38	8-22-2	.281

ROAD TRIPS, NO PROBLEM

Life is usually tough on the road, but for Henderson it hasn't been too bad. The Reddies have the current longest road winning streak in the nation at 25 games at Division II. Henderson's last road loss came on Oct. 29, 2011 to NCAA Division I opponent South Alabama. The Jaguars beat the Reddies 28-3 in Mobile, Ala.

The Reddies are a perfect 26-0 in the GAC in road contests since the inception of the league in 2011. The Reddies have also won 27 consecutive Division II road games. The Reddies' last D2 loss was Oct. 16, 2010 to West Alabama 40-38 in Livingston, Ala.

ROAD WINNING STREAKS

TEAM	DIV.	STREAK
Mount Union	D3	113
Henderson State	D2	25
Ohio State	FBS	20
Alabama	FBS	10
Northwest Missouri	D2	9

THE LAST TIME IT HAPPENED

INDIVIDUAL

300+ YARDS PASSING: Andrew Black, Sept. 17, 2016
345 yards vs. Northwestern Oklahoma

200+ YARDS RUSH: Jaquan Cole, Oct. 3, 2015
245 yards vs. Arkansas Tech

100+ YARDS REC.:
Courtney Whitehead (142 yards)
Sept. 17, 2016 vs Northwestern Oklahoma

15+ RECEPTIONS: Chad Luttrell, Oct. 28, 2000
18 receptions vs. Arkansas Tech

TWO PLAYERS RUSH FOR 100 YARDS:
Israel Valentin (134 yards)
Jarvis Smith (105 yards)
Oct. 15, 2011 vs. Southeastern Oklahoma

KICKOFF RETURN FOR A TD:
Corey Chappell on Sept. 19, 2015
100 yards vs. Northwestern Oklahoma

PUNT RETURN FOR A TD:
Al Lasker, Nov. 2, 2013
63 yards vs. UA-Monticello

INTERCEPTION FOR A TOUCHDOWN:
Sheldon Watson, 74 yards: Sept. 24, 2016
vs. Southwestern Oklahoma

PLAYER HAVING A SAFETY:
Lawson Schulz, Oct. 4, 2014
vs. Northwestern Oklahoma

PLAYER HAVING BLOCK PUNT:
Zack Richardson, Sept. 21, 2013
vs. Southeastern Oklahoma

TEAM

30+ FIRST DOWNS:
Oct. 14, 2014 vs. Northwestern Okla. (30)

400+ YARDS RUSHING:
Oct. 30, 2004 vs. W. Alabama (404)

300+ YARDS PASSING:
Sept. 17, 2016 vs. NWOSU (404)

500+ YARDS OF TOTAL OFFENSE:
Oct. 15, 2016 vs. UAM (513)

75+ OFFENSIVE PLAYS:
Sept. 19 2015 vs. Northwestern Oklahoma (87)

60+ POINTS IN A GAME:
Sept. 17, 2016 vs. NWOSU(62)

50+ POINTS IN A GAME:
Sept. 17, 2016 vs. NWOSU(62)

5+ FUMBLES LOST IN A GAME:
Oct. 2, 2004 vs. Harding (5)

SHUTOUT AN OPPONENT:
Sept. 26, 2015 vs. SW Oklahoma (33-0)

NO PASSING YARDS:
Oct. 31, 1993 vs. Central Arkansas

4+ INTERCEPTIONS THROWN:
Nov. 24, 2012 vs. Missouri Western (4)

4+ INTERCEPTIONS (DEFENSE):
Sept. 26, 2015 vs. SWOSU (5)

100+ PENALTY YARDS:
Oct. 17, 2015 vs. UA-Monticello (120)

10+ PUNTS IN A GAME:
Oct. 29, 1994 vs. UCA (10-350)

RECORD WATCHING



• **Houston Ray** became Henderson all-time leading field-goal kicker with his 42nd field goal of his career last week against Arkansas-Monticello.

Ray ranks second in extra-points made with 122. **Charles Gonsalves** holds the record with 132 (141 att.) from 2011 to 2014.

• **Jaquan Cole** ranks eighth all-time in career rushing yards with 2,134. The senior from Cedar Hill, Texas needs 29 yards

to pass **Arthur Burnett** who had 2,162 yards from 2002-05. **Bernard Palmer** holds the Reddie record with 3,408 yards from 2005-08.

• **Josh Davis** has been one of just several stellar linebackers that has played at Henderson during the program's history. Davis ranks sixth all-time in total tackles with 267. Reddie Hall of Honor member and former Dallas Cowboy **Robert Thomas** holds the HSU record with 355 from 1993-96.

• **Davis** is fourth all-time in tackles for loss (27.5) and needs six more to catch **Sam Carter** to move into third. **Terry Rogers** totaled 50 TFL's from 1979-82 to set the Reddie record.

• THE HENDERSON STATE SPORTS NETWORK •

Henderson State University Athletics has once again joined with Southwest Arkansas Media for radio broadcasts of Reddie Athletics in 2016-17.

The Henderson State Sports Network will include the flagships station of 106.9 FM KYXK in Arkadelphia, covering all of southwest Arkansas; 99.7 FM KAFN which covers Hot Springs, and 93.7 FM and 690 AM in Benton-Little Rock.

In addition to the Southwest Arkansas Media stations, The Henderson State Sports Network will also include 920 AM, The Sports Animal in Little Rock.

Phil Elson begins his sixth season as the Voice of the Reddies with RJ Hawk providing color commentary. Elson is also the Voice of the University of Arkansas Women's Basketball and Razorback Baseball. Elson previously spent 14 seasons as the Voice of the Arkansas Travelers.

Hawk is employed at 103.7 The Buzz in Little Rock. A native of Midland, Texas, he attended the University of Central Arkansas. While at UCA, he was active with the UCA baseball team and worked at the campus radio and TV stations. Hawk, who serves as the Voice of Reddie Basketball, handles the Buzz football broadcasts of the High School Game of the Week as well as the High School football, basketball and baseball State Championships.

Joining the crew will be Kevin Rodgers with the Southern Bancorp Sideline Reports. The most prolific quarterback in Henderson State history, Rodgers' career has included numerous prestigious honor and awards. During his illustrious career, Rodgers compiled 13,678 passing yards, which ranks fifth all-time in NCAA Division II history. Rodgers completed 1,010 of 1,518 career passes for a 66.5 completion percentage and 124 touchdowns, third all-time Division II.



2016 LONG PLAYS

RUSHING PLAYS (40 Yards Or More)

Jeremy Wilson	UAM	78 Yards
Jaquan Cole	SOSU	63 Yards
Andrew Black	UAM	62 Yards
Jaquan Cole	UAM	46 Yards

PASSING PLAYS (40 Yards Or More)

Evan Lassiter	ATU	55 Yards
Evan Lassiter	UAM	49 Yards
Andrew Black	NWOSU	52 Yards
Andrew Black	SOSU	51 Yards
Andrew Black	SWOSU	45 Yards
Andrew Black	ECU	40 Yards

RECEIVING PLAYS (40 Yards or More)

Courtney Whitehead	ATU	55 Yards
Austin Bennett	NWOSU	52 Yards
Ben Johnson	SOSU	51 Yards
Jaquan Cole	UAM	49 Yards
Jeremy Wilson	SWOSU	45 Yards
Courtney Whitehead	ECU	40 Yards

KICKOFF RETURNS (25 Yards or More)

Zacari Lavender	HU	35 Yards
Zacari Lavender	SWOSU	32 Yards
Zacari Lavender	SOSU	31 Yards
Zacari Lavender	UAM	30 Yards
Zacari Lavender	UAM	30 Yards
Zacari Lavender	UAM	29 Yards
Zacari Lavender	ATU	29 Yards
Jacoby Lewis	NWOSU	30 Yards
Jacoby Lewis	NWOSU	25 Yards
Zacari Lavender	NWOSU	25 Yards

PUNT RETURNS (15 Yards or More)

Al Lasker	UAM	28 Yards
Al Lasker	SOSU	18 Yards

INTERCEPTION RETURNS (20 Yards or More)

Sheldon Watson	SWOSU	74 Yards
Josh Davis	ATU	28 Yards

PUNTS (40 Yards or More)

Cody Mikell	ECU	59 Yards
Cody Mikell	ECU	54 Yards
Cody Mikell	NWOSU	52 Yards
Andrew Black	HU	52 Yards
Cody Mikell	ATU	50 Yards
Cody Mikell	HU	50 Yards
Cody Mikell	ATU	49 Yards
Cody Mikell	SWOSU	49 Yards
Cody Mikell	ECU	48 Yards
Cody Mikell	ATU	45 Yards
Cody Mikell	SOSU	44 Yards
Cody Mikell	SOSU	43 Yards
Cody Mikell	UAM	42 Yards
Cody Mikell	ATU	41 Yards
Cody Mikell	ECU	40 Yards

FIELD GOALS (35 Yards or More)

Houston Ray	ATU	42 Yards
Houston Ray	NWOSU	38 Yards

WINNING

With last week's win over UAM, the Reddies recorded their sixth win of the season securing Henderson's seventh straight winning season under Coach **Scott Maxfield**. Maxfield is the only coach in Henderson State history to accomplish the feat.

CONSECUTIVE WINNING SEASONS

COACH	YEARS	
Scott Maxfield	2010-16	7
Spotty Carpenter	1973-78	6
Bo Rowland	1926-30	5

DID YOU KNOW . . .

- The Reddies have allowed just four rushing touchdown this season.
- Since the league began in 2011, Henderson has played 64 games. Of those 64 games, Henderson has totaled 500 yards or more of offense 24 times including having 300 or more yards passing 30 times. Only twice in 64 games have the Reddies rushed for more than 300 yards in a game.
- The Reddie defense has allowed 500 yards in just five of 64 games played during the GAC era, and only twice has a team rushed for 300 or more yards in a game. Both those games were against Harding.

IN THE RANKINGS

- **SCORING DEFENSE:** Second at 18.6 points per game.
- **RUSHING DEFENSE:** Third at 124.0 yards per game.
- **PASSING OFFENSE:** First at 415.8 yards per game.
- **KICKOFF COVERAGE:** Second at 40.0 yards per kick.
- **PUNTING:** Second at 39.9 yards per punt.
- **Courtney Whitehead** is sixth in receptions per game (4.7).
- **Whitehead** is fifth in receiving yards per game (70.4).
- **Houston Ray** ranks third in kick scoring with 55 points.
- **Zacari Lavender** is second in kick return average at 27.4 yards per game.
- **Cameron Sonnier** is fourth in the league in tackles (9.3 per game), and leads the GAC in tackles for loss (8.5).
- **Sam Johnson** is tops in the GAC in quarterback sacks with 5.0.
- **Sheldon Watson** leads the GAC in interceptions with four.
- **Cody Mikell** leads the GAC in punting averaging 43.2 yards per kick.

FIRST AND TEN

- Henderson has recorded at least nine wins each of the last four seasons.
- The Reddies have won 25 straight road games dating back to a 28-3 loss to South Alabama in Mobile, Ala. on Oct. 29, 2011.
- The Reddies have not been shutout in 142 games dating back to a 42-0 loss to McNeese State on August 30, 2003.

ALL-TIME GAC RECORDS

TEAM	OVERALL	2011	2012	2013	2014	2015	2016	vs HSU
Henderson State	46-5	4-1	*8-0	*10-0	8-2	*10-1	6-1	--
Harding	41-11	3-3	7-1	8-2	9-1	7-4	7-0	2-4
Ouachita Baptist	38-15	*6-1	4-4	7-3	*10-0	7-4	4-3	1-4
East Central	28-26	6-2	4-4	5-5	6-4	6-5	1-6	1-5
Southern Arkansas	32-21	3-4	6-2	6-4	5-5	7-4	5-2	0-5
Southwestern Okla.	25-29	3-5	2-6	6-4	3-7	8-3	3-4	1-5
Arkansas Tech	24-27	1-4	3-5	5-5	3-7	8-3	4-3	0-5
Southeastern Okla.	20-34	1-7	2-6	2-8	6-4	6-5	3-4	0-6
Arkansas-Monticello	12-40	3-3	0-8	4-6	2-8	1-10	2-5	0-5
Northwestern Okla.	11-27	---	---	2-8	3-7	3-8	3-4	0-4
Oklahoma Baptist	4-14	---	---	---	---	2-9	2-5	0-1
Southern Nazarene	2-36	---	---	0-10	0-10	1-10	1-6	0-3



2016 REDDIE FOOTBALL GAME NOTES • PAGE 9

RECORD WHEN...

AT HOME	3-1
ON THE ROAD	3-0
On Grass	0-0
Artificial Turf	6-1
Day	1-1
Night	4-0
Reddies Score First	6-0
Opponents Score First	0-1
Leading at Halftime	5-0
Trailing at Halftime	1-1
Tied at Halftime	0-0
Leading After 3 Quarters	5-0
Trailing After 3 Quarters	1-1
Tied After 3 Quarters	0-0
Outcomes of 7 points or less	2-0
2 Players Rush for more than 100 yards ...	0-0
300 or more yards passing	2-0
200 or more yards rushing	2-0
500 or more yards total offense	2-0
More Total yards than opponent	4-1
Fewer Total yards than opponent	2-0
30 or more pass plays	2-1
30 or more rushing attempts	5-0
More offensive plays than opponents	1-1
Fewer offensive plays than opponents	5-0
Same offensive plays as opponents	0-0
3 or more fumbles lost	0-1
Less than 3 fumbles lost	6-0
2 or more interceptions	0-1
4 or more turnovers	0-1
Less than 4 turnovers	6-0
Fewer Turnovers than opponents	5-0
More Turnovers than opponents	1-1
Same Turnovers than opponents	0-0
Defense forces 3 fumbles lost	1-0
Defense has two interceptions	3-0
Opponents has more than 300 yds. pass. ..	1-0
Opponents have less than 300 yds. pass. ..	5-1
Opponents has more than 200 yds. rush. ..	0-1
Opponents have less than 200 yds. rush. ..	6-0
More Penalty yards than opponents	4-0
Less Penalty yards than opponents	2-1
More Time of Possession	1-0
Less Time of Possession	5-1
Record when score 30 or more points	4-0
Record when score 40 or more points	3-0
Record when score less than 30 points	2-1
Record in August	0-0
Record in September	4-0
Record in October	2-1
Record in November	0-0
Record on Thursday	1-0
Record on Saturday	5-1

THE LAST 10 YEARS VS. SAU (SCOTT MAXFIELD ERA)

- Henderson has outscored Southern Arkansas 397 (44.1 ppg) to 220 (24.4 ppg.). SAU has scored 30 or more points twice with the Muleriders highest scoring game coming in 2012 when the Reddies won 44-36.
- The Reddie offense has averaged 497.4 yards per game during the decade with SAU averaging 358.7 yards.
- Only twice has SAU had more total offense than the Reddies. In 2008, SAU totaled 387 yards compared to 343 by Henderson. Last year the Muleriders edged the Reddies 346 to 345. Last year was also the first time in the last nine games that SAU totaled more yards passing having 256 yards with Henderson having 229 passing yards.

REDDIES TALE OF THE TAPE MULERICIDERS

229	Scoring (Total Points)	222
32.7	Points per Game	31.7
147	First Downs (Total)	179
1244	Rushing Yards (Total)	1082
177.7	Rushing Yards per Game	154.6
19	Rushing TD	14
1658	Passing Yards (Total)	2058
236.9	Passing Yards per Game	294.0
8	Passing TD	13
2902	Total Yards Offense	3140
414.6	Yards Offense per Game	448.6
130	Opp. Scoring (Total Points)	154
18.6	Opp. Points per Game	22.0
868	Opp. Rushing Yards (Total)	1270
124.0	Opp. Rushing per Game	181.4
4	Opp. Rushing TD	12
1477	Opp. Passing Yards (Total)	964
211.0	Opp. Passing per Game	137.7
10	Opp. Passing TD	4
2345	Opp. Total Offense	2234
335.0	Opp. Offense per Game	319.1
19	Sacks (Total)	12
9	Interceptions (Total)	11
27 (43.3)	Punts (Avg. per Punt)	29 (38.7)
22 (20.1)	Kick Returns (Avg. Yards)	17 (20.7)
17 (6.2)	Punt Returns (Avg. Yards)	14 (2.9)
37-of-89 (42%)	3rd-Down Conv	42-of-111 (38%)
5-of-11 (45%)	4th-Down Conv	9-of-17 (53%)
48 (61.6)	Penalties (Avg. Yards)	53 (61.4)
7	Interceptions Thrown	14
11 (9)	Fumbles (lost)	10 (7)
9	Field Goals	8

CARPENTER-HAYGOOD/RUGGLES FIELD TOP CROWDS CROWDS

DATE	OPPONENT	ATTN.	SCORE
Nov. 15, 2015	vs. Ouachita Baptist	12,228	L, 41-20
Nov. 10, 2012	vs. Ouachita Baptist	12,035	W, 42-7
Sept. 7, 1996	vs. Ouachita Baptist	10,691	W, 21-17
Nov. 22, 1975	vs. Ouachita Baptist	9664	L, 21-20
Oct. 30, 2010	vs. Ouachita Baptist	9653	W, 35-26
Sept. 2, 2000	vs. Ouachita Baptist	9600	W, 16-9
Sept. 6, 2008	vs. UA-Pine Bluff	9537	W, 34-0
Sept. 5, 1998	vs. Ouachita Baptist	9488	W, 23-3
Sept. 24, 1994	vs. UA-Pine Bluff	8247	L, 32-16
Oct. 25, 2014	vs. Harding	7624	L, 28-24



2016 REDDIE FOOTBALL GAME NOTES • PAGE 10

GAME RECAPS

GAME 1: Henderson State 13, Southeastern 11 Sept. 1, 2016 • Arkadelphia, Ark. • 5,013

Score by Quarters	1	2	3	4	Total
Southeastern Okla.	0	11	0	0	11
Henderson State	3	0	3	7	13

Qtr Time Scoring play

1st 01:15 HSU - Houston Ray 31 yd field goal, 6-70 2:16
2nd 13:19 SOSU - Joel Carlos 34 yd field goal, 9-43 2:56
05:29 SOSU - Bryce Steele 19 yd pass from CB Cantwell (Bryce Steele pass from Jake Walters), 7-33 3:26
3rd 05:01 HSU - Houston Ray 32 yd field goal, 12-48 2:56
4th 14:04 HSU - Evan Lassiter 2 yd run (Houston Ray kick), 5-84 1:17

	SOSU	HSU
FIRST DOWNS	11	20
RUSHES-YARDS(NET)	43-122	36-170
PASSING YDS (NET)	147	237
Passes Att-Comp-Int	21-16-1	34-20-1
TOTAL OFFENSE PLAYS-YARDS	64-269	70-407
Fumble Returns-Yards	0-0	0-0
Punt Returns-Yards	0-0	3-31
Kickoff Returns-Yards	4-83	2-36
Interception Returns-Yards	1-32	1-0
Punts (Number-Avg)	9-41.4	6-38.5
Fumbles-Lost	2-0	1-1
Penalties-Yards	4-49	7-73
Possession Time	34:16	25:44
Third-Down Conversions	4 of 17	2 of 12
Fourth-Down Conversions	2 of 2	0 of 1
Red-Zone Scores-Chances	2-3	3-4
Sacks By: Number-Yards	4-24	2-7

RUSHING: Southeastern Okla.-Ronnie Green 19-76; Devlon Wortham 14-51; CB Cantwell 7-20; TEAM 3-minus 25. Henderson State-Jaquan Cole 13-90; Jeremy Wilson 9-54; Andrew Black 9-23; Evan Lassiter 2-4; TEAM 3-minus 1.

PASSING: Southeastern Okla.-CB Cantwell 16-21-1-147. Henderson State-Andrew Black 20-34-1-237.

RECEIVING: Southeastern Okla.-Kaymon Farmer 6-61; Bryce Steele 5-59; Devlon Wortham 2-2; Anterrix Maxey 1-14; Ty Miller 1-8; Jordan Hester 1-3. Henderson State-Austin Bennett 5-58; Courtney Whitehead 5-39; AJ Smith 3-35; Ben Johnson 2-68; Jeremy Wilson 2-5; Jaquan Cole 1-18; Al Lasker 1-8; Zacari Lavender 1-6.

INTERCEPTIONS: Southeastern Okla.-Raheem Wilson 1-32. Henderson State-Malik Brown 1-0.

FUMBLES: Southeastern Okla.-TEAM 2-0. Henderson State-Jaquan Cole 1-1.

RECAP: Defense was the key to the game for Henderson State as the Reddies shutout Southeastern in the second half to beat the Storm 13-11.

Led by key plays by Cameron Sonnier, the Reddies limited SOSU to just 109 yards of offense and three first downs in the second half.

With Henderson leading 13-11 with 5:13 left to play, the Storm began their drive from the Reddie 43 needing just a field goal to win.

The Storm overcame a big 6-yard sack by Sonnier when CB Cantwell completed a 19 yard pass to Kaymon Farmer on 4th-down moving the ball down to the Reddie 17.

On 4th-and-6 from the Reddie 13, Joel Carlos attempted a 30-yard field goal but Henderson's Adrian Tucker got a hand on the ball and deflected it wide left to save game for Henderson.

The first half was a mistake-plagued half for the Reddies as Henderson committed a pair of turnovers, committed a 15-yard penalty that halted a potential scoring drive and a missed field goal.

The Reddies got on the board first as kicker Houston Ray kicked a 31 yard field goal with 1:15 left in the opening quarter. Jaquan Cole set up Henderson's score as he broke free for a 63-yard run.

The Storm knotted up the score at 3-3 early in the second quarter as Joel Carlos booted a 34-yard field goal to cap off a 9-play, 43-yard drive.

Henderson would force a three-and-out as Adrian Tucker and Henry Davis stopped Devlon Wortham short of the line to gain on a 3rd-and-2.

The Reddies began moving the ball, but Andrew Black was picked off by Raheen Wilson who went 32 yards down the sideline to the Reddie 33 which would set up the Savage Storm's next score.

It took seven plays for SOSU to take the lead as CB Cantrell completed a 19 yard pass to Bryce Steele for the score.

In the second half, the Reddies manufactured a 12 play, 48 yard drive but had to settle for a 32-yard field goal by Ray to make the score 11-6 with 5:01 left in the third quarter.

The Reddies would finally put the ball into the end zone early in the fourth quarter when Evan Lassiter plunged in from 2-yards out to make the score 13-11.

Henderson totaled 407 yards of offense while limiting Southeastern to 269 yards. Cole ended the night with 90 yards on 13 attempts, while Jeremy Wilson had 9 carries for 54 yards. Black completed 20-of-34 passes for 237 yards using eight different receivers.

Sonnier had a career game for the Reddies defensively with 12 tackles including a pair for lost yardage. Dondre Wright had eight stops while Gary Vines had six.

GAME 2: Henderson State 34, East Central 7 Sept.10, 2016 • Ada, Okla. • 3,140

Score by Quarters	1	2	3	4	Total
Henderson State	20	7	0	7	34
East Central	0	0	0	7	7

Qtr Time Scoring play

1st 11:22 HSU - Robert Thomas 1 yd run (Houston Ray kick), 7-38 2:59
07:35 HSU - Andrew Black 1 yd run (Houston Ray kick failed), 6-26 1:42
00:44 HSU - Andrew Black 3 yd run (Houston Ray kick), 2-8 0:27
2nd 09:57 HSU - Jaquan Cole 6 yd run (Houston Ray kick), 9-73 4:08
4th 14:43 ECU - Seth Handley 15 yd pass from Brooks Holder (Jarod Haynes kick), 4-99 1:37
06:33 HSU - Jaquan Cole 32 yd run (Houston Ray kick), 7-80 3:22

	HSU	ECU
FIRST DOWNS	16	16
RUSHES-YARDS(NET)	45-256	32-40
PASSING YDS (NET)	67	294
Passes Att-Comp-Int	15-10-1	38-23-2
TOTAL OFFENSE PLAYS-YARDS	60-323	70-334
Fumble Returns-Yards	0-0	0-0
Punt Returns-Yards	3-17	2-4
Kickoff Returns-Yards	2-2	3-62
Interception Returns-Yards	2-0	1-0
Punts (Number-Avg)	6-47.7	5-41.2
Fumbles-Lost	1-1	4-4
Penalties-Yards	4-43	12-85
Possession Time	26:32	33:28
Third-Down Conversions	5 of 12	2 of 13
Fourth-Down Conversions	0 of 0	0 of 2
Red-Zone Scores-Chances	4-5	1-3
Sacks By: Number-Yards	5-26	2-12

RUSHING: Henderson State-Andrew Black 14-104; Jaquan Cole 18-74; Jeremy Wilson 10-66; Logan Warlick 1-10; Robert Thomas 2-2. East Central-Tre'von Jackson 11-12; Xavier Scott 3-11; David Moore 1-8; Seth Handley 2-4; Jackson Lamb 1-3; J. Wright 2-2; Brooks Holder 12-0.

PASSING: Henderson State-Andrew Black 10-15-1-67. East Central-Brooks Holder 22-37-2-289; Jackson Lamb 1-1-0-5.

RECEIVING: Henderson State-Jacoby Lewis 4-15; Courtney Whitehead 3-40; Darion Gray 2-8; AJ Smith 1-4. East Central-Randall Case 6-101; J. Wright 3-44; Jason Gaines 3-40; Tre Harvey 3-27; Dezmon Jackson 3-24; Trinity Benson 1-25; Seth Handley 1-15; David Moore 1-8; Josiah Reed 1-6; Tre'von Jackson 1-4.

INTERCEPTIONS: Henderson State-Sheldon Watson 1-0; Dondre Wright 1-0. East Central-Mariano Dillard 1-0.

RECAP: Henderson State picked up its 500th win in program history as the Reddies beat East Central 34-7.

The Reddies took advantage of four Tigers fumbles and an interception in the first half to build a 27-0 lead at the break. Henderson forced the first ECU miscue early in the game as Henry Davis recovered the loose ball on the Tiger 38.

On the seventh play of the drive, freshman Robert Thomas recorded his first career touchdown with a 1-yard score.

The Reddie defense again forced another turnover as Jordan Dominguez recovered another fumble deep in Tiger territory at the 23. It took six plays to add more points to the board as Andrew Black scored on a 1-yard trot.

Late in the quarter, Tavares Garner picked up a Tre'von Jackson fumble on the Tiger 8 and again it was Black scoring two plays later from three yards out.

The Reddies put together a 9-play, 73-yard drive midway through the second quarter with Jaquan Cole scoring on a 6-yard drive with 9:57 left in the half.

Davis would get his second fumble recovery of the game on ECU's next drive, while Dondre Wright recorded an interception before the half ended but the Reddies failed to capitalize.

East Central put on a furious charge in the second half cutting the deficit to 27-7 following a 15-yard touchdown pass from Brooks Holder to Seth Handley to begin the fourth quarter.

The Tigers had an opportunity to draw closer after forcing a fumbled punt by the Reddies and recovering at the Henderson 22. However, Sheldon Watson picked off Holder in the end zone as the Tigers committed its sixth turnover in the game.

The Reddies took advantage of the gift as the offense, which had been quiet in the second half, went to work putting together a 7-play, 80-yard drive capped off by a 32-yard touchdown run by Cole with 6:33 to play.

Jeremy Wilson sparked the drive with runs of 12 and 20 yards to jumpstart the offense.

The Reddie offense totaled 323 yards including 256 yards rushing.

Black totaled 104 yards rushing on 13 carries. The sophomore from Tyler, Texas became the first Reddie quarterback to go over 100 yards rushing since Blake Christenson in 2004.

Cole totaled 74 yards on 18 attempts, while Wilson added 66 yards on 10 carries.

Meanwhile, the Henderson defense was impressive recording six turnovers while limiting ECU to 334 yards offensively, including just 40 yards on the ground.

Cameron Sonnier led the defensive unit with eight tackles, with Sam Johnson having stops including four sacks and a forced fumble. Davis had four tackles to go along with his two fumble recoveries.



2016 REDDIE FOOTBALL GAME NOTES • PAGE 11

GAME RECAPS

GAME 3: Henderson State 62, Northwestern 23 Sept. 17, 2016 • Arkadelphia, Ark. • 5,138

Score by Quarters	1	2	3	4	Total
Northwestern Okla.	0	7	3	13	23
Henderson State	17	28	10	7	62

Qtr Time Scoring play

1st 09:08 HSU - Houston Ray 38 yd field goal, 9-48 3:04
06:12 HSU - Courtney Whitehead 25 yd pass from Andrew Black (Houston Ray kick), 2-77 0:35
00:22 HSU - Austin Bennett 4 yd pass from Evan Lassiter (Houston Ray kick), 7-72 2:09
2nd 11:05 HSU - Jeremy Wilson 30 yd run (Houston Ray kick), 6-77 3:06
09:54 HSU - Sheldon Watson 44 yd fumble recovery (Houston Ray kick)
05:47 HSU - Robert Thomas 1 yd run (Houston Ray kick), 5-54 1:21
04:00 NWOSU - Horatio Smith 7 yd pass from Reid Miller (Blayne Lankford kick), 1-7 0:05
01:33 HSU - Jeremy Wilson 2 yd run (Houston Ray kick), 7-65 2:27
3rd 07:52 NWOSU - Blayne Lankford 25 yd field goal, 4-6 1:33
05:25 HSU - Jeremy Wilson 2 yd run (Houston Ray kick), 2-38 0:34
01:59 HSU - Houston Ray 32 yd field goal, 8-34 2:28
4th 12:56 NWOSU - Reid Miller 2 yd run (Blayne Lankford rush fumbld), 9-67 4:03
09:19 HSU - Trent Williams 8 yd pass from Evan Lassiter (Houston Ray kick), 9-55 3:37
04:59 NWOSU - Lorenzo Rosario 13 yd pass from Reid Miller (Blayne Lankford kick), 10-76 4:20

	NWOSU	HSU
FIRST DOWNS	16	27
RUSHES-YARDS(NET)	34-52	35-188
PASSING YDS (NET)	253	404
Passes Att-Comp-Int	45-24-2	37-27-1
TOTAL OFFENSE PLAYS-YARDS	79-305	72-592
Fumble Returns-Yards	1-17	1-44
Punt Returns-Yards	2-18	3-1
Kickoff Returns-Yards	8-176	3-80
Interception Returns-Yards	1-18	2-0
Punts (Number-Avg)	6-40.5	3-45.0
Fumbles-Lost	2-2	3-2
Penalties-Yards	10-86	9-95
Possession Time	31:13	28:47
Third-Down Conversions	6 of 19	9 of 14
Fourth-Down Conversions	2 of 3	0 of 0
Red-Zone Scores-Chances	4-4	6-7
Sacks By: Number-Yards	1-9	5-21

RUSHING: Northwestern Okla.-M. Robinson 8-27; Jacob Peyton 9-26; Anthony Cota 5-7; Jalen Williams 3-5; Reid Miller 8-0; TEAM 1-minus 13. Henderson State-Jeremy Wilson 9-103; Jaquan Cole 9-32; Andrew Black 6-28; Micah Cooper 6-13; Evan Lassiter 2-9; De'Madre Clark 2-2; Robert Thomas 1-1.

PASSING: Northwestern Okla.-Reid Miller 24-45-2-253. Henderson State-Andrew Black 20-26-1-345; Evan Lassiter 7-11-0-59.

RECEIVING: Northwestern Okla.-Horatio Smith 8-84; Baley Garza 3-34; D. Gordon 2-45; Arte' Miura Jr. 2-21; Riley Hess 2-10; Kerry Hall 1-22; M. Robinson 1-14; Lorenzo Rosario 1-13; Jacob Peyton 1-6; T. Courtney 1-4; C. Weinzheimer 1-0; Anthony Cota 1-0. Henderson State-Courtney Whitehead 8-142; Jacoby Lewis 4-43; Adler Goode 3-65; Austin Bennett 3-58; Darion Gray 3-41; Ben Johnson 1-14; Logan Warlick 1-13; David Terrebonne 1-11; Trent Williams 1-8; Antavion James 1-7; James Driskell 1-2.

RECAP: On a day of celebration at Henderson State University, the Reddies throttled Northwestern Oklahoma 62-23. The No. 8 ranked Reddies put up 31 points before the Rangers even recorded their initial first down of the game.

Andrew Black would rack up 315 yards passing while completing 17-of-22 passes in the first half. Black recorded his first passing touchdown of the year when he hit Courtney Whitehead for a 25-yard score to put the Reddies on top 10-0 with 6:12 left in the opening quarter.

Henderson added another score just before the end of the quarter as Evan Lassiter completed a 4-yard pass to Bennett to cap off a 7-play, 72-yard drive. Henderson would erupt for 28 points in the second quarter with the defense getting in on the action.

Jeremy Wilson scored the first touchdown of the quarter with a 30-yard scamper. Then it was the defense's turn as Benny McCall put a big hit on Reid Miller forcing a fumble with Sheldon Watson scooping and scoring with a 44-yard score to put Henderson on top 31-0.

On Northwestern's next drive, Sam Johnson forced a Miller fumble with Cameron Sonnier recovering at the Reddie 46. The Reddies marched down field with the help of a 34-yard completion from Black to Adler Goode to set up a 1-yard touchdown plunge by Robert Thomas with 5:47 left in the half.

Henderson would tack on one more score before the break as Wilson would score on a 2-yard dive to make the score 45-7 at the half.

Wilson would record his third touchdown of the game midway through the third quarter with another 2-yard run, and Ray would boot a 32-yard field goal as the Reddies would lead 55-10 at the end of three quarters.

Henderson's final score came when Trent Williams caught an 8-yard pass from Lassiter with 9:19 left in the game.

Henderson ran up 592 yards of offense while the defense allowed 305 yards. with a majority coming in the late stages of the game.

Black would finish the game with a career-high 345 yards passing, completing 20-of-26 attempts.

Wilson became the second Reddie this season to go over 100 yards rushing having 103 yards on 9 attempts including three for touchdowns.

Whitehead led all Reddie receivers with 142 yards on 8 receptions.

The Henderson defense recorded 12 tackles for lost yardage with Josh Davis leading the way with six tackles including one for lost yardage, while Terrance Bailey had five stops with 2.5 tackles for negative yards.

GAME 4: Henderson State 45, Southwestern 17 Sept. 24, 2016 • Weatherford, Okla. • 2,663

Score by Quarters	1	2	3	4	Total
Henderson State	3	14	21	7	45
Southwestern Okla.	0	10	0	7	17

Qtr Time Scoring play

1st 04:20 HSU - Houston Ray 31 yd field goal, 6-50 3:06
2nd 14:35 SWOSU - Tyler Peterson 36 yd field goal, 11-60 4:38
09:09 HSU - Courtney Whitehead 11 yd pass from Andrew Black (Houston Ray kick), 12-76 5:18
02:05 SWOSU - D.J. Jones 30 yd pass from Marc Evans (Tyler Peterson kick), 8-78 2:23
00:00 HSU - Al Lasker 31 yd pass from Andrew Black (Houston Ray kick), 9-63 1:59
3rd 11:02 HSU - Jeremy Wilson 6 yd run (Houston Ray kick), 6-53 2:12
07:10 HSU - Sheldon Watson 74 yd interception return (Houston Ray kick)
01:34 HSU - Robert Thomas 5 yd run (Houston Ray kick), 8-68 3:13
4th 10:42 SWOSU - Collin Bricker 11 yd pass from Tyler Marr (Tyler Peterson kick), 15-77 5:46
00:25 HSU - Jeremy Wilson 11 yd run (Houston Ray kick), 2-14 0:48

	HSU	SWOSU
FIRST DOWNS	23	20
RUSHES-YARDS(NET)	47-219	34-129
PASSING YDS (NET)	186	210
Passes Att-Comp-Int	24-15-1	42-21-1
TOTAL OFFENSE PLAYS-YARDS	71-405	76-339
Fumble Returns-Yards	0-0	0-0
Punt Returns-Yards	1-16	0-0
Kickoff Returns-Yards	4-62	5-100
Interception Returns-Yards	1-74	1-26
Punts (Number-Avg)	1-49.0	4-31.2
Fumbles-Lost	1-1	2-2
Penalties-Yards	4-25	6-62
Possession Time	32:05	27:55
Third-Down Conversions	5 of 13	8 of 17
Fourth-Down Conversions	4 of 6	1 of 3
Red-Zone Scores-Chances	5-6	2-2
Sacks By: Number-Yards	2-12	0-0

RUSHING: Henderson State-Jeremy Wilson 15-100; Jaquan Cole 8-58; Andrew Black 8-43; Micah Cooper 8-21; Evan Lassiter 5-6; Robert Thomas 1-5; Logan Warlick 1-5; TEAM 1-minus 19. Southwestern Okla.-K. Henderson 16-86; Kenneth Martey 7-28; Marc Evans 3-10; Talo Pascal 3-8; Sheldon Wilson 3-6; Tyler Marr 2-minus 9.

PASSING: Henderson State-Andrew Black 13-21-1-149; Evan Lassiter 2-3-0-37. Southwestern Okla.-Marc Evans 11-21-0-131; Tyler Marr 10-21-1-79.

RECEIVING: Henderson State-Jeremy Wilson 3-57; Jacoby Lewis 3-17; Courtney Whitehead 3-12; Al Lasker 2-65; Austin Bennett 2-15; Darrin Phillips 1-19; Logan Warlick 1-1. Southwestern Okla.-D.J. Jones 8-78; Collin Bricker 4-43; JR Omigie 4-31; Kenneth Martey 2-16; M. Dowell 1-27; Derrick Styles 1-8; Hunter Dinkines 1-7.

RECAP: Henderson State scored 28 straight points including 21 in the third quarter to beat Southwestern Oklahoma 45-17. The game was delayed 2 ½ hours due to thunderstorms and the late start had its effects on both teams as the Reddies and Bulldogs got off to slow starts trading field goals in the first 16 minutes.

Henderson first got on the board as Houston Ray booted a 31-yard field goal with 4:20 left in the opening quarter.

SWOSU would answer putting together a solid drive going 60-yards on 11-plays but had to settle for a 36-yard field goal by Tyler Peterson.

The Reddies punched it into the end zone on their next drive scoring on an 11-yard pass from Andrew Black to Courtney Whitehead.

The Bulldogs would tie the score at 10-10 on a 30-yard pass from Marc Evans to DJ Jones with 2:05 left in the half.

However, that was plenty of time for Black and the Henderson offense as the Reddies would score on the last play of the half. Black threaded the needle with Al Lasker making a spectacular catch in the back of the end zone from 31-yards to give Henderson a 17-10 lead at the break.

The Reddies would dominate the third quarter scoring on their first possession of the half on a 6-yard score by Wilson.

It was the defense's turn to get in on the scoring as the Reddies would score on SWOSU turnover. For the second time in two weeks Sheldon Watson came up with another defensive scoring play as the sophomore from Palestine, Texas picked off a Tyler Marr pass and scooted 74 yards to extend the Henderson lead to 31-10.

The Reddies would score just before the end of the quarter as Black hooked up with Wilson for 45 yards down to the SWOSU 1. Robert Thomas then finished the drive off with his third touchdown of the year to extend the lead to 38-10.

The Reddies would tack on a late score as Wilson scored on an 11-yard run.

Henderson totaled 405 yards of offense with Wilson leading the Reddies rushing attack with 100 yards on 15 carries.

Jaquan Cole totaled 58 yards on 8 attempts, while Black had 43 yards on 8 carries. Black completed 13-of-21 passes for 149 yards with Lasker leading the receivers with a pair of catches for 65 yards. Wilson followed with three receptions for 57 yards.

Henderson's defense surrendered 339 yards and forced three turnovers with Dondre Wright and Blake Burnard both having fumble recoveries.

Josh Davis had eight tackles for Henderson, while Adrian Tucker, Javion Manos, Gary Vines and Wright had seven stops each.



2016 REDDIE FOOTBALL GAME NOTES • PAGE 12

GAME RECAPS

GAME 5: Henderson State 27, ATU 20 Oct. 1, 2016 • Russellville, Ark. • 6,758

Score by Quarters	1	2	3	4	Total
Henderson State	10	10	7	0	27
Arkansas Tech	7	3	0	10	20

Qtr Time Scoring play

1st	10:40	HSU - Al Lasker 5 yd pass from Evan Lassiter (Houston Ray kick), 10-69 4:20
	05:16	ATU - Chris Eastburn 3 yd pass from K. Thompson (Eric Perez kick), 12-75 5:24
	02:21	HSU - Houston Ray 21 yd field goal, 10-76 2:49
2nd	13:48	HSU - Al Lasker 11 yd pass from Evan Lassiter (Houston Ray kick), 4-27 1:12
	08:09	HSU - Houston Ray 42 yd field goal, 11-48 3:56
	00:00	ATU - Eric Perez 30 yd field goal, 12-47 3:37
3rd	09:44	HSU - Jeremy Wilson 3 yd run (Houston Ray kick), 7-71 2:55
4th	13:34	ATU - Eric Perez 39 yd field goal, 12-26 4:46
	01:23	ATU - J.V. Davis 31 yd pass from Jabyes Cross (Eric Perez kick), 6-74 2:14

	HSU	ATU
FIRST DOWNS	16	24
RUSHES-YARDS(NET)	25-43	59-190
PASSING YDS (NET)	311	187
Passes Att-Comp-Int	37-26-0	20-16-1
TOTAL OFFENSE PLAYS-YARDS	62-354	79-377
Fumble Returns-Yards	0-0	0-0
Punt Returns-Yards	0-0	2-16
Kickoff Returns-Yards	4-71	5-103
Interception Returns-Yards	1-28	0-0
Punts (Number-Avg)	5-43.0	5-45.4
Fumbles-Lost	0-0	2-0
Penalties-Yards	8-65	6-60
Possession Time	24:41	35:19
Third-Down Conversions	6 of 15	8 of 18
Fourth-Down Conversions	0 of 0	3 of 4
Red-Zone Scores-Chances	5-5	3-4
Sacks By: Number-Yards	3-23	0-0

RUSHING: Henderson State-Jeremy Wilson 18-46; Micah Cooper 1-3; Evan Lassiter 2-3; Robert Thomas 1-0; TEAM 3-minus 9. Arkansas Tech-Bryan Allen 20-97; K. Thompson 14-45; Justin Bailey 4-25; Jabyes Cross 18-14; Braden Stringer 3-9.

PASSING: Henderson State-Evan Lassiter 26-37-0-311. Arkansas Tech-Jabyes Cross 15-19-1-184; K. Thompson 1-0-0-3.

RECEIVING: Henderson State-Courtney Whitehead 7-165; Jacoby Lewis 6-46; Jeremy Wilson 3-25; Darion Gray 3-22; Al Lasker 3-21; Austin Bennett 2-14; Ben Johnson 1-12; AJ Smith 1-6. Arkansas Tech-Terrez Hampton 3-48; Michael Fine 3-37; Chris Eastburn 3-13; J.V. Davis 2-42; Bryan Allen 2-26; Henry Wesley 2-13; Jakob Dean 1-8.

RECAP: Evan Lassiter threw for 311 yards and the defense recorded eight tackles for loss as No. 7 Henderson State beat Arkansas Tech 27-20.

Lassiter, in his first start as the Reddie quarterback, completed 26-of-37 passes and a pair of touchdowns.

Henderson scored on the opening drive as Lassiter hooked up with Al Lasker for a 5-yard score to finish a 10-play, 6-yard drive.

Arkansas Tech answered with a 3-yard touchdown reception by Chris Eastburn from Kristian Thompson with 5:16 remaining in the opening quarter.

The Reddies would regain the lead on their next possession as Houston Ray booted a 21-yard field goal to make the score 10-7.

On ATU's next possession, Josh Davis intercepted a Jabyes Cross pass and went 28 yards down to the Wonder Boys 27 to set up Henderson's next score.

It only took four plays with Lasker recording his second receiving touchdown from 11 yards out to extend the lead to 17-7.

Ray would add a 42-yard field goal to put HSU on top 20-7 with 8:01 left in the half. Tech tacked on a field goal as time expired in the half as Eric Perez was successful from 30-yards out.

Henderson scored on its first series of the second half as Wilson would race to the pylon from 3-yards out. The score was set up on a 55-yard pass from Lassiter to Whitehead down to the Tech 15.

The defense came up big on ATU's next possession as the Wonder Boys drove down to the Reddie 4-yardline and had 1st-and-goal.

Henderson held with key stops by Dondre Wright, Cam Sonnier and Terrance Bailey that denied the Wonder Boys.

Henderson totaled 354 yards of offense while ATU compiled 377 yards.

Whitehead finished with 165 yards on seven receptions, while Jacoby Lewis had 6 catches for 46 yards.

The ground game was limited to just 43 yards, with Wilson having 18 carries for 46 yards.

Henderson's defense was on the field 35:19 and totaled 117 tackles.

Dondre Wright led the Reddies with 15 tackles, while Gary Vines had 13, Cam Sonnier 12 and Terrance Bailey 10.

GAME 6: Harding 35, Henderson State 3 Oct. 8, 2016 • Arkadelphia, Ark. • 6,026

Score by Quarters	1	2	3	4	Total
Harding	7	28	0	0	35
Henderson State	0	0	3	0	3

Qtr Time Scoring play

1st	03:36	HU - Park Parish 1 yd run (Tristan Parsley kick), 4-12 1:19
2nd	10:57	HU - Michael Latu 2 yd run (Tristan Parsley kick), 11-80 5:17
	07:23	HU - Arthur Askers 17 yd fumble recovery (Tristan Parsley kick)
	00:05	HU - Bobby Green 51 yd pass from Park Parish (Tristan Parsley kick), 2-54 0:38
	00:00	HU - Scott Middleton 27 yd interception return (Tristan Parsley kick)
3rd	09:39	HSU - Houston Ray 31 yd field goal, 8-58 2:59

	HU	HSU
FIRST DOWNS	13	25
RUSHES-YARDS(NET)	54-214	29-73
PASSING YDS (NET)	81	235
Passes Att-Comp-Int	6-3-0	45-26-3
TOTAL OFFENSE PLAYS-YARDS	60-295	74-308
Fumble Returns-Yards	1-17	0-0
Punt Returns-Yards	1-6	4-10
Kickoff Returns-Yards	2-44	3-75
Interception Returns-Yards	3-27	0-0
Punts (Number-Avg)	7-44.4	2-51.0
Fumbles-Lost	0-0	4-3
Penalties-Yards	10-112	7-40
Possession Time	35:19	24:41
Third-Down Conversions	7 of 15	4 of 12
Fourth-Down Conversions	0 of 0	1 of 4
Red-Zone Scores-Chances	2-3	1-4
Sacks By: Number-Yards	1-9	0-0

RUSHING: Harding-Michael Latu 14-63; Eric Simmons 5-37; Park Parish 7-29; Grant Kimberlin 3-25; Terrence Dingle 8-22; Zach Shelley 4-15; Dwayne Carter 4-14; Romar Reades 5-11; TEAM 2-0; Eric Kelly 2-minus 2. Henderson State-Andrew Black 10-28; Jeremy Wilson 10-27; Jaquan Cole 8-16; Evan Lassiter 1-2.

PASSING: Harding-Park Parish 2-5-0-70; Terrence Dingle 1-1-0-11. Henderson State-Evan Lassiter 17-27-0-163; Andrew Black 9-18-3-72.

RECEIVING: Harding-Bobby Green 1-51; Grant Kimberlin 1-19; Zach Shelley 1-11. Henderson State-Courtney Whitehead 4-58; AJ Smith 4-46; Jacoby Lewis 4-34; Austin Bennett 4-31; Jeremy Wilson 4-27; Jaquan Cole 4-24; Antavion James 1-12; Adrian Tucker 1-3.

RECAP: Henderson State was plagued by five first-half turnovers as the No. 5 Reddies lost to No. 16 Harding 35-3. Harding scored 21 points off of Henderson's turnovers including two defensive scores.

The first turnover occurred when Reddie receiver Al Lasker slipped and Tony Becton would pick off Andrew Black's pass at the HSU 47.

The Henderson defense would hold and force a punt by the Bisons. However, Lasker would fumble Tristan Parsley's boot and TJ Winslow recovered the loose ball at the HSU 12. Park Parish would score four plays later from the 1-yardline to give Harding a 7-0 lead.

Harding opened the second quarter with a long drive and scored on a 2-yard run by Michael Latu.

Midway through the quarter, Black would lose the football attempting to handoff to Jeremy Wilson and Arthur Askers stole the ball and returned it 17 yards for a touchdown to make the score 21-0.

It looked as if that was how the half would end as the Bisons took over with 43 seconds on their own 46. The Bisons looked as if they were going to run out the clock, but instead Parish caught the Reddie defense off-guard and hit a wide open Bobby Green for a 51-yard score with 5 seconds left.

Henderson would get the ball on its own 27 following the ensuing kickoff. On the final play of the half, a scrambling Black would throw the ball away and it was intercepted by Scott Middleton who then scampered 27 yards to score as time expired.

The Reddies finally got on the board on the first drive of the second half courtesy of a 31-yard field goal by Ray. The successful kick gave Ray his 41st career field goal, tying Bo Adkisson for most career field goals in HSU history.

Henderson totaled 25 first downs and 308 yards of offense while Harding compiled 295 yards and managed to collect 13 first downs.

The Reddies would move the ball into the red zone five times but turned the ball over twice and missed a field goal.

Black would finish the game completing 9-of-18 passes for 72 yard while having three interceptions.

Evan Lassiter played the entire second half for Henderson and completed 17-of-27 for 163 yards.

Cameron Sonnier led the Reddies defensively with 13 tackles, while Josh Davis had 10.



GAME RECAPS

GAME 7: Henderson State 45, UAM 17 Oct. 15, 2016 • Arkadelphia, Ark. • 3,210

Score by Quarters	1	2	3	4	Total
Arkansas-Monticello	3	7	7	0	17
Henderson State	14	14	10	7	45

Qtr Time Scoring play

1st	13:30	HSU - Jaquan Cole 46 yd run (Houston Ray kick), 5-66 1:30
	08:33	UAM - Josh Marini 18 yd field goal, 11-59 4:57
	02:39	HSU - Jaquan Cole 6 yd run (Houston Ray kick), 3-42 0:48
2nd	14:09	HSU - Jeremy Wilson 78 yd run (Houston Ray kick), 2-84 0:35
	04:02	UAM - Jalen Tolliver 7 yd pass from Cole Sears (Josh Marini kick), 8-64 3:42
	03:16	HSU - Andrew Black 62 yd run (Houston Ray kick), 3-65 0:46
3rd	10:32	HSU - Houston Ray 23 yd field goal, 9-52 3:18
	02:56	UAM - Cole Sears 1 yd run (Josh Marini kick), 19-75 7:36
	00:46	HSU - Jeremy Wilson 2 yd run (Houston Ray kick), 6-65 2:10
4th	13:18	HSU - Jaquan Cole 49 yd pass from Evan Lassiter (Houston Ray kick), 1-49 0:10

	UAM	HSU
FIRST DOWNS	26	20
RUSHES-YARDS(NET)	37-105	31-295
PASSING YDS (NET)	305	218
Passes Att-Comp-Int	57-36-2	24-13-0
TOTAL OFFENSE PLAYS-YARDS	94-410	55-513
Fumble Returns-Yards	0-0	0-0
Punt Returns-Yards	2-27	3-32
Kickoff Returns-Yards	6-104	4-116
Interception Returns-Yards	0-0	2-0
Punts (Number-Avg)	5-36.4	4-37.8
Fumbles-Lost	2-1	1-1
Penalties-Yards	5-52	9-90
Possession Time	39:02	20:58
Third-Down Conversions	6 of 18	6 of 11
Fourth-Down Conversions	3 of 5	0 of 0
Red-Zone Scores-Chances	3-5	3-3
Sacks By: Number-Yards	1-10	2-11

RUSHING: Arkansas-Monticello-D. Brown 15-53; Cole Sears 10-17; Jeremy Jackson 7-14; Jamal Chevis 2-11; C.J. Parham 1-5; Brett Courville 1-5; Terry Bozeman 1-0. Henderson State-Jeremy Wilson 10-98; Andrew Black 5-90; Jaquan Cole 6-76; Blake Reeve 3-18; Micah Cooper 6-13; DeMadre Clark 1-0.

PASSING: Arkansas-Monticello-Cole Sears 31-47-1-264; Brett Courville 5-10-1-41. Henderson State-Andrew Black 6-12-0-70; Evan Lassiter 5-8-0-121; Blake Reeve 2-4-0-27.

RECEIVING: Arkansas-Monticello-Austin Harris 8-78; D. Brown 7-43; Nathan Crouch 4-39; C.J. Parham 3-23; Jeremy Jackson 3-12; Miguel Herrera 2-14; Jalen Tolliver 2-14; Jamal Chevis 2-8; Ralph Singleton 1-26; Ed Smith 1-23; Trevon Smith 1-19; Terry Bozeman 1-5; Koy McFarland 1-1. Henderson State-Courtney Whitehead 3-37; Austin Bennett 2-40; Zacari Lavender 2-22; Jacoby Lewis 2-19; Jaquan Cole 1-49; Micah Cooper 1-25; Jeremy Wilson 1-24; Darrin Phillips 1-2.

RECAP: Henderson State compiled over 500 yards of offense as the No. 15 Reddies defeated Arkansas-Monticello 45-17.

Henderson scored on its opening possession as Jaquan Cole broke free for a 46-yard scamper just 90 seconds into the game.

UAM put together an 11-play, 59-yard drive capped off by an 18-yard field goal with 8:33 left in the quarter. UAM had 1st-and-goal on the Reddie 6, but big defensive plays by Gary Vines and Cameron Sonnier kept UAM from reaching pay dirt.

Cole would score his second touchdown just before the end of the quarter plunging in from 6 yards out to make the score 14-3. Andrew Black had a 22-yard rush on the drive and the hit Zacari Lavender on a 14-yard pass to set up the score.

Jeremy Wilson picked up his longest rush of the year early in the second quarter with a 78 touchdown jaunt to put Henderson on top 21-3.

UAM would cut into the deficit late in the half on a 7-yard touchdown toss from Cole Sears to Jalen Tolliver.

However, the Reddies quickly answered as Black would spin out of several tackles and go 62-yards to the UAM end zone to give HSU a 28-10 advantage at the break. Houston Ray set the Henderson career field goal record with a 23-yard kick to begin the scoring in the second half to extend the Reddie lead to 31-10. Ray increased his career total to 42 field goals surpassing Bo Adkisson who had 41 from 1974 to 1977. UAM put together a 19-play, 75-yard drive on its next possession with Sears scoring on a 1-yard dive to make the score 31-17 with 2:56 remaining in the third quarter.

Again Henderson responded quickly as Evan Lassiter moved the Reddies down field with a 24-yard pass to Wilson, followed by an 8-yard toss to Lavender. Wilson then scored on a two-yard plunge to put the Reddies back in front by 21 points.

The final score came on Henderson's next possession with Lassiter hitting Cole for a 49-yard score on the first play from scrimmage.

Henderson would finish with 513 yards of offense on just 55 plays including 295 rushing yards. UAM compiled 410 yards, running an astonishing 94 plays.

Wilson led the Henderson rushing attack with 98 yards on 10 carries, while Black had 90 yards on 5 attempts and Cole carried the ball 6 times for 76 yards.

Defensively the Reddies were led by Sonnier with 14 tackles including 1 ½ stops for lost yardage. Dondre Wright followed with nine tackles and a pair of pass breakups.

The Reddies totaled 11 pass breakups for the game with Sheldon Watson and Jonathan Edouard both having an interception and Malik Brown a fumble recovery.



OFFENSE

Quarterback

- 14 Andrew Black (6-1, 180, So.)
13 Evan Lassiter (6-5, 220, Jr.)

Running Back

- 23 Jaquan Cole (5-8, 185, Sr.)
5 Jeremy Wilson (5-8, 165, Fr.)

X-Receiver

- 8 Austin Bennett (5-11, 175, Jr.)
18 Al Lasker (6-3, 205, Sr.)

H-Receiver

- 12 Jacoby Lewis (5-6, 149, So.)
24 Darion Gray (5-10, 170, So.)

Y-Receiver

- 15 AJ Smith (6-5, 215, Jr.)
84 Ben Johnson (6-2, 210, So.)

Z-Receiver

- 1 Courtney Whitehead (6-3, 215, Sr.)
20 Zicari Lavender (5-11, 190, Sr.)

Left Tackle

- 65 Jojo Grant (6-3, 280, So.)
56 Darren Franklin (6-3, 315, Jr.)

Left Guard

- 70 John Michael McGee (6-4, 280, Sr.)
59 Tucker Cross (6-3, 315, So.)

Center

- 53 Cory Stittle (6-2, 270, So.)
73 Will Brogdon (6-0, 285, Fr.)

Right Guard

- 63 Daniel Moore (6-1, 280, So.)
72 Charles Korn (6-4, 305, Jr.)

Right Tackle

- 79 Justin Carpenter (6-4, 290, Jr.)
67 John Laubacher (6-3, 325, Jr.)

• Fullback

- 33 Logan Warlick (5-10, 220, So.)
86 Darrin Phillips (6-3, 235, Jr.)

• Tight End

- 86 Darrin Phillips (6-3, 235, Jr.)
81 Anthony Price (6-3, 230, Fr.)

DEFENSE

Right End

- 77 Daquellan Scott (5-11, 260, So.)
93 Jordan Dominguez (6-2, 265, Sr.)

Nose Tackle

- 94 Henry Davis (6-2, 270, Jr.)
78 Derrick Muldrow (6-0, 315, Jr.)

Left End

- 91 Sam Johnson (6-4, 250, Jr.)
44 Robert Thomas (6-0, 235, Fr.)

Sam Linebacker

- 99 Josh Davis (5-11, 215, Sr.)
28 Miles Kirksey (6-1, 225, Sr.)

Mike Linebacker

- 50 Cameron Sonnier (6-1, 210, So.)
39 Mac McCaskill (6-0, 215, Fr.)

Will Linebacker

- 27 Terrance Bailey (6-2, 210, Jr.)
35 Benny McCall (6-2, 225, Sr.)

Nickel

- 22 Dondre Wright (5-11, 210, Sr.)
34 Cornelius Barber (6-2, 202, Jr.)

Right Corner

- 2 Tavares Garner (6-0, 195, Sr.)
9 A.J. Tucker (6-3, 210, Jr.)

Left Corner

- 21 Tiyun Avery (5-9, 180, Sr.)
4 Jonathan Edouard (6-0, 165, Jr.)

Free Safety

- 10 Sheldon Watson (6-2, 185, So.)
36 Malik Brown (6-1, 185, So.)

Rover

- 3 Gary Vines (5-11, 190, Sr.)
11 Darius Thomas (6-2, 190, Sr.)

SPECIAL TEAMS

Punter

- 49 Cody Mikell (6-0, 215, Jr.)

Kicker

- 47 Houston Ray (6-0, 175, Jr.)

Deep Snapper

- 16 Trent Williams (6-3, 190, Fr.)
53 Cory Stittle (6-2, 270, So.)

Holder

- 49 Cody Mikell (6-0, 215, Jr.)

Punt Returns

- 1 Courtney Whitehead (6-3, 215, Sr.)
18 Al Lasker (6-3, 205, Sr.)
24 Darion Gray (5-10, 170, So.)

Kickoff Returns

- 20 Zicari Lavender (5-11, 190, Sr.)
12 Jacoby Lewis (5-6, 149, So.)



2016 REDDIE FOOTBALL GAME NOTES • PAGE 15

No.	Player	Pos.	Ht.	Wt.	Class	Hometown	Last School
1	Courtney Whitehead	WR	6-3	215	Sr.-Tr.	Athens, Texas	Univ. Central Arkansas
2	Tavares Garner	DB	6-0	195	Sr.-1L	Missouri City, Texas	Texas A&M
3	Gary Vines	DB	5-11	190	Sr.-3L	N. Little Rock, Ark.	N. Little Rock HS
4	Jonathan Edouard	CB	6-0	165	Jr.-2L	Orlando, Fla.	Maynard Evans HS
5	Jeremy Wilson	WR	5-8	165	Fr.-RS	Tyler, Texas	John Tyler HS
6	Blake Reeve	QB	6-3	225	So.-RS	Cuero, Texas	Cuero HS
7	Trent Jones	DB	5-9	170	Fr.-HS	Shreveport, La.	Byrd HS
8	Austin Bennett	WR	5-11	175	Jr.-Tr.	Manvel, Texas	Univ. of Oklahoma
9	Adrian Tucker	WR	6-3	210	Jr.-2L	Little Rock, Ark.	LR-Central HS
10	Sheldon Watson	DB	6-2	185	So.-1L	Palestine, Texas	Palestine HS
11	Darius Thomas	DB	6-2	190	Sr.-1L	Dublin, Ga.	Union College
12	Jacoby Lewis	WR	5-6	149	So.-1L	Pearland, Texas	Pearland HS
13	Evan Lassiter	QB	6-5	220	Jr.-1L	Coral Springs, Fla.	Independence CC
14	Andrew Black	QB	6-1	180	So.-1L	Tyler, Texas	Chapel Hill HS
15	A.J. Smith	WR	6-5	215	Jr.-2L	Port Neches, Texas	Port Neches Grove
16	Trent Williams	WR	6-3	190	Fr.-HS	Whitehouse, Texas	Whitehouse HS
17	Paul Watson	QB	6-0	200	Fr.-HS	Houston, Texas	Langham Creek HS
18	Al Lasker	WR	6-3	205	Sr.-1L	Conway, Ark.	Univ. of Central Arkansas
19	James Driskell	WR	5-10	185	Sr.-1L	McKinney, Texas	University of Missouri
20	Zacari Lavender	WR	5-11	190	Sr.-Tr.	Gulfport, Miss.	Okla. Panhandle State
21	Tiyun Avery	DB	5-9	180	Sr.-1L	Forsyth, Ga.	Arkansas Baptist JC
22	Dondre Wright	DB	5-11	210	Sr.-1L	Ajax, Ontario	New Mexico Military
23	Jaquan Cole	RB	5-8	185	Sr.-3L	Cedar Hill, Texas	Duncanville HS
24	Darion Gray	DB	5-10	170	So.-1L	Huffman, Texas	Hargrave HS
25	Dmitri Scott	DB	5-11	190	Jr.-Tr.	Tomball, Texas	American River CC
26	Micah Cooper	RB	6-0	200	Fr.-HS	Madill, Okla.	Madill HS
27	Terrance Bailey	DB	6-2	210	Jr.-Tr.	Miami, Fla.	Siskiyous CC
28	Miles Kirksey	LB	6-1	225	Sr.-Tr.	Missouri City, Texas	Texas A&M-Kingsville
29	Anthony Costleigh	LB	5-11	220	Jr.-Tr.	Valencia, Calif.	College of Canyons
30	Ethan Simpson	TE	6-3	210	Fr.-HS	Hot Springs, Ark.	Fountain Lake HS
31	Anthony Hatten	DB	6-0	185	Sr.-RS	Hughes Springs, Texas	Kilgore CC
32	De'Madre Clark	RB	5-10	180	Fr.-RS	Blytheville, Texas	Blytheville HS
33	Logan Warlick	LB	5-10	220	So.-RS	Groves, Texas	Port Neches Grove HS
34	Cornelius Barber	DB	6-2	202	Jr.-RS	Pearland, Texas	Blinn College
35	Benny McCall	LB	6-2	225	Sr.-Tr.	Lake Cormorant, Miss.	Delta State Univ.
36	Malik Brown	DB	6-1	185	So.-Tr.	Huntsville, Texas	Tarleton State Univ.
37	Cameron Schulz	LB	6-0	210	Fr.-RS	Atlanta, Texas	Atlanta HS
38	Carlos Duclos	WR	5-10	180	Jr.-RS	Tampa, Fla.	Itasca CC
39	Mac McCaskill	LB	6-0	215	Fr.-HS	Austin, Texas	Cedar Park HS
41	Mercardo Anderson	DB	5-10	170	Fr.-RS	Ashdown, Ark.	Ashdown HS
42	Colt Conway	DB	5-10	165	Fr.-RS	Mabank, Texas	Mabank HS
43	Aaron Robinson	LB	6-1	190	Jr.-RS	Pasadena, Texas	Pasadena Memorial
44	Robert Thomas	DE	6-0	235	Fr.-HS	Cedar Hill, Texas	Cedar Hill HS
45	Javion Manos	LB	6-1	225	Fr.-RS	Houston, Texas	Dekaney HS
46	Ilya Petrosyan	LB	6-3	240	Sr.-1L	El Cajon, Calif.	Grossmont College
47	Houston Ray	K	6-0	175	Jr.-2L	Owensboro, Ky.	Owensboro Catholic
48	Rhett Rogers	DB	5-10	180	So.-HS	Arkadelphia, Ark.	Arkadelphia HS
49	Cody Mikell	P	6-0	215	Jr.-Tr.	Poplarville, Miss.	Pearl River CC
50	Cameron Sonnier	LB	6-1	210	So.-1L	Clear Brook HS	Webster, Texas
51	Charles Dewoody	LB	6-2	210	Fr.-RS	Hallsville, Texas	Hallsville HS
52	Riley Smith	OL	6-3	270	Fr.-HS	Hope, Ark.	Hope HS
53	Cory Stittle	OL	6-1	270	Jr.-2L	Aledo, Texas	Aledo HS
54	Richard Conyer	OL	6-4	270	Fr.-HS	Galena Park, Texas	Galena Park HS
55	Tavon Jones	LB	6-2	215	Fr.-HS	Mesquite, Texas	West Mesquite HS
56	Darren Franklin	OT	6-3	315	Jr.-2L	Rusk, Texas	Rusk HS
58	Ugo Amadi	OL	6-2	290	Fr.-HS	Houston, Texas	Clements HS
59	Tucker Cross	OL	6-3	315	So.-1L	Denton, Texas	Billy Ryan HS
60	Devante Charles	DL	6-2	300	R-Fr.	Gurdon, Ark.	Gurdon HS



2016 REDDIE FOOTBALL GAME NOTES • PAGE 16

61	Brandon Quinterro	DT	6-3	250	Jr.-2L	Austin, Texas	Lake Travis HS
62	Blake Dybala	OL	6-3	270	Fr.-HS	Lamar, Ark.	Lamar HS
63	Daniel Moore	OL	6-1	280	So.-1L	Duncan, Okla.	Duncan HS
64	Caleb Hicks	OL	6-2	270	Fr.-HS	Dardanelle, Ark.	Dardanelle HS
65	Jojo Grant	OL	6-3	280	So.-1L	Hot Springs, Ark.	Hot Springs HS
67	John Laubacher	OG	6-4	325	Jr.-2L	Corinth, Texas	Lake Dallas HS
69	Montana Fuller	OL	6-3	290	Jr.-1L	Lakin City, Kan.	Hutchison CC
70	John McGee	OT	6-4	280	Sr.-3L	Texarkana, Texas	Oklahoma Univ.
71	Jesse Simmons	OL	6-3	290	Fr.-RS	Newport, Ark.	Newport HS
72	Charles Korn	OL	6-4	305	Fr.-2L	San Antonio, Texas	Churchill HS
73	William Brogdon	OL	6-0	285	Fr.-RS	Van Alstyne, Texas	Van Alstyne HS
74	Samuel Mason	OL	6-0	270	Fr.-RS	Texarkana, Ark.	Genoa Central HS
75	Andrew Dawson	DL	6-2	250	Fr.-HS	Tyler, Texas	Chappell Hill HS
76	Clifford Jackson	OL	6-5	325	Fr.-RS	Hot Springs, Ark.	Hot Springs HS
77	Daquellan Scott	DE	5-11	260	So.-1L	Kilgore, Texas	Kilgore HS
78	Derrick Muldrow	DL	6-0	315	Jr.-RS	Mineral Springs, Ark.	Mineral Springs HS
79	Justin Carpenter	OT	6-4	290	Jr.-2L	Lonoke, Ark.	Lonoke HS
80	Antavion James	WR	5-10	175	Fr.-HS	Fort Worth, Texas	Southwest Christian
81	Anthony Price	TE	6-3	230	Fr.-RS	Tampa, Fla.	Gaither HS
82	Jaquavian Dabbs	WR	6-0	165	Fr.-HS	Marshall, Texas	Marshall HS
83	Adler Goode	WR	6-2	205	Fr.-RS	Springdale, Ark.	Univ. Central Arkansas
84	Ben Johnson	WR	6-2	210	So.-1L	Sapulpa, Okla.	Sapulpa HS
85	David Terrebone	WR	5-9	160	Fr.-RS	LaPorte, Texas	LaPorte HS
86	Darrin Phillips	TE	6-3	235	Jr.-Tr.	Los Angeles, Calif.	East LA CC
87	Crisean Williams Caver	WR	6-1	185	Jr.-RS	Cuyahoga Falls, Ohio	College of DuPage
88	Avery Shoebridge	K	5-10	170	So.-RS	Bossier City, La.	Parkway HS
91	Sam Johnson	DE	6-4	250	Jr.-2L	Sapulpa, Okla.	Sapulpa HS
92	Abdul Wahab-Marei	DL	6-1	320	So.-RS	Houston, Texas	Clear Brook HS
93	Jordan Dominguez	DL	6-2	265	Sr.-1L	Mission Viejo, Calif.	Saddleback CC
94	Henry Davis	DL	6-2	270	Jr.-2L	Denton, Texas	Trinity Valley CC
95	Adam Greenfield	DL	6-3	270	Jr.-1L	Tallahassee, Fla.	Feather River CC
96	Blake Burnard	DL	6-3	250	Jr.-1L	Bakersfield, Calif.	Saddleback CC
97	Zach Hunter	DL	6-0	230	Fr.-HS	Hallsville, Texas	Hallsville HS
98	DJ Crook	LS	6-1	170	Fr.-HS	Hot Springs, Ark.	Lakeside HS
99	Josh Davis	LB	5-11	215	Sr.-3L	El Dorado, Ark.	El Dorado HS

HOW DO YOU SAY . . .

2	Tavares Garner	Tah-VAR-ess	50	Cameron Sonnier	sawn-YEAH
4	Jonathan Edourad	ED-wahrd	53	Cory Stitle	STITE-all
19	James Driskell	DRISS-kall	58	Ugo Amadi	U-go Ah-mod-ee
20	Zacari Lavender	Zah-car-ee Lav-in-der	67	John Laubacher	Law-balk-er
21	Tiyun Avery	TY-yun	77	Daquellan Scott	DAH-qwill-len
29	Anthony Costleigh	Cost-LEE	80	Antavion James	Ant-tay-vee-on
36	Malik Brown	Mah-LEAK	82	Jaquavian Dabbs	Juh-quave-ee-on
38	Carlos Duclos	Due-close	83	Adler Goode	Goohd
41	Mercardo Anderson	Mur-car-doe	87	Crisean Caver	Kree-sen CAVE-er
45	Javion Manos	JAY-vee-un MAN-ose	92	Abdul Wahab-Marei	Wah-hob Maree
46	Ilya Petrosyan	ILL-yuh Pah-TRO-shun	93	Jordan Dominguez	DOE-ming-ez
49	Cody Mikell	Michael			



2016 REDDIE FOOTBALL GAME NOTES • PAGE 17

No.	Player	Pos.	Ht.	Wt.	Class	Hometown	Last School
0	Blake Atchley	LB	5-9	185	Fr.-HS	Springhill, La.	North Webster HS
0	Alex Baker	LB	6-0	220	Fr.-HS	Longview, Texas	Pine Tree HS
0	Jeff Blake	LB	5-11	225	Fr.-HS	Arkadelphia, Ark.	Arkadelphia HS
0	Jordan Branson	WR	6-1	200	Fr.-RS	Hensley, Ark.	Platte County HS
0	Rowland Brothers	P/K	6-1	160	Fr.-RS	Lexa, Ark.	Barton HS
0	Deshawn Brown	RB	5-9	191	Fr.-HS	Camden, Tenn.	Camden Central HS
0	Tonda Bullock	DB	6-2	185	Fr.-HS	Little Rock, Ark.	Robinson HS
0	Maleric Butler	RB	5-8	165	Fr.-HS	Prescott, Ark.	Prescott HS
0	Julio Cervantes	K	5-8	165	Fr.-HS	Henderson, Texas	Henderson HS
0	Fuller Chandler	QB	6-2	205	Fr.-HS	Springdale, Ark.	Har-Ber HS
0	Terrance Cooper	WR	6-2	170	Fr.-HS	Houston, Texas	Hightower HS
0	Bryson Davis	DB	6-3	180	Fr.-HS	Longview, Texas	Longview HS
0	Ty Davis	DL	6-3	250	Fr.-RS	El Dorado, Ark.	Smackover HS
0	Blake Faulk	LB	5-11	205	Fr.-HS	Prairie Grove, Ark.	Prairie Grove HS
0	Antonio Franklin	DB	6-1	180	Fr.-HS	Arlington, Texas	Lamar HS
0	Grant Gatson	P	5-8	215	Fr.-RS	Hot Springs, Ark.	Lakeside HS
0	Nicholas Gibson	DB	5-9	170	Fr.-HS	Grand Prairie, Texas	South Grand Prairie HS
0	Bryston Gipson	DB	5-11	170	Fr.-HS	Tyler, Texas	John Tyler HS
0	Bailey Goza	DB	6-2	170	Fr.-HS	Arkadelphia, Ark.	Arkadelphia HS
0	Demarko Gulley	DB	6-0	185	Fr.-HS	Prescott, Ark.	Prescott HS
0	Keylan Hall	DB	6-1	175	Fr.-HS	Sulphur Springs, Texas	Sulphur Springs HS
0	Jake Haker	RB	5-8	182	Fr.-HS	Van Alstyne, Texas	Van Alstyne HS
0	Emmerson Hamm	OL	6-4	310	So.-RS	San Antonio, Texas	Macarthur HS
0	Ricky Henderson	RB	5-11	180	Fr.-HS	Lancaster, Texas	Lancaster HS
0	Kryan Jamison	DB	5-8	165	Fr.-HS	Coppell, Texas	Coppell HS
0	Cordarrion Johnson	DB	5-8	157	Fr.-HS	Tyler, Texas	John Tyler HS
0	Rolando Johnson	DL	5-10	240	Fr.-RS	Hot Springs, Ark.	Hot Springs HS
0	Patrick Johnson	CB	5-8	165	Fr.-HS	Stamps, Ark.	Lafayette Co. HS
0	Amere Jones	DL	6-0	250	Fr.-HS	Riverdale, Ga.	Riverdale HS
0	Dee Jones	DB	5-10	160	Fr.-HS	Texarkana, Texas	Texas HS
0	Catlin Keeler	TE	6-3	250	Jr.-Tr.	Las Cruces, N.M.	Diablo Valley College
0	Alexander Kennedy	LB	6-1	205	Fr.-RS	Murfreesboro, Ark.	Murfreesboro HS
0	Chris Leaks	LB	6-3	210	Fr.-HS	Rison, Ark.	Rison HS
0	Chase Lodree	WR	6-1	185	Fr.-HS	Dallas, Texas	Skyline HS
0	Cecil Langston	RB	5-8	185	Fr.-HS	Luxora, Ark.	Rivercrest HS
0	Johvoni McClendon	DB	6-0	198	Fr.-HS	Little Rock, Ark.	Parkview HS
0	Josh Mulumba	DB	5-10	190	Fr.-HS	Coppell, Texas	Coppell HS
0	Brandon Nodier	LB	5-11	200	Fr.-HS	Prairie Grove, Ark.	Prairie Grove HS
0	Trevor Pipken	QB	5-11	180	Fr.-HS	Prescott, Ark.	Prescott HS
0	Josh Puryear	DE	6-2	240	Fr.-HS	Cordova, Tenn.	Germantown HS
0	Cameron Raphiel	DB	6-2	195	Fr.-HS	Houston, Texas	Summer Creek HS
0	Antoine Roshell	DL	6-2	245	Fr.-HS	Arlington, Texas	Bowie HS
0	Reece Shaw	QB	6-3	185	Fr.-HS	Fort Worth, Texas	Southwest Christian HS
0	Carlton Shutes	LB	6-0	205	Fr.-HS	Little Rock, Ark.	LR Central HS
0	Zach Singleton	DL	6-5	220	Fr.-HS	Frisco, Texas	Wakeland HS
0	Carlos Stewart	LB	6-1	195	Fr.-HS	Little Rock, Ark.	Little Rock Christian
0	Daniel Storie	LB	5-11	225	Fr.-HS	Coppell, Texas	Coppell HS
0	Patrick Thrower	WR	6-0	185	Fr.-HS	Camden, Ark.	Camden-Fairview HS
0	Trai Wade	WR	6-4	185	Fr.-HS	Pine Bluff, Ark.	Watson Chapel HS
0	Mario Waits	DL	5-11	180	Fr.-HS	Little Rock, Ark.	Bryant, Ark.
0	Josh Witherspoon	FB	5-10	220	Fr.-HS	Hope, Ark.	Hope HS
0	Derrik Weeks	DL	6-2	210	Fr.-HS	Sulphur Springs, Texas	Sulphur Springs HS
0	James Woods	DB	5-10	170	Fr.-HS	Russellville, Ark.	Russellville HS
0	Joshua Wunderlich	LB	5-8	180	Fr.-HS	Magnet Cove, Ark.	Magnet Cove HS
0	JoVaughn Wyrick	RB	5-8	175	Fr.-HS	Beebe, Ark.	Beebe HS



2016 REDDIE FOOTBALL STATISTICS • PAGE 18

Date	Opponent		Score	Att.
* Aug 31, 2016	SOUTHEASTERN OKLA.	W	13-11	5013
* Sep 10, 2016	at East Central	W	34-7	3140
* Sep 17, 2016	NORTHWESTERN OKLA.	W	62-23	5138
* Sep 24, 2016	at Southwestern Okla.	W	45-17	2663
* Oct 01, 2016	at Arkansas Tech	W	27-20	6758
* Oct 08, 2016	#16 HARDING	L	3-35	6026
* Oct 15, 2016	ARKANSAS-MONTICELLO	W	45-17	3210

Rushing	gp	att	gain	loss	net	avg	td	lg	avg/g
Jeremy Wilson	7	81	511	17	494	6.1	8	78	70.6
Jaquan Cole	7	62	373	27	346	5.6	4	63	49.4
Andrew Black	7	52	397	81	316	6.1	3	62	45.1
Micah Cooper	5	21	56	6	50	2.4	0	7	10.0
Evan Lassiter	7	12	27	3	24	2.0	1	8	3.4
Blake Reeve	1	3	18	0	18	6.0	0	16	18.0
Logan Warlick	7	2	15	0	15	7.5	0	10	2.1
Robert Thomas	6	5	8	0	8	1.6	3	5	1.3
De'Madre Clark	3	3	2	0	2	0.7	0	1	0.7
Total	7	248	1407	163	1244	5.0	19	78	177.7
Opponents	7	293	1087	235	852	2.9	4	28	121.7

Passing	gp	effic	comp-att-int	pct	yds	td	lg	avg/g
Andrew Black	7	121.32	78-126-7	61.9	940	3	52	134.3
Evan Lassiter	7	152.96	57-86-0	66.3	691	5	55	98.7
Blake Reeve	1	106.70	2-4-0	50.0	27	0	25	27.0
Total	7	133.64	137-216-7	63.4	1658	8	55	236.9
Opponents	7	121.43	139-229-9	60.7	1477	10	58	211.0

Receiving	gp	no.	yds	avg	td	lg	avg/g
Courtney Whitehead	7	33	493	14.9	2	55	70.4
Jacoby Lewis	7	23	174	7.6	0	20	24.9
Austin Bennett	7	18	216	12.0	1	52	30.9
Jeremy Wilson	7	13	138	10.6	0	45	19.7
AJ Smith	5	9	91	10.1	0	20	18.2
Darion Gray	6	8	71	8.9	0	18	11.8
Al Lasker	5	6	94	15.7	3	34	18.8
Jaquan Cole	7	6	91	15.2	1	49	13.0
Ben Johnson	6	4	94	23.5	0	51	15.7
Adler Goode	4	3	65	21.7	0	34	16.2
Zacari Lavender	7	3	28	9.3	0	14	4.0
Darrin Phillips	6	2	21	10.5	0	19	3.5
Antavion James	5	2	19	9.5	0	12	3.8
Logan Warlick	7	2	14	7.0	0	13	2.0
Micah Cooper	5	1	25	25.0	0	25	5.0
Total	7	137	1658	12.1	8	55	236.9
Opponents	7	139	1477	10.6	10	58	211.0

Field Goals	fg	pct.	01-19	20-29	30-39	40-49	50-99	lg	blk
Houston Ray	9-12	75.0	0-0	2-3	6-7	1-2	0-0	42	0

Scoring	td	fg	PAT				dxp	saf	pts
			kick	rush	rcv	pass			
Houston Ray	-	9-12	28-29	-	-	-	-	-	55
Jeremy Wilson	8	-	-	-	-	-	-	-	48
Jaquan Cole	5	-	-	-	-	-	-	-	30
Robert Thomas	3	-	-	-	-	-	-	-	18
Al Lasker	3	-	-	-	-	-	-	-	18
Andrew Black	3	-	-	-	-	-	-	-	18
Sheldon Watson	2	-	-	-	-	-	-	-	12
Courtney Whitehead	2	-	-	-	-	-	-	-	12
Evan Lassiter	1	-	-	-	-	-	-	-	6
Trent Williams	1	-	-	-	-	-	-	-	6
Austin Bennett	1	-	-	-	-	-	-	-	6
Total	29	9-12	28-29	-	-	-	-	-	229
Opponents	16	6-8	14-15	-	1	1-1	-	-	130

Score by Quarters	1st	2nd	3rd	4th	OT	Total
Henderson State	67	73	54	35	0	229
Opponents	17	66	10	37	0	130

Record:	Overall	Home	Away	Neutral
All games	6-1	3-1	3-0	0-0
Conference	6-1	3-1	3-0	0-0
Non-Conference	0-0	0-0	0-0	0-0

Team Statistics	HSU	OPP
FIRST DOWNS	147	126
Rushing	62	52
Passing	73	66
Penalty	12	8
RUSHING YARDAGE	1244	852
Rushing Attempts	248	293
Average Per Rush	5.0	2.9
Average Per Game	177.7	121.7
TDs Rushing	19	4
PASSING YARDAGE	1658	1477
Comp-Att-Int	137-216-7	139-229-9
Average Per Pass	7.7	6.4
Average Per Catch	12.1	10.6
Average Per Game	236.9	211.0
TDs Passing	8	10
TOTAL OFFENSE	2902	2329
Average Per Play	6.3	4.5
Average Per Game	414.6	332.7
KICK RETURNS: #Yards	22-442	33-672
PUNT RETURNS: #Yards	17-105	9-71
INT RETURNS: #Yards	9-102	7-103
FUMBLES-LOST	11-9	14-9
PENALTIES-Yards	48-431	53-506
PUNTS-AVG	27-43.3	41-40.7
TIME OF POSSESSION/Game	26:13	33:47
3RD-DOWN Conversions	37/89	41/117
4TH-DOWN Conversions	5/11	11/19

Interceptions	no.	yds	avg	td	lg
Sheldon Watson	4	74	18.5	1	74
Malik Brown	1	0	0.0	0	0
Jonathan Edouard	1	0	0.0	0	0
Tiyun Avery	1	0	0.0	0	0
Dondre Wright	1	0	0.0	0	0
Josh Davis	1	28	28.0	0	28

Punting	no.	yds	avg	lg	tb	fc	i20	50+	blk
Cody Mikell	25	1080	43.2	59	1	3	7	5	0
Andrew Black	2	89	44.5	52	0	0	2	1	0

Punt Returns	no.	yds	avg	td	lg
Al Lasker	6	54	9.0	0	28
Darion Gray	6	24	4.0	0	16
Crisean Caver	2	13	6.5	0	8
James Driskell	1	0	0.0	0	0
Trent Jones	1	0	0.0	0	0
Terrance Bailey	1	14	14.0	0	14
Total	17	105	6.2	0	28
Opponents	9	71	7.9	0	17

Kick Returns	no.	yds	avg	td	lg
Zacari Lavender	12	329	27.4	0	35
Jacoby Lewis	6	113	18.8	0	30
Logan Warlick	2	-2	-1.0	0	0
Robert Thomas	1	2	2.0	0	2
Al Lasker	1	0	0.0	0	0
Total	22	442	20.1	0	35
Opponents	33	672	20.4	0	41

All Purpose	g	rush	rcv	pr	kr	ir	total	avg/g
Jeremy Wilson	7	494	138	0	0	0	632	90.3
Courtney White	7	0	493	0	0	0	493	70.4
Jaquan Cole	7	346	91	0	0	0	437	62.4
Zacari Lavender	7	0	28	0	329	0	357	51.0
Andrew Black	7	316	0	0	0	0	316	45.1
Total	7	1244	1658	105	442	102	3551	507.3
Opponents	7	852	1477	71	672	103	3175	453.6



2016 REDDIE FOOTBALL STATISTICS • PAGE 19

Team Statistics	HSU	OPP
SCORING	229	130
Points Per Game	32.7	18.6
Points Off Turnovers	62	46
FIRST DOWNS	147	126
Rushing	62	52
Passing	73	66
Penalty	12	8
RUSHING YARDAGE	1244	852
Yards gained rushing	1407	1087
Yards lost rushing	163	235
Rushing Attempts	248	293
Average Per Rush	5.0	2.9
Average Per Game	177.7	121.7
TDs Rushing	19	4
PASSING YARDAGE	1658	1477
Comp-Att-Int	137-216-7	139-229-9
Average Per Pass	7.7	6.4
Average Per Catch	12.1	10.6
Average Per Game	236.9	211.0
TDs Passing	8	10
TOTAL OFFENSE	2902	2329
Total Plays	464	522
Average Per Play	6.3	4.5
Average Per Game	414.6	332.7
KICK RETURNS: #-Yards	22-442	33-672
PUNT RETURNS: #-Yards	17-105	9-71
INT RETURNS: #-Yards	9-102	7-103
KICK RETURN AVERAGE	20.1	20.4
PUNT RETURN AVERAGE	6.2	7.9
INT RETURN AVERAGE	11.3	14.7
FUMBLES-LOST	11-9	14-9
PENALTIES-Yards	48-431	53-506
Average Per Game	61.6	72.3
PUNTS-Yards	27-1169	41-1667
Average Per Punt	43.3	40.7
Net punt average	39.9	37.1
KICKOFFS-Yards	44-2656	27-1384
Average Per Kick	60.4	51.3
Net kick average	40.0	34.9
TIME OF POSSESSION/Game	26:13	33:47
3RD-DOWN Conversions	37/89	41/117
3rd-Down Pct	42%	35%
4TH-DOWN Conversions	5/11	11/19
4th-Down Pct	45%	58%
SACKS BY-Yards	19-100	9-64
MISC YARDS	0	0
TOUCHDOWNS SCORED	29	16
FIELD GOALS-ATTEMPTS	9-12	6-8
ON-SIDE KICKS	0-0	0-0
RED-ZONE SCORES	(27-34) 79%	(17-24) 71%
RED-ZONE TOUCHDOWNS	(19-34) 56%	(11-24) 46%
PAT-ATTEMPTS	(28-29) 97%	(14-15) 93%
ATTENDANCE	19387	12561
Games/Avg Per Game	4/4847	3/4187
Neutral Site Games		0/0

Score by Quarters	1st	2nd	3rd	4th	OT	Total
Henderson State	67	73	54	35	0	229
Opponents	17	66	10	37	0	130

Rushing	gp	att	gain	loss	net	avg	td	lg	avg/g
Jeremy Wilson	7	81	511	17	494	6.1	8	78	70.6
Jaquan Cole	7	62	373	27	346	5.6	4	63	49.4
Andrew Black	7	52	397	81	316	6.1	3	62	45.1
Micah Cooper	5	21	56	6	50	2.4	0	7	10.0
Evan Lassiter	7	12	27	3	24	2.0	1	8	3.4
Blake Reeve	1	3	18	0	18	6.0	0	16	18.0
Logan Warlick	7	2	15	0	15	7.5	0	10	2.1
Robert Thomas	6	5	8	0	8	1.6	3	5	1.3
De'Madre Clark	3	3	2	0	2	0.7	0	1	0.7
TEAM	3	7	0	29	-29	-4.1	0	0	-9.7
Total	7	248	1407	163	1244	5.0	19	78	177.7
Opponents	7	293	1087	235	852	2.9	4	28	121.7

Passing	gp	effic	comp-att-int	pct	yds	td	lg	avg/g
Andrew Black	7	121.32	78-126-7	61.9	940	3	52	134.3
Evan Lassiter	7	152.96	57-86-0	66.3	691	5	55	98.7
Blake Reeve	1	106.70	2-4-0	50.0	27	0	25	27.0
Total	7	133.64	137-216-7	63.4	1658	8	55	236.9
Opponents	7	121.43	139-229-9	60.7	1477	10	58	211.0

Receiving	gp	no.	yds	avg	td	lg	avg/g
Courtney Whitehead	7	33	493	14.9	2	55	70.4
Jacoby Lewis	7	23	174	7.6	0	20	24.9
Austin Bennett	7	18	216	12.0	1	52	30.9
Jeremy Wilson	7	13	138	10.6	0	45	19.7
AJ Smith	5	9	91	10.1	0	20	18.2
Darion Gray	6	8	71	8.9	0	18	11.8
Al Lasker	5	6	94	15.7	3	34	18.8
Jaquan Cole	7	6	91	15.2	1	49	13.0
Ben Johnson	6	4	94	23.5	0	51	15.7
Adler Goode	4	3	65	21.7	0	34	16.2
Zacari Lavender	7	3	28	9.3	0	14	4.0
Darrin Phillips	6	2	21	10.5	0	19	3.5
Antavion James	5	2	19	9.5	0	12	3.8
Logan Warlick	7	2	14	7.0	0	13	2.0
Micah Cooper	5	1	25	25.0	0	25	5.0
David Terrebone	2	1	11	11.0	0	11	5.5
Trent Williams	6	1	8	8.0	1	8	1.3
Adrian Tucker	7	1	3	3.0	0	3	0.4
James Driskell	1	1	2	2.0	0	2	2.0
Total	7	137	1658	12.1	8	55	236.9
Opponents	7	139	1477	10.6	10	58	211.0

Punt Returns	no.	yds	avg	td	lg
Darion Gray	6	24	4.0	0	16
Al Lasker	6	54	9.0	0	28
Crisean Caver	2	13	6.5	0	8
Trent Jones	1	0	0.0	0	0
James Driskell	1	0	0.0	0	0
Terrance Bailey	1	14	14.0	0	14
Total	17	105	6.2	0	28
Opponents	9	71	7.9	0	17

Interceptions	no.	yds	avg	td	lg
Sheldon Watson	4	74	18.5	1	74
Tiyun Avery	1	0	0.0	0	0
Dondre Wright	1	0	0.0	0	0
Malik Brown	1	0	0.0	0	0
Josh Davis	1	28	28.0	0	28
Jonathan Edouard	1	0	0.0	0	0
Total	9	102	11.3	1	74
Opponents	7	103	14.7	1	32

Kick Returns	no.	yds	avg	td	lg
Zacari Lavender	12	329	27.4	0	35
Jacoby Lewis	6	113	18.8	0	30
Logan Warlick	2	-2	-1.0	0	0
Al Lasker	1	0	0.0	0	0
Robert Thomas	1	2	2.0	0	2
Total	22	442	20.1	0	35
Opponents	33	672	20.4	0	41

Fumble Returns	no.	yds	avg	td	lg
Sheldon Watson	1	44	44.0	1	44
Total	1	44	44.0	1	44
Opponents	2	34	17.0	1	17

Scoring	td	fg	PAT				exp	saf	pts
			kick	rush	rcv	pass			
Houston Ray	-	9-12	28-29	-	-	-	-	-	55
Jeremy Wilson	8	-	-	-	-	-	-	-	48
Jaquan Cole	5	-	-	-	-	-	-	-	30
Andrew Black	3	-	-	-	-	-	-	-	18
Robert Thomas	3	-	-	-	-	-	-	-	18
Al Lasker	3	-	-	-	-	-	-	-	18
Sheldon Watson	2	-	-	-	-	-	-	-	12
Courtney Whitehead	2	-	-	-	-	-	-	-	12
Austin Bennett	1	-	-	-	-	-	-	-	6
Evan Lassiter	1	-	-	-	-	-	-	-	6
Trent Williams	1	-	-	-	-	-	-	-	6
Total	29	9-12	28-29	-	-	-	-	-	229
Opponents	16	6-8	14-15	-	1	1-1	-	-	130

Total Offense	g	plays	rush	pass	total	avg/g
Andrew Black	7	178	316	940	1256	179.4
Evan Lassiter	7	98	24	691	715	102.1
Jeremy Wilson	7	81	494	0	494	70.6
Jaquan Cole	7	62	346	0	346	49.4
Micah Cooper	5	21	50	0	50	10.0
Blake Reeve	1	7	18	27	45	45.0
Logan Warlick	7	2	15	0	15	2.1
Robert Thomas	6	5	8	0	8	1.3
De'Madre Clark	3	3	2	0	2	0.7
TEAM	3	7	-29	0	-29	-9.7
Total	7	464	1244	1658	2902	414.6
Opponents	7	522	852	1477	2329	332.7

Field Goals	fg	pct.	01-19	20-29	30-39	40-49	50-59	lg	blk
Houston Ray	9-12	75.0	0-0	2-3	6-7	1-2	0-0	42	0

FG Sequence	Henderson State	Opponents
Southeastern Okla.	(31),27,(32)	(34),34
East Central	42	-
Northwestern Okla.	(38),(32)	(25)
Southwestern Okla.	(31)	(36)
Arkansas Tech	(21),(42)	(30),(39)
Harding	39,(31)	27
Arkansas-Monticello	(23)	(18)

Punting	no.	yds	avg	lg	tb	fc	l20	50+	blk
Cody Mikkell	25	1080	43.2	59	1	3	7	5	0
Andrew Black	2	89	44.5	52	0	0	2	1	0
Total	27	1169	43.3	59	1	3	9	6	0
Opponents	41	1667	40.7	56	2	13	13	6	0

Kickoffs	no.	yds	avg	tb	ob	retn	net	ydln
Houston Ray	43	2615	60.8	9	1			
Avery Shoebridge	1	41	41.0	0	0			
Total	44	2656	60.4	9	1	20.4	40.0	25
Opponents	27	1384	51.3	0	3	20.1	34.9	30



2016 REDDIE FOOTBALL STATISTICS • PAGE 21

#	Defensive Leaders	gp	Tackles				Sacks no-yds	Pass defense			Fumbles		blkd	
			ua	a	tot	tfl/yds		int-yds	brup	qbh	rcv-yds	ff	kick	saf
50	Cameron Sonnier	7	37	28	65	8.5-18	1.5-9	.	.	.	1-0	1	.	.
22	Dondre Wright	7	27	23	50	1.0-1	1.0-1	1-0	4	.	1-0	.	.	.
3	Gary Vines	7	18	29	47	3.0-5	.	.	2
99	Josh Davis	7	23	23	46	3.0-3	1.0-1	1-28	3	1
10	Sheldon Watson	7	21	12	33	.	.	4-74	3	.	1-44	.	.	.
9	Adrian Tucker	7	17	12	29	2.0-9	.	.	5
94	Henry Davis	7	7	18	25	1.5-3	0.5-2	.	.	.	1-0	1	.	.
27	Terrance Bailey	6	12	12	24	6.0-13	2.0-7	.	1	.	1-0	.	.	.
91	Sam Johnson	7	13	11	24	5.5-39	5.0-33	.	.	3	.	2	.	.
11	Darius Thomas	7	15	9	24	1.0-1	.	.	5
36	Malik Brown	7	10	11	21	.	.	1-0	.	.	1-0	2	.	.
2	Tavares Garner	7	11	6	17	1.0-3	.	.	2	.	1-0	.	.	.
21	Tiyun Avery	7	12	3	15	2.0-5	.	1-0
4	Jonathan Edouard	7	9	5	14	.	.	1-0	2
7	Trent Jones	6	8	5	13	.	.	.	1
45	Javion Manos	4	6	7	13	1.0-10	1.0-10	1	.	.
96	Blake Burnard	7	5	7	12	3.5-26	2.0-12	.	.	1	1-0	.	.	.
77	Daquellan Scott	7	3	9	12	2.0-7	0.5-2	.	.	1
78	Derrick Muldrow	7	7	3	10	1.5-7	0.5-3	.	.	1
93	Jordan Dominguez	6	4	6	10	4.0-12	2.0-8	.	.	.	1-0	.	.	.
28	Miles Kirksey	7	6	3	9	1.0-1	.	.	1
44	Robert Thomas	6	5	4	9	1.0-2	1.0-2
39	Mac McCaskill	4	5	3	8
47	Houston Ray	7	4	2	6
61	Brandon Quinterro	4	3	2	5	0.5-1
34	Cornelius Barber	4	2	2	4
26	Micah Cooper	5	2	1	3
95	Adam Greenfield	4	3	.	3
23	Jaquan Cole	7	2	1	3
60	Devante Charles	4	2	1	3
41	Mercardo Anderson	4	2	.	2
14	Andrew Black	7	2	.	2
42	Colt Conway	5	2	.	2
35	Benny McCall	2	2	.	2	1.0-10	1.0-10	.	1	.	.	1	.	.
43	Aaron Robinson	1	1	.	1
48	Rhett Rogers	2	.	1	1
37	Cameron Schulz	2	1	.	1
16	Trent Williams	6	1	.	1
87	Crissean Caver	4	1	.	1
31	Anthony Hatten	2	1	.	1
25	Dmitri Scott	2	.	1	1
86	Darrin Phillips	6	1	.	1
33	Logan Warlick	7	1	.	1
84	Ben Johnson	6	1	.	1
59	Tucker Cross	6	1	.	1
20	Zacari Lavender	7	1	.	1
5	Jeremy Wilson	7	1	.	1
Total		7	318	260	578	50-176	19-100	9-102	30	7	9-44	8	.	.
Opponents		7	270	211	481	35-123	9-64	7-103	33	5	9-34	5	.	.



SCOTT MAXFIELD

LOUISIANA TECH • 1984

12th Year at HSU: 86-41

16th Year Overall: 115-52

He is considered one of the greatest coaches in Henderson State history. Scott Maxfield has built a football program that has garnered national attention.

In his 11 seasons at Henderson, Maxfield has compiled an 86-41 record and has coached 101 all-conference honorees, 59 all-region selections, 23 All-Americans and four Harlon Hill Trophy finalists.

The winningest coach in Great American Conference history, Maxfield's 85 wins rank second only to Sporty Carpenter for most wins at Henderson. Carpenter won five Arkansas Intercollegiate Conference titles and posted a record of 119-76-7 from 1971 to 1989.

Since 2010, Maxfield's teams have claimed four conference titles and have made three NCAA postseason appearances claiming the school's first NCAA playoff win in 2015 posting a 23-16 victory over Sioux Falls. In those six seasons, Henderson has a 55-15 record, the best among all four-year Arkansas institutions. Maxfield has also led the Reddies to a 46-5 Great American Conference record which included a streak of 27 straight victories.

Maxfield has compiled a 7-3 record against Ouachita Baptist in the Battle of the Ravine including winning four straight against the Tigers from 2010 to 2013. Only Carpenter (8-9-2) and Jimmy Haygood (8-8-2) have more wins over OBU.

The Reddies claimed GAC championships in 2012, 2013 and 2015, earned a share of the Gulf South Conference title in 2010 and have hosted the NCAA Division II playoffs in 2012, 2013 and 2015 with Maxfield at the helm.

Along the way, Maxfield earned AFCA Super Region 3 Coach of the Year honors in 2013 after leading the Reddies to a school-record 11 wins and their second straight undefeated regular-season. Maxfield also garnered GAC Coach of the Year honors in 2012 and 2013, was also one of five finalists for the 2012 and 2013 Liberty Mutual National Coach of the Year, and was GSC co-Coach of the Year in 2010.

The 2015 Reddies claimed the conference title with a 10-1 league mark and then hosted the first and second rounds of the NCAA Playoffs.

A total of 15 players earned All-GAC honors, with JaQuan Cole earning GAC Offensive Player of the Year. Henderson finished the season ranked No. 12 in the AFCA Top 25.



In 2013, the Reddies earned their highest-ever national ranking since becoming a member of the NCAA in 1993. Henderson State was ranked in the AFCA Top 25 Poll for the entire season and ranked No. 4 the final four weeks of the regular-season.

That season saw the Reddies go 11-1 including a 10-0 mark in GAC play. Henderson State was tops in the nation in scoring offense (53.5 points per game), total offense (576.6 ypg) and passing offense (428.4 ypg).

Throughout the course of the season, 13 Reddies earned national player of the week honors, while 12



earned GAC Player of the Week accolades.

One product of Maxfield was Kevin Rodgers who earned GAC Offensive Player of the Year honors three straight years as well as being named the GAC Male Athlete of the Year twice.

Henderson also had the 2013 GAC Defensive Player of the Year for the second straight season as linebacker Keaton Stigger grabbed the honor. Maxie Graham was touted as the league's best defensive player in 2012.

In 2012, Henderson State finished the regular-season undefeated/untied for the first time in school history as the Reddies were 10-0 overall including an 8-0 record in the GAC. That season also saw the Reddies advance to the NCAA Division II playoffs for the first time in school history.

A record 19 players earned All-GAC honors and 10 Reddies were named First-Team All-GAC.

The Reddies led the nation in scoring (50.36 points per game), were third in total offense (516.82 ypg), third in passing offense (377.64 ypg), and third in passing efficiency (172.79). Henderson State also outscored its opponents by an average of 29 points per game.

Aside from the success on the field, Maxfield, his staff and the Reddies work extensively off the field, in the classroom as well as within the community.

Since Maxfield's arrival, the academic standards within the Reddie football program have made a significant improvement. The team cumulative grade point average in past three years is 2.8 with 85 players earning academic all-conference honors.

Rodgers earned the Capitol One Academic All-American Scholar Athlete of the Year. A year earlier, Kelton Hays became the first Reddie since Lee Daily in 1998 to earn Capitol One Academic All-American First-Team honors.

Prior to Maxfield's arrival, Henderson State struggled to make the transition from the NAIA to the NCAA Division II level.

From 1993 to 2004, Henderson State had just one winning season and a combined record of 35-90-1 in those 12 seasons.

After a rebuilding year in 2005, Maxfield led the Reddies to an 8-3 record in 2006, and a 7-3 mark in 2007. The Reddies finished with a 6-2 record in the Gulf South Conference both seasons finishing tied for second.

The 8-3 finish in 2006 was the best turnaround in the nation, as the Reddies were just 3-8 in Maxfield's first season. Henderson State ranked in the top 25 in several polls throughout the season.

In 2007, the Reddies finished with a 7-3 record and finished the season ranked 23rd in College Sports Report Top 25. Henderson State recorded its third straight winning season at home, completing back-to-back winning seasons for the first time since 1989 and 1990, and turned in an 18-0 shutout against in-town rival Ouachita Baptist.

The 2008 season showed a versatile Reddie team with one of the most prolific offenses in HSU history averaging 32.8 points per game while totaling 448.1 yards of offense including 330.1 yards passing. The Reddies finished 5-5 losing three games late in the fourth quarter which left Maxfield and the rest of Reddies wondering what could have been.

Despite the 5-5 season, it was the third straight non-losing year for the Reddies, the most since Henderson recorded seven straight non-losing seasons from 1973 to 1979 under legendary coach Sporty Carpenter.

In 2010, Maxfield led the Reddies to their first conference championship in 25 years as Henderson State claimed a share of the Gulf South Conference title.



Despite being limited to just five conference games, the 2011 Reddies finished second in their first year in the Great American Conference recording a 4-1 conference record including a 41-36 victory over Ouachita Baptist. Henderson State was the only Division II team in the nation to play two games against NCAA Division I opponents.

A proven winner, Maxfield led Blinn College to back-to-back playoff appearances prior to his arrival at Henderson State.

During his three years at the Brenham, Texas school, Maxfield compiled a 21-10 record and a pair of playoff appearances.

Blinn finished with a 9-2 record in 2004, finishing ranked No. 7 nationally, and advancing to the Southwest Junior College Conference semifinals before losing to Tyler Junior College.

The Buccaneers ranked second nationally in total offense averaging 469.9 yards per game, including 269 yards passing per game which ranked fifth in the nation.

Maxfield's offense also lit up the scoreboard at Blinn averaging 46.1 points per game.

After posting a 5-5 mark in his first year at Blinn, Maxfield kick-started the Bucs' offense in 2003 and carried the Buccaneers to the playoffs for the first time in three years. Blinn finished the 2003 season with an overall record of 7-3, but it was the Bucs' offense that caught the nation's attention.

Blinn fielded one of the most dangerous offensive attacks in junior college history, averaging 558 yards and 52 points a game. The Bucs had three All-Americans on offense and sent four offensive players on to the Division I level.

The former Offensive Coordinator of the Year spent one year as head football coach at Pearl River Community College in Mississippi, before taking the job at Blinn.

At Pearl River, Maxfield guided the Wildcats to a 7-2 finish, the first winning season for the school since 1995. The offense finished first in the National Junior College Athletic Association in total team offense, averaging 460.5 yards per game, and was also first in passing offense, averaging 315.8 yards per game.

His previous five seasons were spent with Northwest Mississippi Community College in Senatobia where he was the offensive coordinator.

Maxfield, who holds a bachelor's degree from Louisiana Tech and his master's from the United States Sports Academy, was named Offensive Coordinator of the Year for Community and Junior Colleges in 1999 by American Football Coach Magazine.

His 28 years of coaching experience includes five years as an assistant at Northwestern State University in Natchitoches, La.

Working under former HSU Athletic Director and then coach of the Demons Sam Goodwin, Maxfield was defensive line coach from 1991-94, before becoming Goodwin's defensive coordinator from 1994 to 1996.

Maxfield also spent a total of 10 years (1986-1990 and 1996-2001) at Northwest Mississippi Community College.

A graduate of John Tyler High School in Tyler, Texas, Maxfield was a four-year letterman at Louisiana Tech University where he played offensive guard and center.

After his eligibility was finished, Maxfield served as a student assistant for the Bulldogs before becoming a graduate assistant at Ole Miss.

Coach Maxfield and wife Beth Ann have assisted with several charitable organizations donating their time as well as providing financial support to such organizations as the Make-A-Wish Foundation, the Humane Society, United Way, Relay for Life, and the Red Cross to name a few.

COACH MAX FILE

BIRTHDATE: Oct. 11, 1960
HIGH SCHOOL: John Tyler High School
COLLEGE: Louisiana Tech (1984)
COLLEGE ATHLETICS: Football: 4 letters as a guard/center
HIGH SCHOOL ATHLETICS: Football and Baseball
PERSONAL: Wife: Beth Ann; Daughter: Alexandra Hailey

COACHING CAREER:

1983	Louisiana Tech	Student Assistant
1984-86	Mississippi	Graduate Assistant
1986-91	Northwest Mississippi	Offensive Line
1991-94	Northwestern State	Defensive Line
1994-96	Northwestern State	Defensive Coordinator
1996-00	Northwest Mississippi	Offensive Coordinator
2001	Pearl River CC	Head Coach
2001-04	Blinn College	Head Coach
2005-	Henderson State	Head Coach

• HEAD COACHING RECORD •

YEAR	SCHOOL	ALL	CONFERENCE	FINISH
2001	Pearl River	7-2		2nd
2002	Blinn College	5-5	2-4 (SWJCFC)	4th
2003	Blinn College	8-3	4-2 (SWJCFC)	2nd
2004	Blinn College	9-2	5-1 (SWJCFC)	2nd
2005	Henderson	3-8	2-7 (GSC)	T-8th
2006	Henderson	8-3	6-2 (GSC)	T-3rd
2007	Henderson	7-3	6-2 (GSC)	4th
2008	Henderson	5-5	4-4 (GSC)	6th
2009	Henderson	3-7	3-5 (GSC)	8th
2010	Henderson	7-4	6-2 (GSC)	T-1st
2011	Henderson	6-4	4-1 (GAC)	2nd
2012	Henderson	10-1	8-0 (GAC)	1st
2013	Henderson	11-1	10-0 (GAC)	1st
2014	Henderson	9-2	8-2 (GAC)	3rd
2015	Henderson	11-2	10-1 (GAC)	1st

Each January, Maxfield, his staff and the Reddies conduct an on campus blood drive with the entire staff and players donating blood which amounts to over 60 pints each year.

Maxfield and the Reddies take part in the Reddie to Read program. This program involves the team visiting the local elementary schools in the area and reading to children.

The Reddies have assisted with the building of playgrounds at local schools and community centers.

Maxfield and his players make visits to the Arkansas Children's Hospital in Little Rock. The children look forward to these visits, but it's the children who have a lasting impression on the players.

Also a supporter of the local law enforcement, Maxfield annually sponsors the Arkadelphia Police Department lift-a-thon.

Maxfield is a featured speaker at several civic group luncheons and meetings as well as numerous sports banquets among other events throughout the state.

Maxfield and his wife Beth Ann, who holds a doctorate in English, have one daughter, Alexandra Hailey.





MATT GORDON

DEFENSIVE COORD./SAFETIES

12TH YEAR

CONCORD • 2002

In his 12th season at Henderson State, Matt Gordon serves as Henderson's defensive coordinator as well as working with the Reddie defensive backs.

Gordon has coached 20 all-conference selections including three-time All-American Devon Hughes who led the nation three straight seasons in passes defended.

Gordon came to Henderson State after spending 2004 at Blinn Junior College as defensive secondary coach.

Gordon is also responsible for recruiting in east Texas, the Southwest Junior College Football Conference and the Southern California Football Association.

While at Blinn, the Bucs had one of the best pass defenses in the Southwest Junior College Conference allowing just 141 passing yards per game.

Gordon also spent two seasons at Cisco Junior College as linebackers coach, defensive line coach and strength and conditioning coach.

Gordon has worked numerous camps including the Elite Sports - Pigskin Classic in Honolulu, Hawaii, The O-D Camp at Sam Houston State University and the ASC Contact Camp at Texas State University.

A 2002 graduate of Concord University, Gordon earned his degree in sports management/physical education and a master's degree in physical education from Tarleton State.

While at Concord, Gordon was an All-Conference linebacker and was invited to play in the college All-Star game while recording 16 career sacks.

A native of Charlottesville, Va., Gordon also attended Fork Union Military Academy and is a graduate of Western Albermarle High School where he was a First-Team All-Conference football and lacrosse player.

Gordon is a member of the American Football Coaches Association.

Gordon is married to the former Josie Moody who is an assistant athletic trainer at Henderson State. The two are the proud parents of one son, Micah, who was born on May 17, 2014.



DARREN DRAGO

STRENGTH COACH/INSIDE LB

SECOND YEAR

NORTHWESTERN STATE • 1998

Darren Drago is in his second season as coach of the Reddie linebackers as well as serving as strength and conditioning coordinator.

Drago is responsible for recruiting in southeast Arkansas, southwest Houston, and the Northern California Football Conference.

Drago has 12 years of coaching experience in the college ranks including stops at Northwestern State, Stephen F. Austin, LSU and Louisiana College. Drago most recently coached at Evangel High School in Shreveport.

In 2009 he returned to his alma mater at Northwestern State where he coached linebackers and served as recruiting coordinator.

Drago served as an assistant to the defensive coordinator at LSU in 2008 following two years as defensive line coach and defensive coordinator in 2007 at Stephen F. Austin.

Drago previously coached at Northwestern State from 2000 to 2005 where he helped assemble one of the most intimidating defenses, not only in the Southland Conference, but in the nation. Drago helped guide the Demons to three NCAA Division I-AA playoff appearances (2001, 2002 and 2004) as well as the 2004 SLC title.

The Demons proved to be one of the best run-stopping teams in 2004, finishing the season ranked third in the country allowing only 94 rushing yards per game. In 2003, the Demons led the conference and ranked among the nation's top teams in rush defense (15th), pass defense (33rd) and total defense (ninth).

Under Drago's tutelage, the Northwestern State defensive line tied a single-season school record with 43 sacks in 2002. The Demons once again led the league and finished the season ranked 15th nationally in total defense (276.6 ypg), while holding opponents to a league-best 99.4 rushing yards per game.

Drago received his bachelor's degree from Northwestern State in 1998.



TAYLOR PAXTON

DEFENSIVE LINE

THIRD YEAR

NORTHWESTERN • 2013

Taylor Paxton enters his third season at Henderson State.

Paxton takes over as Defensive Line coach this season after spending the previous two years as a graduate assistant in charge of Tight Ends and Fullbacks.

He came to Henderson State in 2014 from Hillcrest Hill School in Springfield, Mo., where he spent the previous year as the Varsity defensive line and JV defensive coordinator.

He graduated from Northwestern University in June 2013, where he played offensive line for the Wildcats and went to four straight bowl games, including a victory over Mississippi State in the 2013 Gator Bowl for the school's first bowl win since the 1949 Rose Bowl.

Paxton attended Cherry Creek High School in Greenwood Village, Colo. and graduated in 2009, where he was a First Team All-State and All-Conference offensive tackle his senior year, leading his team to the 5A State Championship.

Paxton's parents both graduated from Henderson State. His father played quarterback under Sporty Carpenter until a knee injury forced him to retire. Paxton is the grand-nephew of George Baker, who coached for the Reddies for many years.



KENRICK BURNS

CORNERS/ASSISTANT STRENGTH

FIRST YEAR

HENDERSON STATE • 2016

Kenrick Burns is in his first season as the Reddies' cornerbacks coach.

Recruiting responsibilities include northwest Arkansas, Southeast Texas, and the Northern California Football Conference.

A four-year letterman for the Reddies, Burns earned First-Team All-GAC in 2015 after having 54 tackles with three interceptions and a pair of fumble recoveries.

During his four years he compiled more than 120 tackles along with 10 pass breakups and four interceptions.

A graduate of Fort Smith-Northside High School, Burns was a two-time Class 7A All-State selection.

During his prep career, he played quarterback and totaled more than 4,000 yards passing and 1,000 yards rushing.

Burns became the first player in Arkansas high school history to throw for more than 4,000 yards and rush for 1,000 yards in a single season.



MIKE MEADOR

DEFENSIVE BACKS

FIRST YEAR

HENDERSON STATE • 2016

Mike Meador is in his first year as graduate assistant coach working with the Reddie defense.

Meador is responsible for defensive practice plan and organization as well as working with Henderson's special teams.

Meador came to Henderson as a defensive back in 2012. He was a part three Great American Conference championships.

Prior to coming to Henderson as a player, Meador attended Charleston High School where he was an All-District, All-Area, and All-State selection. He totaled 708 yards on 40 receptions as a senior and rushed for more than 400 yards.

Meador compiled 35 catches for 634 yards on Charleston's State Championship team his junior year.



JEREMIAH FISCUS

OFF. COORD./SPECIAL TEAMS

FIFTH YEAR

McPHERSON • 2008

Jeremiah Fiscus is in his fifth year at Henderson State and will serve as the Reddies' offensive coordinator and offensive line coach. Fiscus also will be in charge of the Reddie Special Teams.

Since his arrival, Fiscus has coached All-American's Kelton Hays and Doug Despain, had eight players earn all-region honors and 11 lineman earn All-GAC honors.

Fiscus' recruiting areas include southwest Arkansas, Dallas-Fort Worth area, Jayhawk Junior College Conference, Iowa Community College Athletic Conference, and the Northeast Community Conference.

The 2013 offensive line earned National Offensive Line of the Week for its performance against Southern Nazarene as the Reddies totaled a record 855 yards of offense while scoring 82 points.

The Reddie offense led the nation in total offense (576.6 ypg), passing offense (428.4 ypg) and scoring (53.3 ppg).

Fiscus had an immediate impact in 2012 as five Reddie linemen earned All-GAC honors. Henderson State's offense led the nation in scoring (50.36 points per game), were third in total offense (516.82 ypg), third in passing offense (377.64 ypg), and third in passing efficiency (172.79).

Fiscus came to Henderson after spending two seasons at Texas Christian University. Fiscus first arrived at TCU as a video/recruiting graduate assistant in June 2010. He was named assistant offensive line coach in 2011. He received his master's degree in education administration from TCU.

Fiscus also worked two years at Northwestern State. He was a graduate assistant and assistant offensive line coach in 2008 before becoming the Demons' running backs coach in 2009. He received a master's degree in sports administration from Northwestern State.

A native of Stafford, Kan., Fiscus played two seasons at Dodge City Community College before transferring to McPherson College.

Fiscus started all four years at center for both schools, giving him a streak of 41 consecutive starts during his collegiate playing career.

As a sophomore, he helped lead Dodge City to the Heart of Texas Bowl in Copperas Cove, Texas, against Cisco Junior College.

Fiscus is a 2008 graduate of McPherson with a degree in elementary education. He and his wife, Jessie, were married on July 2, 2011.



DOM MIROCKE

OUTSIDE RECEIVERS

FIRST YEAR

EMPORIA STATE • 2010

Dom Mirocke is in his first season at Henderson and serves as the Reddies outside receivers coach as well as video coordinator.

Mirocke spent two years as a graduate assistant at the University of Wyoming. Mirocke spent the 2012 and 2013 seasons as an offensive assistant and offensive quality control staff member with the South Dakota State Football program. He was part of two NCAA FCS Playoff teams while at SDSU. South Dakota State concluded the 2012 season ranked No. 11 in the nation among FCS teams and finished the 2013 season ranked No. 13. Mirocke assisted the offensive coordinator and worked with the quarterbacks, running backs and tight ends during practices. He provided the Jackrabbit offensive staff with weekly breakdowns of opponent tendencies and coordinated film breakdown on opponents.

Mirocke helped to develop game plans with the offensive coaching staff. Mirocke also assisted in coordinating recruiting visits by coaches to high schools and official campus visits by recruits.

Before coaching at South Dakota State, Mirocke was the running backs/fullbacks coach and video coordinator at Southwest Minnesota State for the 2010 and 11 seasons. In addition to coaching the SMSU running backs and fullbacks, he also recruited the Minneapolis, Minn., metro area and southern Minnesota.

Mirocke was a four-year letterwinner and three-year starter as a tight end at Emporia State University in Kansas from 2006-09.



RYAN LUSBY

INSIDE WIDE RECEIVERS

SECOND YEAR

TEXAS A&M-COMMERCE • 2014

Ryan Lusby enters his second season as an Assistant Inside wide receivers Coach.

Prior to Henderson State, Lusby was the Assistant Wide Receivers Coach at Texas A&M Commerce University during the 2013-2014 seasons.

Lusby graduated from A&M Commerce in 2014 with a bachelor's degree in Global E-Learning.

He attended high school at Lovejoy High in Texas, where he played football, baseball, and basketball.

A four-time letterwinner at Lovejoy, Lusby holds the all-time school record for passing yards in a game (585).

In his spare time, Lusby enjoys spending time with his wife, Catie, and going on beach vacations. He also enjoys boating on the lake during the summers.



BRADLEY HOLLIS
*Director of Football
Operations*




CALEB ELLISON
*Wide Receivers
Scout Team*



MANUEL MARTINEZ
*Offensive Line
Scout Team*




KRIS McCULLOUGH
*Strong Safety
Scout Team*



BRANDIN NATZKE
*Corner Backs
Scout Team*



CODY SPARKS
*Linebackers
Scout Team*



JAY WEATHERFORD
*Inside Linebackers
Scout Team*



ROBBIE BRADFORD
Manager



CRAIG BURKS
*Equipment
Manager*

REDDIE FOOTBALL PLAYER BIOS



COURTNEY WHITEHEAD

WIDE RECEIVER

6-3 • 215 • SR. • TRF

ATHENS, TEXAS • CENTRAL ARKANSAS

2016: Had a season best 165 yards on 7 catches against Arkansas Tech . . . Also had 8 receptions for 142 yards against Northwestern Oklahoma . . . Caught 5 passes for 39 yards in his Reddie debut against Southeastern Oklahoma.

COLLEGE: Transfers from the University of Central Arkansas where he played for three years . . . In 2015 he played in one game and totaled six catches for 50 yards . . . Caught 36 passes for 503 yards averaging 14.0 yards per catch in 2014 . . . Totaled four receiving touchdowns . . . Had a season best 5 catches for 84 yards against Montana State . . . Caught 2 passes for 60 yards and a touchdown against Lamar . . . Appeared in 12 games in 2013 with two starts at wide receiver . . . Caught 39 passes for 536 yards and three touchdowns . . . Caught four passes for 100 yards and a touchdown against Lamar . . . Totaled eight receptions for 108 yards against McNeese State . . . Also had touchdown catches against Northwestern State and Stephen F. Austin

PREP: Totaled 127 receptions for 1,922 yards and 18 touchdowns at Athens (Texas) High School . . . Had a 15.1 average per reception . . . Was a 2010 All-District and All-County selection . . . Earned 2010 All-Academic honors and was a 3-star Rivals.com recruit.



GARY VINES

DEFENSIVE BACK

5-11 • 190 • SR. • 3L

N. LITTLE ROCK ARK. • N. LITTLE ROCK HS



2016: Recorded a career high 18 tackles against Arkansas Tech . . . Compiled 7 tackles against Southwestern Oklahoma . . . Totaled 6 tackles including one for lost yardage in season opener against Southeastern.


2015: First-Team Dan Hansen Gazette All-Region selection . . . Also earned First-Team All-GAC selection . . . Finished year third on the team in tackles with 76 stops including 51 solo tackles . . . Totaled four interceptions and had five breakups . . . Recorded eight tackles including 2.5 stops for lost yardage in Henderson's playoff game against Emporia

State . . . Also had an interception against Sioux Falls . . . Led the team with 8 tackles including 7 solo stops against OBU . . . Earned GAC Defensive Player of the Week honors in games against Northwestern Oklahoma and Southwestern Oklahoma . . . Totaled nine tackles, three pass breakups and an interception against NWOSU . . . Had five stops with two picks the following week against SWOSU.

2014: Ended the year with 47 tackles . . . Had a career-best 12 tackles against Ouachita Baptist . . . Recorded five tackles against Southwestern Oklahoma . . . Picked off a SNU pass in the season opener and returned it 35 yards . . . Totaled five tackles including four solo stops against Southeastern Oklahoma . . . Collected three tackles including 1.5 tackles for lost yardage against Northwestern Oklahoma.

2013: Compiled 46 tackles, 4.5 tackles for lost yardage, 8 pass break-ups and 3 interceptions . . . Recorded the game-ending interception against OBU . . . Earned GAC and Beyond College Sports National Player of the Week after having nine tackles and two interceptions, including one returned for a 69-yard touchdown against Arkansas-Monticello.

PREP: A 2012 All-State pick from North Little Rock High School . . . Led his team in tackles with 107 while also having five interceptions . . . A three year starter, he was selected Little Rock Metro All-Area Defensive Player of the Year.



TAVARES GARNER

DEFENSIVE BACK

6-0 • 195 • SR. • 1L

MISSOURI CITY, TEXAS • TEXAS A&M

2016: Began the year with a pair of tackles against SOSU . . . Recorded a fumble recovery against East Central.

2015: Second-Team All-GAC Selection . . . Led Henderson State in passes defended with 16 which included four interceptions . . . Had six tackles and an interception against Southwestern Oklahoma . . . Also had picks against Arkansas-Monticello, Southeastern Oklahoma and Northwestern Oklahoma.

COLLEGE: Transferred from Texas A&M where he played in seven games as a freshman and four as a sophomore.

PREP: Attended Manvel High School where he was a 4-star prospect . . . A member of the Dave Campbell's Texas Football's Super Team, he earned second-team All-State honors and first-team District 22-5A honors as a senior, and had eight interceptions during his last two years in high school.

CAREER STATISTICS

Year	G	UT	AT	TT	TFL	PBU	Sack	INT	FR
2015	13	35	13	48	1.0	12	0.0	4	0
2016	7	11	6	17	1.0	2	0.0	0	1
TOTAL	20	46	19	65	2.0	14	0.0	4	1

CAREER STATISTICS

Year	G	UT	AT	TT	TFL	PBU	Sack	INT	FR
2013	11	20	26	46	4.5	8	0.0	3	0
2014	11	23	24	47	2.0	1	0.0	1	0
2015	13	51	25	76	4.5	5	0.0	4	0
2016	7	18	29	47	3.0	2	0.0	0	0
TOTAL	42	112	104	216	13.0	16	0.0	8	2

REDDIE FOOTBALL PLAYER BIOS



JONATHAN EDOUARD

CORNER BACK

6-0 • 165 • JR. • 2L

ORLANDO, FLA. • MAYNARD EVANS HS

2016: Recorded an interception against Arkansas-Monticello.

2015: Played in 11 games and finished with 17 tackles . . . Totaled two solo tackles against Northwestern Oklahoma . . . Had a season best four tackles in Henderson's playoff win against Sioux Falls . . . Recorded his lone interception against Arkansas-Monticello.

2014: Completed season with 25 tackles and two pass break-ups . . . Led the team in tackles against Northwestern Oklahoma with five solo stops . . . Recovered a fumble on mishandled punt to set up a HSU field goal against East Central.

PREP: Played one year at Evans High School in Florida . . . Won Most Improved Player of the Year Award . . . Recorded 72 tackles, four interceptions, and 20 pass break-ups . . . Also was a state finalist in weightlifting in 2013 and 2014.

PERSONAL: Born February 24, 1996 . . . The son of Belo and Enide Edouard . . . Has eight siblings . . . Favorite professional teams are the Los Angeles Clippers and the New York Jets . . . Majoring in Nursing.

CAREER STATISTICS

Year	G	UT	AT	TT	TFL	PBU	Sack	INT	FR
2014	10	16	9	25	0.5	2	0.5	0	1
2015	11	13	4	17	0.0	3	0.0	1	0
2016	7	9	5	14	0.0	0	0.0	1	0
TOTAL	28	38	18	56	0.5	5	0.5	2	1



JEREMY WILSON

RUNNING BACK

5-7 • 160 • FR. • RS

TYLER, TEXAS • TYLER HS

2016: Had a 78-yard touchdown run against Arkansas-Monticello . . . Recorded his first 100+ yard game against Northwestern Oklahoma having 103 yards on 9 carries while scoring three touchdowns . . . Followed with a 100-yard performance on 15 carries with two scores against Southwestern Oklahoma . . . Also had 3 catches for 54 yards against the Bulldogs . . . Rushed for 54 yards on 9 attempts in his Reddie debut against SOSU.

2015: Redshirted.

PREP: Rushed for 1800 yards and totaled 450 receiving yards while scoring 31 touchdowns his senior season at Tyler High School . . . Earned All-East Texas Super Team honors . . . Helped lead team to the state semi-finals . . . Earned All-District honors as a junior having 450 yards rushing, 500 receiving yards and 10 touchdowns . . . Also lettered in baseball and power-lifting . . . Three-time All-District shortstop and pitcher . . . Totaled 485-pounds in the squat and 275-pounds in the bench press.



TRENT JONES


DEFENSIVE BACK

5-9 • 170 • FR. • HS

SHREVEPORT, LA. • BYRD HS

2016: Totaled a season best four tackles against Southwestern Oklahoma. **PREP:** A three-year letterman at C.E. Byrd High School in Louisiana . . . Was voted first-team all-district and second-team all-city during his junior and senior seasons.

PERSONAL: Born July 4, 1998 . . . Son of Gladys Wilkerson . . . Has one brother, Tristan . . . Favorite professional team is the Miami Heat . . . Favorite athlete is Earl Thomas . . . Intended major is Kinesiology.



AUSTIN BENNETT

WIDE RECEIVER

5-11 • 175 • JR. • TRF

MANVEL, TEXAS • UNIV. OF OKLAHOMA

2016: Led the Reddies with five catches for 58 yards against Southeastern . . . Also had 58 yards on three receptions including a 52-yard touchdown catch against Northwestern Oklahoma.

COLLEGE: Transfers from the University of Oklahoma where he played two seasons . . . Played in all 13 games in 2014 making two tackles on special teams at Iowa State . . . His lone reception was a career-long 19 yards against Kansas State. Played in seven games his freshman year and had two receptions for 12 yards.

PREP: A three-star recruit by ESPN.com, Rivals.com, 247sports.com, Scout.com and PrepStar.com . . . Caught 42 passes for 676 yards and eight touchdowns as a senior at Manvel (Texas) High School . . . Caught 44 passes for 785 yards and seven touchdowns as a junior . . . Offered by Arkansas, Texas, Ole Miss, TCU and Utah.

PERSONAL: Son of Greg Bennett.



ADRIANTUCKER

WIDE RECEIVER

6-3 • 210 • JR. • 2L

LITTLE ROCK, ARK. • LITTLE ROCK CENTRAL HS

2016: Compiled five tackles against Arkansas Tech along with a tackle for loss . . . Totaled four solo tackles against Northwestern Oklahoma and had a season-best seven tackles against Southwestern Oklahoma. I

2015: Played defense and totaled 19 tackles along with an interception . . . Had four tackles and an interception against Arkansas Tech.

2014: Completed the year with seven catches for 157 yards . . . Recorded his first collegiate touchdown and had three catches for 100 yards in his first game as a Reddie against Southern Nazarene . . . Longest reception was 82 yards against the Crimson Storm.

PREP: Attended Little Rock Central High School where he totaled was a 2011 All-State receiver and a 2012 All-State defensive back . . . Tucker was a Rivals 2-Star rated player and was listed as one of Rivals' Top 24 players in Arkansas . . . Totaled 23 catches for 520 yards and two touchdowns in 2012.

REDDIE FOOTBALL PLAYER BIOS



SHELDON WATSON

DEFENSIVE BACK

6-2 • 185 • SO. • 1L

PALESTINE, TEXAS • PALESTINE HS

2016: Totaled a career-best 12 tackles against Arkansas Tech . . . Had a 44-yard scoop-and-score against Northwestern Oklahoma . . . Recorded a 74-yard pick-6 against Southwestern Oklahoma . . . Recorded three straight games with an interception . . . Also had a pick against Arkansas-Monticello.

2015: Collected 42 tackles including 28 solo stops and five pass break-ups . . . Recorded a HSU and GAC record 100-yard interception return for a touchdown against Oklahoma Baptist . . . Totaled three tackles with a tackle for a loss against Southern Nazarene . . . Collected six tackles and a pass breakup against Southwestern Oklahoma.

2014: Redshirted

PREP: A two-time all-district wide receiver at Palestine High School . . . Totaled 50 catches for 690 yards and 11 touchdowns as a senior . . . Also was a first-team all-district free safety where he recorded 49 tackles . . . Scored seven touchdowns in one game . . . Also earned all-district honors in basketball.

PERSONAL: Born July 25, 1996 . . . The son of Sheldon Watson and Tracie Pinson and stepfather Benjamin Pinson . . . Has four siblings, Ronald Brown, Sherella Watson, Sade Watson, and Shana Davis . . . Favorite professional team is the Oakland Raiders . . . Planning on majoring in business management.

CAREER STATISTICS

Year	G	UT	AT	TT	TFL	PBU	Sack	INT	FR
2015	13	28	14	42	3.0	5	0	1	0
2016	7	21	12	33	0.0	3	0	4	1
TOTAL	20	49	26	75	3.0	8	0	5	1



DARIUS THOMAS

DEFENSIVE BACK

6-2 • 190 • SR. • 1L

DUBLIN, GA. • UNION COLLEGE

2016: Recorded a season-best six tackles against East Central . . . Also had five stops against Arkansas Tech.

2015: Totaled 24 tackles and had a team best four interceptions . . . Had a season best four tackles including an interceptions and pass break-up against Southern Nazarene . . . Picked up a key interception of the year against Southern Arkansas . . . Had a 44-yard interception return against Arkansas Tech.

COLLEGE: Transfers from Union College having played two seasons . . . Appeared in 11 games as a freshman in 2012 recording 56 tackles and a pair of pass breakups . . . Redshirted in 2013 due to an injury . . . Returned in 2014, playing in eight games and totaling 72 tackles including 5.5 stops for lost yardage and three fumble recoveries.

PREP: Prepped at West Laurens High School where he earned all-conference honors.



JACOBY LEWIS

WIDE RECEIVER

5-6 • 149 • SO. • 1L

PEARLAND, TEXAS • PEARLAND HS

2016: Totaled a season-best 6 receptions for 46 yards against Arkansas Tech . . . Had four receptions for 43 yards against Northwestern Oklahoma . . . Also had two kick returns for 55 yards with a long of 30 yards.

2015: Completed season with 243 yards on 24 catches and scored three touchdowns . . . Totaled five receptions for 71 yards and a touchdown against Southern Nazarene . . . Also had a 37-yard kick return against the Crimson Storm . . . Ran five kickoffs back for 154 yards including a 75-yard return against SAU . . . Recorded his first collegiate touchdown with a 55-yard reception against East Central . . . Finished the game with four catches for 82 yards and two touchdowns.

2014: Redshirted

PREP: Helped lead Pearland to a 14-2 record and a 5A-D1 State Runner-up finish . . . Earned second-team all-district and was an All-Region 3 selection his senior year . . . Totaled 45 receptions for 530 yards and 6 touchdowns . . . Also carried the ball 15 times for 198 yards, scoring 8 touchdowns . . . Lettered three years in track and was an all-district long jumper and sprinter.

PERSONAL: Born March 5, 1996 . . . The son of Jacob and Debra Lewis . . . Has one sister, Monique . . . Enjoys playing video games . . . Also likes to draw in his spare time . . . Favorite professional team is the Houston Texans . . . Intends to major in criminal justice.



EVAN LASSITER

QUARTERBACK/PUNTER

6-5 • 220 • SR. • 1L

CORAL SPRINGS, FLA. • INDEPENDENCE CC


2016: Earned GAC Offensive Player of the Week completing 26-of-37 passes for 311 yards and two touchdowns against Arkansas Tech . . . Completed 5-of-8 passes for 121 yards and a 49-yard touchdown against UAM . . . Recorded his first touchdown as a Reddie as he posted the winning score with a 2-yard run against SOSU . . . Completed 7-of-11 passes for 59 yards and two touchdowns against Northwestern Oklahoma.

2015: Averaged 34.2 yards per punt . . . Had a long of 60 yards against Arkansas-Monticello . . . Averaged 44.3 yards on six punts in Henderson's win over Southwestern Oklahoma . . . Recorded 15 punts inside the 20 and two touchbacks and totaled five punts of more than 50 yards.

COLLEGE: Played at Independence Community College where he completed 180 of 342 passes for 1544 yards his sophomore season . . . Also had nine touchdown tosses . . . Also averaged 32.9 yards per punt having a long of 63 yards.

PREP: Played at Coral Springs High School where he threw for 3,257 yards with 27 touchdowns his senior year . . . Completed 242 of 475 passes . . . As a junior he completed 125 of 230 passes for 1,753 yards and 18 touchdowns.

REDDIE FOOTBALL PLAYER BIOS



ANDREW BLACK

QUARTERBACK

6-1 • 180 • SO. • 1L

TYLER, TEXAS • CHAPEL HILL HS

2016: Rushed for a 62-yard touchdown against UAM . . . Completed 20-of-34 passes for 237 yards in his first start for the Reddies against Southeastern . . . Threw for a career-best 345 yards, completing 20-of-26 passes against Northwestern Oklahoma . . . Became first quarterback since 2004 to rush for 100 yards in a game when he compiled 104 yards on 14 attempts against East Central.

2015: Played in 10 games and completed 25 of 49 passes for 209 yards . . . Rushed for 155 yards and scored two rushing touchdowns . . . Completed 11-of-18 passes for 96 yards against Southern Nazarene . . . Also carried the ball six times for 73 yards and a touchdown against the Crimson Storm . . . Had his first career passing touchdown when he connected with Calen Peters for a 25 yard score . . . Recorded his first career rushing touchdown as he rushed for a 10-yard winning score against Harding.

PREP: Led Chapel Hill High School to a 9-5 record and the Class 3A Division I Region II championship game in 2013 . . . Accumulated 4,120 total yards of offense and 49 total touchdowns . . . He completed 192 of 347 passes for 2,817 yards, 29 touchdowns, and 13 interceptions . . . His passing yardage total ranked sixth in the entire greater East Texas region . . . He ran for 1,303 yards and 20 scores, averaging 8.4 yards per carry. . . His rushing yardage put him second in the region among quarterbacks, trailing only Alto's Zac Sturns, who ran for 1,391 yards.



AJ SMITH

TIGHT END

6-5 • 215 • JR. • 2L

PORT NECHES, TEXAS • PORT NECHES GROVE HS

2016: Totaled three receptions for 35 yards against Southeastern Oklahoma.

2015: Played in nine games on offense and special teams . . . Lone reception was a 5-yard catch against Southern Nazarene.

2014: Totaled seven catches for 38 yards.

PREP: Attended Little Rock Central High School where he totaled was a 2011 All-State receiver and a 2012 All-State defensive back . . . Tucker was a Rivals 2-Star rated player and was listed as one of Rivals' Top 24 players in Arkansas . . . Totaled 23 catches for 520 yards and two touchdowns in 2012.



TRENT WILLIAMS

WIDE RECEIVER

6-3 • 190 • FR. • HS

WHITEHOUSE, TEXAS • WHITEHOUSE HS

2016: Lone catch is an 8-yard touchdown reception against Northwestern Oklahoma.



PAUL WATSON

QUARTERBACK

6-0 • 200 • FR. • HS

HOUSTON, TEXAS • LANGHAM CREEK HS



AL LASKER

WIDE RECEIVER

6-3 • 205 • SR. • 1L

CONWAY, ARK. • UNIV. CENTRAL ARKANSAS

2016: Scored a pair of touchdowns having 3 receptions for 21 yards against Arkansas Tech . . . Recorded two receptions for 65 yards including a 34-yard touchdown against Southwestern Oklahoma.

2013: Was selected Third-Team All-American Return Specialist by Beyond College Sports . . . Earned Second-Team All-GAC honors as a return specialist . . . Named GAC Special Team Player of the Week twice . . . Totaled 447 yards on 34 receptions in 2013 . . . Had a career best 134 yards on 7 catches against Ouachita Baptist . . . Ended year with 378 yards in punt returns and scored a 63-yard touchdown against Arkansas-Monticello . . . Also had a 75-yard punt return for a touchdown against McKendree.

COLLEGE: Transferred from the University of Central Arkansas . . . In 2011, he played in all 12 games and caught 17 passes for 218 yards and three touchdowns . . . Scored a touchdown in UCA's playoff game against Montana.

PREP: Prepped at Newman (Texas) High School where he caught 56 passes for 1,350 yards and 21 touchdowns as a high school senior . . . Also lettered in basketball, baseball and track.

PERSONAL: Born May 18, 1992 . . . The son of Nick and Karen Lasker.



JAMES DRISKELL

WIDE RECEIVER

5-10 • 185 • SR. • 1L

McKENNEY, TEXAS • UNIV. OF MISSOURI

2016: Had one catch for 2 yards against Northwestern.

COLLEGE: Attended Teexas A&M Commerce and the University of Missouri.

PREP: Attended McKinney Boyd High School where he earned First-Team All-District 10-5A and Honorable Mention All-State his senior year . . . Caught 68 passes for 1020 yards and 7 touchdowns . . . As a junior he garnered First-Team All-District in 8-5A and Second-Team All Collin County after having 59 catches for 1082 yards.

Personal: Born July 12, 1993 . . . Son of Stanley and Earnestine Driskell . . . Father played football for Duke University.

REDDIE FOOTBALL PLAYER BIOS



ZACARI LAVENDAR

WIDE RECEIVER

5-11 • 190 • SR. • TRF

GULFPORT, MISS. • OKLA. PANHANDLE STATE

2016: HSU's kick returner . . . Returned four kicks for 116 yards against UAM . . . Had a 32-yard return against Southwestern Oklahoma and a 31-yarder against Southeastern Oklahoma.

COLLEGE: Transferred from Oklahoma Panhandle State where he was an Honorable Mention All-American return specialist . . . Named Second-Team All-Region by Don Hansen . . . Lavender was hailed as the 2015 NCAA Division-II statistical champion for Kickoff Return Average, and set a new NCAA D-II single-season record for kickoff return averaging 42.3 yards per return in 2015; he totaled 592 yards on 14 returns for three touchdowns . . . Accounted for 996 all-purpose yards and scored seven touchdowns . . . Caught 21 passes for 380 yards and scored four touchdowns.



TIYUN AVERY

DEFENSIVE BACK

5-9 • 180 • SR. • 1L

FORSYTH, GA. • ARKANSAS BAPTIST COLLEGE

2016: Recorded a tackle for loss against Southeastern Oklahoma . . . Had his first interception of the year against Northwestern Oklahoma.

2015: Played in all 13 games and ended year with 38 tackles and four interceptions . . . Opened season with seven tackles against Southeastern Oklahoma . . . Had four stops and an interception against Northwestern Oklahoma . . . Totaled six tackles in HSU's playoff win against Sioux Falls and also had an interception to secure the win.


COLLEGE: Transferred from Arkansas Baptist College where he recorded two interceptions during his sophomore year.

PREP: Lettered four years at Mary Person High in Georgia . . . Totaled 30 tackles and three passes deflected during his senior season . . . Helped lead his defense to a top 10 ranking in the state . . . Also lettered four years in track and field.

PERSONAL: Born November 13, 1993 . . . The son of Michelle Avery . . . Favorite athlete is Richard Sherman . . . Favorite actor is Mike Epps . . . Person he most admires is his mother . . . Majoring in Sports Management.

CAREER STATISTICS

Year	G	UT	AT	TT	TFL	PBU	Sack	INT	FR
2015	13	26	12	38	1.5	9	1	4	0
2016	7	12	3	15	2.0	0	0	1	0
TOTAL	20	38	15	53	3.5	9	1	5	0



DONDRE WRIGHT

DEFENSIVE BACK

5-11 • 210 • SR. • 1L

ROSWELL, N.M. • NEW MEXICO MILITARY

2016: Totaled a career-best 15 stops against Arkansas Tech . . . Collected 9 tackles against UAM . . . Began the year with 8 solo tackles against Southeastern Oklahoma . . . Recorded six tackles and an interception against East Central . . . Had a fumble recovery against Southwestern Oklahoma.

2015: Finished year with 48 total tackles and five pass breakups . . . Had a career best 10 tackles in HSU's playoff win against Sioux Falls . . . Opened season with four solo tackles against Southeastern Oklahoma . . . Also had four tackles against East Central and Southwestern Oklahoma . . . Had a key fumble recovery against Harding . . . Compiled a season-best five tackles against Arkansas-Monticello.

CAREER STATISTICS

Year	G	UT	AT	TT	TFL	PBU	Sack	INT	FR
2015	13	33	15	48	2.5	5	0	0	1
2016	7	27	23	50	1.0	4	1	1	1
TOTALS	20	60	38	98	3.5	9	1	1	2



JAUQUAN COLE

RUNNING BACK

5-8 • 185 • SR. • 3L

DUNCANVILLE, TEXAS • DUNCANVILLE HS

2016: Began the season with 90 yards on 13 carries against SOSU . . . Rushed for 74 yards and two touchdowns against East Central . . . Rushed for 76 yards and a 49 yard touchdown against UAM.

2015: GAC Offensive Player of the Year . . . Second-Team All-Region pick . . . Totaled 1189 yards rushing, fourth in HSU history . . . Averaged 99.1 yards per game and scored eight touchdowns . . . Rushed for a HSU record 245 yards on 27 carries against Arkansas Tech and was named GAC Offensive Player of the Week . . . Rushed for 157 yards including an 80-yard touchdown against UAM . . . Had 143 yards on 21 carries including a 72-yard touchdown run against SWOSU . . . Rushed for 84 yards on 17 carries in the season opener against Southeastern Oklahoma.

2014: Compiled 422 yards on 95 carries for an average of 38.4 yards per game . . . Recorded six touchdowns and averaged 4.4 yards per carry . . . Was second on the team in rushing yards . . . Rushed for a career-best 89 yards and scored two touchdowns against Southeastern . . . Totaled 84 yards on 18 attempts against East Central . . . Rushed for a 3-yard touchdown against SNU to open the season.

2013: Played in seven games rushing for 177 yards on 44 attempts . . . Scored his first collegiate touchdown on Sept. 28 against East Central . . . Had a season-best 52 yards on 8 carries against Southern Arkansas . . . Also had four receptions for 40 yards including two catches for 35 yards in HSU's playoff game against St. Cloud State.

PREP: Was an all-district selection at Duncanville High School . . . Rushed for 536 yards and eight touchdowns in 2012.

MAJOR: General studies.

CAREER STATISTICS

Year	G	NO	YDS	AV/C	TD	LG	AV/G
2013	7	44	177	4.0	2	21	25.3
2014	11	95	422	4.4	6	17	38.4
2015	12	220	1189	5.4	8	88	99.1
2016	6	62	346	5.6	4	63	57.7
TOTAL	36	421	2134	5.1	20	88	59.3

REDDIE FOOTBALL PLAYER BIOS



DARION GRAY

DEFENSIVE BACK

5-10 • 170 • SO. • 1L

HUFFMAN, TEXAS • HARGRAVE HS

2016: Totaled 41 yards on three receptions against Northwestern.
2015: Honorable Mention All-GAC selection as a return specialist . . . Caught three passes for 47 yards against Southern Nazarene . . . Also had three punt returns for 86 yards against the Crimson Storm . . . Set up Henderson's winning touchdown against Harding with a 46-yard punt return.

PREP: Lettered four seasons at Hargrave High School . . . Earned All-District honors all four seasons and was a Second-Team All-State his senior year . . . Scored 15 touchdowns as a senior after having 22 his junior year . . . Also played basketball and ran track.

PERSONAL: Born January 2, 1996 . . . The son of Matthew Gray and Renae Lister . . . Step parents are Demethrius Lister and Stacy Gray . . . Has one brother, Donovan Gray . . . Majoring in Sports Management.



DMITRI SCOTT

DEFENSIVE BACK

5-11 • 190 • JR. • TRF

TOMBALL, TEXAS • AMERICAN RIVER CC

COLLEGE: Transferred from American River Community College . . . Compiled 48 tackles and had six pass breakups as a sophomore Totaled 39 tackles as a freshman.

PREP: All-Conference selection at Tomball (Texas) High School . . . Rushed for 504 yards on 60 carries his senior season . . . Totaled 1508 all-purpose yards including 483 yards receiving on 26 catches . . . Also lettered in track.



MICAH COOPER

RUNNING BACK

6-0 • 200 • FR. • RS

MADILL, OKLA. • MADILL HS

2016: Carried the ball eight times for 21 yards against Southwestern Oklahoma.

PREP: A three-time letterwinner at Madill High School in Oklahoma . . . Rushed for eight touchdowns and 1164 yards during his senior season . . . Voted first-team all-district . . . Also lettered in Powerlifting and Track/Field.

PERSONAL: Born July 1, 1998 . . . Son of Gary and Noriko Cooper . . . Describes himself as a "passionate reader" who also enjoys public speaking . . . Favorite professional team is the Seattle Seahawks . . . Favorite athlete is LeVeon Bell . . . Intended major is Business Marketing.



TERRANCE BAILEY

DEFENSIVE BACK

6-2 • 210 • JR. • 1L

MIAMI, FLA. • SISKIYOU CC

2016: Collected a season-best nine tackles including one for lost yardage against Arkansas Tech.

2015: Appeared in season opener against Southeastern Oklahoma and recorded six tackles including a tackle for a loss and a pair of pass breakups.



MILES KIRKSEY

LINEBACKER


6-1 • 225 • SR. • TRF

MISSOURI CITY, TEXAS • TEXAS A&M KINGSVILLE

COLLEGE: Transfers from Texas A&M Kinsville . . . Played in 11 games last season as a junior totaling 33 tackles and 3.5 stops for lost yardage . . . Appeared in seven games for the Javelina his sophomore year recording six total tackles during the season . . . Finished with two total tackles against Colorado Mesa (Sept. 13) and McMurry (Sept. 27) . . . As a freshman he appeared in eight games and recorded his first collegiate tackle at North Alabama (10/19) . . . Tallied a tackle in each of the final two games of the season, Nov. 9 at Angelo State and Nov. 16 against Valdosta State.

PREP: Helped lead Elkins High School to a pair of playoff appearances.

PERSONAL: Son of Melody Kirksey... majoring in management.



ANTHONY COSTLEIGH

LINEBACKER

5-11 • 220 • JR. • TRF

VALENCIA, CALIF. • COLLEGE OF CANYONS

REDDIE FOOTBALL PLAYER BIOS



ETHAN SIMPSON

TIGHT END

6-3 • 210 • FR. • HS

HOT SPRINGS, ARK. • FOUNTAIN LAKE HS

PREP: Earned all-conference and All-Garland County honors his senior season at Fountain Lake High School . . . Collected over 300 yards receiving . . . Simpson is the grandson of legendary Henderson Coach Duke Wells . . . His uncle John Wells played and coached at Henderson and is currently coaching at Bryant High School . . . Simpson also lettered in basketball and is member of the National Honor Society.

PERSONAL: Born February 10, 1998 . . . Son of Tracy and Wendy Simpson . . . Has two brothers, Colson and Alex . . . Favorite professional team is the Dallas Cowboys . . . Favorite athlete is Jason Witten . . . Intended major is Biology.



ANTHONY HATTEN

DEFENSIVE BACK

6-0 • 185 • SR. • 1L

HUGHES SPRINGS, TEXAS • KILGORE CC

2015: Redshirted

COLLEGE: Played two years at Kilgore Community College where he earned all-conference honors.

PREP: Lettered three years at Hughes Springs High School . . . Recorded 75 tackles, three interceptions, and ten pass break-ups during senior season, leading team to a district championship.

PERSONAL: Born March 11, 1993 . . . The son of Carmella Hatten . . . Has one sister, Adriana . . . Favorite professional team is the Houston Texans . . . Majoring in Sports Management.



De'MADRE CLARK

RUNNING BACK

5-10 • 180 • FR. • RS

BLYTHEVILLE, ARK. • BLYTHEVILLE HS

PREP: Lettered three seasons at Blytheville High School . . . Rushed for 1700 yards and 23 touchdowns during his senior season . . . Voted All-State, all-conference, and holds the single game school rushing yards (328) and touchdowns (6) records.

PERSONAL: Born December 20, 1996 . . . The son of James and Meshia Clark . . . Has five siblings . . . Favorite professional team is the New York Giants . . . Favorite athlete is Adrian Peterson . . . Enjoys spending time with his family in his free time . . . Majoring in Physical Training.



LOGAN WARLICK


LINEBACKER

5-10 • 220 • SO. • HS

GROVES, TEXAS • PORT NECHES GROVE HS

PREP: A two-year letterman at Port Neches-Groves High School . . . Was voted honorable mention all-district during his senior season . . . Voted all-district during junior season . . . Also lettered in track and field and powerlifting.

PERSONAL: Born March 21, 1995 . . . The son of Christina Warlick . . . Has one half-brother, Greg . . . Favorite movie is Friday Night Lights . . . Favorite professional team is the Houston Texans . . . Likes to hunt and fish in his spare time . . . Majoring in Business Management.




CORNELIUS BARBER

DEFENSIVE BACK

6-2 • 202 • JR. • Trf.

BRENHAM, TEXAS • BLINN COLLEGE



BENNY MCCALL

DEFENSIVE BACK


6-2 • 225 • SR. • Trf.

LAKE CORORANT, MISS. • DELTA STATE

2016: Had two tackles, a sack and a forced fumble against Northwestern Oklahoma.

COLLEGE: Transfers from Delta State . . . Also played at Itawamba College where he played in nine games for head coach Sean Cannon . . . Recorded 41 tackles at his linebacker position . . . McCall recorded a season-high 10 tackles and a tackle-for-loss in the season finale versus Mississippi Gulf Coast Community College . . . As a freshman, McCall played linebacker for undefeated East Mississippi Community College (12-0), where he recorded nine tackles in 11 games for the Lions.

REDDIE FOOTBALL PLAYER BIOS



MALIK BROWN

DEFENSIVE BACK

6-1 • 185 • SO. • Trf.

HUNTSVILLE, TEXAS • TARLETON STATE

2016: Totaled a season-high seven tackles and had a forced fumble against Arkansas Tech . . . Also had seven stops against UAM with a fumble recovery . . . Recorded an interception in season opener against Southeastern Oklahoma.

COLLEGE: Transfers from Tarleton State.

PREP: Attended Huntsville High School where he lettered in football basketball and track . . . Received first team all-district honors in football, and second team all-district in basketball senior year. . . Played for head coach Shane Martin.

PERSONAL: Son of Charlotte Brown. . . Father, played football for SMU. . . Mother, Charlotte, ran track for Lamar University. . . Sister runs track at Sam Houston State University. . . Majoring in Criminal Justice. . . Born April 28, 1996.




CAMERON SCHULZ

LINEBACKER

6-0 • 210 • FR. • RS

ATLANTA, TEXAS • ATLANTA HS

PREP: A two-time first team All-District selection at Atlanta High School . . . Earned All-State honors and was All-Area Defensive Player of the Year his senior season after having 151 tackles, 93 solo stops, 6 forced fumbles and 4 interceptions . . . Named Defensive MVP of District 6-4A . . . Totaled 131 tackles his junior season . . . Also was an All-District Honorable Mention selection as a sophomore . . . Also lettered in baseball and power-lifting.



MAC McCASKILL

LINEBACKER

6-0 • 215 • FR. • HS

AUSTIN, TEXAS • CEDAR PARK HS

PREP: A Second-Team All-State linebacker at Cedar Park High School . . . Helped lead the team to a 16-0 record and a 2015 State Championship . . . Totaled 130 tackles with 15 sacks to earn 1st-Team All-CenTex, and UIL State Defensive MVP . . . Compiled 89 tackles and 9 sacks as a junior to earn District 25-5A Honorable Mention . . . Also lettered in wrestling and basketball.

PERSONAL: Born March 10, 1998 . . . Son of Michael and Caryn Jennifer McCaskill . . . Favorite professional team is the Houston Texans . . . Favorite athlete is Ray Lewis . . . Intended major is Aviation.



MERCARDO ANDERSON

DEFENSIVE BACK

5-10 • 170 • FR. • RS

ASHDOWN, ARK. • ASHDOWN HS




COLT CONWAY

DEFENSIVE BACK

5-10 • 165 • FR. • RS

MABANK, TEXAS • MABANK HS

2016: Had two tackles against Northwestern Oklahoma.




AARON ROBINSON

LINEBACKER

6-1 • 190 • JR. • RS

PASADENA, TEXAS • PASADENA MEMORIAL

REDDIE FOOTBALL PLAYER BIOS



ROBERT THOMAS

DEFENSIVE END

6-0 • 235 • FR. • HS


CEDAR HILL, TEXAS • CEDAR HILL HS

44

2016: Scored his first collegiate touchdown on a 1-yard plunge against East Central . . . Also had touchdowns against Northwestern and Southwestern . . . Compiled three tackles including a sack against Northwestern Oklahoma. . . Had a season-best four stops against East Central.

PREP: A first-team all-district selection at Cedar Hill High School in Texas . . . Also lettered in baseball.

PERSONAL: Born December 1, 1997 . . . Son of Robert and Tyniece Thomas . . . Has two siblings, Tyriece and Kameron . . . Father Robert Thomas IV played for the Dallas Cowboys . . . Favorite professional team is the Dallas Cowboys . . . Favorite athlete is Ray Lewis . . . Intended major Kinesiology.



HOUSTON RAY

KICKER

6-0 • 175 • JR. • 2L

OWENSBORO, KENT. • OWENSBORO CATHOLIC

47

2016: Became HSU's all-time career field goal leader . . . Had a long of 42-yards against ATU . . . Began the year making field goals of 31 and 32 yards against SOSU . . . Scored 14 points having two field goals and 8 extra-points against Northwestern Oklahoma.

2015: First-Team All-GAC selection . . . Third Team All-Region selection . . . Academic All-GAC selection with a 3.91 GPA in Finance . . . Three-time GAC Special Teams Player of the Week . . . One of nine Division II players on the Fred Mitchell Award watch list . . . Scored 16 points and set an HSU record for extra points in a game going 10-for-10 against Southern Nazarene . . . Earned his third GAC Special Team Player of the Week for his performance against the Crimson Storm . . . Named GAC Special Team Player of the Week after kicking field goals of 20, 41 and 42 yards against Southern Arkansas . . . Earned GAC Special Teams Player of the Week after kicking four field goals against Southwestern Oklahoma.

2014: First-Team All-GAC after making 17-of-24 field goals last season including going 5-for-5 on kicks of 40 yards or more . . . Named GAC Special Teams Player of the Week after setting a HSU and GAC record for field goals made (4) and points scored (19) by a kicker against Northwestern Oklahoma . . . Made three field goals and five extra points against East Central and was named GAC Special Teams Player of the Week . . . Kicked a 40-yard field goal and made 9-of-10 extra points against SNU

2013: Redshirted.

PREP: Was a two-time Ray Guy Prokicker.com All-American and Prokicker National Kicking Championships High School Division Winner in 2011-2012 . . . A 2012 Pre-Season All-American selection by Ray Guy Prokicker.com. . . A Second-Team All-State selection, the All-Big 8 Punter of the Year, and Special Teams Player of the Year at Owensboro Catholic.

CAREER STATISTICS

Year	FG-FGA	PCT	01-19	20-29	30-39	40-49	LG	PAT	PTS
2014	17-24	70.8	1-1	4-4	7-14	5-5	47	55-56	106
2015	16-21	78.9	0-0	4-5	8-11	4-5	44	39-41	87
2016	9-12	75.0	0-0	2-3	6-7	1-2	42	28-29	55
TOTAL	42-57	73.8	1-1	10-12	21-32	10-12	47	122-126	248



CAMERON SONNIER

LINEBACKER

6-1 • 210 • SO. • 1L

WEBSTER, TEXAS • CLEAR BROOK HS

50


2016: Named GAC Defensive Player of the Week after having a career-best 12 tackles against Southeastern Oklahoma . . . Totaled 10 tackles against Arkansas Tech . . . Recorded five tackles and a fumble recovery against Northwestern Oklahoma.

2015: Picked off a pass and returned it 37 yards for a touchdown against Southern Nazarene . . . Also had three tackles against the Crimson Storm . . . Had his first interception against Arkansas-Monticello.

2014: Redshirt.

PREP: Three-year letter winner . . . 24-5A First Team Linebacker during senior year . . . Touchdown Club Winner . . . Led district in tackles during junior year.

PERSONAL: Born September 10, 1995 . . . The son of Marshall and Carman Sonnier . . . Has one brother, Corey . . . Favorite athlete is Adrian Peterson . . . Plans to major in Physical Therapy.



ILYA PETROSYAN

LINEBACKER

6-3 • 240 • JR. • Trf.

EL CAJON, CALIF. • GROSSMONT COLLEGE

46

2015: Totaled three tackles for loss and seven total stops against Southern Arkansas . . . Also had four key tackles against Southwestern Oklahoma.

REDDIE FOOTBALL PLAYER BIOS



CHARLES DEWOODY

LINEBACKER

6-2 • 210 • FR. • RS

HALLSVILLE, TEXAS • HALLSVILLE HS



RILEY SMITH


OFFENSIVE LINE

6-3 • 270 • FR. • HS

HOPE, ARK. • HOPE HS

PREP: Lettered three years at Hope High School playing for Coach Jay Turley . . . A three-time all-conference selection . . . Earned all-area honors his senior year.

PERSONAL: Born March 11, 1998 . . . Son of James and Dione Smith . . . Favorite professional team is the Denver Broncos . . . Favorite athlete is Peyton Manning.



CORY STITLE

OFFENSIVE LINE


6-1 • 270 • JR. • 2L

ALEDO, TEXAS • ALEDO HS

2014: First-Team All-GAC selection . . . Saw action in nine games . . . Was part of an offensive unit that averaged 497 yards and 42.4 points per game.

PREP: A three-year letter winner at Aledo High School where he was an first-team all-district and All-State . . . Helped lead the team to a perfect 16-0 record and state championship . . . Was an first-team all-district offensive lineman junior season . . . Also lettered in track.

PERSONAL: Born September 1, 1995 . . . The son of Mark and Terri Stitle . . . Has one brother, Kyle . . . Favorite athlete is Emmitt Smith . . . Majoring in Sports Management.



RICHARD CONYER

OFFENSIVE LINE

6-4 • 270 • FR. • HS

GALENA PARK, TEXAS • GALENA PARK HS

PREP: Lettered three years at Galena Park High School in Texas . . . Was voted Second Team Academic-All State and Honorable Mention All-State on the offensive line . . . Also lettered in track/field where he achieved a second place finish at the district championships in the discus throw.

PERSONAL: Born October 28, 1997 . . . Son of Rick and Nancy Conyer . . . Intended major is Computer Science.



TAVON JONES


LINEBACKER

6-2 • 215 • FR. • HS

MESQUITE, TEXAS • WEST MESQUITE HS

PREP: First-team All-District 12-5A at West Mesquite High School in Texas . . . Totaled 86 tackles and 12 tackles for lost yardage his senior year . . . had 74 tackles his junior season.

PERSONAL: Born April 26, 1998 . . . Son of Tracy Jones . . . Has two brothers, Tayon and Terez . . . Goes to church with former Oakland Raider and Pro Football Hall of Famer Tim Brown . . . Favorite professional teams are the New York Jets and the Dallas Cowboys . . . Intended major is Science.



DARREN FRANKLIN

OFFENSIVE LINE

6-3 • 315 • SO. • 1L

RUSK, TEXAS • RUSK HS

PREP: Attended Rusk High School where he was a First-Team All-District defensive tackle . . . Ended his senior season with 54 total tackles. Franklin also received offers from UT-San Antonio, Arkansas Tech and Houston Baptist.



UGO AMADI

OFFENSIVE LINE


6-2 • 290 • FR. • HS

HOUSTON, TEXAS • CLEMENTS HS

PREP: Lettered three years at Clements High School where he was a two-time all-district selection . . . Totaled 45 solo tackles and had 60 pancake blocks . . . Vote Best Offensive Lineman by Vype Magazine.

PERSONAL: Born January 15, 1998 . . . Son of Emmanuel and Omble Amadi . . . Cousin Ugo Amadi plays corner for the University of Oregon . . . Enjoys computer programming . . . Favorite professional team is the Houston Texans . . . Favorite athlete is Nick Young . . . Intended major is Computer Science.

REDDIE FOOTBALL PLAYER BIOS



TUCKER CROSS

OFFENSIVE LINE

6-3 • 315 • SO. • 1L

DENTON, TEXAS • BILLY RYAN HS

2015: Played in seven games making his first start against Southern Arkansas.

2014: Redshirt.

PREP: Lettered three years at Billy Ryan High School earning all-district and all-area honors . . . Helped lead his team to a 10-3 record and a regional championship his senior year.

PERSONAL: Born October 15, 1995 . . . The son of Christopher and Suzonne Cross . . . Has one brother, Hunter.



DEVANTE CHARLES

NOSE TACKLE

6-2 • 300 • SO. • RS

GURDON, ARK. • GURDON HS

2014: Redshirt.

PREP: An All-State, and all-district selection from Gurdon High School . . . Recorded 80 tackles, five sacks, and blocked two punts during senior season . . . Also was selected to the Arkansas All-Star Game and won the Outstanding Lineman Award . . . Lettered four seasons.

PERSONAL: Born February 1, 1996 . . . The son of Bobby Joe Charles and Yolanda McCloud . . . Favorite athlete is Tom Brady . . . Enjoys playing basketball in his free time.



BRANDON QUINTERRO

DEFENSIVE TACKLE

6-3 • 250 • JR. • 2L

AUSTIN, TEXAS • LAKE TRAVIS HS

2015: Totaled a season-best four tackles against Southern Nazarene .

2014: Totaled 10 tackles including a season best four tackles against Harding.

PREP: Was a First-Team All-District defensive tackle at Lake Travis High School. He recorded 78 total tackles and had 9 sacks in 2012.



BLAKE DYBALA

OFFENSIVE LINE

6-3 • 270 • FR. • HS

LAMAR, ARK. • LAMAR HS

PREP: A four-year letterman at Lamar High School . . . Was voted all-conference in his junior and senior seasons . . . Helped lead his team to a 10-3 record during his final year . . . Also lettered in wrestling and track/field.

PERSONAL: Born June 9, 1998 . . . Son of Shane and Vonnell Dybala . . . Has one brother, Chad . . . Collects rocks in his free time. . . Favorite professional team is the Green Bay Packers . . . Favorite athlete is Michael Oher . . . Intended major is Business Management.



DANIEL MOORE

OFFENSIVE LINE

6-1 • 280 • SO. • 1L

DUNCAN, OKLA. • DUNCAN HS

2015: Played in eight games.

2014: Redshirt.

PREP: A three-year letter winner at Duncan High School . . . Earned II-Area and All-Oklahoma Football honors . . . Also played offensive line where he recorded 61 pancake blocks during senior year . . . Holds school records in bench press, power clean, incline press, and squat . . . Also lettered in wrestling.

PERSONAL: Born May 2, 1995 . . . The son of William and Jenny Moore . . . Has two brothers, Hayden and Adam . . . Favorite athletes are JJ Watt and Gerald McCoy . . . Plans to double major in Criminal Justice/Sports Management.



CALEB HICKS

OFFENSIVE LINE

6-2 • 270 • FR. • HS

DARDENELLE, ARK. • DARDENELLE HS

PREP: Lettered four years at Dardanelle High School . . . Led team to a 12-1 record and a conference championship in his senior season . . . Voted All-State and to the 2015 Arkansas All-Star Game . . . Also lettered four seasons in track/field.

PERSONAL: Born August 31, 1997 . . . Son of James and Sherry Hicks . . . Rides motorcycles and works on cars in spare time . . . Favorite professional team is the Green Bay Packers . . . Favorite athlete is J.J. Watt . . . Intended major is Engineering.

REDDIE FOOTBALL PLAYER BIOS



JOJO GRANT

OFFENSIVE LINE

6-3 • 280 • SO. • 1L

HOT SPRINGS, ARK. • HOT SPRINGS HS



JESSE SIMMONS

DEFENSIVE TACKLE

6-4 • 300 • FR. • RS

NEWPORT, ARK. • NEWPORT HS



JOHN LAUBACHER

OFFENSIVE LINE

6-4 • 325 • JR. • 2L

CORINTH, TEXAS. • LAKE DALLAS HS



CHARLES KORN

OFFENSIVE LINE

6-4 • 305 • JR. • 2L

SAN ANTONIO, TEXAS • CHURCHILL HS

2015: Played in seven games.


2014: Saw limited action appearing in two games.

2015: Played in 11 games making six starts.

2014: Saw action in 11 games . . . Was part of an offensive unit that averaged 497 yards and 42.4 points per game.

2013: Redshirt.

PREP: Played at Churchill High School in San Antonio, Texas where he earned First-Team All-District and All-Area honors . . . Was also an Academic All-State selection.




MONTANA FULLER

OFFENSIVE LINE

6-3 • 290 • JR. • 2L

LAKE CITY, KAN. • HUTCHINSON CC

2015: Played in nine games making seven starts.



JOHN MCGEE

OFFENSIVE LINE

6-4 • 280 • SR. • 3L

TEXARKANA, TEXAS • UNIV. OF OKLAHOMA

2015: Played in 12 games making 11 starts.

2014: Saw action in 11 games . . . Was part of an offensive unit that averaged 497 yards and 42.4 points per game.

2013: Played in 10 games and was part of an offensive line that helped the Reddies lead the nation in total offense and scoring.

COLLEGE: Signed with Oklahoma in 2012 despite having offers from Michigan, Notre Dame and Alabama, among others . . . Left Oklahoma in August of 2012 and attended Texarkana College.

PREP: Was the No. 12 guard in the country coming out of Texarkana, Texas, according to ESPN . . . Named U.S. Army All-American . . . Was also a four-star recruit by 247sports.com, four-star recruit by Scout.com, a four-star recruit by Rivals.com and was the No. 6 offensive guard in the country by Rivals.com . . . Was a three-time first-team All-District selection and a two-time All-State pick . . . Also lettered in track and basketball.

PERSONAL: Born May 24, 1994.



WILLIAM BROGDON

OFFENSIVE LINE

6-0 • 285 • FR. • RS

VAN ALSTYNE, TEXAS • VAN ALSTYNE HS

PREP: Lettered four seasons at Van Alstyne High in Texas . . . Voted first team all-district during his last three seasons . . . Helped lead team to a 7-3 record his senior year . . . Also lettered three years in powerlifting, where he was voted team MVP in 2014 and 2015.

PERSONAL: Born August 15, 1996 . . . The son of Jason and Amanda Brogdon . . . Favorite professional team is the Denver Broncos . . . Favorite movie is Varsity Blues . . . Most memorable moment in sports was his last game in high school . . . Majoring in Education.




SAMUEL MASON

OFFENSIVE LINE

6-0 • 270 • FR. • HS

TEXARKANA, ARK. • GENOA CENTRAL HS

REDDIE FOOTBALL PLAYER BIOS



ANDREW DAWSON

DEFENSIVE LINE

6-2 • 250 • FR. • HS

TYLER, TEXAS • CHAPPELL HILL, HS

PREP: Lettered two years at Chapel Hill High School in Texas . . . Recorded 66 tackles (7 TFL), a sack, a forced fumble, and a fumble recovery in 11 games as a senior . . . Voted first-team all-district on the defensive line . . . Also lettered in track/field and powerlifting, where he was a regional qualifier in both . . . Member of National Honor Society.

PERSONAL: Born November 27, 1997 . . . Son of Robert and Keri Dawson . . . Favorite professional team is the Houston Texans . . . Favorite athlete is J.J. Watt . . . Intended major is Biology.



CLIFFORD JACKSON

OFFENSIVE LINE

6-5 • 325 • FR. • RS

HOT SPRINGS, ARK. • HOT SPRINGS HS

PREP: Lettered four seasons at Hot Springs High School . . . Achieved All-State, all-county, all-conference honors and was voted to the All-Arkansas Prep Team . . . Helped lead team to a conference championship . . . Also lettered in track and field . . . Was member of student council and Leadership Hot Springs.

PERSONAL: Born March 7, 1997 . . . The son of Clifford Jr. and Gloria Jackson . . . Has two siblings, Bradley and Kaliyah . . . Enjoys spending time with friends and playing piano . . . Most memorable moment in sports was winning a conference championship . . . Majoring in Physical Therapy.



DAQUELLAN SCOTT

DEFENSIVE END

5-11 • 260 • SO. • 1L

KILGORE, TEXAS • KILGORE HS

2016: Four tackles and half a sack against Arkansas Tech . . . Had two tackles and a tackle for loss against UAM.

2015: Redshirt.

2014: Recorded 13 tackles(3 for loss) and 1.5 sacks for the Reddies in his freshman season . . . Had a career high five tackles at Southwestern Oklahoma on October 10, 2014 . . . First career sack against Arkansas-Monticello on November 1, 2014.

PREP: A three-time letterwinner at Kilgore High in Texas . . . recorded 85 tackles(19 for loss) and 11 sacks during his senior season . . . Was voted First-Team All-East Texas and first-team all-district . . . Helped lead team to a 14-1 record and a district championship . . . Placed second at the state championships in track and field in the shot-put event.

PERSONAL: Born May 30, 1996 . . . The son of Billy and Felicia Shelton . . . Has two brothers, Rashaad and Terrell . . . Favorite athlete is Terrell Suggs . . . Person he most admires is his mother.



DERRICK MULDROW

DEFENSIVE LINE

6-0 • 315 • JR. • RS

MINERAL SPRINGS, ARK. • MINERAL SPRINGS HS



JUSTIN CARPENTER

OFFENSIVE LINE

6-4 • 290 • JR. • 2L

LONOKE, ARK. • LONOKE HS

2015: Started every game last year.

2014: Saw action in 11 games . . . Was part of an offensive unit that averaged 497 yards and 42.4 points per game.

2013: Sat out the season.

COLLEGE: Transfers from the University of Central Arkansas.

PREP: Was a three year starter at Lonoke High School where he was the team captain . . . Selected to the 2011 Hooten's Super Sonic Team and was a Hooten's/Farm Bureau Player of the Year finalist . . . A two-time Class 2-4A All-Conference selection, he helped guide Lonoke to the 2009 Class 4A State Championship Game.



ANTAVION JAMES

WIDE RECEIVER

5-10 • 175 • FR. • HS

FORT WORTH, TEXAS • SOUTHWEST CHRISTIAN




ANTHONY PRICE

TIGHT END

6-3 • 230 • FR. • TRS

TAMPA, FLA. • GAITHER HS

REDDIE FOOTBALL PLAYER BIOS



JAQUAVIAN DABBS

WIDE RECEIVER

6-0 • 165 • FR. • HS

82 MARSHALL, TEXAS • MARSHALL HS

PREP: Lettered three years under head coach Clint Harper at Marshall High School in Texas . . . Is second all-time in career receiving yards at Marshall . . . Caught 49 passes for 842 yards and nine touchdowns in his senior season, leading his team to an 11-2 record and a district championship . . . Also lettered in track for four years where he recorded the third fastest time in the 100-meter dash at the district championships . . . Also a member of FFA.

PERSONAL: Born September 15, 1997 . . . Son of Coteal Dabbs . . . Has one brother, Tyberious . . . Enjoys singing and writing poetry . . . Favorite professional team is the Carolina Panthers . . . Favorite athlete is Kevin White . . . Undecided on college major.



DAVID TERREBONE


WIDE RECEIVER

5-9 • 160 • FR. • HS

85 LA PORTE, TEXAS • LA PORTE HS

PREP: Lettered three seasons at La Porte High School in Texas . . . Recorded 45 catches and four touchdowns during his senior year, achieving second-team all-district honors . . . Helped lead his team to a district championship . . . Holds school record for career receptions . . . Also lettered in track and field . . . Member of National Honor Society.

PERSONAL: Born November 27, 1996 . . . The son of Karl and Melissa Terrebone . . . Has one brother, Karl Raymond . . . Favorite professional team is the Houston Texans . . . Favorite movie is Behind Enemy Lines . . . Favorite food is pizza . . . Majoring in Athletic Training.



ADLER GOODE


WIDE RECEIVER

6-2 • 205 • FR. • RS

83 SPRINGDALE, ARK. • UCA

2016: Totaled 65 yards on 3 receptions including a 34-yard grab against Northwestern Oklahoma.

PREP: Attended Shiloh Christian where he was an all-conference and all-state selection.




DARRIN PHILLIPS

TIGHT END

6-3 • 225 • JR. • TR

86 LOS ANGELES, CALIF. • EAST LA CC



CRISSEAN CAVER

WIDE RECEIVER

6-1 • 185 • JR. • RS

87 CUYAHOGA FALLS, OHIO • COLLEGE OF DUPAGE

COLLEGE: Attended the College of DuPage where he caught 35 passes for 510 yards while scoring six touchdowns.



BEN JOHNSON


WIDE RECEIVER

6-2 • 210 • FR. • RS

84 SAPULPA, OKLA. • SAPULPA HS

2016: Opened season with a 51-yard reception against Southeastern Oklahoma to set up Henderson's winning score.

2015: Saw his first collegiate action against Southern Nazarene . . . Caught five passes for 79 yards including a 35-yard grab . . . Had a 7-yard catch for his first collegiate touchdown against SNU.



AVERY SHOEBRIDGE

KICKER

5-10 • 170 • So. • RS

88 BOSSIER CITY, LA. • PARKWAY HS

REDDIE FOOTBALL PLAYER BIOS



SAM JOHNSON

DEFENSIVE END

6-4 • 250 • JR. • 2L

SAPULPA, OKLA. • SAPULPA HS

2016: Earned GAC Defensive Player of the Week after having seven tackles, four sacks and a forced fumble against East Central . . . Recorded four tackles against Southwestern Oklahoma.

2015: Had two tackles in games against Arkansas-Monticello and Southwestern Oklahoma.

2013: Redshirted.

PREP: Was an All-State defensive end at Sapulpa (Oklahoma) High School . . . Selected as the team captain . . . Named the Class 6A Iron Man of the Year . . . In 2012 he compiled 54 Tackles, 21 tackles for lost yardage and 6 sacks . . . Also had seven touchdown catches.



HENRY DAVIS

DEFENSIVE LINE

6-2 • 270 • JR. • 2L

DENTON, TEXAS • TRINITY VALLEY CC

2016: Opened season with four tackles against Southeastern Oklahoma . . . Also had four stops, a forced fumble and a fumble recovery against East Central.

2015: Totaled a season-high six tackles in games against Southeastern Oklahoma and Arkansas Tech . . . Also had four key stops against Southern Arkansas.

2014: Totaled 33 tackles with 4.5 tackles for lost yardage and 2.5 sacks . . . Compiled a season best eight tackles against Arkansas-Monticello and seven against Harding.



ABDUL WAHAB-MAREI

DEFENSIVE END

6-1 • 320 • SO. • HS

HOUSTON, TEXAS • CLEAR BROOK HS



ADAM GREENFIELD

DEFENSIVE LINE

6-3 • 270 • JR. • 1L

TALLAHASSEE, FLA. • FAETHER RIVER CC

2015: Had two tackles in games against Arkansas-Monticello and Southern Arkansas.



JORDAN DOMINGUEZ

DEFENSIVE LINE

6-2 • 265 • SR. • 1L

MISSION VIEJO, CALIF. • SADDLEBACK CC

2016: Had two quarterback sacks against Northwestern Oklahoma . . . Recorded a fumble recovery against East Central.

2015: Recorded a tackle for lost yardage against Southeastern Oklahoma . . . Has two stops against Southern Nazarene.



BLAKE BURNARD

DEFENSIVE LINE


6-3 • 250 • JR. • 1L

BAKERSFIELD CALIF. • SADDLEBACK CC

2016: Recorded four tackles against East Central . . . Had three stops against Northwestern Oklahoma including a 13-yard tackle for loss . . . Recovered a fumble against Southwestern Oklahoma.

2015: Two tackles against Southwestern Oklahoma.

REDDIE FOOTBALL PLAYER BIOS



ZACH HUNTER

DEFENSIVE LINE

6-0 • 230 • FR. • HS

HALLSVILLE, TEXAS • HALLSVILLE HS

PREP: An All-District defensive end at Hallsville High School in Texas . . . Compiled 51 tackles and recorded 9 tackles for lost yardage his senior season . . . Also totaled 20 quarterback hurries.

PERSONAL: Born April 30, 1997 . . . Son of John Hunter and Wendy Womack . . . Has five siblings, Nathan, Lucas, Ayden, Audrey and Chandler . . . Bone cancer survivor . . . Favorite professional team is the Houston Texans . . . Favorite athlete is J.J. Watt . . . Intended major is Business.



JOSH DAVIS

LINEBACKER

5-11 • 215 • SR. • 3L

EL DORADO, ARK. • EL DORADO HS

2016: Had 8 tackles and an interception against Arkansas Tech . . . Opened season with five tackles including two for loss against Southeastern Oklahoma . . . Had a season-best 8 tackles against Southwestern Oklahoma.


2015: Earned All-Region honors and was an unanimous First-Team All-GAC selection . . . Finished the season with a team-best 103 tackles and 15 tackles for lost yardage . . . Totaled 11 stops in HSU's playoff win against Sioux Falls . . . Collected 12 tackles including 8 solo stops against SAU . . . Had 10 tackles in HSU's wins over Harding and Arkansas-Monticello . . . Totaled 9 tackles and 4 tackles for lost yardage against Arkansas Tech . . . Compiled 12 tackles against East Central . . . Totaled six tackles and three quarterback hurries against Southwestern Oklahoma.

2014: Was a Don Hansen Honorable Mention All-American selection . . . Also earned First-Team All-GAC honors . . . Finished year with a team best 90 tackles including 8 for lost yardage and 5 sacks . . . Had a career high 18 tackles against OBU . . . Named GAC Defensive Player of the Week after having 14 tackles, 2 tackles for loss and 3 hurries against Southern Arkansas . . . Totaled seven tackles and a forced fumble against Arkansas Tech . . . Led team in tackles against Southwestern Oklahoma with 11 stops.

2013: Played in eight games and had a season-best six tackles against Arkansas-Monticello . . . Also had five stops against Harding . . . Had four tackles in HSU's triple overtime win over Ouachita Baptist . . . Ended year with 28 total tackles.

PREP: Lettered three seasons in football at El Dorado HS . . . Team won the Arkansas 6A State Championship in each of the years he lettered . . . As a senior, recorded 85 tackles, 18 of those for loss yardage, forced 11 fumbles, recovered one fumble, and picked off one pass . . . Named all-state, all-area, and all-conference in his senior year.

PERSONAL: Born February 24, 1994 . . . Son of Lachunda Davis . . . His favorite movie is "Friday Night Lights" . . . Lists Baltimore Ravens' linebacker Ray Lewis and Philadelphia Eagles' quarterback Mike Vick as his favorite athletes . . . Hobbies outside of football include reading and going to church . . . Credits his mom as the person he admires the most because of her perseverance . . . Intended major is Psychology.



DJ CROOK

LONG SNAPPER

6-1 • 170 • FR. • HS

HOT SPRINGS, ARK. • HOT SPRINGS HS

CAREER STATISTICS

Year	G	UT	AT	TT	TFL	PBU	Sack	INT	FR
2013	8	10	18	28	1.5	0	0.0	0	0
2014	11	42	48	90	8.0	2	5.0	0	0
2015	13	62	41	103	15.0	7	1.5	0	1
2016	7	23	23	46	3.0	2	1.0	1	0
TOTAL	35	137	128	265	27.5	11	7.5	1	0