

# HENDERSON STATE

## 2013 REDDIE FOOTBALL GAME NOTES • PAGE 1

### SCHEDULE

	SEPT. 7, 2013 • WON 82-10 vs. SOUTHERN NAZARENE Arkadelphia, Ark. ATTN: 4394
	SEPT. 14, 2013 • WON 75-14 vs. McKENDREE Arkadelphia, Ark. ATTN: 4111
	SEPT. 21, 2013 • WON 44-35 at Southeastern Oklahoma Durant, Okla. ATTN: 2403
	SEPT. 28, 2013 • WON 63-31 vs. EAST CENTRAL Arkadelphia, Ark. Carpenter-Haygood Stadium
	OCT. 5, 2013 • 1 p.m. at Northwestern Oklahoma Alva, Okla. Ranger Field
	OCT. 12, 2013 • 3 p.m. (HC) vs. SOUTHWESTERN OKLAHOMA Arkadelphia, Ark. Carpenter-Haygood Stadium
	OCT. 19, 2013 • 3 p.m. vs. Arkansas Tech El Dorado, Ark. Boomtown Classic
	OCT. 26, 2013 • 2 p.m. at Harding Searcy, Ark. First Security Stadium
	Nov. 2, 2013 • 3 p.m. at Arkansas Monticello Monticello, Ark. Cotton Boll Stadium
	NOV. 9, 2013 • 1 p.m. vs. SOUTHERN ARKANSAS Arkadelphia, Ark. Carpenter-Haygood Stadium
	Nov. 16, 2013 • 2 p.m. at Ouachita Baptist Arkadelphia, Ark. A.U. Williams Field

### GAME 5: OCT. 5, 2013 • 1 P.M.



#8 HENDERSON STATE (4-0, 3-0) vs  
NORTHWESTERN OKLA. (0-4, 0-4)



ALVA, OKLA. • RANGER FIELD

### HENDERSON STATE EMBARKS ON LONGEST ROAD TRIP OF THE YEAR

Henderson State will make its longest road trip of the year as the 8th-ranked Reddies travel nearly 500 miles to Alva, Okla. to face Northwestern Oklahoma. It will mark the second time the teams have met with Northwestern winning 56-7 in 2002. It will be Henderson's first-ever trip to Alva.

### REDDIE REPORT

Henderson State will attempt to run its streak to 19 straight regular-season wins against Division II institutions. The last D2 regular-season loss was a 34-31 loss to top-ranked Delta State on Sept. 24, 2011.

Henderson's explosive offense averages 697.3 yards and 66 points per game. **Kevin Rodgers**, a two-time National Player of the Week selection, averages 456.8 yards passing per game and has tossed 16 touchdowns. Last week against East Central, Rodgers threw for a HSU and GAC record 595 yards, completed 42-of-50 passes and had four touchdowns. Rodgers has a record of 18-2 as Henderson's starting quarterback.

**Darius Davis** continues to lead the GAC in receiving averaging 130.0 yards per game. The junior from Frisco, Texas caught four passes for 100 yards and scored a pair of touchdowns last week against ECU. **Dustin Holland** follows with 382 yards on 23 receptions for an average of 16.6 yards per catch. Holland led HSU last week with 10 catches for 126 yards. **Robert Jordan** has compiled 377 yards on 24 receptions and three scores. The native of Miami, Fla. needs 110 receiving yards to become HSU's all-time leading receiver.

**Ryan McDonald** continues to lead the GAC in rushing averaging 108.8 yards per game. McDonald totaled 101 yards last week against ECU. The Reddies are second in the GAC in total defense allowing 321.5 yards per contest. **Keaton Stigger** leads the GAC with 39 stops including 6.5 for lost yardage. **Ricardo Mendez** follows Stigger with 29 tackles and has 5.5 tackles for lost yardage to his credit.

### REDDIE SPORTS NETWORK

**Phil Elson** begins his third season as the Voice of the Reddies with **RJ Hawk** providing color commentary.

Elson has 18 seasons of experience in professional baseball, including 15 years on the radio.

Hawk works at 103.7 The Buzz in Little Rock and produces the Show With No Name from 6-10 a.m.

KDEL 100.9 FM  
KZNG 1340 AM  
INTERNET

Arkadelphia  
Hot Springs  
hsusports.com



# FULL SPEED AHEAD

## 2013 REDDIE FOOTBALL GAME NOTES • PAGE 2

### NWOSU FACTS



**Alan Hall**  
Head Coach



#### • QUICK FACTS •

LOCATION: ..... Alva, Okla.  
 FOUNDED: ..... 1897  
 ENROLLMENT: ..... 2,233  
 PRESIDENT: ..... Dr. Janet Cunningham  
 ATHLETIC DIRECTOR: ..... Andy Carter  
 COLORS: ..... Red and Black  
 CONFERENCE: ..... Great American  
 STADIUM: ..... Ranger Field (6,000)

#### • COACHING STAFF •

HEAD COACH: ..... Alan Hall  
 ALMAMATER: ..... Charter Oak State (Conn.)  
 RECORD AT NWOSU (YEARS): ..... 4-11 (2nd)  
 CAREER RECORD (YEARS): ..... 4-11 (2nd)  
 ASSISTANT COACHES: .....  
 Kevin Turco ..... Assistant Head Coach  
 John Falvey ..... Defensive Coord.  
 Mike Brown ..... Linebackers  
 Bret Story ..... Quarterbacks  
 Will Harris ..... Defensive Backs  
 Anthony Weeden ..... Wide Receivers  
 Alex Haynes ..... Running Backs  
 Larry Parker ..... Tight Ends  
 Anathan Gibson ..... Outside Linebackers

#### • TEAM INFORMATION •

2012 Record ..... 4-7  
 GAC Record: ..... N/A  
 LETTERMEN RETURNING: ..... 37  
 LETTERMAN LOST: ..... 17  
 STARTERS RETURNING: ..... 5  
 STARTERS LOST: ..... 8

#### • 2013 SCHEDULE •

**S5** \*Arkansas-Tech **L, 38-10**  
**S14** \*@ Harding **L, 69-0**  
**S21** \*@ UA-Monticello **L, 22-20**  
**S28** \*Southern Arkansas **L, 47-14**  
**O5** \* Henderson State **1 p.m.**  
**O12** \*@ Ouachita Baptist **2 p.m.**  
**O19** \*@ East Central **2 p.m.**  
**O26** \*Southeastern Okla. **3 p.m.**  
**N2** @ Pitt State **2 p.m.**  
**N9** \*@ Southern Nazarene **1:30 p.m.**  
**N16** \*Southwestern Okla. **1 p.m.**

### ABOUT NORTHWESTERN

Northwestern Oklahoma is coming off a 47-14 loss to the hands of Southern Arkansas last week. The Rangers are in their first full season as members of the Great American Conference.

Offensively, the Rangers are last in the GAC in total offense averaging just 252.5 yards per game. Northwestern averages 11.0 points per contest.

Northwestern has used two quarterbacks this season. **L.T. Pfaff** has completed 30-of-53 passes for 441 yards with two touchdowns this season.

**Reid Miller** has completed 18-of-49 attempts for 155 yards.

**Javari Liggins** leads the team in rushing, averaging 52.8 yards per game.

**Jarion Tudman** follows, rushing for 31.0 yards per contest.

Only two receivers for the Rangers have over 100 yards this season.

**Montrell Logan** is the top receiver having eight catches for 131 yards, while

**Cameron Allen** has caught six passes for 105 yards.

The Ranger defense ranks ninth in total defense in the GAC allowing 490.2 yards per game. Northwestern is giving up 44.0 points per game. The team has recorded only five quarterback sacks this season and is allowing 268.5 yards passing per game.

The unit is led by **LaRon Mitchell** who has 27 tackles this season to go along with a pair of tackles for lost yardage. **Kollin Retter** is another player to watch having 22 stops including three for losses.

Northwestern Oklahoma is coached by **Alan Hall** who is in his second season at the helm. Hall has a 4-11 record at NWOSU.

### THE SERIES VS. NORTHWESTERN OKLAHOMA

Northwestern Oklahoma and Henderson State meet for just the second time. The first meeting came on August 31, 2002 when the Rangers beat the Reddies 56-7. In that game, NWOSU totaled 562 yards of offense. Kelcey Williams rushed for 97 yards and 3 scores, while HSU was led by Blake Christenson with 64 yards and a touchdown.



**NORTHWESTERN  
OKLAHOMA**

**NWOSU LEADS 1-0**

YEAR	WINNER	LOSER	SITE
2002	NWO 56	HSU 7	H

## 2013 GAC STANDINGS

TEAM	GAC RECORD			OVERALL RECORD			Stk.
	W	L	Pct.	W	L	Pct.	
Henderson State	3	0	1.000	4	0	1.000	W4
Ouachita Baptist	3	0	1.000	3	0	1.000	W3
Southern Arkansas	3	1	.750	3	1	.750	W3
Southwestern Okla	3	1	.750	3	1	.750	W1
Harding	2	1	.667	2	1	.667	W2
Arkansas Tech	2	1	.667	2	2	.500	L1
Arkansas-Monticello	2	2	.500	2	2	.500	L1
East Central	1	3	.250	1	3	.250	L3
Southeastern Okla.	1	3	.250	1	3	.250	L3
Northwestern Okla.	0	4	.000	0	4	.000	L4
Southern Nazarene	0	4	.000	0	4	.000	L4

**OCT. 5: Harding** @ **Southern Arkansas** 7 p.m.  
**TODAY'S GAMES**

Texas A&M Commerce	@	Southeastern Okla.	2 p.m.
Ouachita Baptist	@	Southwestern Oklahoma	2 p.m.
Arkansas Tech	@	Arkansas-Monticello	3 p.m.
Southern Nazarene	@	East Central	4 p.m.

# HENDERSON STATE

## 2013 REDDIE FOOTBALL GAME NOTES • PAGE 3

### LAST WEEK VS. ECU

Sept. 28, 2013 • ATTN: 4,533

Henderson State 63, East Central 31

Score by Quarters	1	2	3	4	Score
East Central	17	0	7	7	- 14
Henderson State	14	28	14	7	- 49

**SCORING SUMMARY: (1st)** 13:49 HSU - Ryan McDonald 32 yd run (C. Gonsalves kick). 11:55 HSU - Darius Davis 28 yd pass from Kevin Rodgers (C. Gonsalves kick). 7:18 ECU - ROBBINS, George 4 yd pass from BOND, (HUNT, Trevor kick). 5:22 ECU - SNELL, JoJo 59 yd pass from BOND, (HUNT kick) 1:04 ECU - HUNT 24 yd field goal. **(2nd)** 14:01 HSU - Israel Valentin 32 yd pass from Kevin Rodgers (C. Gonsalves kick). 10:13 HSU - Ryan McDonald 29 yd run (C. Gonsalves kick). 4:52 HSU - Jaquan Cole 5 yd run (C. Gonsalves kick) 1:48 HSU - Davis 41 yd pass from Rodgers (C. Gonsalves kick). **(3rd)** 12:08 HSU - Keaton Stigger 3 yd run (C. Gonsalves kick). 5:28 HSU - Keaton Stigger 1 yd run (C. Gonsalves kick). 1:04 ECU - BOND, Spencer 2 yd run (HUNT, Trevor kick). **(4th)** 9:02 ECU - MOORE, David 59 yd pass from BOND, Spencer (HUNT, Trevor kick). 1:50 HSU - Justin Bradford 28 yd pass from Rodgers (C. Gonsalves kick).

	ECU	HSU
FIRST DOWNS	22	34
RUSHES-YARDS (NET)	29-83	32-151
PASSING YDS (NET)	335	595
Passes Att-Comp-Int	49-26-1	50-42-2
TOTAL OFFENSE	78-418	82-746
Punts (Number-Avg)	10-31.7	2-47.0
Fumbles-Lost	1-0	3-2
Penalties-Yards	5-39	6-39
Possession Time	29:35	30:25
Third-Down Conversions	5 of 16	8 of 12
Fourth-Down Conversions	0 of 0	0 of 1

**RUSHING:** East Central-BOND, Spencer 15-71; MASSENGILL, D. 1-5; TODD, Justin 2-4; SNELL, JoJo 11-3. **Henderson State**-Ryan McDonald 12-101; Jaquan Cole 13-48; Keaton Stigger 3-8.

**PASSING:** East Central-BOND, Spencer 26-49-1-335. **Henderson State**-Kevin Rodgers 42-50-2-595.

**RECEIVING:** East Central-SNELL, JoJo 6-83; HOLLEY, Caleb 5-71; ANDERSON, L. 4-40; ALLEN, Michael 3-36; HARPER, LaQuan 3-27; MOORE, David 2-63. **Henderson State**-Dustin Holland 10-126; Israel Valentin 5-97; Robert Jordan 5-65; Darius Davis 4-100; Corey Chappell 4-52; Al Lasker 4-36; Mark Czaus 4-24; Joseph Snapp 2-34; Justin Bradford 1-28; C. Arredondo 1-17; James Jackson 1-10; Jaquan Cole 1-6.



### LAST TIME OUT

**Kevin Rodgers** set a Henderson State record throwing for 595 yards as the 8<sup>th</sup>-ranked Reddies beat East Central Oklahoma 63-31.

Rodgers completed 42-of-50 passes and had touchdown strikes of 28, 32, 41, and 28 yards. His final scoring toss gave him the Reddie record which also was a Great American Conference record surpassing Tyler Sykora's mark of 520 set Oct. 22, 2011 against Ouachita Baptist.

The Rockwall, Texas product eclipsed HSU's Chris Reil who threw for 579 yards against Arkansas Tech in 2000.

East Central, at one time, led 17-14 scoring 10 points

off of Reddie turnovers in the first quarter. Henderson State, however, scored 28 second quarter points while the defense shutout the Tigers to build a 42-17 halftime lead.

**Keaton Stigger** opened the second half with touchdown runs of 3 and 1 yard to put Henderson State up 56-17 before East Central added a pair touchdowns benefitting on another Reddie turnover.

Rodgers' last pass of the game was a 28-yard scoring strike to **Justin Bradford**.

**Ryan McDonald**, the GAC's top rusher, carried the ball 12 times and totaled 101 yards while scoring on touchdown runs of 32 and 29 yards.

**Darius Davis** had four catches for 100 yards and touchdown receptions of 28 and 41 yards. Davis set the HSU career record for touchdown receptions surpassing Garrett Manning's record of 16 scores set from 2005 to 2008. Davis now has 18 career touchdown receptions.

**Dustin Holland** led the Reddie receivers with 126 yards on 10 receptions, while **Israel Valentin** had 5 catches for 97 yards.

Stigger also had a big game defensively totaling 14 tackles including 1.5 tackles for lost yardage. **Tim Llewellyn** and **Ricardo Mendez** both had 8 tackles with Mendez having 3.5 tackles for lost yardage.

The Reddies compiled 746 yards of total offense, averaging 9.1 yards per play, while East Central collected 418 yards.

### HOME RECORD SINCE 1994

Year	Conference	All
1994	1-3 Gulf South	2-4
1995	3-1 Gulf South	3-3
1996	1-3 Gulf South	2-3
1997	2-2 Gulf South	2-2
1998	0-4 Gulf South	1-4
1999	2-3 Gulf South	2-3
2000	0-4 Gulf South	1-4
2001	1-4 Gulf South	1-4
2002	3-2 Gulf South	3-3
2003	1-3 Gulf South	2-3
2004	0-5 Gulf South	0-5
2005	2-2 Gulf South	3-2
2006	4-0 Gulf South	5-0
2007	3-1 Gulf South	3-1
2008	1-3 Gulf South	2-3
2009	3-2 Gulf South	3-2
2010	4-0 Gulf South	5-0
2011	1-1 Great American	2-2
2012	4-0 Great American	5-1
2013	2-0 Great American	3-0
<b>TOTAL</b>	<b>39-43</b>	<b>52-49</b>

### HSU FAST FACTS

LOCATION: ..... Arkadelphia, Ark.  
 FOUNDED: ..... 1890  
 ENROLLMENT: ..... 3,500  
 NICKNAME: ..... Reddies  
 SCHOOL COLORS: ..... Red and Gray  
 AFFILIATION: ..... NCAA Division II  
 CONFERENCE: ..... Great American  
 PRESIDENT: ..... Dr. Glen Jones, Jr.  
**ALMA MATER:** ... Henderson State (1992)  
 INTERIM ATHLETICS DIRECTOR: ... Bobby Jones  
**ALMA MATER:** ..... Henderson State  
 FACILITY: ..... Carpenter-Haygood Stadium  
 CAPACITY: ..... 9,600  
 SURFACE: ..... GeoSurface

#### TEAM INFORMATION

2012 RECORD: ..... 10-1  
 2012 GAC RECORD/FINISH: ..... 8-0/1st  
 2012 FINAL RANKING: ..... 11th in AFCA  
 NCAA PLAYOFFS APPEARANCES: ..... 2012  
 OFFENSIVE FORMATION: ..... 1 Back Spread  
 DEFENSIVE FORMATION: ..... 4-3 Multiple  
 STARTERS RETURNING: ..... 19 (9 O, 8 D, 2 ST)  
 STARTERS LOST: ..... 5 (2 O, 3 D, 1 ST)  
 LETTERMEN RETURNING: ... 51 (25, 24 D, 2 ST)  
 LETTERMEN LOST: ..... 13 (6 O, 7 D)  
 NEWCOMERS: ..... 44

#### COACHING STAFF

HEAD COACH: ..... Scott Maxfield  
**ALMA MATER:** ..... Louisiana Tech (1984)  
 RECORD AT HENDERSON/YEARS: ..... 52-35 (8)  
 CAREER RECORD/YEARS: ..... 81-46

#### HISTORY

FIRST YEAR OF FOOTBALL: ..... 1905  
 ALL-TIME RECORD: ..... 471-438-42

# FULL SPEED AHEAD

## 2013 REDDIE FOOTBALL GAME NOTES • PAGE 4

### AFCA TOP 25 (SEPT. 30)

RK	TEAM	REC	PTS	LW
1.	Valdosta St.	3-0	793	1
2.	Minnesota St.	4-0	765	2
3.	Northwest Missouri	4-0	727	3
4.	West Texas A&M	4-0	700	4
5.	Colorado St.-Pueblo	4-0	670	5
6.	Missouri Western St.	4-0	648	6
7.	Indiana (Pa.)	4-0	595	7
<b>8.</b>	<b>Henderson St.</b>	<b>4-0</b>	<b>573</b>	<b>8</b>
9.	Bloomsburg	4-0	529	11
10.	Pittsburg St.	4-0	514	12
11.	Minnesota-Duluth	3-1	438	13
12.	Shepherd	4-0	413	14
13.	UNC-Pembroke	4-0	391	16
14.	West Alabama	3-1	359	15
15.	Washburn	4-0	309	18
16.	Winston-Salem St.	3-1	290	17
17.	West Chester	4-0	266	19
18.	St. Cloud State	4-0	240	20
19.	Chadron St.	3-1	169	21
20.	Carson-Newman	3-1	163	10
21.	Indianapolis	3-1	138	22
22.	Tarleton St.	3-0	129	25
23.	Ohio Dominican	4-0	124	NR
24.	Emporia St.	4-0	114	24
25.	Grand Valley St.	3-1	113	9

**Dropped Out:** Midwestern St. (Texas) (23)

**Others Receiving Votes:** Midwestern St. (Texas), 108; Colorado School of Mines, 26; North Greenville (S.C.), 22; New Haven (Conn.), 17; Newberry (S.C.), 16; Ferris St. (Mich.), 12; Catawba (N.C.), 7; Tuskegee (Ala.), 6; Michigan Tech, 4; Delta St. (Miss.), 3; Saginaw Valley St. (Mich.), 3; Texas A&M-Kingsville, 3; Lenoir-Rhyne (N.C.), 2; Johnson C. Smith (N.C.), 1.

### WEEK BY WEEK RANKINGS

WEEK	AFCA	D2	BCSN	REGION
PRE	13	12	11	-
1	9	10	8	-
2	9	10	9	-
3	8	10	8	-
4	8	9	8	-

AFCA: American Football Coaches Association  
 D2: D2Football.com  
 BCSN: Beyond College Sports Network  
 REGION: NCAA Super Region 3 Rankings

### RODGERS EARNS PLAYER OF THE WEEK HONORS

After his record-breaking performance last Saturday against East Central, Henderson State quarterback Kevin Rodgers was named the D2Football.com, Beyond College Sports Network National and Great American Conference Offensive Player of the Week.

Rodgers earned BCSN's National Player of the Week honors for the second time this season, while earning GAC honors for the ninth time in his career, second this season.

Rodgers set a single game HSU and GAC record throwing for 595 yards against the Tigers this past Saturday.

The Rockwall, Texas product had touchdown tosses of 28, 32, 41, and 28. The junior signal-caller also set a HSU record for completion percentage completing 42-of-50 passes for 84 percent.

This season, Rodgers has 16 touchdown tosses and has compiled 1827 yards for an average of 456.8 yards per game. He has completed 117-of-170 passes for a completion percentage of 68.8.

Rodgers leads all of college football in passing yards per game. Jimmy Garoppolo of Eastern Illinois (D1-FCS) follows averaging 410.6 yards per game. Sean Mannion of Oregon State (D1-FBS) averages 403.6 yards per game, while Graham Craig of LaGrange leads the Division III ranks averaging 382.3 yards per contest.

Rodgers' career totals include 66 touchdown passes for 7096 yards for an average of 322 yards per game in 22 games played. He has thrown for 300 yards or more 13 times during his career and 500 or more yards three times.

### THE NATIONAL POLLS

Henderson State remained at No. 8 in the latest American Football Coaches Association Poll following its 63-31 win over East Central Oklahoma.

Henderson State, 4-0 overall and 3-0 in the Great American Conference are ranked No. 8 in the Beyond College Sports Network poll.

D2Football.com released its poll on Tuesday and the Reddies moved up one spot to No. 9. Henderson's highest-ever ranking at the NCAA level was No.6 at the end of the 2012 regular-season.

### D2FOOTBALL.COM TOP 25 POLL • OCT. 1


RK	TEAM	REC	LW			
13	Shepherd	4-0	15			
14	UNC Pembroke	4-0	16			
15	Washburn	4-0	17			
16	Winston-Salem	3-1	18			
17	Chadron State	3-1	19			
18	Ohio Dominican	4-0	NR			
19	West Chester	4-0	20			
20	Indianapolis	3-1	22			
21	Carson-Newman	3-1	13			
22	Midwestern State	2-1	21			
23	St. Cloud	4-0	23			
24	Emporia State	4-0	24			
25	Grand Valley	3-1	7			
1	Valdosta State	3-0	1			
2	Minnesota State	4-0	2			
3	Northwest Missouri	4-0	3			
4	West Texas A&M	4-0	4			
5	CSU-Pueblo	4-0	5			
6	Missouri Western	4-0	6			
7	IUP	4-0	8			
8	Minnesota Duluth	3-1	9			
<b>9</b>	<b>Henderson State</b>	<b>4-0</b>	<b>10</b>			
10	Pittsburg State	4-0	11			
11	Bloomsburg	4-0	12			
12	West Alabama	3-1	14			

# HENDERSON STATE

## 2013 REDDIE FOOTBALL GAME NOTES • PAGE 5

### REDDIE RECORD WHEN...

AT HOME .....	3-0
ON THE ROAD .....	1-0
On Grass .....	0-0
Artificial Turf .....	4-0
Day .....	1-0
Night .....	3-0
Reddies Score First .....	3-0
Opponents Score First .....	1-0
Leading at Halftime .....	4-0
Trailing at Halftime .....	0-0
Tied at Halftime .....	0-0
Leading After 3 Quarters .....	3-0
Trailing After 3 Quarters .....	1-0
Tied After 3 Quarters .....	0-0
Outcomes of 7 points or less .....	0-0
2 Players Rush for more than 100 yards ....	0-0
300 or more yards passing .....	4-0
200 or more yards rushing .....	2-0
500 or more yards total offense .....	4-0
More Total yards than opponent .....	4-0
Fewer Total yards than opponent .....	0-0
30 or more pass plays .....	4-0
30 or more rushing attempts .....	3-0
More offensive plays than opponents .....	3-0
Fewer offensive plays than opponents .....	1-0
Same offensive plays as opponents .....	0-0
3 or more fumbles lost .....	1-0
Less than 3 fumbles lost .....	3-0
2 or more interceptions .....	1-0
4 or more turnovers .....	1-0
Less than 4 turnovers .....	3-0
Fewer Turnovers than opponents .....	2-0
More Turnovers than opponents .....	1-0
Same Turnovers than opponents .....	1-0
Defense forces 3 fumbles lost .....	1-0
Defense has two interceptions .....	1-0
Opponents has more than 300 yds. pass. .	2-0
Opponents have less than 300 yds. pass. .	2-0
Opponents has more than 200 yds. rush. .	0-0
Opponents have less than 200 yds. rush. .	4-0
More Penalty yards than opponents .....	2-0
Less Penalty yards than opponents .....	2-0
More Time of Possession .....	2-0
Less Time of Possession .....	2-0
Record when score 30 or more points .....	4-0
Record when score 40 or more points .....	4-0
Record when score less than 30 points .....	0-0
Record in August .....	0-0
Record in September .....	4-0
Record in October .....	0-0
Record in November .....	0-0
Record on Thursday .....	0-0
Record on Saturday .....	4-0



### AND THE CALL HIM "WHITE LIGHTNING"

Despite playing without running backs **Daniel McCoy** and **Kevin Nichols** the past few weeks, the Reddie ground game has been effective averaging 198.8 yards rushing per game which ranks third in the GAC.

Doing most of the ground work is sophomore **Ryan McDonald**. Nicknamed "White Lightning," McDonald leads the GAC in rushing averaging 108.8 yards per game.

The Charleston, Ark. product has gone over the 100-yard mark three times this season, including a career-best 132 yards against Southern Nazarene. In the three games he has totaled 100-yards or more, he has score two touchdowns.

### STILL THE MOST EXCITING 2 MINUTES IN SPORTS

Despite averaging 1:58 per scoring drive last week against East Central Oklahoma, Henderson State's average scoring drive this season is 1:51. Of Henderson's 38 scoring drives this season, 24 have taken less than 2 minutes. Eight drives have been less than a minute with the shortest being 10 seconds. Henderson's longest drive (time of possession) was 4:41 last week against East Central. The drive consisted of 12 and covered 65 yards.

### MAXFIELD'S PASSING ATTACK REACHES 200 TDS

Since Scott Maxfield's arrival in 2005, Henderson State has totaled 204 touchdown passes compared to 158 touchdowns rushing. In his eight-plus years as Henderson's head coach, five of his eight teams have totaled 20 or more passing touchdowns in a season. The Reddies have 17 passing touchdowns thus far in 2013.

The 2011 Reddies had the lowest number of passing touchdowns in the Maxfield era with 15. Prior to his arrival, the 2000 Reddies was the only team in HSU history to record 20 passing touchdowns in a season. In fact, from 1980 to 2004 (25 years) Henderson totaled just 153 passing touchdowns, an average of 6.12 touchdown passes per year. Maxfield's teams average 23 passing touchdowns per season.

### CARPENTER-HAYGOOD TOP 10 CROWDS

DATE	OPPONENT	ATTN.	SCORE
Nov. 10, 2012	vs. Ouachita Baptist	12,035	W, 42-7
Sept. 7, 1996	vs. Ouachita Baptist	10,691	W, 21-17
Nov. 22, 1975	vs. Ouachita Baptist	9664	L, 21-20
Oct. 30, 2010	vs. Ouachita Baptist	9653	W, 35-26
Sept. 2, 2000	vs. Ouachita Baptist	9600	W, 16-9
Sept. 6, 2008	vs. UA-Pine Bluff	9537	W, 34-0
Sept. 5, 1998	vs. Ouachita Baptist	9488	W, 23-3
Sept. 24, 1994	vs. UA-Pine Bluff	8247	L, 32-16
Nov. 4, 2006	vs. Ouachita Baptist	7498	W, 48-28
Nov. 6, 2008	vs. Ouachita Baptist	7019	L, 43-36

### GAME DAY FORECAST



<b>TEMPERATURE:</b> 88 High	63 Low
<b>PRECIPITATION:</b> 20%	<b>HUMIDITY:</b> 78%
<b>SKIES:</b> Partly Cloudy	<b>WIND:</b> SW at 4
<b>SUNRISE:</b> 7:05 a.m.	<b>SUNSET:</b> 7:00 p.m.

# FULL SPEED AHEAD

## 2013 REDDIE FOOTBALL GAME NOTES • PAGE 6

### HSU COACHING STAFF

**HEAD COACH:** ..... Scott Maxfield  
**ALMA MATER:** ..... Louisiana Tech (1984)  
**ASSISTANT COACH:** ..... Mike Volarvich  
**POSITION:** ..... Offensive Coord./QB  
**ALMA MATER:** ..... Midwestern St. (2003)  
**ASSISTANT COACH:** ..... Carey Baker  
**POSITION:** ..... Defensive Coord./Backs  
**ALMA MATER:** ..... Tennessee (1993)  
**ASSISTANT COACH:** ..... Jason Smelser  
**POSITION:** ..... Linebackers  
**ALMA MATER:** ..... Southern Arkansas (2000)  
**ASSISTANT COACH:** ..... Robert Espinoza  
**POSITION:** ..... Receivers  
**ALMA MATER:** ..... Henderson St. (2009)  
**ASSISTANT COACH:** ..... Matt Gordon  
**POSITION:** ..... Defensive Line/Recruiting  
**ALMA MATER:** ..... Concord (2002)  
**ASSISTANT COACH:** ..... Jeremiah Fiscus  
**POSITION:** ..... Offensive Line  
**ALMA MATER:** ..... McPherson (2008)  
  
**GRADUATE ASSISTANT COACH:** ..... Jarrod Jackson  
**STUDENT ASSISTANT COACH:** ..... Tommy Fratcher  
**STUDENT ASSISTANT COACH:** ..... Jim Easterling  
**STUDENT ASSISTANT COACH:** ..... James Edwards  
**STUDENT ASSISTANT COACH:** ..... Nick Chavis

### HSU ALL-TIME 300-YARD PASSING GAMES

YARDS	PLAYER	OPPONENT	YEAR
595	Kevin Rodgers	ECU	2013
579	Chris Reil	ATU	2000
521	Nick Hardesty	ATU	2010
518	Kevin Rodgers	SAU	2012
468	Kevin Rodgers	SNU	2013
466	Kevin Rodgers	HU	2012
465	Roch Charpentier	UAM	2008
448	Nick Hardesty	HU	2010
438	Roch Charpentier	OBU	2008
422	Kevin Rodgers	McK.	2012
420	Nick Hardesty	OBU	2010
415	Nick Hardesty	UWA	2010
415	Nick Hardesty	UAM	2010
412	Kevin Rodgers	MWSU	2012
400	Roch Charpentier	SAU	2007
386	Dane King	VSU	2005
384	Kevin Rodgers	SEOSU	2013
381	Kevin Rodgers	ATU	2012
380	Kevin Rodgers	MU	2013
378	Kevin Rodgers	ECU	2012
373	Dane King	ATU	2005
360	Kevin Rodgers	SNU	2012
359	Nick Hardesty	USA	2010
355	Nick Hardesty	SEOSU	2010
352	Roch Charpentier	UAPB	2008
347	Dane King	UCA	2005
342	Roch Charpentier	UWG	2008
332	Kevin Rodgers	OBU	2011
327	Roch Charpentier	Harding	2008
326	Kevin Rodgers	UAM	2012
317	Nick Hardesty	SAU	2010
313	Chris Reil	SAU	2000
305	Chris Reil	Harding	2000

### THE REDDIE TRAIN, ROLLING ON

Henderson State has one of the most prolific offenses in college football. The Reddies are averaging 697.3 yards per game with the next closest in Division II being Pittsburg State at 605.0 yards per game. Baylor (FBS) is the only team that averages more offense than the Reddies at 751.3 yards per game. Eastern Illinois leads the FCS division, averaging 598.0 yards of offense, while East Texas Baptist leads Division III averaging 595.3 yards.



### EVERY TRAIN NEEDS A LOCOMOTOR

He has been a force on defense the last three years, but **Keaton Stigger** can also play offense. The two-time first-team All-GAC linebacker has been called on to carry the ball in short yardage situations. In just two weeks, the Collierville, Tenn. product has carried the ball seven times for 18 yards. Of the seven rushing attempts, Stigger has scored six touchdowns. Stigger leads the GAC in rushing touchdowns as well as tackles.

### TOPS IN SCORING

After four weeks, Henderson State continues to lead the nation in scoring averaging 66.0 points per game. Pittsburg State follows the Reddies at the Division II level with the Gorillas averaging 57.0 points per game. Baylor (FBS) is the only team in all of college football that is averaging more points than Henderson. The Bears are averaging 69.7 points per game. Sam Houston State is tops among FCS institutions averaging 51.6 points, while NCAA Division III Wabash averages 61.3 points per game.

### JORDAN PURSUING HSU RECEIVING RECORD

Senior wide receiver **Robert Jordan** is approaching HSU's career record for receiving yards. Last week Jordan had 65 yards against East Central giving him a total of 1,839 yards for his career moving him into second place all-time at HSU. The native of Miami, Fla. needs 110 yards to pass leader **Garett Manning** who totaled 1948 yards from 2005 to 2008.

### HOLLAND TO BREAKS IN TO THE TOP 10

Junior wide receiver **Dustin Holland** had 126 receiving yards last week giving him a total of 1410 career yards receiving which moved him into seventh-place in career receiving yards all-time at Henderson State.

### DAVIS SETS HSU TOUCHDOWN RECORD

Junior wide receiver **Darius Davis** caught two touchdown passes last week against East Central to become Henderson's all-time lead in career touchdown receptions. The junior from Frisco, Texas eclipsed Garrett Manning who had 16 scoring receptions from 2005-2008. Davis is currently ranked eighth all-time at Henderson in receiving yards with 1348.

### CAREER RECEIVING LEADERS

PLAYER	YEARS	TD	YDS
1. Garett Manning	2005-08	16	1948
2. <b>Robert Jordan</b>	2011-	14	1839
3. Greg Williams	1982-85	10	1759
4. Chad Luttrull	2000	14	1505
5. Marques Clark	2005-06	11	1456
6. Chris Evering	2009-10	14	1427
7. <b>Dustin Holland</b>	2011-	7	1410
8. <b>Darius Davis</b>	2010-	18	1348
9. Elliot Hebert	2008-12	12	1304
10. Guss Robey	1965-66	7	1249

# HENDERSON STATE

## 2013 REDDIE FOOTBALL GAME NOTES • PAGE 7

### THE LAST TIME IT HAPPENED

#### INDIVIDUAL

**300+ YARDS PASSING:** *K. Rodgers, Sept. 28, 2013*  
595 yards vs. East Central

**200+ YARDS RUSH:** *Blake Christenson, Nov. 16, 2002*  
250 yards vs. Southern Arkansas

**100+ YARDS REC.:** *Dustin Holland (126 yards)*  
*Darius Davis (100 Yards)*  
Sept. 28, 2013 vs. East Central

**15+ RECEPTIONS:** *Chad Luttrell, Oct. 28, 2000*  
18 receptions vs. Arkansas Tech

#### TWO PLAYERS RUSH FOR 100 YARDS:

*Israel Valentin (134 yards)*  
*Jarvis Smith (105 yards)*  
Oct. 15, 2011 vs. Southeastern Oklahoma

#### KICKOFF RETURN FOR A TD:

*Israel Valentin on Oct. 20, 2012*  
97 yards vs. East Central

#### PUNT RETURN FOR A TD:

*Al Lasker, Sept. 14, 2013*  
75 yards vs. McKendree

#### INTERCEPTION FOR A TOUCHDOWN:

*Vincent Thompson, Oct. 27, 2012*  
vs. Southern Arkansas (44 yards)

#### PLAYER HAVING A SAFETY:

*Team, Oct. 1, 2011*  
vs. West Georgia

#### PLAYER HAVING BLOCK PUNT:

*Zack Richardson, Sept. 21, 2013*  
vs. Southeastern Oklahoma

#### TEAM

##### 30+ FIRST DOWNS:

*Sept. 28, 2013 vs. East Central (32)*

##### 400+ YARDS RUSHING:

*Oct. 30, 2004 vs. W. Alabama (404)*

##### 300+ YARDS PASSING:

*Sept. 28, 2013 vs. East Central (595)*

##### 500+ YARDS OF TOTAL OFFENSE:

*Sept. 28, 2013 vs. East Central (746)*

##### 75+ OFFENSIVE PLAYS:

*Sept. 28, 2013 vs. East Central (82)*

##### 60+ POINTS IN A GAME:

*Sept. 28, 2013 vs. East Central (63)*

##### 50+ POINTS IN A GAME:

*Sept. 28, 2013 vs. East Central (63)*

##### 5+ FUMBLES LOST IN A GAME:

*Oct. 2, 2004 vs. Harding (5)*

##### SHUTOUT AN OPPONENT:

*Oct. 6, 2012 vs. UAM (71-0)*

##### NO PASSING YARDS:

*Oct. 31, 1993 vs. Central Arkansas*

##### 4+ INTERCEPTIONS THROWN:

*Nov. 24, 2012 vs. Missouri Western (4)*

##### 4+ INTERCEPTIONS (DEFENSE):

*Oct. 6, 2012 vs. UAM (4)*

##### 100+ PENALTY YARDS:

*Sept. 21, 2013 vs. Southeastern (130)*

##### 10+ PUNTS IN A GAME:

*Oct. 29, 1994 vs. UCA (10-350)*

### BACKFIELD IN MOTION

The classic 60's duo *Mel and Tim* had a song entitled "*Backfield in Motion*". That isn't the only penalty that has plagued the Reddies this season. Henderson State was penalized 14 times for 130 yards against Southeastern Oklahoma and 13 times for 107 yards against McKendree. The Reddies are averaging 76.2 yards per game in penalty yardage which ranks fifth most in the GAC. Last week the Reddies limited their penalties to just five for 39 yards.

### RODGERS PILING UP THE NUMBERS

In just 22 games, *Kevin Rodgers* is Henderson's all-time leader in career passing yards with 7096. Rodgers has totaled 1827 yards this season for an average of 456.8 yards per game. Rodgers leads all of college football in passing yards per game. *Jimmy Garoppolo* of Eastern Illinois (D1-FCS) follows averaging 410.6 yards per game. *Sean Mannion* of Oregon State (D1-FBS) averages 403.6 yards per game, while *Graham Craig* of LaGrange leads the Division III ranks averaging 382.3 yards per contest.

The junior from Rockwall, Texas has improved his career average to 322.0 yards per game and has gone over the 300-yard mark in 13 of 22 games played.

### IN THE NATIONAL RANKINGS

Henderson State ranks among the leaders in several statistical categories. *Kevin Rodgers* leads the nation in yards per game at 456.8, total offense (453.8), third in passing touchdowns (16), and is fifth in passing efficiency (185.5)

*Ryan McDonald's* 108.8 yards rushing per game ranks him 37th nationally, while McDonald and *Keaton Stigger* are tied for 14th in rushing touchdowns with six each.


*Darius Davis* ranks seventh in receiving yards per game averaging 130.0 yards per game, while *Dustin Holland* is 40th (95.5) and *Robert Jordan* is 43rd (94.3).

The Reddies lead the national in total offense (697.3 yards per game), scoring offense (66.0), and passing offense (498.5 yards per game),

The Reddies rank 30th in total defense allowing 321.3 yards per contest and fourth in rushing defense at 62.0 yards per game.

### MR. ARKANSAS

Reddie punter *Christian "Spud" Latoof* has been Henderson's punter since 2011. Since his arrival, Latoof has averaged 43.5 yards per boot including a long of 59 yards. The junior from Dekalb, Texas has had 25 of his 102 career punts downed inside the 20. Playing football is just one of Latoof's many passions as he is also an avid body builder. Latoof may be the strongest punter in NCAA football. Latoof was recently crowned Mr. Arkansas at the 2013 Arkansas State Body Building Championships. Latoof earned first-place over all for Best Physique.



# FULL SPEED AHEAD

## 2013 REDDIE FOOTBALL GAME NOTES • PAGE 8

### 2013 REDDIE LONG PLAYS

#### PASSING (25 or more yards)

Yds.	Players	OPP.
71	Kevin Rodgers to Darius Davis (TD)	SNU
59	Kevin Rodgers to Dustin Holland (TD)	SNU
59	Kevin Rodgers to Israel Valentin (TD)	SNU
55	Kevin Rodgers to Dustin Holland	SNU
54	Kevin Rodgers to Darius Davis (TD)	MU
54	Kevin Rodgers to Robert Jordan	SNU
51	Kevin Rodgers to Dustin Holland	ECU
43	Dallas Hardison to Corey Chappell (TD)	MU
41	Kevin Rodgers to Robert Jordan (TD)	SNU
39	Kevin Rodgers to Robert Jordan	MU
38	Kevin Rodgers to Corey Chappell (TD)	ECU
37	Kevin Rodgers to Darius Davis	SEOS
35	Kevin Rodgers to Darius Davis	SEOS
32	Kevin Rodgers to Israel Valentin (TD)	ECU
32	Kevin Rodgers to Dustin Holland (TD)	MU
29	Kevin Rodgers to Robert Jordan	SEOS
29	Kevin Rodgers to Israel Valentin (TD)	SNU
29	Kevin Rodgers to Israel Valentin	ECU
28	Kevin Rodgers to Darius Davis	SEOS
28	Kevin Rodgers to Justin Bradford (TD)	ECU
28	Kevin Rodgers to Darius Davis (TD)	ECU
26	Kevin Rodgers to Darius Davis (TD)	SEOS
26	Kevin Rodgers to Robert Jordan (TD)	MU
25	Kevin Rodgers to Israel Valentin	SNU
25	Kevin Rodgers to Dustin Holland	SEOS

#### RUSHING (25 or more yards)

Yds.	Player	OPP.
49	Ryan McDonald (TD)	SNU
45	Daniel McCoy (TD)	SNU
36	Ryan McDonald (TD)	MU
32	Ryan McDonald (TD)	ECU
29	Ryan McDonald (TD)	ECU

#### KICK RETURNS (25 or more yards)

Yds.	Player	OPP.
37	Corey Chappell	SEOS
25	Corey Chappell	SNU
25	Al Lasker	SNU

#### PUNT RETURNS (30 or more yards)

Yds.	Player	OPP.
75	Al Lasker (TD)	MU

#### INTERCEPTION RETURNS (20 or more yards)

Yds.	Player	OPP.
--		

#### FUMBLE RETURNS

Yds.	Player	OPP.
38	Triston Crook (TD)	MU
23	Ricky Cortes (TD)	SNU

#### PUNTS (50 yards or more)

Yds.	Player	OPP.
59	Christian Latoof	MU
57	Christian Latoof	SEOS
55	Christian Latoof	ECU
50	Christian Latoof	SNU

### HOW DO YOU SAY ...

12	Israel Valentin	VAL-lin-teen
13	Carlos Arredondo	AIR-ah-don-doe
17	Mark Czaus	Like House
20	Cameron Devereaux	Dev-er-ROW
44	Keaten Stigger	Stig-GER
46	Christian Latoof	Lah-TOOF
47	Charles Gonsalves	GONE-sal-vez
94	Andrei Lucaci	LOU-cah-chee
95	Nick Siedelhofer	SEE-dal-hofer

### LIGHTING UP THE BOARD

Since 2010, Henderson State has scored 1481 points in 36 games for an average of 41.1 points per game. Since **Scott Maxfield's** arrival, the Reddies are averaging 33.72 points per game. The lowest total of points scored in a season during the **Maxfield** era was during his first season in 2005 when the Reddies managed just 246 total points in 11 games. The Reddies have scored 264

points this season for an average of 66 points per game.

### MAXFIELD'S SCORING OFFENSE

YEAR	GAMES	PTS	AVG
2013	4	264	66.0
2012	11	554	50.4
2011	10	275	27.5
2010	11	388	35.3
2009	10	312	31.2
2008	10	328	32.8
2007	10	291	29.1
2006	11	310	28.2
2005	11	246	22.4
<b>TOTAL</b>	<b>88</b>	<b>2968</b>	<b>33.72</b>

### IN THE GAC RANKS

#### TEAM

- First in scoring offense at 66.0 points per game.
- Leads GAC in total offense (697.2 ypg) and passing offense (498.5 ypg).
- Second in total defense (321.5 ypg), first in rushing defense (62.0 ypg.)
- First in punting (39.6 ypg).

#### INDIVIDUAL

- **Ryan McDonald** leads the GAC in rushing 108.8 yards per game.
- **Kevin Rodgers** leads the GAC in passing (456.8), and total offense (453.8).
- **Darius Davis** is first in receiving yards per game (130.0), while **Dustin Holland** is fourth (95.5) and **Robert Jordan** ranks fifth (94.2).
- **Christian Latoof** ranks second in punting averaging 43.5 yards per kick.
- **Keaton Stigger** and **McDonald** lead the league rushing touchdowns (6).
- **Keaton Stigger** is leads the GAC in tackles per game (9.8) and is second in tackles for lost yardage (6.5).
- **Vince Thompson** is second in passes defended with 8.

### DOING GOOD WORK

**Kevin Rodgers** was named to the 2013 Allstate American Football Coaches Association Good Works Team.

Allstate Insurance Company and the American Football Coaches Association (AFCA) released its 22-player roster for the 2013 Allstate AFCA Good Works Team®. Recognizing the "good works" of a select group of college football players from across the country, the Allstate AFCA Good Works Team® is one of the most prestigious off-the-field honors in college sports. Rodgers is one of only three players from NCAA Division II institutions and is the only player from an Arkansas playing institution to receive this prestigious honor. In order to meet the criteria set forth by Allstate and the AFCA, each player must be actively involved and committed to working with a charitable organization, service group or community service while maintaining a strong academic standing. Majoring in business finance, Rodgers carries a 3.8 grade point average. Rodgers is an active member in HSU's Baptist Collegiate Ministries (BCM) and has been on several mission trips. He has traveled throughout the south lending a helping hand to those in need.

**Nick Finley** was the first Reddie named to the Allstate/American Football Coaches Association Good Works Team®. The defensive tackle earned the award in 2008. In the 22-year history of the program only five players from Arkansas playing institutions have been chosen for the award.

# FULL SPEED AHEAD

## 2013 REDDIE FOOTBALL GAME NOTES • PAGE 9

### 2013 REDDIE OPPONENTS

OPPONENT	vs. HSU	REC
Southern Nazarene	L	0-4
McKendree	L	2-1
Southeastern Okla.	L	1-3
East Central	L	1-3
Northwestern Okla.	---	0-4
Southwestern Okla.	---	3-1
Arkansas Tech	---	2-2
Harding	---	2-1
Arkansas-Monticello	---	2-2
Southern Arkansas	---	3-1
Ouachita Baptist	---	3-0

### COACHING RECORDS AT HENDERSON

#### MINIMUM 3 YEARS

COACH	YEARS	W-L-T	PCT.
Bo Rowland	1925-30	39-10-4	.774
Bo Sherman	1931-34	21-7-0	.750
Clyde Berry	1967-70	26-14-0	.650
Sporty Carpenter	1971-89	119-76-5	.608
<b>Scott Maxfield</b>	<b>2005-</b>	<b>53-35-0</b>	<b>.602</b>
Jimmy Haygood	1907-24	49-52-9	.486
Duke Wells	1941-61	73-78-11	.484
Ken Turner	1990-93	17-21-3	.451
Jim Mack Sawyer	1962-66	19-26-3	.427
Ronnie Kerr	1994-98	19-34-1	.361
Solon Sudduth	1935-38	8-22-2	.281

### FUTURE SCHEDULES

#### • TENTATIVE 2014 •

Sept. 6	at Southern Nazarene
Sept. 13	at Nicholls State
<b>Sept. 20</b>	<b>Southeastern Oklahoma</b>
Sept. 27	at East Central
<b>Oct. 4</b>	<b>Northwestern Oklahoma</b>
Oct. 11	at Southwestern Oklahoma
Oct. 18	at Arkansas Tech
<b>Oct. 25</b>	<b>Harding</b>
<b>Nov. 1</b>	<b>Arkansas-Monticello</b>
Nov. 8	at Southern Arkansas
<b>Nov. 15</b>	<b>Ouachita Baptist</b>

### RED ZONE TROUBLES ?!?!?!

Henderson was tops in Red Zone scoring in 2012. 2013 is a different story as the Reddies rank eighth in the Red Zone. HSU has converted on 19-of-26 attempts in the Red Zone, scoring 14 touchdowns and 5 field goals. Of the seven misses, four were lost by fumbles and one was by an interception.

### DID YOU KNOW ...

- Henderson has scored in 15 of 16 quarters this season with the only time the Reddies were shutout was against Southeastern in the second quarter.
- Henderson State has compiled 450 yards or more of total offense in 11 straight games dating back to last year's game against Southeastern.
- **Kevin Rodgers** has eclipsed the 300-yard passing mark 13 times and has totaled 400 or more yards six times in his career. He threw for a career-best 595 yards on Sept. 28, 2013 against East Central.
- **Glennon Bobo** has 22.5 tackles for losses during his career and is just two tackles for losses from moving into Henderson's top five list. **Antonio Leak** had 24.5 tackles during his career from 2009 to 2011. The all-time leader is **Terry Rodgers** who totaled 50 tackles for loss from 1979 to 1982.
- Henderson has won 12 straight games against NCAA Division II Arkansas institutions. The last time the Reddies lost to an Arkansas Division II opponent was against Ouachita Baptist (35-28) on Nov. 7, 2009.
- Henderson State has won 22 straight games when leading after the third quarter dating back to Sept. 25, 2010 when the Reddies lost to Delta State 41-37. Henderson led 37-34 entering the fourth-quarter before losing 41-37.
- The Reddies have not been shutout in 107 games dating back to a 42-0 loss to McNeese State on August 30, 2003.
- In 105 seasons of Reddie football, only six teams have won nine or more games in a season (1973, 1974, 1975, 1977, 1985 and 2012). Only four teams have won 10 or more games (1973, 1974, 1975 and 2012) with the record for wins in a season being 11 games set by both the 1974 and 1975 Reddies.

### 2013 PLAYER OF THE WEEK HONORS

#### GREAT AMERICAN CONFERENCE

PLAYER	DATE	OPPONENT	
<b>Kevin Rodgers</b>	Sept. 28	vs. East Central (OFF)	595 Yds. 4 TDs
<b>Keaton Stigger</b>	Sept. 21	vs. SEOSU (DEF)	11 tckl, 4 TDs
<b>Kevin Rodgers</b>	Sept. 14	vs. McKendree (OFF)	480 Yds. 5 TDs
<b>Al Lasker</b>	Sept. 14	vs. McKendree (ST)	75 yd PR for TD

#### NATIONAL PLAYERS OF THE WEEK

PLAYER	DATE	OPPONENT	
<b>Kevin Rodgers</b>	Sept. 28	vs. East Central (OFF)	595 Yds. 4 TDs
		<i>D2Football.com</i>	
		<i>Beyond College College Network</i>	
<b>Keaton Stigger</b>	Sept. 21	vs. SEOSU (DEF)	11 tckl, 4 TDs
		<i>Beyond College College Network</i>	
<b>Al Lasker</b>	Sept. 14	vs. McKendree (ST)	75 yd PR for TD
		<i>Beyond College College Network</i>	
<b>Kevin Rodgers</b>	Sept. 7	vs. Southern Nazarene	468 Yds. 6 TD
		<i>Beyond College College Network</i>	
<b>Offensive Line</b>	Sept. 7	vs. Southern Nazarene	855 yds. Off.
		<i>Beyond College College Network - Off. Line of the Week</i>	

# FULL SPEED AHEAD

## 2013 GAME RECAPS • PAGE 10

### HSU 82, SOUTHERN NAZARENE 10 ARKADELPHIA, ARK. • 5,742

Score by Quarters	1	2	3	4	Score
Southern Nazarene	7	0	0	3	- 10
Henderson State	21	28	17	16	- 82

**SCORING SUMMARY: (1st)** 13:54 HSU - Robert Jordan 41 yd pass from Kevin Rodgers (Addison Allen kick). 11:48 HSU - Israel Valentin 59 yd pass from Kevin Rodgers (Allen kick). 8:21 SNU - Chris Hunter 1 yd run (Sanders kick). 7:18 HSU - Darius Davis 71 yd pass from Kevin Rodgers (Allen kick). **(2nd)** 13:45 HSU - Kevin Nichols 4 yd run (Allen kick). 10:13 HSU - Israel Valentin 29 yd pass from Kevin Rodgers (Allen kick). 5:01 HSU - Dustin Holland 59 yd pass from Kevin Rodgers (Allen kick). 1:10 HSU - Israel Valentin 5 yd pass from Kevin Rodgers (Allen kick). **(3rd)** 11:45 HSU - Daniel McCoy 45 yd run (Allen kick). 4:45 HSU - Allen 21 yd field goal. 3:25 HSU - Ryan McDonald 49 yd run (Allen kick). **(4th)** 12:50 HSU - Addison Allen 23 yd field goal. 10:44 SNU - Ian Sanders 33 yd field goal. 7:54 HSU - Ryan McDonald 9 yd run (Allen kick failed). 6:10 HSU - Ricky Cortes 23 yd fumble recovery (Allen kick).

	SNU	HSU
FIRST DOWNS	16	29
RUSHES-YARDS (NET)	37-101	44-298
PASSING YDS (NET)	223	557
Passes Att-Comp-Int	44-27-1	35-24-1
TOTAL OFFENSE	81-324	79-855
Punts (Number-Avg)	10-35.8	1-50.0
Fumbles-Lost	2-1	0-0
Penalties-Yards	6-45	5-29
Possession Time	33:05	26:55
Third-Down Conversions	5 of 19	6 of 13
Fourth-Down Conversions	0 of 2	2 of 3

**RUSHING: Southern Nazarene**-Chris Hunter 25-75; Ryan Mischler 1-25; Brian Yenor 7-18; Dylan Terry 4-minus 17. **Henderson State**-Ryan McDonald 15-135; Daniel McCoy 11-94; Kevin Nichols 8-35; Justin Bradford 1-9; Dallas Hardison 1-8; Kevin Rodgers 1-8.

**PASSING: SNU**-Dylan Terry 27-44-1-223. **HSU**-Kevin Rodgers 17-25-1-468; Dallas Hardison 7-10-0-89.

**RECEIVING: SNU**-B. Dichiara 6-108; Ryan Mischler 6-36; **HSU**-Israel Valentin 4-118; Robert Jordan 4-111; Dustin Holland 3-124; Al Lasker 3-31; Darius Davis 2-91; Corey Chappell 2-11; Joseph Snapp 1-23; James Jackson 1-18; Rashad Shepherd 1-11; Daniel McCoy 1-7; Mark Czasa 1-6; Zann Jones 1-6.

#### RECAP

Henderson State opened the season rolling to an 82-10 win over Southern Nazarene. Henderson State set several records including a HSU and Great American Conference best 855 yards of total offense. **Kevin Rodgers** put up Peyton Manning like numbers, completing 17 of 25 passes for 468 yards and six touchdowns in under three quarters of play. The junior from Rockwall, Texas was 13 for 19 with 444 yards in the first-half, with all six scoring tosses coming in the first 30 minutes.

Three receivers went over 100 yards including **Israel Valentin** who collected 118 yards on three receptions. Valentin had touchdown catches of 59, 5 and a 29-yard acrobatic reception. **Dustin Holland** totaled 124 yards on three catches and a 59-yard score, while **Robert Jordan** had four grabs for 111 yards and a 41-yard touchdown to open the game. Henderson State also put points on the board with the ground game as the Reddies totaled 298 yards rushing led by **Ryan McDonald** who ended the night with 135 yards on 16 carries. The sophomore from Charleston, Ark. had touchdown runs of 49 and 9 yards. The Reddie defense also had a strong performance allowing the Crimson Storm just 324 yards of offense with a majority of the yardage coming in the fourth quarter. **Turell Williams** and **Keaton Stigger** both had 10 tackles, while **Ricardo Mendez** chalked up nine stops.

### HSU 75, MCKENDREE 14 ARKADELPHIA, ARK. • 4,111

Score by Quarters	1	2	3	4	Score
McKendree	7	0	7	0	- 14
Henderson State	13	14	14	34	- 75

**SCORING SUMMARY: (1st)** 13:48 MCK - Herring, Ryan 4 yd run (O'Block, Steven kick). 11:57 HSU - Robert Jordan 16 yd pass from Kevin Rodgers (Addison Allen kick failed). 9:58 HSU - Robert Jordan 26 yd pass from Kevin Rodgers (Allen kick). **(2nd)** 6:00 HSU - Ryan McDonald 36 yd run (Allen kick). 2:50 HSU - Kevin Nichols 1 yd run (Allen kick). **(3rd)** 14:48 MCK - James, Cameron 97 yd kickoff return (O'Block, Steven kick). 12:36 HSU - Darius Davis 54 yd pass from Kevin Rodgers (Allen kick). 1:09 HSU - Dustin Holland 32 yd pass from Kevin Rodgers (Allen kick). **(4th)** 13:31 HSU - Corey Chappell 7 yd pass from Kevin Rodgers (Allen kick failed). 10:18 HSU - Corey Chappell 43 yd pass from Dallas Hardison (Allen kick). 10:01 HSU - Triston Crook 38 yd fumble recovery (Allen kick). 7:44 HSU - Al Lasker 75 yd punt return (Allen kick). 2:57 HSU - Ryan McDonald 4 yd run (Allen kick). 5-36 2-29

	MU	HSU
FIRST DOWNS	10	34
RUSHES-YARDS (NET)	33-25	40-217
PASSING YDS (NET)	103	458
Passes Att-Comp-Int	31-17-0	48-34-0
TOTAL OFFENSE	64-128	88-675
Punts (Number-Avg)	13-36.7	3-42.3
Fumbles-Lost	4-3	4-3
Penalties-Yards	10-67	13-107
Possession Time	31:51	28:09
Third-Down Conversions	5 of 18	4 of 11
Fourth-Down Conversions	0 of 0	4 of 5

**RUSHING: McKendree**-Herring, Ryan 5-14; Williams, Treye 2-14; Witcik, Kevin 4-10; James, Cameron 2-5; Murphy, Chris 1-2.

**Henderson State**-Ryan McDonald 14-118; Kevin Nichols 17-70; Daniel McCoy 3-35; Israel Valentin 1-5; Kevin Rodgers 5-minus 11.

**PASSING: McKendree**-Fisher, Isaac 16-30-0-91; Bartram, Mitch 1-0-12. **HSU**-Kevin Rodgers 31-45-0-380; D. Hardison 3-3-0-78.

**RECEIVING: MU**-Gatti, Dewayne 5-33; Jones, Nick 3-19; James, Cameron 3-12; Jenkins, Girard 2-14; Thomas, David 1-17. **HSU**-Darius Davis 10-142; Robert Jordan 7-107; Al Lasker 4-43; Corey Chappell 3-69; Dustin Holland 3-47; Israel Valentin 3-30; Ryan McDonald 2-2; Zach Perrin 1-13.

#### RECAP

It wasn't the best of performances, but Henderson State still managed to come away with a 75-14 beating of McKendree. The Reddies totaled 675 yards of offense while the defense was stellar allowing McKendree just 128 total yards and 10 first downs. It was a sloppy first-half as Henderson fumbled three times, including twice in the "Red Zone."

McKendree struck first when **Kevin Rodgers** lost the football on a sack by Lucky Baar on the first-play from scrimmage. The Reddies scored 27 unanswered points as Rodgers connected with **Robert Jordan** on touchdown passes of 26 and 16 yards. **Ryan McDonald** then sparked the Reddie offense with a 36-yard scoring jaunt, while **Kevin Nichols** plunged in from 1-yard out to give Henderson a 27-7 halftime lead.

Rodgers added three more touchdown passes in the second half including a 54-yard strike to **Darius Davis**, a 32-yard toss to **Dustin Holland** and a short 7-yarder to **Corey Chappell** before calling it a night.

Redshirt-freshman **Dallas Hardison** entered the game and tossed his first collegiate touchdown as he hooked up with Chappell for a 43-yard score.

The defense finally put points on the board as **Triston Crook** picked up a loose ball and scampered 38-yards for a touchdown, 17 seconds after Chappell's touchdown. Henderson State added another touchdown with 7:44 remaining in the game as **Al Lasker** returned a punt 75-yards to make the score 68-14. The Reddies tacked on a late touchdown after a short punt by McKendree as McDonald scored on a 4-yard run.

The Charleston, Ark. product ended the night with 118 yards on 14 carries. It was the second consecutive week that McDonald eclipsed the 100-yard plateau.

### HSU 44, OUTHEASTERN OKLA. 35 DURANT, OKLA. • 2,403

Score by Quarters	1	2	3	4	Score
Henderson State	17	0	7	20	- 44
Southeastern	7	7	14	7	- 35

**SCORING SUMMARY: (1st)** 11:25 HSU - Keaton Stigger 2 yd run (C. Gonsalves kick). 5:38 HSU - Keaton Stigger 4 yd run (C. Gonsalves kick). 4:47 SOSU - Kaymon Farmer 9 yd pass from Nick Sioson (Chris Peoples kick). 2:04 HSU - C. Gonsalves 30 yd field goal, 9-53 2:36 **(2nd)** 5:42 SOSU - Kaymon Farmer 7 yd pass from Nick Sioson (Chris Peoples kick). **(3rd)** 11:17 HSU - Keaton Stigger 2 yd run (C. Gonsalves kick). 7:05 SOSU - Xavier Smith 20 yd pass from Nick Sioson (Chris Peoples kick). 2:48 SOSU - Logan Russell 100 yd interception return (Chris Peoples kick). **(4th)** 14:55 HSU - C. Gonsalves 26 yd field goal. 12:58 HSU - Darius Davis 26 yd pass from Kevin Rodgers (C. Gonsalves kick). 10:49 HSU - Keaton Stigger 2 yd run (C. Gonsalves kick). 6:22 SOSU - Chad Laury 55 yd pass from Nick Sioson (Peoples kick). 1:58 HSU - C. Gonsalves 25 yd field goal

	HSU	SEO
FIRST DOWNS	22	21
RUSHES-YARDS (NET)	37-129	27-39
PASSING YDS (NET)	384	377
Passes Att-Comp-Int	50-27-1	58-34-2
TOTAL OFFENSE	87-513	85-416
Punts (Number-Avg)	7-40.9	7-34.3
Fumbles-Lost	1-1	2-2
Penalties-Yards	14-130	10-92
Possession Time	30:56	29:04
Third-Down Conversions	5 of 18	5 of 17
Fourth-Down Conversions	1 of 2	1 of 4

**RUSHING: Henderson State**-Ryan McDonald 24-81; Corey Chappell 1-21; Israel Valentin 4-16; Keaton Stigger 4-10; Jaquan Cole 2-6. **Southeastern Okla.**-Ladarius Abrams 11-46; Nick Sioson 8-19; Kaymon Farmer 1-8; Devlon Wortham 5-1; TEAM 2-minus 35.

**PASSING: Henderson State**-Kevin Rodgers 27-50-1-384. **Southeastern Okla.**-Nick Sioson 34-58-2-377.

**RECEIVING: Henderson State**-Darius Davis 8-187; Robert Jordan 8-94; Dustin Holland 7-85; Ryan McDonald 3-10; Corey Chappell 1-8. **Southeastern Okla.**-Kaymon Farmer 9-82; Anthony Foster 8-127; Anthony Gale 7-50; Tiquarrio Combs 5-33; Chad Laury 1-55; Xavier Smith 1-20.

#### RECAP

Henderson State survived a scare by Southeastern Oklahoma as the Reddies rallied for a 44-35 win over the Savage Storm. Trailing 28-24 at the end of the third quarter, the Reddies scored 20 fourth quarter points and got some big plays from the defense to rally for the win.

The Reddies cut the deficit to 28-27 on the opening play of the fourth-quarter as Charles Gonsalves kicked a 26-yard field. Henderson State's defense then came up big as Chris King intercepted a Nick Sioson pass and returned it to the Reddie 46.

Kevin Rodgers threw his only touchdown pass of the game as he hit Darius Davis for a 26-yard score to put Henderson back on top 34-28 with 12:58 to play.

Linebacker Keaton Stigger was called to do double-duty as he called to play fullback. The Collierville, Tenn. native finished a five-play drive with a 2-yard touchdown to give HSU a 41-28 lead with 10:49 left in the game. It was Stigger's fourth touchdown of game on four carries. Southeastern made the score 41-35 with 6:22 remaining before Gonsalves then gave the Reddies a 9-point cushion with a GAC record-tying third field goal, splitting the uprights from 25-yards with 1:58 left. Cameron Deveraux sealed the deal with an interception on SOSU's next drive.

Rodgers ended the night completing 27-of-50 passes for 384 yards, while the Reddies totaled 513 yards of total offense. Davis had a career-high 187 receiving yards on 8 receptions, while Ryan McDonald rushed 24 times and compiled 81 yards on the night. Defensively, Stigger also led the Reddies with 11 tackles including two for lost yardage, while Christian Love had 10 stops.

# FULL SPEED AHEAD

2013 REDDIE COACHES • PAGE 11



## SCOTT MAXFIELD

• 2012 GAC COACH OF THE YEAR •

HEAD COACH • 53-35 (9TH YEAR)

LOUISIANA TECH (1984)

CAREER RECORD • 82-46 (13TH YEAR)



Scott Maxfield has brought a winning tradition back to Henderson State since arriving in 2005.

Beginning his ninth year at Henderson, Maxfield has compiled a 53-35 record and has coached 62 all-conference honorees, 40 all-region selections, 10 All-Americans and two Harlon Hill Trophy Finalists.

The Reddies claimed the 2010 Gulf South Conference title and the 2012 Great American Conference title garnering Maxfield Coach of the Year honors both years. Maxfield was also one of five finalists for the 2012 Liberty Mutual Coach of the Year.

In 2012, Maxfield led the Reddies to one of their most historic seasons in school history.

Henderson State finished the regular-season undefeated/untied for the first time as the Reddies were 10-0 overall including an 8-0 record in the GAC to claim the league title.

Under Maxfield's leadership, the Reddies earned their highest-ever national ranking since becoming a member of the NCAA in 1993. HSU was ranked in the AFCA Top 25 Poll for most of the season and ranked No. 6 at the conclusion of the regular-season.

The Reddies also advanced to the NCAA playoffs for the first time in school history and hosted a second round playoff game.

A record 11 Reddies earned GAC Player of the Week honors, 19 players earned All-GAC honors and 10 Reddies were named First-Team All-GAC.

Maxfield's team also produced the GAC Offensive Player of the Year in Kevin Rodgers, the GAC Defensive Player of the Year in Maxie Graham, and the GAC Freshman of the Year in Tim Llewellyn. Rodgers, Graham and Israel Valentin earned All-American honors, with Rodgers also being a finalist for the Harlon Hill Trophy.

The Reddies led the nation in scoring (50.36 points ppg.), were third in total offense (516.82 ypg.), third in passing offense (377.64 ypg.), and third in passing efficiency (172.79). HSU also outscored its opponents by an average of 29 points per game.

Maxfield and his teams have generated a great deal of excitement over the past several years with numerous alums and supporters filling the stands at Carpenter-Haygood Stadium. HSU set a single-season attendance record in 2012 with 38,612 fans coming through the gates for an average of 6,435 per game. HSU also set a single-game record as 12,035 witnessed the Reddies beat in-town rival Ouachita Baptist 42-7.

Aside from the success on the field, Maxfield, his staff and the Reddies work extensively off the field, in the classroom as well as within the community.

Since Maxfield's arrival, the academic standards within the Reddie football program have made a significant improvement. The team cumulative grade point average in 2012-13 was 2.8 with 30 players earning academic all-conference honors.

Coach Maxfield and wife Beth Ann have assisted with several charitable organizations donating their time as well as providing financial support to such organizations as the Make-A-Wish Foundation, the Humane Society, United Way, Relay for Life, and the Red Cross to name a few.

Each January, Maxfield, his staff and the Reddies conduct an on campus blood drive with the entire staff and players donating blood which amounts to over 60 pints each year.

Maxfield and the Reddies also take part in the Reddie to Read program. This program involves the team visiting the local elementary schools in the area and reading to children.

The Reddie to Serve program is a program in which the Reddies assist the elderly or handicapped within the community by doing yard work, painting, conducting household chores, etc.

The Reddies have also assisted with the building of playgrounds at local schools and community centers.

Maxfield and his players also make visits to the Arkansas Children's Hospital in Little Rock. The children look forward to these visits, but it's the children who have a lasting impression on the players.

Also a supporter of the local law enforcement, Maxfield annually sponsors the Arkadelphia Police Department lift-a-thon.

Maxfield is also a featured speaker at several civic group luncheons and meetings as well as numerous sports banquets among other events throughout the state.

Prior to Maxfield's arrival, Henderson State struggled to make the transition from the NAIA to the NCAA Division II level.

From 1993 to 2004, Henderson State had just one winning season and a combined record of 35-90-1 in those 12 seasons.

After a rebuilding year in 2005, Maxfield led the Reddies to an 8-3 record in 2006, and a 7-3 mark in 2007. The Reddies finished with a 6-2 record in the GSC both seasons finishing tied for second.

The 8-3 finish in 2006 ranked as the best turnarounds in the nation, as the Reddies were just 3-8 in Maxfield's first season. Henderson State ranked in the top 25 in several polls throughout the season.

In 2007, the Reddies finished with a 7-3 record and finished the season ranked 23rd in College Sports Report Top 25. Henderson State recorded its third straight winning season at home, completing back-to-back winning seasons for the first time since 1989 and 1990, and turned in an 18-0 shutout against in-town rival Ouachita Baptist.



# HENDERSON STATE

## 2013 REDDIE COACHES • PAGE 12



The 2008 season showed a versatile Reddie team with one of the most prolific offenses in HSU history averaging 32.8 points per game while totaling 448.1 yards of offense including 330.1 yards passing. The Reddies finished 5-5 losing three games late in the fourth quarter which left Maxfield and the rest of Reddies wondering what could have been.

Despite the 5-5 season, it was the third straight non-losing year for the Reddies, the most since Henderson recorded seven straight non-losing seasons from 1973 to 1979 under legendary coach Sporty Carpenter.

In 2010, Maxfield led the Reddies to their first conference championship in 25 years as Henderson State claimed a share of the Gulf South Conference title.

Henderson's explosive offense set 25 team and individual records in 2010, including total offense averaging (480.6 ypg) and scoring offense (35.3 ppg).

Maxfield was tabbed GSC Co-Coach of the Year while quarterback Nick Hardesty earned Player of the Year honors.

Despite being limited to just five conference games, the 2011 Reddies finished second in their first year in the Great American Conference recording a 4-1 conference record including a 41-36 victory over Ouachita Baptist. Henderson State was the only Division II team in the nation to play two games against NCAA Division I opponents.

A proven winner, Maxfield led Blinn College to back-to-back playoff appearances prior to his arrival at Henderson State.

During his three years at the Brenham, Texas school, Maxfield compiled a 21-10 record and a pair of playoff appearances.

Blinn finished with a 9-2 record in 2004, finishing ranked No. 7 nationally, and advancing to the Southwest Junior College Conference semifinals before losing to Tyler Junior College.

The Buccaneers ranked second nationally in total offense averaging 469.9 yards per game, including 269 yards passing per game which ranked fifth in the nation.

Maxfield's offense also lit up the scoreboard at Blinn averaging 46.1 points per game.

After posting a 5-5 mark in his first year at Blinn, Maxfield kick-started the Bucs' offense in 2003 and carried the Buccaneers to the playoffs for the first time in three years. Blinn finished the 2003 season with an overall record of 7-3, but it was the Bucs' offense that caught the nation's attention.

Blinn fielded one of the most dangerous offensive attacks in junior college history, averaging 558 yards and 52 points a game. The Bucs had three All-Americans on offense and sent four offensive players on to the Division I level.

The former Offensive Coordinator of the Year spent one year as head football coach at Pearl River Community College in Mississippi, before taking the job at Blinn.

### COACH MAX FILE

**BIRTHDATE:** Oct. 11, 1960  
**HIGH SCHOOL:** John Tyler High School  
**COLLEGE:** Louisiana Tech (1984)  
**COLLEGE ATHLETICS:** Football: 4 letters as a guard/center  
**HIGH SCHOOL ATHLETICS:** Football and Baseball  
**PERSONAL:** Wife: Beth Ann; Daughter: Alexandra Hailey

#### COACHING CAREER:

1983	Louisiana Tech	Student Assistant
1984-86	Mississippi	Graduate Assistant
1986-91	Northwest Mississippi	Offensive Line
1991-94	Northwestern State	Defensive Line
1994-96	Northwestern State	Defensive Coordinator
1996-00	Northwest Mississippi	Offensive Coordinator
2001	Pearl River CC	Head Coach
2001-04	Blinn College	Head Coach
2005-	Henderson State	Head Coach

#### • HEAD COACHING RECORD •

YEAR	SCHOOL	ALL	CONFERENCE	FINISH
2001	Pearl River	7-2		2nd
2002	Blinn College	5-5	2-4 (SWJCFC)	4th
2003	Blinn College	8-3	4-2 (SWJCFC)	2nd
2004	Blinn College	9-2	5-1 (SWJCFC)	2nd
2005	Henderson	3-8	2-7 (GSC)	T-8th
2006	Henderson	8-3	6-2 (GSC)	T-3rd
2007	Henderson	7-3	6-2 (GSC)	4th
2008	Henderson	5-5	4-4 (GSC)	6th
2009	Henderson	3-7	3-5 (GSC)	8th
2010	Henderson	7-4	6-2 (GSC)	T-1st
2011	Henderson	6-4	4-1 (GAC)	2nd
2012	Henderson	10-1	8-0 (GAC)	1st

At Pearl River, Maxfield guided the Wildcats to a 7-2 finish, the first winning season for the school since 1995. The offense finished first in the National Junior College Athletic Association in total team offense, averaging 460.5 yards per game, and was also first in passing offense, averaging 315.8 yards per game.

His previous five seasons were spent with Northwest Mississippi Community College in Senatobia where he was the offensive coordinator.

Maxfield, who holds a bachelor's degree from Louisiana Tech and his master's from the United States Sports Academy, was named Offensive Coordinator of the Year for Community and Junior Colleges in 1999 by American Football Coach Magazine.

His 27 years of coaching experience includes five years as an assistant at Northwestern State University in Natchitoches, La.

Working under former HSU Athletic Director and then coach of the Demons Sam Goodwin, Maxfield was defensive line coach from 1991-94, before becoming Goodwin's defensive coordinator from 1994 to 1996.

Maxfield also spent a total of 10 years (1986-1990 and 1996-2001) at Northwest Mississippi Community College.

A graduate of John Tyler High School in Tyler, Texas, Maxfield was a four-year letterman at Louisiana Tech University where he played offensive guard and center.

After his eligibility was finished, Maxfield served as a student assistant for the Bulldogs before becoming a graduate assistant at Ole Miss.

Maxfield and his wife Beth Ann, who holds a doctorate in English, have one daughter, Alexandra Hailey.

# FULL SPEED AHEAD

## 2013 REDDIE COACHES • PAGE 13



**MIKE  
VOLARVICH**  
**OFFENSIVE COORDINATOR**  
FOURTH YEAR  
MIDWESTERN STATE (2003)

Mike Volarvich is in his fourth season as offensive coordinator and quarterback coach.

Volarvich has been instrumental in making Henderson State one of the top offensive teams in the country.

In 2012, the Reddies led the nation in scoring (50.36 points per game), were third in total offense (516.82 ypg) and third in passing offense (377.64 ypg). Eleven offensive players earned all-conference honors, five were named all-region, and four earned All-American honors.

Working primarily with quarterbacks, Volarvich has coached All-Americans Kevin Rodgers and Nick Hardesty who were both finalists for the Harlon Hill Award. Rodgers unanimously claimed the 2012 Great American Conference Offensive Player of the Year award helping lead the Reddies to a GAC title and their first-ever NCAA playoff appearance. Rodgers threw for 4,002 yards and 41 touchdowns and earned two national Player of the Week honors.

Hardesty earned the 2010 Gulf South Conference Offensive Player of the Year Honor while leading Henderson to a share of the GSC title. A four-time GSC Offensive Player of the Week selection, Hardesty totaled 4,007 yards for an average of 368.3 yards per game.

Prior to his arrival to Henderson, Volarvich was the leader of a potent EMCC scoring offense which led the NJCAA in passing offense and finished second in the nation in total offense.

Volarvich has almost a decade of coaching experience at the community college level, serving as an offensive coordinator at Southwest Mississippi CC, East Central CC and East Mississippi.

Volarvich established himself as one of the most innovative offensive minds on the community college level. During his three years at Blinn College, the Buccaneers ranked in the top ten statistically in total offense.

In 2003, Volarvich was part of Maxfield's staff and he led a Blinn offense which dominated the community college team statistical ranks, topping the nation in scoring offense (52.8 points per game), total offense (538 yards per game), and passing (328 yards per game).

In 2004, the Buccaneers finished the season ranked seventh nationally with a 9-2 record.

Volarvich began his coaching career at Cabrillo College in Aptos, Calif.

Volarvich, a two-time All-Conference selection at Kentucky State University, was invited to the San Francisco 49ers' tryout camp and to the Miami Dolphins' mini-camp in 1999, and played three seasons of professional football.

Volarvich received his bachelor's degree from Midwestern State University in Wichita Falls, Texas, and later earned his master's degree in physical education from the University of West Alabama.

Volarvich is married to the former Lauren Park of Houston, Texas, and they are the parents of two daughters, Mischa Elizabeth and Aubrey Lou.



**CAREY  
BAKER**  
**DEFENSIVE COORDINATOR**  
FOURTH YEAR  
TENNESSEE (1993)

Carey Baker is in his fourth season at Henderson State and will serve as the Reddies' Defensive Coordinator.

Baker came to Henderson State just prior to the 2010 season and assumed the duties as Defensive Coordinator just one week into the job.

In 2012, the Reddie defense had six players earn All-GAC honors including Maxie Graham who was the Defensive Player of the Year as well as an All-American.

The 2010 Reddie defense was second in the Gulf South Conference in turnover margin and 16th nationally forcing nearly three turnovers per game.

Baker served as the defensive coordinator at the University of Charleston (West Virginia) since 2005.

Baker began his coaching career in 1993 at Southern Arkansas University as a graduate assistant running backs coach, where he also completed his master's degree in agency counseling.

In 1996, Baker moved to the University of Southern Mississippi, where he was part of a coaching staff that won two Conference USA championships and the 1997 Liberty Bowl.

Following the 1998 season, Baker went on to serve as an assistant coach at Georgia Southern University for a team that went 13-2 and won the 1999 NCAA Division I-AA National Championship.

In 2000, Baker became a defensive coordinator for the first time at Southern Arkansas University, where his defense helped lead the team to the 2003 NCAA Division II playoffs.

Baker has an amazing streak of going to the post-season at every college at which he has either played or coached.

Baker's post-season run began as a player at the University of Tennessee, where he lettered as a fullback and was a member of teams that won Southeastern Conference championships in 1989 and 1990. As a member of the Volunteers, Baker made winning appearances in the 1990 Cotton Bowl and 1991 Sugar Bowl.

Baker and his wife Jamie (deceased), have three children—Johanna, Grant, and Jay Todd.



# HENDERSON STATE

## 2013 REDDIE COACHES • PAGE 14



### MATT GORDON

**DEFENSIVE LINE/RECRUITING**

**NINTH YEAR  
CONCORD (2002)**

Matt Gordon is in his ninth season at Henderson State and serves as the Reddies' defensive line coach and recruiting coordinator.

A pair of defensive linemen including Robbie Aldridge and Glennon Bobo earned All-GAC honors in 2012 under Gordon's tutelage.

Gordon has coached 11 all-conference selections including three-time All-American Devon Hughes who led the nation three straight seasons in passes defended.

Gordon came to Henderson State after spending 2004 at Blinn Junior College as defensive secondary coach.

While at Blinn, the Bucs had one of the best pass defenses in the Southwest Junior College Conference allowing just 141 passing yards per game.

Gordon also spent two seasons at Cisco Junior College as linebackers coach, defensive line coach and strength and conditioning coach. Gordon has worked numerous camps including the Elite Sports - Pigskin Classic in Honolulu, Hawaii, The O-D Camp at Sam Houston State University and the ASC Contact Camp at Texas State University.

A 2002 graduate of Concord University, Gordon earned his degree in sports management/physical education and a master's degree in physical education from Tarleton State.

While at Concord, Gordon was an All-Conference linebacker and was invited to play in the college All-Star while recording 16 career sacks.

A native of Charlottesville, Va., Gordon also attended Fork Union Military Academy and is a graduate of Western Albermarle High School where he was a First-Team All-Conference football and lacrosse player.

Gordon is a member of the American Football Coaches Association.

Gordon is married to the former Josie Moody who is an assistant athletic trainer at Henderson State.



### JASON SMELSER

**LINEBACKERS/STRENGTH COACH**

**THIRD YEAR  
SOUTHERN ARKANSAS (2000)**

Jason Smelser is in his third season at Henderson working as linebackers coach and strength and conditioning coordinator.

Following the 2012 season, Smelser was named Samson Equipment's NCAA Division II Strength and Conditioning Coach by *American Football Monthly*.

Smelser came to Henderson State after serving a year as defensive coordinator at Concordia University in Ann Arbor, Mich.

Prior to his stint at Concordia, Smelser spent a short stint at West Texas A&M as the defensive line coach during the spring of 2010. Smelser served as head coach at Iowa Wesleyan College from 2006 to 2009, after serving as Defensive Coordinator in 2005.

Smelser coached one of the best defensive teams in the nation in 2005, ranking among the NAIA national leaders in pass defense (11th, 156.5 yards per game) and total defense (28th, 310.5 yards per game).

In 2008, Smelser's defense ranked among the NAIA's leaders in several categories. His defense allowed 145.4 yards of passing offense per game to rank first in the Mid-States Football Association and sixth in the nation.

Smelser was a standout football player at the high school and college levels.

A 1995 graduate of Ouachita Christian High School in Monroe, La., Smelser earned All-State and All-Northeast Louisiana honors as a linebacker. He also was a three-time all-district selection and district defensive MVP in 1994.

Smelser went on to play at Southern Arkansas University, where he was a four-year letter winner and three-year starter on the gridiron. He was part of the 1997 team that won the Gulf South Conference championship and qualified for the NCAA Division II playoffs. Smelser was named all-conference as a running back in 1998.

At SAU, Smelser earned his Bachelor's of Science degree in 2000 and his Master's degree in education in 2001. He served on the SAU coaching staff from the spring of 1999 to the fall of 2004.

Smelser coached outside linebackers and running backs as a student and graduate assistant from 1999-2000. He then served as defensive line coach from 2001-2004 and helped lead SAU to the Division II playoffs in 2003.

Smelser traveled to Poland to help coach with the Kozly Poznan football team while serving as a missionary.

Jason and his wife, Wendy, have been married 13 years and have a 12-year old daughter, Madison, and an 8-year old son, Slade.



# HENDERSON STATE

## 2013 REDDIE COACHES • PAGE 15



**ROBERT  
ESPINOZA**  
**WIDE RECEIVERS**  
THIRD YEAR  
HENDERSON STATE (2009)

Robert Espinoza is in his third season as a full-time member of the Reddie coaching staff, after working as a graduate assistant coach.

Espinoza coaches the Reddie receivers as well as assisting with recruiting and administrative duties.

Four Reddie receivers earned All-GAC honors in 2012, including Robert Jordan who was a second-team All-American selection.

Prior to taking up the coaching profession, Espinoza played three years at Henderson State as a wide receiver. During his three years as a player, the native of Pasadena, Texas caught 63 passes for 849 yards and three touchdowns.

Battling through injuries during his sophomore and junior season, Espinoza had a solid senior year having 34 receptions for 477 yards.

Espinoza played a season at Blinn Junior College where he earned honorable mention All-Conference honors.

Espinoza earned his Bachelor's of Science degree from Henderson State in 2009.

Espinoza is married to the former Anna Eudy of Dierks, Ark.



**JEREMIAH  
FISCUS**  
**OFFENSIVE LINE**  
SECOND YEAR  
McPHERSON (2008)

Jeremiah Fiscus is in his second year at Henderson State and will serve as the Reddies' offensive line coach.

Fiscus had an immediate impact in 2012 as five Reddie lineman earned All-GAC honors.

Henderson State's offense led the nation in scoring (50.36 points per game), were third in total offense (516.82 ypg), third in passing offense (377.64 ypg), and third in passing efficiency (172.79).

Fiscus came to Henderson after spending three seasons at Texas Christian University.

Fiscus first arrived at TCU as a video graduate assistant in June 2010. He was named assistant offensive line coach in 2011.

Fiscus also worked two years at Northwestern State. He was a graduate assistant and assistant offensive line coach in 2008 before becoming the Demons' running backs coach in 2009. He received a master's degree in sports administration from Northwestern State.

A native of Stafford, Kan., Fiscus played two seasons at Dodge City Community College before transferring to McPherson College, where he was a team captain.

Fiscus started all four years at center for both schools, giving him a streak of 41 consecutive starts during his collegiate playing career.

As a sophomore, he helped lead Dodge City to the Heart of Texas Bowl in Copperas Cove, Texas, against Cisco Junior College. Fiscus is a 2008 graduate of McPherson with a degree in elementary education. He and his wife, Jessie, were married on July 2, 2011.



**JARROD JACKSON**  
Graduate Assistant  
Third Year



**JIMMIE EASTERLING**  
Student Assistant  
Third Year



**JAMES EDWARDS**  
Student Assistant  
Second Year



**TOMMY FRATCHER**  
Student Assistant  
Second Year



**NICK CHAVIS**  
Student Assistant  
First Year

# FULL SPEED AHEAD

## 2013 REDDIE FOOTBALL STATISTICS • PAGE 16

### HENDERSON STATE STATISTICS

Score by Quarters	1	2	3	4	O	Total
Henderson State	65	70	52	77	0	264
Opponents	38	7	28	17	0	90

	HSU	OPPO
<b>SCORING</b>	<b>264</b>	<b>90</b>
Points Per Game	66.0	22.5
<b>FIRST DOWNS</b>	<b>119</b>	<b>69</b>
Rushing	36	20
Passing	76	41
Penalty	7	8

	HSU	OPPO
<b>RUSHING YARDAGE</b>	<b>795</b>	<b>248</b>
Yards gained rushing	858	422
Yards lost rushing	63	174
Rushing Attempts	153	126
Average Per Rush	5.2	2.0
Average Per Game	198.8	62.0
TDs Rushing	16	3

	HSU	OPPO
<b>PASSING YARDAGE</b>	<b>1994</b>	<b>1038</b>
Att-Comp-Int	183-127-4	182-104-4
Average Per Pass	10.9	5.7
Average Per Catch	15.7	10.0
Average Per Game	498.5	259.5
TDs Passing	17	7

	HSU	OPPO
<b>TOTAL OFFENSE</b>	<b>2789</b>	<b>1286</b>
Total Plays	336	308
Average Per Play	8.3	4.2
Average Per Game	697.2	321.5

	HSU	OPPO
<b>TIME OF POSSESSION/GAME</b>	<b>29:06</b>	<b>30:54</b>

### INDIVIDUAL STATISTICS

RUSHING	Att	Net	Avg	TD	Long	Avg/G
Ryan McDonald	65	435	6.7	6	49	108.8
Daniel McCoy	14	129	9.2	1	45	64.5
Kevin Nichols	25	105	4.2	2	19	52.5
Jaquan Cole	15	54	3.6	1	12	27.0

PASSING	Att-Cmp-Int	Pct	Yds	TD	Avg/G
Kevin Rodgers	170-117-4	68.8	1827	16	456.8
Dallas Hardison	10-7-0	70.0	89	0	89.0

RECEIVING	No.	Yds	Avg	TD	Avg/G
Darius Davis	24	520	21.7	5	130.0
Robert Jordan	24	377	15.7	3	94.2
Dustin Holland	23	382	16.6	2	95.5
Israel Valentin	12	245	20.4	4	61.2
Al Lasker	11	110	10.0	0	27.5

TACKLES	Solo	Ast.	Total	TFL	Sack	Int.
Keaton Stigger	15	24	39	6.5	0.5	0
Ricardo Mendez	12	17	29	5.5	1.5	0
Christian Love	15	12	27	1.0	0	0
Chris King	12	11	23	0.0	0	1

### NORTHWESTERN OKLAHOMA

Score by Quarters	1	2	3	4	O	Total
NWOSU	10	21	0	13	0	- 44
Opponents	38	63	58	17	0	- 176

	NWOSU	OPPO
<b>SCORING</b>	<b>44</b>	<b>176</b>
Points Per Game	11.0	44.0
<b>FIRST DOWNS</b>	<b>63</b>	<b>94</b>
Rushing	28	46
Passing	28	38
Penalty	7	10

	NWOSU	OPPO
<b>RUSHING YARDAGE</b>	<b>398</b>	<b>896</b>
Yards gained rushing	596	978
Yards lost rushing	198	82
Rushing Attempts	167	161
Average Per Rush	2.4	5.6
Average Per Game	99.5	224.0
TDs Rushing	4	14

	NWOSU	OPPO
<b>PASSING YARDAGE</b>	<b>606</b>	<b>1074</b>
Att-Comp-Int.	103-49-1	130-77-1
Average Per Pass	5.9	8.3
Average Per Catch	12.4	13.9
Average Per Game	151.3	268.5
TDs Passing	2	9

	NWOSU	OPPO
<b>TOTAL OFFENSE</b>	<b>1004</b>	<b>1970</b>
Total Plays	270	291
Average Per Play	3.7	6.8
Average Per Game	251.0	492.5

	NWOSU	OPPO
<b>TIME OF POSSESSION/GAME</b>	<b>31:09</b>	<b>28:51</b>

### INDIVIDUAL STATISTICS

RUSHING	Att	Net	Avg	TD	Long	Avg/G
Javari Liggins	65	211	3.2	1	20	52.8
Jarion Tudman	29	124	4.3	0	21	31.0
Reid Miller	15	53	3.5	2	26	17.7
Zachry Doyle	27	39	1.4	0	8	9.8

PASSING	Att-Cmp-Int	Pct	Yds	TD	Avg/G
LT Pfaff	53-30-1	56.6	441	2	147.0
Reid Miller	49-18-0	36.7	155	0	51.7

RECEIVING	No.	Yds	Avg	TD	Avg/G
Jeremi Anderson	9	43	4.8	0	10.8
Montrell Logan	8	131	16.4	1	43.7
Davontaa Bryant	7	66	9.4	0	16.5
Cameron Allen	6	105	17.5	0	26.2

TACKLES	Solo	Ast.	Total	TFL	Sack	Int.
LaRon Mitchell	15	12	27	2.0	0.0	0
Kollin Retter	13	9	22	3.0	0.0	0
Alex Hemberger	8	13	21	1.5	0.0	0
Rontez Smith	12	8	20	0.5	0.0	0

# FULL SPEED AHEAD

## 2013 DEPTH CHART • PAGE 17

### OFFENSE

#### Quarterback

- 15 Kevin Rodgers (6-3, 215, RJr.)  
11 Dallas Hardison (5-10, 190, RFr.)

#### Running Back

- 38 Ryan McDonald (5-10, 200, So.)  
12 Israel Valentin (5-9, 185, RJr.)  
22 Jaquan Cole (5-8, 185, Fr.)

#### X-Receiver

- 1 Robert Jordan (5-10, 175, Sr.)  
4 Joseph Snapp (6-2, 195, RSo.)

#### H-Receiver

- 12 Israel Valentin (5-9, 185, RJr.)  
14 Al Lasker (6-3, 212, So.)  
17 Mark Czaus (5-11, 191, RSo.)

#### Y-Receiver

- 81 Dustin Holland (5-9, 190, Jr.)  
82 Corey Chappell (5-7, 160, So.)

#### Z-Receiver

- 8 Darius Davis (5-11, 212, RJr.)  
40 Zann Jones (6-0, 215, So.)

#### Left Tackle

- 76 Doug Despain (6-3, 270, RSr.)  
60 John Michael McGee (6-4, 280, Fr.)

#### Left Guard

- 65 Ricky Gonzales (6-0, 285, Sr.)  
64 Anthony Brister (6-3, 290, RFr.)

#### Center

- 71 Kelton Hays (5-11, 284, Sr.)  
73 Will Yeager (6-3, 280, Fr.)

#### Right Guard

- 75 Garrett Whitley (6-3, 305, RFr.)  
57 Deveron Powell (6-4, 303, RSo.)

#### Right Tackle

- 72 RJ Taylor (6-0, 290, RSr.)  
51 Marc Gonzales (6-3, 285, Jr.)

#### • Tight End

- 84 Charles Plaster (6-2, 245, Jr.)  
6 Amari Williams (6-3, 240, Jr.)

#### • Fullback

- 42 Justin Bradford (5-11, 230, RSr.)

### DEFENSE

#### Bandit

- 50 Glennon Bobo (5-11, 245, Jr.)  
90 Jimmy Jean (6-2, 235, Jr.)

#### Nose Tackle

- 52 Benny Theysen (6-0, 270, Sr.)  
97 Daniel Lyles (6-0, 265, Sr.)

#### Tackle

- 95 Nick Siedelhofer (6-2, 285, Sr.)  
54 Jonathan Mitchell (6-2, 270, Sr.)  
58 Bryant House (6-4, 290, Sr.)

#### Left End

- 99 Trevon Del Rio (6-1, 245, RFr.)  
96 Chris Flowers (6-4, 270, Sr.)

#### Stinger Linebacker

- 19 Tim Llewellyn (6-2, 220, RSo.)  
23 Turell Williams (6-2, 225, Sr.)

#### Mike Linebacker

- 44 Keaton Stigger (6-2, 245, Sr.)  
37 Lawson Schulz (6-0, 225, RSo.)

#### Wolf Linebacker

- 48 Ricardo Mendez (5-10, 215, Sr.)  
27 Blake Lopez (5-11, 200, So.)

#### Field Corner

- 5 Vince Thompson (6-0, 190, Sr.)  
32 Reggie Dunnigan (5-11, 195, Sr.)

#### Boundary Corner

- 26 Chris King (5-10, 190, Jr.)  
18 Tyrell Green (5-10, 190, Jr.)

#### Free Safety

- 20 Cameron Deveraux (5-10, 190, Jr.)  
29 Gary Vines (5-11, 190, Fr.)

#### Rover

- 25 Christian Love (6-0, 180, RSo.)  
2 Triston Crook (5-10, 170, Sr.)  
28 Zach Richardson (6-2, 210, Jr.)

### SPECIAL TEAMS

#### Punter

- 46 Christian Latoof (6-0, 207, Jr.)

#### Kicker

- 47 Charles Gonsalves (5-11, 164, Sr.)  
36 Addison Allen (6-0, 187, RFr.)

#### Deep Snapper

- 39 Jason Smith (6-2, 210, Jr.)  
16 Ryan Black (6-3, 193, Jr.)

#### Holder

- 17 Mark Czaus (5-11, 191, So.)  
15 Kevin Rodgers (6-3, 215, RJr.)

#### Punt Returns

- 14 Al Lasker (6-3, 212, So.)  
1 Robert Jordan (5-10, 175, Sr.)

#### Kickoff Returns

- 12 Israel Valentin (5-9, 185, RJr.)  
82 Corey Chappell (5-7, 160, So.)  
8 Darius Davis (5-11, 209, RJr.)

### COACHING STAFF

HEAD COACH: ..... Scott Maxfield  
ALMA MATER: ..... Louisiana Tech (1984)

ASSISTANT COACH: ..... Mike Volarvich  
POSITION: ..... Offensive Coord./QB  
ALMA MATER: ..... Midwestern St. (2003)

ASSISTANT COACH: ..... Carey Baker  
POSITION: ..... Defensive Coord./Backs  
ALMA MATER: ..... Tennessee (1993)

ASSISTANT COACH: ..... Jason Smelser  
POSITION: ..... Linebackers  
ALMA MATER: .. Southern Arkansas (2000)

ASSISTANT COACH: ..... Robert Espinoza  
POSITION: ..... Receivers  
ALMA MATER: ..... Henderson St. (2009)

ASSISTANT COACH: ..... Matt Gordon  
POSITION: ..... Defensive Line/Recruiting  
ALMA MATER: ..... Concord (2002)

ASSISTANT COACH: ..... Jeremiah Fiscus  
POSITION: ..... Offensive Line  
ALMA MATER: ..... McPherson (2008)

GRADUATE ASSISTANT COACH: .... Jarrod Jackson  
STUDENT ASSISTANT COACH: ..... Tommy Fratcher  
STUDENT ASSISTANT COACH: ..... Jim Easterling  
STUDENT ASSISTANT COACH: ..... James Edwards  
STUDENT ASSISTANT COACH: ..... Nick Chavis

# HENDERSON STATE

## 2013 REDDIE FOOTBALL GAME DAY ROSTER • PAGE 18

No.	Player	Pos.	Ht.	Wt.	Class	Hometown	Last School
1	Robert Jordan	WR	5-10	175	Sr.-2L	Miami, Fla.	East Mississippi CC
2	Triston Crook	DB	5-10	170	Sr.-3L	Sulphur Springs, Texas	Sulphur Springs HS
3	Daniel McCoy	RB	5-11	195	Fr.-RS	Prescott, Ark.	Prescott HS
4	Joseph Snapp	WR	6-2	195	So.-1L	Van Buren, Ark.	Van Buren HS
5	Vincent Thompson	CB	6-0	190	Sr.-3L	Frisco, Texas	Frisco Liberty
6	Amari Williams	TE	6-3	240	Jr.-Trf.	Daytona Beach, Fla.	Elsworth CC
7	Kenrick Burns	WR	5-9	200	So.-1L	Ft. Smith, Ark.	Ft. Smith-Northside
8	Darius Davis	WR	5-11	212	Jr.-1L	Frisco, Texas	Frisco Wakeland HS
9	Reggie Dunnigan	DB	5-11	195	Sr.-Trf.	Houston, Texas	Arkansas Tech
10	Blake Reeve	QB	6-3	205	Fr.-HS	Cuero, Texas	Cuero HS
11	Dallas Hardison	QB	5-10	195	Fr.-RS	Bentonville, Ark.	Bentonville HS
12	Israel Valentin	RB	5-9	185	Jr.-2L	Fort Worth, Texas	Keller HS
13	Carlos Arredondo	WR	6-3	195	Jr.-RS	Los Angeles, Calif.	East L.A. CC
14	Al Lasker	WR	6-3	212	So.-Trf.	Conway, Ark.	Univ. Central Arkansas
15	Kevin Rodgers	QB	6-3	215	Jr.-2L	Rockwall, Texas	Heath HS
16	Sheriff Thomas	WR	6-3	200	Jr.-Trf.	Houston, Texas	Bacone College
17	Mark Czaus	WR	5-11	191	So.-1L	Garland, Texas	Bishop Lynch HS
18	Tyrell Green	DB	5-10	190	Jr.-Trf.	Atlanta, Ga.	Murray State Univ.
19	Tim Llewellyn	LB	6-2	220	So.-1L	Dallas, Texas	J.J. Pearce HS
20	Cameron Deveraux	CB	5-10	190	Jr.-2L	Houston, Texas	Elkins HS
21	Steve Ragin	DB	6-1	190	Sr.-Trf.	Tyler, Texas	Austin Peay Univ.
22	Jaquan Cole	RB	5-8	185	Fr.-HS	Duncanville, Texas	Duncanville HS
23	Turell Williams	LB	6-2	225	Sr.-3L	West Helena, Ark.	Helena Central HS
24	Kevin Nichols	RB	6-0	220	Sr.-2L	Little Rock, Ark.	Arkansas Baptist CC
25	Christian Love	DB	6-0	180	So.-1L	Webster, Texas	Clearbrook HS
26	Chris King	CB	5-10	190	Jr.-2L	Zachary, La.	Zachary HS
27	Blake Lopez	LB	5-11	200	Jr.-2L	New Iberia, La.	New Iberia HS
28	Zack Richardson	DB	6-2	210	Jr.-1L	Alabaster, Ala.	Nassau CC
29	Gary Vines	DB	5-11	190	Fr.-HS	N. Little Rock, Ark.	N. Little Rock HS
30	Marquis Mitchell	CB	6-0	175	Fr.-HS	Baytown, Texas	Baytown Sterling HS
31	Mike Meador	WR	5-11	195	So.-1L	Charleston, Ark.	Charleston HS
32	Heath Hopfinger	DL	5-11	225	So.-1L	Calhoun, La.	West Ouachita HS
35	Chris Lee	DB	6-0	190	So.-Trf.	Oceanside, Calif.	Palomar College
36	Addison Allen	K	6-0	187	Fr.-RS	Keller, Texas	Keller HS
37	Lawson Schulz	LB	6-0	225	So.-1L	Atlanta, Texas	Atlanta HS
38	Ryan McDonald	RB	5-10	200	So.-1L	Charleston, Ark.	Charleston HS
39	Jason Smith	LS	6-2	210	Jr.-Trf.	Garland, Texas	Bethel College
40	Zann Jones	WR	6-0	215	So.-1L	Bentonville, Ark.	Shiloh Christian HS
41	Zach Perrin	FB	5-10	200	So.-1L	Gosnell, Ark.	Gosnell HS
42	Justin Bradford	FB	5-11	230	Sr.-3L	Jena, La.	Jena HS
43	Ricky Cortes	LB	6-0	218	Jr.-Trf.	Weed, Calif.	Siskiyous JC
44	Keaton Stigger	LB	6-2	245	Sr.-2L	Collierville, Tenn.	Univ. Central Arkansas
45	Hunter Hale	DE	6-2	245	Jr.-Trf.	Austin, Texas	Midwestern State
46	Christian Latoof	P/K	6-0	207	Jr.-2L	Dekalb, Texas	Dekalb HS
47	Charles Gonsalves	K	5-11	164	Sr.-2L	McKinney, Texas	Oklahoma State Univ.
48	Ricardo Mendez	LB	5-10	215	Sr.-1L	Novato, Calif.	Cabrillo CC
49	Josh Davis	LB	5-11	215	Fr.-RS	El Dorado, Ark.	El Dorado HS
50	Glennon Bobo	LB	5-11	245	Jr.-2L	Ashdown, Ark.	Ashdown HS
51	Marc Gonzales	OT	6-3	285	Jr.-Trf.	Los Angeles, Calif.	East LA CC
52	Benny Theysen	DL	6-0	270	Sr.-1L	Miami, Fla.	Ventura College
53	Blake Rouse	LB	5-11	200	Fr.-RS	Bald Knob, Ark.	Bald Knob HS
54	Jonathan Mitchell	DL	6-2	270	Sr.-1L	Escondido, Calif.	Palomar College
56	Chris Holland	LB	6-3	200	Jr.-RS	Lamar, Ark.	Lamar HS
57	Deveron Powell	OL	6-4	303	So.-1L	Henderson, Texas	Henderson HS
58	Bryant House	DL	6-4	290	Sr.-Trf.	Maud, Texas	Texas Christian
59	Tommy Jackson	OL	6-3	325	So.-1L	North Little Rock, Ark.	North Little Rock HS
60	John McGee	OT	6-4	280	Fr.-TR	Texarkana, Texas	Oklahoma Univ.
63	Andrei Lucaci	OL	6-2	284	So.-1L	Nashville, Tenn.	Montgomery Bell Aca.
64	Anthony Brister	OL	6-3	290	Fr.-RS	Henderson, Texas	Henderson HS

# HENDERSON STATE

## 2013 REDDIE FOOTBALL GAME DAY ROSTER • PAGE 19

65	Ricky Gonzales	OL	6-0	285	Sr.-3L	Cedar Hill, Texas	Cedar Hill HS
71	Kelton Hays	OL	5-11	284	Sr.-3L	Jonesville, La.	Jena HS
72	RJ Taylor	OL	6-0	290	Sr.-3L	Moultrie, Ga.	Colquitt County HS
73	Will Yeager	OL	6-3	280	Fr.-RS	Crockett, Texas	Lovelady HS
74	Billy Couch	OL	6-2	300	Fr.-RS	Garfield, Ark.	Rogers Heritage HS
75	Garrett Whitley	OL	6-3	305	Fr.-RS	Glenwood, Ark.	Centerpoint HS
76	Doug Despain	OL	6-3	270	Sr.-3L	Austin, Texas	Lake Travis HS
79	Justin Carpenter	OT	6-4	290	Fr.-Trf.	Lonoke, Ark.	Lonoke HS
80	James Jackson	WR	5-10	185	Fr.-RS	Birmingham, Ala.	Birm.-Centerpint HS
81	Dustin Holland	WR	5-9	190	Jr.-2L	Bryant, Ark.	Bryant HS
82	Corey Chappell	WR	5-7	160	So.-1L	Rowlett, Texas	Rowlett HS
84	Charles Plaster	TE	6-2	245	Jr.-1L	Dallas, Texas	Cisco CC
85	Josh Miller	TE	6-2	250	Fr.-RS	Sheridan, Ark.	Sheridan HS
87	Cody Clayton	WR	5-7	155	Fr.-RS	Sulphur Springs, Texas	Sulphur Springs HS
88	Rashad Shepherd	WR	6-1	195	Fr.-RS	Conway, Ark.	Conway HS
89	Ge'Rell James	WR	6-4	220	Sr.-1L	Ruleville, Miss.	Mississippi Delta CC
90	Jimmy Jean	DL	6-2	235	Jr.-Trf.	Homestead, Fla.	College of Sequoias
91	Sam Johnson	DE	6-4	250	Fr.-HS	Sapulpa, Okla.	Sapulpa HS
93	Randell Howard	DL	6-2	240	So.-1L	Dallas, Texas	Lake Dallas HS
94	Gary Clark	DL	5-11	240	So.-RS	Little Rock, Ark.	N. Little Rock HS
95	Nick Siedelhofer	DL	6-2	285	Sr.-1L	Ormond Beach, Fla.	Merced CC
96	Chris Flowers	DT	6-4	270	Sr.-Trf.	Little Rock, Ark.	Clark Atlanta Univ.
97	Daniel Lyles	DL	6-0	265	Sr.-3L	DeRidder, La.	DeRidder HS
99	Trevon Del Rio	DL	6-1	245	Fr.-RS	La Marque, Texas	La Marque HS

Player	Pos.	Ht.	Wt.	Class	Hometown	Last School
Beau Baker	DB	6-1	183	Fr.-RS	Keller, Texas	Lake Dallas HS
Blake Biggs	LB	6-0	205	Fr.-HS	Yukon, Okla.	Yukon HS
Ryan Black	WR			Jr.-RS		
Hank Brodnax	OT	6-2	270	Fr.-HS	Crowley, Texas	Crowley HS
Rodney Bryson	RB	5-10	170	Fr.-HS	N. Little Rock, Ark.	N. Little Rock HS
Trevon Davis	RB	5-11	195	Jr.-Trf.	Los Angeles, Calif.	West LA CC
Sam Ford	CB	5-9	170	Fr.-HS	DeRidder, La.	DeRidder HS
Deion Francis						
Darren Franklin	DT	6-3	315	Fr.-HS	Rusk, Texas	Rusk HS
D.J. Griffin	TE	6-3	240	Fr.-RS	Dallas, Texas	Emporia State Univ.
Akee Johnson	WR	5-9	170	Fr.-HS	Little Rock, Ark.	LR-McClellan HS
Forrest Johnson	WR	6-0	170	Fr.-HS	Rogers, Ark.	Rogers Heritage HS
Charles Korn	OL	6-4	305	Fr.-HS	San Antonio, Texas	Churchill HS
John Laubacher	OG	6-4	325	Fr.-HS	Dallas, Texas	Lake Dallas HS
Dedrick Linton	RB	5-10	190	Fr.-HS	Montgomery, Texas	Montgomery HS
Jahvey Mark	WR	5-11	180	Fr.-HS	LaPorte, Texas	LaPorte HS
Derrick Muldrow	DT	6-1	305	Fr.-HS	Mineral Springs, Ark.	Mineral Springs HS
Brandon Quinterro	DT	6-3	250	Fr.-HS	Austin, Texas	Lake Travis HS
Houston Ray	K	6-0	175	Fr.-HS	Owensboro, Ky.	Owensboro Catholic
Aaron Robinson	S	6-1	190	Fr.-HS	Pasadena, Texas	Pasadena Memorial
Calum Rodriguez	DE	6-3	220	Fr.-HS	Mansfield, Texas	Mansfield HS
A.J. Smith	WR	6-5	215	Fr.-HS	Port Neches, Texas	Port Neches Grove
Peyton Squires	LB	6-1	210	Fr.-HS	Springdale, Ark.	Springdale Har-Ber
Allen Tatum	LB	6-1	225	So.-Trf.	Warren, Ark.	Louisiana-Monroe
Michael Trotter	WR	6-1	175	Fr.-HS	Klein, Texas	Klein Oak HS
A.J. Tucker	DB	6-3	210	Fr.-HS	Little Rock, Ark.	LR-Central HS
Justin Walter	CB	5-10	165	Fr.-HS	Crosby, Texas	Crosby HS
Claude Wilcox	DL	6-0	250	Fr.-RS	Waldo, Ark.	Waldo HS

# • REDDIE FOOTBALL PLAYER BIOS •



## ROBERT JORDAN

**WIDE RECEIVER**  
5-10 • 175 • SR.-1L  
MIAMI, FLA.  
EAST MISSISSIPPI CC

1

### • ALL AMERICAN CANDIDATE •

**2013:** Named to the D2Football.com Preseason All-America second-team . . . A Beyond College Sports Network Preseason third-team All-America pick . . . Opened the season with a 41-yard touchdown reception on his first play from scrimmage . . . Totaled 4 catches for 111 yards in the season opener against Southern Nazarene . . . Followed with 107 yards on 7 catches against McKendree.

**2012:** Was a third team Don Hansen All-American selection at wide receiver and returner . . . Earned First-Team All-GAC honors after leading the conference in receiving yards (97.6) and all-purpose yards (139.1) per game. Totaled 65 catches for 1,074 yards and 10 touchdowns . . . As a punt returner, he has totaled 456 yards on 26 attempts and returned two punts for touchdowns, both against Southeastern Oklahoma (82 and 69 yards) . . . Ranked third in HSU history for yards in a single-season and is sixth on the career list with 1,337 yards in two seasons . . . Has scored in nine of 10 games this season . . . Totaled 100 yards or more in five games . . . Collected a career-high 179 yards on seven catches against Southern Arkansas including a 79-yard touchdown . . . Had five catches for 143 yards against UAM . . . Became the first player in HSU history to return two punts for touchdowns in a single game (Southeastern). Jordan had a punt return of 82 yards and 69 yards against the Savage Storm to earn D2Football.com and GAC Special Teams Player of the Week honors . . . Opened the year having eight catches for 128 yards and a pair of touchdowns against Southern Nazarene . . . Totaled 108 yards on nine receptions while having two more scores the following week against McKendree.

**2011:** Led Henderson in receiving yards with 388 on 35 catches . . . Collected a season best 121 yards on 10 receptions against Delta State . . . Named HSU's offensive player of the game against the Statesmen . . . Lone touchdown was a 67-yard score in Henderson's 41-36 win over Ouachita Baptist . . . Averaged 11.1 yards per catch.



### JORDAN'S CAREER STATISTICS

Year	G	NO	YDS	AV/C	TD	LG	AV/G
2011	10	35	388	11.1	1	67	39.9
2012	11	65	1074	16.5	10	79	97.6
2013	4	24	377	15.7	3	54	94.2
<b>TOTAL</b>	<b>25</b>	<b>124</b>	<b>1839</b>	<b>14.9</b>	<b>14</b>	<b>79</b>	<b>73.6</b>

#### RETURNS

Year	PUNT			
	NO	YDS	TD	AVG
2011	3	11	0	3.7
2012	26	456	2	17.5
2013	4	16	0	4.0
<b>TOTAL</b>	<b>33</b>	<b>479</b>	<b>2</b>	<b>15.4</b>

#### ALL PURPOSE

REC	PR	TOT	AV/G
388	11	399	39.9
1074	456	1530	139.1
312	16	234	117.0
<b>1839</b>	<b>479</b>	<b>2318</b>	<b>92.7</b>



## TRISTON CROOK

**DEFENSIVE BACK**  
5-10 • 170 • SR.-3L  
SULPHUR SPRINGS, TEXAS  
SULPHUR SPRINGS HS

2

**2013:** Had a 38-yard scoop and score against McKendree.

**2012:** Compiled 30 tackles on the season including 1.5 tackles for lost yardage . . . Recorded a career-high 11 tackles including 8 solo tackles against Arkansas Tech . . . Totaled seven tackles against Southeastern Oklahoma.

**2011:** Played in nine games and had a season-best four tackles against West Georgia . . . Recorded a fumble recovery against Southeastern Oklahoma . . . Ended year with 18 tackles.

**2010:** Totaled 23 tackles including a season best five stops against Ouachita Baptist . . . Had four tackles in his first collegiate game against Southeastern Oklahoma . . . Totaled four solo stops against Arkansas Tech . . . Earned HSU Special Teams Player of the Week against Southern Arkansas.

**PREP:** Lettered two years at Sulphur Springs High School where he was an All-State selection and a two-time All-District pick . . . Totaled 140 tackles, 12 pass breakups and two forced fumbles as a senior . . . Recorded 160 stops as a junior.

**PERSONAL:** Born May 13, 1992 . . . The son of Lawson and Myshoni Crook . . . Majoring in general studies.

### CROOK'S CAREER STATISTICS

Year	G	UT	AT	TT	TFL	PBU	Sack	INT	FR
2010	10	12	11	23	0.0	0	0	0	0
2011	9	11	7	18	1.0	0	0	0	1
2012	10	17	15	32	1.5	4	0.5	0	0
2013	4	2	2	4	0	0	0	0	1
<b>TOTAL</b>	<b>33</b>	<b>42</b>	<b>35</b>	<b>77</b>	<b>2.5</b>	<b>4</b>	<b>0.5</b>	<b>0</b>	<b>2</b>



## DANIEL MCCOY

**RUNNING BACK**  
5-11 • 195 • FR.-RS  
PRESCOTT, ARK.  
PRESCOTT HS

3

**2013:** Rushed for 94 yards on 11 carries in his first collegiate game against Southern Nazarene . . . Had a 45-yard TD run against the Crimson Storm . . . Injured during the McKendree game with a torn MCL.

**2012:** Redshirted.  
**PREP:** Prepped at Prescott High School where he rushed for 2,259 yards and compiled more than 40 touchdowns his senior season earning him All-State honors . . . Was a three-time all-district and two-time all-state selection . . . Ended his prep career with 4,051 yards rushing on 547 attempts while totaling 436 points . . . Also ran track where he earned all-district and all-state honors.



# • REDDIE FOOTBALL PLAYER BIOS •



## JOSEPH SNAPP

**WIDE RECEIVER**  
6-2 • 195 • SO.-1L  
VAN BUREN, ARK.  
VAN BUREN HS

4

**2013:** Blocked a punt that set up a Reddie touchdown against Southern Nazarene.

**2012:** Played in nine games and had two catches for 15 yards . . . Recorded his first reception against Southern Nazarene on August 29.

**2011:** Redshirted.

**PREP:** Earned All-State honors his senior season at Van Buren High School . . . Was a two-time All-Conference selection . . . Totaled 42 receptions for 678 yards and four touchdowns in his final year . . . Selected VYPE Athlete of the Month in September of 2010 . . . River Valley All-VYPE Squad Returner in 2009 . . . Also lettered two years in basketball.

**PERSONAL:** Born February 12, 1993 . . . The son Randy and Cynthia Snapp . . . Has one brother, Brian, and two sisters, Crystal and Jasmine . . . Favorite professional team is the Oklahoma City Thunder . . . Undecided on a major.



## AMARI WILLIAMS

**TIGHT END**  
6-3 • 240 • JR.-TR  
DAYTONA BEACH, FLA.  
ELSWORTH CC

6

**COLLEGE:** Selected first-team All-Midwest Conference his sophomore year at Elsworth Community College . . . In 11 games he totaled 46 receptions for 568 yards and six touchdowns . . . Earned honorable mention honors as a freshman having 16 catches for 314 yards and four scores.

**PREP:** Attended Daytona Mainland High School.



## VINCENT THOMPSON

**DEFENSIVE BACK**  
6-0 • 190 • SR.-3L  
FRISCO, TEXAS  
FRISCO LIBERTY HS

5

**2012:** Picked off a pass against Southern Arkansas and returned it for a 44-yard touchdown . . . Intercepted his first pass of the season against Soutwestern Oklahoma and returned it 32 yards to set up a HSU score.

**2011:** Totaled 29 tackles including 21 unassisted stops . . . Recorded six solo stops against South-eastern Oklahoma . . . Also had two tackles for lost yardage against the Savage Storm . . . Had interceptions against South Alabama and Ouachita Baptist.

**2010:** Played in nine games and recorded 11 tackles . . . Recorded one sack against Arkansas-Monticello for a 15-yard loss . . . Had a season-best three tackles against OBU.

**PREP:** Selected All-District at Liberty High School . . . Totaled 58 tackles with seven pass breakups as a senior . . . Also lettered three years in track.

**PERSONAL:** Born Dec. 22, 1991 . . . The son of Vincent Sr. and Jeannetta Thompson . . . Majoring in physical education.



## KENRICK BURNS

**WIDE RECEIVER**  
5-9 • 200 • SO.-1L  
FORT SMITH, ARK.  
FORT SMITH NORTHSIDE HS

7

**2012:** Played in 11 games and totaled six receptions for 81 yards . . . Had a 29-yard reception against Southern Arkansas . . . Had eight special team tackles and a fumble recovery against Harding.

**PREP:** Lettered two years at Fort Smith Northside . . . A two-time Class 7A All-State selection . . . Played quarterback and totaled more than 4,000 yards passing and 1,000 yards rushing . . . Totaled 28 touchdown passes and 24 rushing scores . . . Was selected ESPN Regional Player of the Week . . . Became the first player in Arkansas high school history to throw for more than 4,000 yards and rush for 1,000 yards in a single season . . . Played at the wide receiver position his junior year having 55 receptions for 850 yards.

**PERSONAL:** Born Jan. 6, 1994 . . . The son of Kim and Dazzle Burns . . . Has two brothers, Kodi and Khayyam . . . Brother Kodi played for Auburn . . . Brother Khayyam was a four-year letterman at Arkansas State . . . Favorite professional team is Tampa Bay . . . Enjoys listening to music and playing video games . . . Undecided on a major.

### BURNS' CAREER STATISTICS

Year	G	NO	YDS	AV/C	TD	LG	AV/G
2012	11	6	81	13.5	0	29	7.4

### THOMPSON'S CAREER STATISTICS

Year	G	UT	AT	TT	TFL	PBU	Sack	INT	FR
2010	9	8	3	11	1.0	1	1	0	0
2011	9	21	8	29	4.0	6	0	2	0
2012	11	16	8	24	1.0	2	0	2	0
2013	4	6	2	6	0.0	8	0	0	0
<b>TOTAL</b>	<b>33</b>	<b>51</b>	<b>21</b>	<b>72</b>	<b>6.0</b>	<b>17</b>	<b>1</b>	<b>4</b>	<b>0</b>

# • REDDIE FOOTBALL PLAYER BIOS •



## DARIUS DAVIS

**WIDE RECEIVER**  
5-11 • 209 • JR.-2L  
FRISCO, TEXAS  
FRISCO LIBERTY HS

8

• 2012 HONORABLE MENTION ALL-GAC •

**2013:** Set the HSU career record for touchdowns after having two scoring receptions against East Central . . . Compiled a career-best 187 yards on eight catches against Southeastern Oklahoma . . . Totaled 142 yards on 10 receptions against McKendree . . . Had a 71-yard touchdown reception in the season opener against Southern Nazarene.

**2012:** A Honorable Mention All-GAC selection . . . Led the team in average yards per catch with an average of 19.3 . . . Had 27 receptions for 522 yards . . . Eight of his 27 catches resulted in a touchdown . . . Had a season best six catches in HSU's NCAA playoff game against Missouri Western . . . Totaled three catches for 72 yards against Southern Arkansas . . . Caught two touchdown passes against Harding (26 and 18 yards) . . . Had a pair of touchdown receptions against UAM . . . Caught a 75-yard pass for a touchdown against Southeastern Oklahoma . . . Had a big game against McKendree having 84 yards on three catches including touchdown scores of 60 and 8 yards.

**2011:** Redshirted

**2010:** Played in all 11 games, making one start . . . Caught 20 passes for 306 yards including four touchdown grabs as a freshman . . . Averaged 27.8 yards per reception.


**PREP:** Attended Frisco Wakeland High (Frisco, Texas) where he lettered in track in addition to football.

**PERSONAL:** Born April 14, 1990 . . . Son of Val Davis . . . Favorite professional football team is the Dallas Cowboys . . . Credits his mom as the person he admires the most because of her encouragement . . . Intended major is General Studies.



### DAVIS' CAREER STATISTICS

Year	G	NO	YDS	AV/C	TD	LG	AV/G
2010	11	20	306	15.3	4	35	27.8
2012	11	27	522	19.3	9	75	47.5
2013	4	24	520	21.7	5	71	130.0
<b>TOTAL</b>	<b>26</b>	<b>71</b>	<b>1348</b>	<b>18.9</b>	<b>18</b>	<b>75</b>	<b>51.8</b>




## REGGIE DUNNIGAN

**DEFENSIVE BACK**  
5-11 • 195 • SR.-TR  
HOUSTON, TEXAS  
ARKANSAS TECH

9

**COLLEGE:** Sat out 2012 . . . Spent the 2011 season at Arkansas Tech . . . Played in 10 games and compiled 35 tackles along with four tackles for lost yardage and one sack . . . Played two years at Navarro Community College . . . Totaled 77 tackles with three interceptions his sophomore year compiled 25 tackles his freshman year.

**PREP:** Prepped at Westside High School . . . Was a Rivals 2-Star prospect.



## BLAKE REEVE

**QUARTERBACK**  
6-3 • 205 • FR.-HS  
CUERO, TEXAS  
CUERO HS

10

**PREP:** Was a unanimous First-Team All-District quarterback and line-backer at Cuero High School . . . Also earned honorable mention all-area honors . . . Completed 62 percent of his passes in 2012, completing 144 passes for 1,672 yards and 12 touchdowns . . . Collected four rushing touchdowns . . . Named team captain and earned honorable mention academic All-State honors.



## DALLAS HARDISON

**QUARTERBACK**  
5-10 • 195 • FR.-RS  
BENTONVILLE, ARK.  
BENTONVILLE HS

11

**2013:** Recorded his first touchdown pass of his college career when he connected with Corey Chappell for a 43-yard score against McKendree . . . Was 3-for-3 and totaled 78 yards against the Bearcats.

**2012:** Redshirted.

**PREP:** Had a stellar career at Bentonville throwing for over 6000 yards and completing 73.5 percent of his passes (377-of-513) . . . An All-State selection his senior year and member of the Vype Magazine All-Arkansas Team . . . Led the Tigers to a 12-1 record his senior year completing 75 percent of his passes for 3800 yards and 39 touchdowns . . . Was named the MVP of Arkansas High School All-Star Game . . . As a junior he led Bentonville to the Class 7A State Championship . . . He completed 31-of-40 passes for 370 yards and three touchdowns in the win over Fayetteville . . . Hardison passed for 69 career touchdowns and rushed for 14 while having a 25-1 record as the Tigers' starting quarterback . . . Also lettered three years in baseball.

**PERSONAL:** Born Feb. 2, 1994 . . . Son of Loyd and Tammy Hardison . . . Has two sisters, Heather and McKenzie . . . Enjoys golfing, fishing and hunting . . . Favorite professional football team is the Dallas Cowboys . . . Intended major is marketing.

# • REDDIE FOOTBALL PLAYER BIOS •



## ISRAEL VALENTIN

**WIDE RECEIVER**  
**5-9 • 185 • JR.-2L**  
**FORT WORTH, TEXAS**  
**KELLER HS**

# 12

**2013:** Rated as the ninth-best all-purpose player in Division II by D2football.com . . . Opened the season with four receptions for 118 yards and 3 touchdowns against Southern Nazarene.

**2012:** Second-Team BSN All-American kick returner . . . First-Team All GAC kick returner averaging 33.9 yards per return . . . Was third on the team in pass receptions with 33 for 363 yards and four touchdowns . . . Had a season best eight catches for 75 yards and a touchdown in Henderson's NCAA playoff game against Missouri Western . . . Named GAC Special Teams Player of the Week after his performance against East Central . . . Opened game against ECU with a 97-yard touchdown on the game's opening kickoff and ended the game with 140 all-purpose yards including 43 yards receiving with a touchdown grab . . . Had a 10-yard receiving score and a 34-yard rushing touchdown against Southwestern Oklahoma . . . Returned the opening kickoff against Arkansas Tech for a 92-yard touchdown.

**2011:** Totaled 587 all-purpose yards . . . Carried the ball 49 times for 262 yards and 3 touchdowns, while having 8 receptions for 61 yards and a 16-yard score against East Central . . . Also was used on kick returns and ended the year with 259 yards on 11 attempts . . . Rushed for a season-best 134 yards on 22 carries against Southeastern Oklahoma.

**2010:** Redshirted . . . Was named Scout Team Offensive Player of the Week for Oct. 9 vs. Southern Arkansas.

**PREP:** Prepped at Central High School in Texas . . . Lettered four years and was a two-time All-District 5-5A selection.

**PERSONAL:** Born Oct. 15, 1991 . . . The son of Brian and Marily Lopez . . . Has two sisters, Evy and Roxane Valentin. . . Undecided on Major.



### VALENTIN'S CAREER STATISTICS

Year	G	NO	YDS	AV/C	TD	LG	AV/G
2011	10	8	61	7.6	1	16	6.1
2012	11	33	363	11.0	4	51	33.0
2013	4	12	245	20.4	4	59	61.2
<b>TOTAL</b>	<b>25</b>	<b>53</b>	<b>669</b>	<b>12.6</b>	<b>9</b>	<b>59</b>	<b>26.8</b>

Year	RETURNS			KICKS			PUNTS			ALL PURPOSE				
	NO	YDS	TD	NO	YDS	TD	NO	YDS	TD	REC	KR	PR	TOT	AV/G
2011	10	259	0	2	5	0	61	259	5	325	35.0			
2012	11	339	2	0	0	0	363	339	0	702	54.7			
2013	5	99	0	0	0	0	245	99	0	344	86.0			
<b>TOTAL</b>	<b>26</b>	<b>697</b>	<b>2</b>	<b>2</b>	<b>0</b>	<b>0</b>	<b>669</b>	<b>697</b>	<b>5</b>	<b>1366</b>	<b>52.5</b>			



## CARLOS ARREDONDO

**WIDE RECEIVER**  
**6-3 • 199 • JR.-RS**  
**LOS ANGELES, CALIF.**  
**EAST L.A. CC**

# 13

**2012:** Redshirted.

**COLLEGE:** Played two years at East Los Angeles Junior College where he helped lead the team to a pair of conference and bowl game championships . . . Was a first-team all-istrict selection his sophomore year after recording 73 catches for 860 yards and six touchdowns.

**PREP:** Lettered three years in baseball and football at Schurr High School . . . Was a two-time first-team all-district receiver . . . Finished his senior year with a school-record 79 catches for 1200 yards and 12 touchdowns . . . Also a first-team all-district pick in baseball.

**PERSONAL:** Born April 3, 1992 . . . The son of J. Carlos and Rosario Arrendondo . . . Has two sisters, Stephanie and Jazmin . . . List the new Orleans Saints as his favorite professional team . . . Majoring in psychology.



## AL LASKER

**WIDE RECEIVER**  
**6-3 • 212 • SO.-TR**  
**NEWMAN, TEXAS**  
**UNIV. OF CENTRAL ARKANSAS**

# 14

**2013:** Named Great American Conference and Beyond College Sports Network Special Teams National Player of the Week after returning a punt 75-yards for a touchdown against McKendree . . . Ended the game with 97 return yards on 5 attempts.

**COLLEGE:** Transferred from the University of Central Arkansas . . . In 2011, he played in all 12 games and caught 17 passes for 218 yards and three touchdowns . . . Scored a touchdown in UCA's playoff game against Montana.

**PREP:** Prepped at Newman (Texas) High School where he caught 56 passes for 1,350 yards and 21 touchdowns as a high school senior . . . Also lettered in basketball, baseball and track.

**PERSONAL:** Born May 18, 1992 . . . The son of Nick and Karen Lasker . . . Enjoys music . . . Majoring in business education.

# 15 - KEVIN RODGERS - QB - HENDERSON STATE - 2013 HARLON HILL CANDIDATE

## 2013 ACCOMPLISHMENTS

NAMED TO THE ALLSTATE/AFCA GOOD WORKS TEAM  
GAC PLAYER OF THE WEEK VS. MCKENDREE AND ECU  
BSCN NATIONAL PLAYER OF THE WEEK VS. MCKENDREE  
BSCN AND D2FOOTBALL.COM NATIONAL POW VS. ECU

## 2012 AWARDS

GAC ATHLETE OF THE YEAR  
FINISHED 6TH IN HARLON HILL VOTING  
BEYOND COLLEGE SPORTS ALL-AMERICAN  
DAKTRONICS 1ST TEAM ALL-SUPER REGION  
DON HANSEN 2ND TEAM ALL-SUPER REGION  
GAC OFFENSIVE PLAYER OF THE YEAR - FIRST TEAM ALL GAC  
SIX-TIME GAC POW (RECORD)  
NCAA.COM POW - D2FOOTBALL.COM POW

## HSU RECORDS

CAREER PASSING YARDS (7,096), CAREER TD PASSES (66)  
SINGLE-SEASON TD PASSES (41), TOUCHDOWNS IN A GAME (7),  
SEASON COMPLETION PERCENTAGE (.662)



**Allstate**  
**AFCA**  
AMERICAN FOOTBALL COACHES ASSOCIATION

**GOOD WORKS TEAM**

**2013:** Chosen to the AllState/AFCA Good Works Team . . . Selected to the First-Team Preseason All-America Team by Beyond Sports Network . . . A third-team preseason All-America selection by D2Football.com . . . Holds the HSU career-records for passing yards, completions, touchdowns and completion percentage . . . Set a single-game HSU and GAC record throwing for 595 yards, completing 42-of-50 passes against East Central . . . Earned D2Football.com, Beyond College Sports Network and GAC Offensive Player of the Week for his performance against ECU . . . Opened the season throwing for six touchdowns, completing 17 of 25 passes for 468 yards against Southern Nazarene and was named Beyond College Sports Network National Player of the Week . . . Named GAC Player of the Week after completing 31-of-45 passes for 380 yards and 5 touchdowns against McKendree.

**2012:** Beyond College Sports First Team All-American . . . D2Football.com and Don Hansen Honorable Mention All-American . . . Named the 2012-13 GAC Athlete of the Year . . . Unanimous choice for GAC Offensive Player of the Year . . . Daktronics First Team All-Super Region 3 . . . Don Hansen Second Team All-Super Region 3 . . . A member of the All-GAC Academic Team . . . Earned GAC Player of the Week honors a record six times . . . Crain Auto Group Arkansas Star of Tomorrow Finalist and Little Rock Touchdown Club MVP . . . Led the nation in yards per completion (14.77) and yards per pass (9.78) . . . Finished second in the nation in passing efficiency (175.66) and touchdown passes (41) . . . Ranked fourth in the NCAA in passing yards per game (363.8) and total offense (366.3) . . . Holds the HSU single-season record for touchdown passes with 41 . . . Ranks second in HSU history for passing yards in a single-season (4,002). Threw for 300 or more yards in eight of 11 games in 2012 and 400 or more yards four times . . . Was named NCAA.com and D2 Football National Player

of the Week for his performance against McKendree where he set a school and GAC record with seven touchdown passes while completing 28-of-36 passes for 442 yards . . . Had a career-high 518 yards, completing 32-of-46 passes against Southern Arkansas . . . Totaled 466 yards passing, going 30-for-44 with 5 touchdowns against Harding . . . Three for six touchdowns while rushing for another in HSU's 73-34 rout of ATU.

**2011:** Played in seven games making six starts for the Reddies . . . Named GAC Offensive Player of the Week on Nov. 12 when he led HSU to a 41-36 win over OBU . . . Against the Tigers, he completed 26-of-41 passes for 332 yards, and had scoring strikes of 67, 48, and 36 yards . . . Completed 29-of-49 passes for 292 yards and three touchdowns against Delta State . . . Ended the year completing 134-of-215 passes for 1267 yards and 9 scoring strikes . . . A member of the All-GAC Academic Honor Roll.

**2010:** Redshirted.


**PREP:** Attended Rockwall-Heath High School where he lettered two years in football . . . A second-team all-district selection and Academic All-State pick his senior year after throwing for 2600 yards and 20 touchdowns . . . Team finished 13-1 his junior season.

**PERSONAL:** Born Nov. 26, 1991 . . . Son of Ted and Linda Rodgers . . . Has two brothers, Kyle and Rick . . . Active member in HSU' Baptist Collegiate Ministries (BCM) Enjoys golfing, hunting and playing video games . . . Favorite professional team is the Dallas Cowboys . . . Majoring in Pre-Law.

## RODGERS' CAREER STATISTICS

Year	G	Comp	Att	Int	YDS	TD	LG	300+	400+	500+	AV/C	AV/G
2011	7	134	215	10	1,267	9	67	1	0	0	9.5	181.0
2012	11	271	409	12	4,002	41	82	8	4	1	14.7	363.8
2013	4	117	170	4	1,827	16	71	4	2	1	15.6	456.8
<b>TOTAL</b>	<b>22</b>	<b>522</b>	<b>794</b>	<b>26</b>	<b>7,096</b>	<b>66</b>	<b>82</b>	<b>13</b>	<b>6</b>	<b>2</b>	<b>13.6</b>	<b>322.5</b>

# • REDDIE FOOTBALL PLAYER BIOS •



## SHERIFF THOMAS

**WIDE RECEIVER**  
6-3 • 200 • JR.-TR  
HOUSTON, TEXAS  
BACONE COLLEGE

# 16



## MARK CZAUS

**WIDE RECEIVER**  
5-11 • 191 • SO.-1L  
GARLAND, TEXAS  
BISHOP LYNCH HS

# 17

**2012:** Played in five games . . . Lone reception was against Southern Nazarene.

**2011:** Redshirted.

**PREP:** Rushed for 1,519 yards and threw for 1,134 yards while scoring 32 touchdowns . . . Earned First Team All-State honors and was nominated for DFW Offensive Player of the Year and Old Spice Player of the Year . . . As a junior he rushed for 732 yards, totaled 438 receiving yards and passed for 520 yards . . . Also lettered in hockey and golf.

**PERSONAL:** Born September 9, 1992 . . . The son of Mark and Theresa Czaus . . . Has one brother and one sister Joe and Michelle . . . Hobbies include playing Xbox and hanging out with friends . . . Majoring in business management.



## TYRELL GREEN

**DEFENSIVE BACK**  
5-10 • 190 • JR.-2L  
ATLANTA, GA.  
MURRAY STATE UNIV.

# 18

**HIGH SCHOOL:** Played for head coach Mike Collins at Chamblee High School . . . Recorded 58 tackles, five pass deflections and two interceptions as a senior.

**PERSONAL:** Born Dec. 8, 1991 . . . Son of Alphonso and Sonya Green . . . Has one brother, DeVaughn, and two sisters, Shavontae and Zoe . . . Majoring in athletic training.



## TIM LLEWELLYN

**LINEBACKER**  
6-2 • 220 • SO.-1L  
DALLAS, TEXAS  
J.J. PEARCE HS

# 19

**2012:** Named GAC Freshman of the Year honors after turning in a productive freshman campaign . . . In his first season as a Reddie, Llewellyn had 46 tackles, an interception and a fumble recovery . . . Totaled a season-best nine tackles in HSU's play-off game against Missouri Western . . . He had seven tackles in games against UAM, Harding and Southern Arkansas.

**2011:** Redshirted.

**PREP:** A First-Team All-City selection his senior season after having 78 tackles, eight pass breakups and one forced fumble . . . His junior he was the team's quarterback completing 278 of 434 attempts for 1246 passing yards and 23 touchdowns.

**PERSONAL:** Born April 23, 1993 . . . The son of Robert and Shirley Llewellyn . . . Favorite professional team is the Cowboys . . . Hobbies include fishing, hunting and relaxing at his family's ranch . . . The person he admires most is his brother because of the things he has went through in life . . . Undecided on a major.



### LLEWELLYN'S CAREER STATISTICS

Year	G	UT	AT	TT	TFL	PBU	Sack	INT	FR
2012	11	14	32	46	3.0	0	1	1	1



## CAMERON DEVEREAUX

**CORNERBACK**  
5-10 • 190 • JR.-2L  
HOUSTON, TEXAS  
ELKINS HS

# 20

**2013:** Collected a half of a sack and an interception against Southeastern.

**2012:** Had an interception and 4 tackles against SWOSU.

**2011:** Played in 10 games and ended the year with 22 tackles . . . Collected a season-high seven tackles against Southwestern Oklahoma, and followed with five tackles the next week against Delta State.

**PREP:** Attended Elkins High School where he was a two-year letterman . . . Recorded 15 solo tackles and two pass break-ups as a junior . . . As a senior he totaled 52 solo tackles, one interception, one sack and seven pass breakups.

**PERSONAL:** Born March 2, 1993 . . . The son of Brady and Angela Devereaux . . . Has one brother, Dezmon . . . Favorite professional team is the Houston Texans . . . Favorite movie is Friday Night Lights . . . Enjoys working out and playing video games. . . Majoring in athletic training.

### DEVEREAUX'S CAREER STATISTICS

Year	G	UT	AT	TT	TFL	PBU	Sack	INT	FR
2011	10	11	11	22	0.5	1	0	0	0
2012	10	16	14	30	1.5	3	0	1	0
TOTAL	20	27	25	52	2.0	4	0	1	0

# • REDDIE FOOTBALL PLAYER BIOS •



## STEVE RAGIN

**DEFENSIVE BACK**  
6-1 • 190 • SR.-Trf  
TYLER, TEXAS  
AUSTIN PEAY UNIVERSITY

21

**COLLEGE:** Transfers from Austin Peay where he played three seasons . . . totaled 17 tackles and one interceptions in 2012 . . . In 2011 he led Austin Peay in interceptions with three . . . Collected a season-best six tackles in a road loss at Memphis . . . In 2010 he started the season as reserve after getting late clearance from NCAA, but emerged into contender early in season . . . His 33 tackles were fifth-most among defensive backs . . . Tied for the team lead with two interceptions and six pass break ups . . . Led team with eight passes defended.

**PREP:** Former Texas prep product moved to Florida as senior and moved from wide receiver to cornerback . . . Finished his senior season at Olympia High School with 36 tackles, two interceptions and 13 deflections . . . Was ranked in Texas Top 10 as junior in 200 meters.

**PERSONAL:** Born Jan. 18, 1992 . . . The son of Ann Reed . . . Majoring in social work major.



## TURELL WILLIAMS

**LINEBACKER**  
6-2 • 225 • SR.-3L  
HELENA, ARK.  
HELENA/WEST HELENA CENTRAL

23

**2013:** Began the season with a team-best 10 tackles against Southern Nazarene including 1.5 tackles for lost yardage.

**2012:** Totaled 32 tackles and three tackles for lost yardage . . . Recorded a season-best eight stops against Southeastern Oklahoma.

**2011:** Rushed 31 times for 89 yards and four touchdowns.

**2010:** Rushed for two touchdowns against Southern Arkansas . . . Moved over to running back for the UAM game . . . Rushed 43 yards on 11 carries and a touchdown against the Boll Weevils . . . Ended year with 106 yards rushing.

**PREP:** A two-time All-Conference and All-State pick at Central High School . . . Rushed for 1829 yards and collected 1212 yards receiving his senior season . . . Totaled 26 touchdowns . . . Also lettered in basketball and baseball.

**PERSONAL:** Born Dec. 18, 1990 . . . The son of Turell Williams and Margaret Barnett . . . Stepmother is Gail Williams . . . Has one brother, Devin . . . Majoring in General Studies.



## KEVIN NICHOLS

**RUNNING BACK**  
6-0 • 220 • SR.-2L  
LITTLE ROCK, ARK.  
ARKANSAS BAPTIST

24

**2012:** Ended season with 340 yards rushing and 13 touchdowns . . . Scored four touchdowns against Ouachita Baptist . . . Scored two touchdowns against East Central . . . Rushed for 106 yards on 20 carries against Southwestern Oklahoma.

**2011:** Rushed for 113 yards on 40 carries . . . Had a season-best 32 yards against South Alabama . . . Scored his lone touchdown against Southeastern Oklahoma . . . Also had four receptions for 36 yards.

**PREP:** Lettered four years at Little Rock Central High School . . . Was an All-State selection his senior season in 2006 . . . Earned all-conference honors his junior and senior season . . . Helped lead team to a 10-1 record in 2006 and a conference championship.

**PERSONAL:** Born April 4, 1989 . . . The son of Kevin Nichols and Nonjala King . . . Has one brother, Jalan Nichols.



## CHRISTIAN LOVE

**DEFENSIVE BACK**  
6-0 • 180 • SO.-1L  
WEBSTER, TEXAS  
CLEARBROOK HS

25

**2013:** Totaled a career-best 10 tackles and seven solo stops against Southeastern.

**2012:** Played in 10 games making 14 tackles.

**2011:** Redshirted

**PREP:** Lettered two years at Clear Brook High School where he was an All-District selection.

**PERSONAL:** Born July 21, 1992 . . . The son of Tracy and Melissa Love . . . Enjoys listening to music . . . Favorite actress is Megan Fox . . . Lists the San Diego Chargers as his favorite team . . . Majoring in Accounting.



## CHRIS KING

**CORNERBACK**  
5-10 • 190 • JR.-2L  
ZACHARY, LA.  
ZACHARY HS

26

**2012:** Had six tackles and an interception against Southeastern.

**2012:** Totaled 16 tackles and had two pass break-ups . . . Had three tackles in games against Southern Nazarene, Arkansas Tech and Southeastern.

**2011:** Played in four games last year . . . Recorded tackles against Central Arkansas and Ouachita Baptist.

**PREP:** Lettered three years at Zachary High School . . . Selected as team captain his senior season . . . Ended the year with 55 tackles, two interceptions, and 15 pass deflections . . . Totaled 45 tackles as a junior, while having two Interceptions and 10 pass deflections . . . He also lettered two years in both powerlifting and in track and field.

**PERSONAL:** Born July 6, 1993 . . . The son of Craig and Alexis King . . . Has one brother and sister, Craig and Majella . . . Favorite professional teams are the Saints and Hornets. Favorite food is crawfish . . . Majoring in business finance.

# • REDDIE FOOTBALL PLAYER BIOS •



## **BLAKE LOPEZ**

**LINEBACKER**  
5-11 • 200 • JR.-2L  
NEW IBERIA, LA.  
NEW IBERIA HS


# 27

**2012:** Ended the season with 31 tackles including a season-best seven stops against Arkansas Tech . . . Had a tackle for lost yardage against Southern Nazarene.

**2011:** Played in all 10 games . . . Ended the season with eight tackles . . . Recorded two tackles in games against Southwestern Oklahoma and Southeastern Oklahoma.

**PREP:** Attended New Iberia High School where he earned All-District 4-5A as a junior and senior . . . Totaled 68 solo tackles and three interceptions his senior season, earning All-Acadiana and Honorable Mention All-State.

**PERSONAL:** Born May 24, 1993 . . . The son of Gay Lopez . . . Has two brothers, Matt and Troy, and two sisters, Jean'nel and Sherri . . . Majoring in kinesiology.



## **ZACH RICHARDSON**

**DEFENSIVE BACK**  
6-2 • 210 • SR.-1L  
ALABASTER, ALA.  
NASSAU CC

# 28

**2013:** Had a blocked punt against Southeastern.

**2012:** Played in all 11 games and ended the season with 31 tackles . . . Had an interception against East Central . . . Totaled four pass break-ups including two against Southern Arkansas.

**COLLEGE:** Transfers from Nassau CC where he played in three games his sophomore season having six tackles.

**PREP:** An all-conference selection at John Carroll High School.

## **GARY VINES**

**DEFENSIVE BACK**  
5-11 • 190 • FR.-HS  
NORTH LITTLE ROCK, ARK.  
NORTH LITTLE ROCK HS

# 29

**PREP:** A 2012 All-State pick from North Little Rock High School . . . Led his team in tackles with 107 while also having five interceptions . . . A three year starter, he was selected Little Rock Metro All-Area Defensive Player of the Year.



## **MARQUIS MITCHELL**

**CORNER BACK**  
6-0 • 175 • FR.-HS  
BAYTOWN, TEXAS  
BAYTOWN STERLING HS

# 30

**PREP:** Comes to Henderson State from Sterling High School where he was a First-Team All-District pick . . . Totaled 11 pass breakups, 2 interceptions, 3 fumble recoveries and 2 touchdowns in 2012.



## **MIKE MEADOR**

**WIDE RECEIVER**  
5-11 • 195 • SO.-1L  
CHARLESTON, ARK.  
CHARLESTON HS

# 31

**2012:** Saw limited action playing in six games.

**PREP:** Attended Charleston High School where he was an All-District, All-Area, and All-State selection . . . Totaled 708 yards on 40 receptions as a senior . . . Also rushed for more than 400 yards . . . Had 35 catches for 634 yards on Charleston's State Championship team his junior year.



## **HEATH HOPFINGER**

**DEFENSIVE LINE**  
5-11 • 225 • SO.-1L  
CALHOUN, LA.  
WEST OUACHITA HS

# 32

**2012:** Saw limited action playing in two games.

**2011:** Redshirted.

**PREP:** Attended West Ouachita High School where he was a two-time All-District selection as well as All-Northeast Louisiana . . . Team captain his senior year . . . Totaled 176 tackles . . . Was voted Most Improved Player as a junior after recording 143 tackles . . . Also was an All-District baseball player for the Chiefs.

**PERSONAL:** Born Dec. 31, 1991 . . . The son of Donny and Shona Hopfinger . . . Has one sister, Heather . . . Enjoys playing baseball and soccer . . . Majoring in english education.

# • REDDIE FOOTBALL PLAYER BIOS •



## CHRIS LEE

**DEFENSIVE BACK**  
6-0 • 190 • SO.-Trf.  
OCEANSIDE, CALIF.  
PALOMAR COLLEGE

35

**COLLEGE:** Played one year at Palomar Community College . . . Collected 42 tackles, three pass break-ups and one interception.  
**PREP:** Prepped at El Camino High School where he earned All-Avocado Conference honorable-mention honors . . . Ended his senior year with 50 tackles.

**PERSONAL:** Born July 2, 1994 . . . The son of Kyle Lee and Nicole Waterston . . . Has three brothers, Austin, Gavin, and Hunter, and one sister, Maddison . . . Hobbies include photography and playing video games . . . Majoring in nursing.



## LAWSON SCHULZ

**LINEBACKER**  
6-0 • 225 • SO.-1L  
ATLANTA, TEXAS  
ATLANTA HS

37

**2013:** Had seven tackles including one tackle for a loss in the season opener against Southern Nazarene.

**2012:** Saw limited time on special teams.

**2011:** Redshirted.

**PREP:** Prepped at Atlanta High School where he lettered two seasons . . . Received honorable mention All-District his Junior season and First-Team All-District as a senior . . . Also lettered three seasons in baseball and cross country.

**PERSONAL:** Born April 1, 1993 . . . The son of Clay and Tonya Schulz and Guy and Dana Marsh . . . Has five brothers, Cameron, Josh, Daly, Zach, and Triston and two sisters, Lyndsey and Trinity . . . Favorite team is the Dallas Cowboys . . . Favorite activities are attending church, umpiring and spending time with family . . . Majoring in Pre-Med.



## ADDISON ALLEN

**KICKER**  
6-0 • 187 • FR.-RS  
KELLER, TEXAS  
KELLER HS

36

**2013:** In his first college game (vs. Southern Nazarene) he was 10-for-11 on extra-points and had field goals of 21 and 23 yards.

**2012:** Redshirted

**PREP:** Prepped at Keller High School



## RYAN McDONALD

**RUNNING BACK**  
5-10 • 200 • SO.-1L  
CHARLESTON, ARK.  
CHARLESTON HS

38

**2013:** Leads the GAC in rushing averaging 108.8 yards per game . . . Started the season rushing for 135 yards on 15 carries against Southern Nazarene . . . Had touchdown runs of 49 and 9 yards against the Crimson Storm . . . Totaled 118 yards on 14 carries against McKendree . . . Also had 101 yards and two touchdowns against ECU.

**2012:** Played in nine games and rushed for 176 yards on 33 carries . . . Scored his first career touchdown (40 yards) against Southern Nazarene . . . Had an 11-yard reception against Arkansas-Monticello.

**2011:** Redshirted.

**PREP:** Prepped at Charleston High School where he was a two-time All-State selection . . . Rushed for over 1,800 yards his senior season and became Charleston's all-time leading rusher . . . Was selected all-conference three times and named Most Outstanding Back his junior and senior seasons . . . Team went 14-0 his sophomore season and won the Arkansas State Championship.



**PERSONAL:** Born December 28, 1992 . . . The son of Rusty and Jennifer McDonald . . . Hobbies include riding 4-wheelers and hanging out with friends . . . Favorite professional team is the Atlanta Falcons . . . Majoring in nursing.

# • REDDIE FOOTBALL PLAYER BIOS •



## JASON SMITH

**LONG SNAPPER**  
6-2 • 210 • JR.-TR  
GARLAND, TEXAS  
BETHEL COLLEGE

39



## ZACH PERRIN

**FULLBACK**  
5-10 • 200 • SO.-1L  
GOSSNELL, ARK.  
GOSSNELL HS

41

**2012:** Participated mostly with the scout team and on special teams.

**2011:** Redshirted.

**PREP:** Played for coach Brian Sims at Gosnell High School . . . Was a three year letterman . . . His Junior year he had 172 carries for 918 yards and 9 TDs. His Senior season he carried the ball 108 times for 662 yards and 18 TDs . . . Had 25 Receptions for 359 yards and 5 TDs . . . Set a school record with 6 TDs against Poplar Bluff . . . Was an All Conference selection 2 years in football and also letter 4 years for the Gosnell Pirates baseball team.

**PERSONAL:** Born Dec. 27, 1992 . . . Son of Larry and Michelle Perrin . . . Has one brother, James . . . Majoring in physical education.



## ZANN JONES

**WIDE RECEIVER**  
6-0 • 215 • SO.-1L  
ROGERS, ARK.  
SHILOH CHRISTIAN

40

**2012:** Had three receptions for 17 yards . . . Caught two passes for 13 yards against Southeastern Oklahoma.

**2011:** Redshirted.

**PREP:** Lettered four years at Shiloh Christian School . . . A four-time all-conference and three-time all-state selection . . . Was named one of the top five wide receivers in the state of Arkansas by ArkansasVarsity.com . . . A member of the 2010 Super Sonic Team Class 4A . . . Totaled four receptions for 202 yards and three touchdowns in the 2010 Class 4A State Championship game against Pulaski Academy . . . Totaled 66 receptions for 1507 yards and 25 touchdowns his senior season . . . Helped lead team to four conference championships and three state titles . . . Selected as one of the top college prospects in Class 4A . . . Holds the Arkansas State record for touchdown receptions in a career with 57 . . . Ended his prep career with 225 receptions for 3902 yards.

**PERSONAL:** Born February 25, 1992 . . . The son of Robert and Sherry Jones . . . Has two brothers Zach and Zaul, an three sisters, Katie, Keely and Kasi . . . Undecided major.



## JUSTIN BRADFORD

**FULLBACK**  
5-11 • 230 • SR.-3L  
JENA, LA.  
JENA HS

42

**2013:** Scored his first career touchdown on a 28-yard pass reception against East central.

**2012:** Caught four passes for 26 yards . . . Used primarily on special teams and as a blocking back.

**2011:** Totaled four tackles in six games . . . Recorded two stops against Central Arkansas . . . A member of the All-GAC Academic Honor Roll.

**2010:** Played in five games . . . Lone tackles came against South Alabama.

**PREP:** A two-time All-District selection at Jena High School . . . Totaled 60 tackles and 3 sacks his senior season . . . Also lettered two years in power lifting and was Louisiana State Runner-Up.

**PERSONAL:** Born Aug. 29, 1991 . . . Son of Robert and Carol Ann Bradford . . . Plays the guitar in his spare time . . . Favorite professional team is the New Orleans Saints . . . Majoring in aviation.



## RICKY CORTES

**LINEBACKER**  
6-0 • 218 • JR.-Trf.  
WEED, CALIF.  
SISKIYOU CC

43

**2013:** Opened the season with three tackles and had a 23-yard scoop-and-score against Southern Nazarene.

**COLLEGE:** Transferred from Siskiyou Community College where he helped lead his team to a 10-1 record overall and a Mid-Empire Conference Championship . . . A First-Team All-Mid-Empire Conference selection in 2012, Cortes was second on the team in tackles with 74 stops including 54 solo tackles, 6 sacks, and 12.5 tackles for lost yardage.

**PREP:** Played at Douglas High School he was a First-Team All-Conference pick after having 119 tackles . . . The Trojans finished with an 11-3 record his senior season and advanced to the Class 4A Oregon State Championship.

# • REDDIE FOOTBALL PLAYER BIOS •



## KEATON STIGGER

**LINEBACKER**  
6-2 • 245 • SR.-2L  
COLLIERVILLE, TENN.  
UNIV. CENTRAL ARKANSAS

# 44

**2013:** A Second-Team D2Football.com Preseason All-America selection . . . Ranked as one of the top five linebackers in the country according to D2Football.com . . . Totaled 14 tackles and two rushing touchdowns against East Central . . . Named Beyond Sports Network and GAC Defensive Player of the Week against Southeastern Oklahoma after having 11 tackles and four rushing touchdowns . . . Totaled 10 tackles including 2.5 tackles for lost yardage in the season opener against Southern Nazarene.

**2012:** A Third-Team All-Region selection by Don Hansen Gazette . . . Earned First-Team Great American Conference honors for the second year . . . A member of the All-GAC Academic Team Named . . . GAC Defensive Player of the Week after recording a Henderson record 21 tackles against Southeastern Oklahoma . . . Had 10 solo stops and compiled 16 total tackles in Henderson's playoff game against Missouri Western . . . Compiled 11 tackles against McKendree and 9 against Arkansas Tech . . . Recorded an interception against Southern Nazarene.

**2011:** First-team All-GAC selection after leading the Reddies in tackles with 64 stops on the year . . . Had two fumble recoveries including a 16-yard fumble return for a touchdown against Harding . . . Named GAC Defensive Player of the Week against Harding after having nine tackles and a fumble return for a touchdown . . . Recorded a season-best 11 tackles against Southwestern Oklahoma and had 10 tackles against South Alabama . . . A member of the All-GAC Academic Honor Roll.

**COLLEGE:** Played at Central Arkansas, redshirting in 2009.  
**PREP:** A two-time Class 5A All-Region selection at Collierville High School . . . Selected Best of the Preps by the Commercial Appeal . . . Participated in the AutoZone Liberty Bowl All-Star game . . . Compiled 93 tackles and three sacks his senior season, while also rushing for 627 yards on 81 carries . . . Ended his high school career with 223 tackles . . . Was the team MVP and captain his senior season . . . Lettered three years in football and basketball.

**PERSONAL:** Born March 6, 1991 . . . Son of Antonio and Jackie Graham . . . Currently working on his Master's in Sports Administration.



## HUNTER HALE

**DEFENSIVE END**  
6-2 • 245 • JR.-TR  
AUSTIN, TEXAS  
MIDWESTERN STATE

# 45

**COLLEGE:** Transfers from Midwestern State where he played two seasons . . . Played in four games his sophomore year having six tackles and two tackles for lost yardage . . . Played in seven games as a redshirt freshman . . . Recorded six tackles on the season, including three solo stops.

**PREP:** A two-year starter as a defensive end for coach L.D. Williams at Stephen F. Austin High School . . . Earned All-District 25-5A honorable mention after making 83 tackles including four sacks and four forced fumbles as a senior in 2009 . . . Named AHS Outstanding Defensive Lineman . . . Served as team captain as a senior . . . An academic all-district selection . . . Competed in the discus through to earn a track & field letter as a senior.

**PREP:** Born March 29, 1992 . . . The son of Howard Carson and Cheryl Hale . . . Has one sister, Jessica . . . Majoring in business.



## CHRISTIAN LATOOF

**PUNTER/KICKER**  
6-0 • 207 • JR.-2L  
DEKALB, TEXAS  
DEKALB HS

# 46

**2013:** Had a 59-yard punt against McKendree and a 57-yard boot against Southeastern . . . Began the season with a 50-yard punt against Southern Nazarene . . . Was crowned Mr. Arkansas at the 2013 Arkansas State Body Building Championships. LaToof earned first-place over all for Best Physique.

**2012:** Averaged 35.8 yards per punt . . . 10 of his 40 punts were downed inside the 20 . . . Had a long of 53 yards against Southeastern Oklahoma . . . Totaled three punts of 50 yards or more.

**2011:** Averaged 37.9 yards per punt . . . Longest punt was 57 yards against McKendree . . . Total four punts of 50 or more yards . . . Compiled a season-high nine punts against Harding having an average of 39.2 per kick.

**PREP:** Attended Dekalb High School where he lettered three years . . . Averaged 44.9 yards per punt . . . Kicked a season-long 42-yard field goal . . . Was selected as a team captain his senior year . . . Averaged 42.7 yards per punt his junior year and was selected First-Team All-District 2A.

**PERSONAL:** Born May 4, 1992 . . . The son of Thomas LaToof . . . Has two brothers, Thomas and Nick, and one sister, Laura . . . Brother Thomas was an All-American kicker at Southern Arkansas, and brother Nick is a punter at Southeastern Oklahoma . . . Hobbies include weightlifting . . . Majoring in business.

### STIGGER'S CAREER STATISTICS

Year	G	UT	AT	TT	TFL	PBU	Sack	INT	FR
2011	10	32	32	64	3.5	8	0.0	0	2
2012	11	45	58	103	7.5	6	2.5	2	0
2013	4	15	24	39	5.0	0	0	0	1
<b>TOTAL</b>	<b>25</b>	<b>92</b>	<b>114</b>	<b>206</b>	<b>17.5</b>	<b>14</b>	<b>3.0</b>	<b>2</b>	<b>3</b>

### LATOOF'S CAREER STATISTICS

Year	G	PT	YDS	AVG	LG	TB	FC	50+	I20
2011	10	50	1893	37.9	57	4	6	4	12
2012	11	40	1432	35.8	53	4	7	3	10
2013	4	12	522	43.5	59	0	1	4	3
<b>TOTAL</b>	<b>25</b>	<b>102</b>	<b>3847</b>	<b>37.7</b>	<b>59</b>	<b>8</b>	<b>14</b>	<b>11</b>	<b>25</b>

# • REDDIE FOOTBALL PLAYER BIOS •



## CHARLES GONSALVES

**KICKER**

5-10 • 170 • SR.-2L

McKINNEY, TEXAS

OKLAHOMA STATE UNIVERSITY

47

**2012:** Kicked three field goals and 5 extra points against Southeastern Oklahoma.

**2012:** Holds the HSU single-season record for PAT kicks with 63 . . . Led the GAC in scoring with 90 points . . . Averaged 48.4 yards per kickoff . . . Kicked a career-best three field goals against UAM.

**2011:** Mostly used for kickoffs averaging 57.1 yards per kick . . . Averaged 61.7 yards on 9 kicks against West Georgia .

**2010:** Redshirted.

**COLLEGE:** Transferred from Oklahoma State University.

**PREP:** A two-time selection for All-District honors at McKinney High School . . . As a senior he kicked 68 extra-points and 57 as a junior.

**PERSONAL:** Born May 22, 1991 . . . The son of Charlie and Cindy Gonsalves . . . Has one brother, Michael . . . Hobbies include fishing . . . Favorite professional team is the Atlanta Braves . . . Majoring in Athletic Training.

### GONSALVES' CAREER STATISTICS

Year	G	KO	YDS	AVG	TB	OB	PAT	FG
2011	10	50	2855	57.1	3	5	6-8	0-2
2012	11	93	4503	48.4	2	1	63-70	9-14
2013	4	39	2104	53.9	4	1	14-14	3-3
<b>TOTAL</b>	<b>25</b>	<b>182</b>	<b>9462</b>	<b>51.9</b>	<b>9</b>	<b>7</b>	<b>83-92</b>	<b>12-19</b>



## RICARDO MENDEZ

**LINEBACKER**

5-10 • 215 • SR.-1L

NOVATO, CALIF.

CABRILLO CC

48

**2013:** Led the team with nine tackles against McKendree.

**2012:** Ended the season with 25 tackles including 3.5 tackles for lost yardage . . . Had a season-best six tackles against Arkansas-Monticello . . . Scored a two points when returned a blocked extra-point against Southern Arkansas.

**COLLEGE:** Attended Cabrillo Community College . . . Earned All-Conference and All-State honors his senior season after having 84 tackles with 16 for a loss of yards, including six sacks . . . Recorded 64 tackles, 4.5 sacks and had a team-high 14.5 tackles for loss his freshman season and earned First-Team All-Coast Conference honors.



## JOSH DAVIS

**LINEBACKER**

5-11 • 215 • FR.-HS

EL DORADO, ARK.

EL DORADO HS

49

**2012:** Redshirted.

**PREP:** Lettered three seasons in football at El Dorado HS . . . Team won the Arkansas 6A State Championship in each of the years he lettered . . . As a senior, recorded 85 tackles, 18 of those for loss yardage, forced 11 fumbles, recovered one fumble, and picked off one pass . . . Named all-state, all-area, and all-conference in his senior year.

**PERSONAL:** Born February 24, 1994 . . . Son of Lachunda Davis . . . His favorite movie is "Friday Night Lights" . . . Lists Baltimore Ravens' linebacker Ray Lewis and Philadelphia Eagles' quarterback Mike Vick as his favorite athletes . . . Hobbies outside of football include reading and going to church . . . Credits his mom as the person he admires the most because of her perseverance . . . Intended major is Psychology.



## GLENNON BOBO

**LINEBACKER**

5-11 • 245 • JR.-2L

ASHDOWN, ARK.

ASHDOWN HS

50

**2013:** USA College Football Yearbook tabbed him as a Was a preseason honorable mention selection . . . Began the season with three tackles for lost yardage against Southern Nazarene.

**2012:** Earned second-team All-GAC honors . . . Had four solo tackles and two tackles for lost yardage against East Central . . . Also recorded three quarterback hurries against the Tigers . . . Recorded a season-best five tackles against Arkansas Tech.

**2011:** Played in 10 games and ended the season with 21 tackles . . . Had a season-best seven tackles against West Georgia . . . Compiled four tackles for lost yardage and three quarterback hurries . . . A member of the All-GAC Academic Honor Roll.

**2010:** Redshirted . . . Named HSU's Scout Team Player of the Week against Southeastern Oklahoma and North Alabama.

**PREP:** A- two-time All-Conference selection at Ashdown High School . . . Was team captain his senior year leading the team to a 10-2 record . . . Totaled 70 tackles and 15 tackles for losses . . . Also was an All-Conference selection in track.

**PERSONAL:** Born Sept. 29, 1992 . . . The son of Glenn Bobo and Shanta Ricks . . . Has three brothers, Glennon, Shontori, and Lemarckus . . . Enjoys working out in his spare time . . . Majoring in athletic training.

# • REDDIE FOOTBALL PLAYER BIOS •



## MARC GONZALES

**OFFENSIVE LINE**  
6-3 • 285 • JR.-Trf.  
LOS ANGELES, CALIF.  
EAST LA CC

51

**COLLEGE:** Was a two-time First-Team All-Conference pick from East LA CC . . . Voted Most Valuable Lineman while having 19 knockdown blocks in 2012.



## JONATHAN MITCHELL

**DEFENSIVE LINE**  
6-2 • 270 • SR.-1L  
ESCONDIDO, CALIF.  
PALOMAR COLLEGE

54



## BENNY THEYSEN

**DEFENSIVE LINE**  
6-0 • 270 • SR.-1L  
MIAMI, FLA.  
VENTURA COLLEGE


52

**2012:** Played in 10 games and had 10 total tackles . . . Had a season-best three stops against Southeastern Oklahoma.

**COLLEGE:** A transfer from Ventura College where he achieved the "Ray Mooshagian" Award and helped his team win seven of their 11 games during his sophomore season.

**PREP:** Lettered four years in football at Hialeah Miami Lakes High School, helping lead his team to a 6-4 record and 3<sup>rd</sup> place in their district . . . Was awarded All-North Dade County honors as well as the Danny Perez Trojan Pride Award(MVP).

**PERSONAL:** Born March 8, 1992 . . . The son of Robert and Adriana Theysen . . . Has three brothers, Roger, Rafeal, and Robert, and two sisters, Adriana and Stephanie . . . Enjoys playing sports, watching Sportscenter . . . Favorite athlete is Javon Kearse . . . His favorite professional team is the Miami Heat . . . Majoring in Physical Education.



## CHRIS HOLLAND

**LINEBACKER**  
6-3 • 200 • JR.-Trf.  
LAMAR, ARK.  
LAMAR HS

56

**2012:** Redshirt.

**PREP:** Lettered four years in football and track at Lamar High school . . . Earned First-team All-District and All-Conference honors and was a honorable mention All-State selection . . . Totaled 134 tackles his senior season including 84 solo stops.

**PERSONAL:** Born June 13, 1993 . . . The son of Jay and Kaylynn Holland . . . Enjoys hunting and fishing . . . His favorite professional team is the Denver Broncos . . . Majoring in Physical Education.



## BLAKE ROUSE

**LINEBACKER**  
5-11 • 200 • FR.-RS  
BALD KNOB, ARK.  
BALD KNOB HS

53

**PREP:** Lettered four years in football and baseball at Bald Knob High School . . . Was a three-time All-Conference selection and a honorable mention All-State selection his senior year . . . Had 136 tackles his senior year and 140 stops as a junior . . . Also lettered three years in basketball.

**PERSONAL:** Born Oct. 17, 1991 . . . The son of Burnis and Linda Rouse . . . Has two brothers, Forest and BJ, Rafeal, and one sisters, Whitney . . . Enjoys hunting and fishing. . . Majoring in kinesiology.



## DEVERON POWELL

**OFFENSIVE LINE**  
6-4 • 303 • FR.-RS  
HENDERSON, TEXAS  
HENDERSON HS

57

**2013:** Was part of an offensive line that was named the National Offensive Line of the Week by Beyond College Sports Network after Henderson totaled 855 yards of offense against Southern Nazarene.

**2012:** Played in every game and was part of an offensive line that led the nation in scoring.

**2011:** Redshirted.

**PREP:** Prepped at Henderson (Texas) High School where he lettered two years and earned All-District and All-East Texas honors.

**PERSONAL:** Born September 21, 1992 . . . The son of Scott and Regina Powell . . . Undecided on a major.

# • REDDIE FOOTBALL PLAYER BIOS •



## BRYANT HOUSE

**DEFENSIVE LINE**  
6-4 • 290 • SR.-TR  
MAUD, TEXAS  
TEXAS CHRISTIAN

58

**COLLEGE:** Spent four seasons at Texas Christian University including a redshirt year . . . Saw action in last year's game against Grambling.

**PREP:** Named a second-team all-state selection at defensive end . . . was also an honorable-mention pick on the offensive line . . . Posted 62 tackles, including eight for loss, with 14 quarterback hurries and eight pass break-ups . . . Recovered three fumbles and caused one . . . Totaled 78 knockdown blocks and 30 pancakes . . . Texarkana Gazette all-Northeast Texas . . . selected to the 2009 All-American Bowl . . . also lettered in basketball and track and field.

**PERSONAL:** Parents are Willie and Lillie House.



## ANDREI LUCACI

**DEFENSIVE LINE**  
6-2 • 284 • SO.-1L  
NASHVILLE, TENN.  
MONTGOMERY BELL ACADEMY


63

**2012:** Saw action in four games and had three tackles.

**2011:** Redshirted.

**PREP:** Attended Montgomery Bell Academy . . . Was an All-Conference and All Mid-State First-team selection his senior year . . . Participated in the East vs. West All-Star Game . . . Also lettered one year in baseball.

**PERSONAL:** Born January 14, 1993 . . . Son on Andrei Lucacu and Debra Glover . . . Favorite professional team is the Pittsburgh Steelers . . . Majoring in management.



## TOMMY JACKSON

**OFFENSIVE LINE**  
6-3 • 325 • SO.-1L  
NORTH LITTLE ROCK, ARK.  
NORTH LITTLE ROCK HS

59

**2012:** Saw limited action in a back-up role on the offensive line.

**2011:** Redshirted.



## ANTHONY BRISTER


**OFFENSIVE LINE**  
6-3 • 290 • FR.-RS  
HENDERSON, TEXAS  
HENDERSON HS

64

**2012:** Redshirted

**PREP:** Lettered in track and field in addition to football at Henderson High (Henderson, Texas)...In track and field, twice was a regional qualifier in the shot put...In football was named All-East Texas and second-team all-state as a senior...That same year, helped his team to an 11-3 record that resulted in a state semi-finalist finish...The year prior, he was a part of a 13-2 squad that won the state championship.

**PERSONAL:** Born September 29, 1994...Son of Johnny and Christy Stephens.



## JOHN MICHAEL MCGEE

**OFFENSIVE LINE**  
6-4 • 280 • FR.-TR  
TEXARKANA, TEXAS  
OKLAHOMA UNIVERSITY

60

**COLLEGE:** Signed with Oklahoma in 2012 despite having offers from Michigan, Notre Dame and Alabama, among others . . . Left Oklahoma in August of 2012 and attended Texarkana College.

**PREP:** Was the No. 12 guard in the country coming out of Texarkana, Texas, according to ESPN . . . Named U.S. Army All-American . . . Was also a four-star recruit by 247sports.com, four-star recruit by Scout.com, a four-star recruit by Rivals.com and was the No. 6 offensive guard in the country by Rivals.com . . . Was a three-time first-team All-District selection and a two-time All-State pick . . . Also lettered in track and basketball.

**PERSONAL:** Born May 24, 1994.



## RICKY GONZALES

**OFFENSIVE LINE**  
6-0 • 285 • SR.-3L  
CEDAR HILL, TEXAS  
CEDAR HILL HS

65

**2013:** Was part of an offensive line that was named the National Offensive Line of the Week by Beyond College Sports Network after Henderson totaled 855 yards of offense against Southern Nazarene.

**2012:** Was part of offensive unit that averages 50.4 points and 516.8 yards per game.

**2011:** Compiled a grade of 84 percent . . . Played in all 10 games.

**2010:** Played in four games . . . Ended year with a grade of 82 percent.

**PREP:** Two-time All-District selection at Cedar Hill High School . . . Helped lead team to a 12-1 record and a Class 7-5A District Championship . . . Also lettered three year in powerlifting where was a regional champion and state qualifier his senior season after bench pressing 400 pounds, while having a squat lift of 620 pounds and a dead lift of 580 pounds.

**PERSONAL:** Born August 25, 1992 . . . The son of Debbie Gonzales . . . Has one sister, DeAnnica . . . Hobbies include working out . . . Majoring in Business.

# • REDDIE FOOTBALL PLAYER BIOS •



## KELTON HAYS

### OFFENSIVE LINE

5-11 • 284 • SR.-3L

JONESVILLE, LA.

JENA HS

# 71

**2013:** Ranked as one of the top 10 centers in the country by D2Football.com . . . Was part of an offensive line that was named the National Offensive Line of the Week by Beyond College Sports Network after Henderson totaled 855 yards of offense against Southern Nazarene.

**2012:** A Third-Team Don Hansen All-American selections . . . Also named to the Daktronics All-Region Second-Team and Don Hansen's All-Region . . . First-Team . . . Earned First-Team All-GAC honors after anchoring an offensive unit that averages 50.4 points and 516.8 yards per game . . . Was a candidate for the Gene Upshaw Lineman of the Year . . . Named to the 2012-13 Great American Conference All- Academic Team.

**2011:** A member of the All-GAC Academic Honor Roll . . . Saw extensive playing time and ended the year with grade of 85 percent.

**2010:** Played in six games . . . Graded out at 78 percent against Southeastern Oklahoma . . . Was a member of the All-GSC Academic Honor Roll.

**2009:** Redshirted.

**PREP:** Was a three-sport athlete at Jena High School . . . Had 40 sol stops and 15 assisted tackles his senior year and earned All-District honors on both offense and defense . . . Also earned All-District honors as a center his junior year . . . Competed in track and power-lifting . . . A member of the FCA and National Honor Society.

**PERSONAL:** Born December 28, 1990 . . . The son of Chris and Nikki Clark . . . Has two brothers Kyle and Kaleb, and one sister, Kinley . . . Favorite professional team is the Pittsburgh Steelers . . . Majoring in business management.



## WILL YEAGER

### OFFENSIVE LINE

6-3 • 280 • FR.-RS

CROCKETT, TEXAS


LOVELADY HS

# 73

**2012:** Redshirted.

**PREP:** Was a three-sport athlete at Lovelady High School . . . Was a three-time All-District and a honorable mention All-State pick his senior year . . . Was a three-year letterman in baseball and lettered two years in basketball.

**PERSONAL:** Majoring in business management.



## BILLY COUCH

### OFFENSIVE TACKLE

6-2 • 300 • FR.-RS

GARFIELD, ARK.


ROGERS HERITAGE HS

# 74

**2012:** Redshirted.

**PREP:** Prepped at Rogers Heritage High School . . . Lettered three years in football and one year in track.

**PERSONAL:** Born June 1, 1993 . . . enjoys mountain bike riding, fishing, and playing video games . . . Majoring in sociology.



## GARRETT WHITLEY

### OFFENSIVE LINE

6-3 • 305 • FR.-RS

GLENWOOD, ARK.


CENTERPOINT HS

# 75

**2012:** Redshirted.

**PREP:** Lettered three years in football at Centerpoint High School . . . Recorded 18 tackles his senior season and earned All District honors in 2010.

**PERSONAL:** Born July 17, 1994 . . . Son of Terry and Lisa Whitley . . . Favorite sports team is the New England Patriots . . . Majoring in Physical Education.



## DOUG DESPAIN

### OFFENSIVE LINE

6-3 • 270 • SR.-3L

AUSTIN, TEXAS

LAKE TRAVIS HS


# 76

**2013:** Was part of an offensive line that was named the National Offensive Line of the Week by Beyond College Sports Network after Henderson totaled 855 yards of offense against Southern Nazarene.

**2012:** Was an honorable mention All-GAC selection.

**2011:** Graded out at 79 percent for the season . . . Played in six games.  
**2010:** Played in four games . . . Was named Scout Team Player of the Week for preparations against Delta State.

**PREP:** Helped lead Lake Travis High School to back to back state championships . . . Team went 16-0 his senior year . . . Earned academic all-district honors.



## R.J. TAYLOR

### OFFENSIVE LINE

6-0 • 290 • SR-3L

MOULTRIE, GA.

COLQUITT COUNTY HS

# 72

**2013:** Named preseason first-team All-American by Beyond College Sports Network . . . Was part of an offensive line that was named the National Offensive Line of the Week by Beyond College Sports Network after Henderson totaled 855 yards of offense against Southern Nazarene.

**2012:** Earned First-Team All-GAC honors after anchoring an offensive unit that averages 50.4 points and 516.8 yards per game.

**2011:** A starter on the offensive line . . . Has been a part of an offensive line that has averaged nearly 400 yards of offense and 31.5 points per game over the past three years.

**2010:** Participated in 21 plays and had a grade of 81% against ATU . . . Played six games and ended season with a grade of 84 percent . . . A member of the GSC Academic Honor Roll.

**PREP:** An All-Region selection as a junior and senior under Coach Rush Propst at Colquitt County High School.

**PERSONAL:** Born July 6, 1991 . . . Son of the late Ralph E. Taylor and Faye Taylor . . . Has one sister, Brittany . . . Favorite food is fried chicken . . . Majoring in finance.

# • REDDIE FOOTBALL PLAYER BIOS •




## JUSTIN CARPENTER

**OFFENSIVE LINE**  
6-4 • 290 • FR.-TR  
LONOKE, ARK.  
LONOKE HS

79

**COLLEGE:** Transfers from the University of Central Arkansas.

**PREP:** Was a three year starter at Lonoke High School where he was the team captain . . . Selected to the 2011 Hooten's Super Sonic Team and was a Hooten's/Farm Bureau Player of the Year finalist . . . A two-time Class 2-4A All-Conference selection, he helped guide Lonoke to the 2009 Class 4A State Championship Game.



## JAMES JACKSON

**WIDE RECEIVER**  
5-10 • 180 • FR.-RS  
BIRMINGHAM, ALA.  
BIRMINGHAM-CENTERPOINT HS

80

**2013:** Redshirted.

**PREP:** Prepped at Birmingham-Center Point High (Birmingham, Ala.) where he lettered in track in addition to football.

**PERSONAL:** Son of James Kendrick and Arquita Jackson...Step-father is Mitchell Love...His favorite professional sports team is the Miami Heat...Chad (Ochocinco) Johnson is listed as his favorite athlete...Hobbies outside of football include playing Xbox...His most memorable moment in sports was catching his first touchdown...Intended major is Athletic Training.



## DUSTIN HOLLAND

**WIDE RECEIVER**  
5-9 • 190 • JR.-2L  
BRYANT, ARK.  
BRYANT HS

81

**2013:** Had a seson-best 10 catches for 126 yards against East Central . . . Opened the season with three receptions for a team-high 124 yards including s 59-yard touchdown against Southern Nazarene.

**2012:** Grabbed 59 passes for 864 yards while earning First-Team All-GAC honors . . . Ranks as one of D2Football's top 25 receivers in the country . . . Had a career-high 10 receptions for 164 yards against Harding . . .Collected seven catches for 121 yards against Arkansas Tech.

**2011:** Played in 10 games and averaged 9.6 yards per catch . . . Totaled 17 receptions for 164 yards . . . Had a long of 38 yards against Southeastern Oklahoma . . . Lone touchdown came against the Savage Storm . . . Names HSU's Offensive Player of the Week against Harding after having three catches for 37 yards. **2010:** Redshirted.

**PREP:** A three-year letterman at Bryant High School playing for coach Paul Calley . . . A All-State selection his senior year after having 995 yards receiving on 45 receptions . . . Totaled 2,500 all-purpose yards with 11 touchdowns . . .Earned All-Conference honors both his junior and senior seasons . . . As a junior he totaled 1100 yards on 56 receptions and ended the year with 2000 all-purpose yards.

**PERSONAL:** Born December 2, 1987 . . . Son of Georgia Holland . . . He has four children . . . Enjoys spending time with his children and riding motorcross . . . Majoring in education.

### HOLLAND'S CAREER STATISTICS

Year	G	NO	YDS	AV/C	TD	LG	AV/G
2011	10	17	164	9.6	1	38	16.4
2012	10	49	761	15.5	4	48	76.1
2013	4	23	382	16.6	2	59	95.5
TOTAL	24	89	1307	14.7	7	59	54.4



## COREY CHAPPELL

**WIDE RECEIVER**  
5-7 • 160 • SO.-1L  
ROWLETT, TEXAS  
ROWLETT HS

82

**2013:** Scored a pair of touchdowns against McKendree . . . Caught a 43-yard strike for a score against the Bearcats.

**2012:** Caught his first collegiate touchdown pass against Arkansas-Monticello . . . Ended the year seven catches and 46 yards.

**PREP:** Three-sport athlete at Rowlett High (Rowlett, Texas)...In his senior season of track, he was the district champion in the 100m dash and was a part of district champion relay teams in the 4X100 and the 4X200...In football, he was second-team all-district and helped his team to a district co-championship as a senior.

**PERSONAL:** Born April 16, 1994...Son of Corey and Nicole Chappell...Has one brother, Keldrick...His favorite athlete is the Chicago Bear's Devin Hester, but his favorite professional football team is the Dallas Cowboys...Hobbies outside of football include dancing.

# • REDDIE FOOTBALL PLAYER BIOS •



## CHARLES PLASTER

**TIGHT END**  
6-2 • 245 • JR.-1L  
DALLAS, TEXAS  
CISCO CC

84

**COLLEGE:** Transferred from Cisco Community Collegewhere he had 110 yards on 12 receptions.

**PREP:** Lettered two years at Pearland High School.

**PERSONAL:** Born July 30, 1992 . . . Son of Sharon Cleland . . . Has one brother, Josh and two sisters, Juli and Kanoe . . . Majoring in business information systems.



## JOSH MILLER

**TIGHT END**  
6-2 • 250 • FR.-RS  
SHERIDAN, ARK.  
SHERIDAN HS

85



## CODY CLAYTON

**WIDE RECEIVER**  
5-7 • 155 • FR.-RS  
SULPHUR SPRINGS HS

87

**2012:** Redshirted.

**PREP:** Lettered three years at Sulphur Springs High School . . . Earned All-District 13-4A honors his junior and senior years . . . Passed for 1000 yards and rushed for 200 yards as senior and earned honorable mention All-State honors.

**PERSONAL:** Enjoys fishing, hunting, and riding ATV's . . . Majoring in business.



## RASHAD SHEPHERD


**WIDE RECEIVER**  
6-1 • 195 • FR.-RS  
CONWAY, ARK.  
CONWAY HS

88

**2012:** Redshirted.

**PREP:** Played two years at Conway high School . . . Was an all-conference selection his senior year after catching 49 passes for 701 yards.

**PERSONAL:** Born Sept. 13, 1994 . . . The son Yolanda McGehee . . . Enjoys texting . . . Majoring in business.



## JIMMY JEAN

**DEFENSIVE LINE**  
6-2 • 235 • JR.-TR.  
HOMESTEDAD, FLA.  
COLLEGE OF SEQUOIAS

90



## SAM JOHNSON

**DEFENSIVE LINE**  
6-4 • 250 • FR.-HS  
SAPULPA, OKLA.  
SAPULPA HS

91

**PREP:** Was an All-State defensive end at Sapulpa (Oklahoma) High School . . . Selected as the team captain . . . Named the Class 6A Iron Man of the Year . . . In 2012 he compiled 54 Tackles, 21 tackles for lost yardage and 6 sacks . . . Also had seven touchdown catches.




## RANDAL HOWARD

**DEFENSIVE LINE**  
6-2 • 240 • SO.-1L  
DALLAS, TEXAS  
LAKE DALLAS HS

93

**2012:** Played in all 13 games and ended the year with 13 tackles including 4.5 tackles for lost yardage . . . Lone sack came against Arkansas-Monticello . . . Also forced two fumbles and had a fumble recovery.



## GARY CLARK

**DEFENSIVE LINE**  
5-11 • 240 • SO.-RS  
LITTLE ROCK, ARK.  
N. LITTLE ROCK HS

94

# • REDDIE FOOTBALL PLAYER BIOS •



## NICK SIEDELHOFER

**DEFENSIVE LINE**  
6-2 • 285 • SR.-1L  
ORMOND BEACH, FLA.  
MERCED CC

95

**2012:** Played in all 11 games and ended the year with 14 tackles.

**COLLEGE:** Played two seasons at Merced Community College (Merced, Calif.)...Registered 10.5 sacks in two seasons and was named the team's Defensive MVP as a sophomore...Also named first-team all-conference in that sophomore season.

**PREP:** Prepped at Seabreeze High in Daytona Beach, Fla. where he lettered four years in football and wrestling...Totaled 14 sacks in his senior campaign en route being named third-team all-state...Named the team's defensive MVP in his time at SHS.

**PERSONAL:** Born July 3, 1991...Son of Scott Siedelhofer and Melinda Harris...Favorite professional football team is the New England Patriots and his favorite athlete is John Randle...Interests other than football include participating in competitive wrestling.



## DANIEL LYLES

**DEFENSIVE TACKLE**  
6-0 • 265 • SR.-3L  
DeRIDDER, LA.  
DeRIDDER HS

97


**2012:** Totaled 13 tackles including a season-best four stops against Harding . . . Compiled 3.5 tackles for lost yardage.

**2011:** Ended year with 18 tackles and 1.5 stops for lost yardage . . . Had a season-best four tackles against Delta State . . . Played in all 10 games.

**2010:** Played in 10 games . . . Had a season-high four tackles against South Alabama . . . Recorded a tackle for a loss against West Georgia . . . Named HSU's Defensive Player of the Game against Ouachita Baptist.

**PREP:** Lettered three years at DeRidder High School where he helped lead his team to a district championship . . . Played for Henderson Alum Eric Parmley . . . Earned All-District Honors.

**PERSONAL:** Born Sept. 7, 1992 . . . The son of Larry Lyles and Ann Stahlman . . . Has two brothers, Allen and Robert . . . Enjoys hunting and fishing . . . Favorite professional team is the New Orleans Saints . . . Majoring in sociology.



## CHRIS FLOWERS

**DEFENSIVE LINE**  
6-4 • 270 • SR.-TR  
LITTLE ROCK, ARK.  
CLARK ATLANTA UNIVERSITY

96

**COLLEGE:** Transferred to Henderson State from Clark Atlanta University . . . Also spent two seasons at Arkansas Baptist Community College.

**PREP:** Prepped at Little Rock Hall High School where he received All-District Honorable Mention honors.

**PERSONAL:** Born April 14, 1991 . . . Son of Tina Flowers . . . Has one sister, Jasmine.



## TREVON DEL RIO

**DEFENSIVE LINE**  
6-1 • 245 • FR.-RS  
LA MARQUE, TEXAS  
LA MARQUE HS

99

# FULL SPEED AHEAD

## REDDIE FOOTBALL ALL-TIME LONGEST PLAYS • PAGE 1

### PASS PLAYS

Yds	PLAYER (WR/QB)	OPPO.	YEAR
98	Marques Clark/Dane King	Harding	2005
95	Nick Johnson/Nick Hardesty	S. Ala.	2010
86	Drew Wilkins/Elgie Richards	Harding	1985
85	John Cornelius/Jerron Etherly	SAU	1990
85	Greg Williams/Kenny Fells		1982
82	Chad Luttrull/Chris Reil	UNA	2000
82	Elliot Hebert/Kevin Rodgers	SEOS	2012
82	Josh Sipho/Nick Hardesty	ATU	2009
80	Donald Bell/Dane King	UCA	2005
80	Keith Thacker/John Lindgren	SAU	1987
80	G. Manning/R. Charpentier	UAM	2008
79	Robert Jordan/Kevin Rodgers	SAU	2012
78	Robert Jordan/Kevin Rodgers	ECU	2012
78	Greg Godfrey/Garett Manning	OBU	2007
76	Sidney Stinson/Jerron Etherly	OBU	1990
76	Greg Williams/Kenny Fells	UAPB	1982
75	Greg Williams/Kenny Fells	SEOS	1982
75	Darius Davis/Kevin Rodgers	SEOS	2012
74	Raheim Alford/Ryan Black	UAM	2012
74	Greg Godfrey/R. Charpentier	SAU	2008
74	Steve Marshall/Todd Cooley	E.Texas	1994
74	Chris Smith/Garett Manning	ATU	2008
73	Drew Wilkins/Mike Nazarenko	Harding	1981
73	Drew Wilkins/Mike Nazarenko	UCA	1981
71	Brandon Jacola/Christenson	SE La.	2003
70	G. Manning/R. Charpentier	UCA	2008
69	Robert Jordan/Kevin Rodgers	UAM	2012
69	R. Espinoza/R. Charpentier	UWG	2008
69	Dewayne Wilkins/Mike Nazarenko	UCA	1981
68	Drew Wilkins/Elgie Richards	UCA	1984
68	D.C. McDonald/John Lindgren	ATU	1987
67	Elliot Hebert/Kevin Rodgers	Harding	2012
67	Robert Jordan/Kevin Rodgers	OBU	2011
67	Scott Young/Mike Nazarenko	Harding	1981
66	Chad Luttrull/Eric Guajardo	OBU	2000
66	George Lewis/Nick Hardesty	UAM	2009
66	Sean Stennis/Garett Manning	SAU	2007
65	Marques Clark/Dane King	Valdosta	2005
65	Greg Williams/Elgie Richards	UAM	1985
65	David Humphrey/Mike Nazarenko	SAU	1981
64	V. Stevenson/John Lindgren	UAM	1986
63	Nick Johnson/Nick Hardesty	UAM	2010
63	David Murphy/Joseph Smith	UAM	1998
63	G. Manning/R. Charpentier	Harding	2008
62	G. Manning/R. Charpentier	UAPB	2008
62	K.C. Hampton/Jimbo Rozar	UAM	1999
62	Kyle Preston/Gene Stubber	UAPB	1986
61	Bruce Bailey/Tommy Jumper	ATU	1990
61	D.C. McDonald/John Lindgren	UAM	1988
61	Chad Luttrull/Chris Reil	UNA	2000
60	Darius Davis/Kevin Rodgers	McK.	2012
60	Kendrick Tucker/J. Etherly	OBU	1990

### SCRIMMAGE RUSH

Yds	PLAYER	OPPO.	YEAR
94	Lawrence Texada	Southern Arkansas	1981
89	Lawrence Texada	Central State	1981
83	Troy Jackson	West Alabama	1995
83	Tony Hight	UA-Monticello	1986
80	Jarvis Smith	Ouachita Baptist	2012
80	Marvin Welch	West Alabama	1997
77	Rodney Stewart	West Georgia	2003
76	Blake Christenson	Southern Arkansas	2002
73	JuJu Harshaw	Delta State	1991
73	Sheldon Grant	West Alabama	1999
73	Bradford Bragg	Ouachita Baptist	1996
69	Jace Garrison	Arkansas Tech	2004
67	Keith Thacker	East Central Okla.	1987
66	Rodney Stewart	Valdosta State	2004
66	D.C. McDonald	Harding	1988
64	Stefon Ceaser	Southern Arkansas	2009
64	Eric Anderson	Central Arkansas	1999
64	Sidney Stinson	Jacksonville State	1993
62	Bradford Bragg	West Alabama	1998
62	Anthony Jenkins	NE Oklahoma	1992
62	Elgie Richards	UA-Monticello	1985
60	Kenny Fells	UA-Monticello	1984
60	Glenn Norris	Tarleton State	1985
60	Lawrence Texada	Southwestern Okla.	1981
59	Tony Hight	Central Arkansas	1985
58	Dexter Nelson	Arkansas Tech	1991
57	Terry Lanier	Southern Arkansas	1991
57	Johnny Cornelious	East Central Okla.	1990
57	Billy Willis	UA-Monticello	1990
57	D.C. McDonald	Arkansas Tech	1989
56	Greg Williams	Tarleton State	1985
55	Blake Christenson	Delta State	2004
54	Ricky Borkins		1983
54	Sidney Stinson	Ouachita Baptist	1992
54	Jarvis Smith	Arkansas Tech	2012
53	L. Johnson	Harding	1988
53	Tyrone Newton	Arkansas Tech	1996
51	Jarvis Smith	Southeastern Okla.	2011
51	Jace Garrison	West Alabama	2004
51	Sheldon Grant	Ouachita Baptist	1998
50	Kevin Austin	UA-Monticello	2005

### FIELD GOALS

YARDS	PLAYER	OPPONENT	YEAR
49	Bryan Woodard	North Alabama	2005
48	Bryan Woodard	Harding	2005
48	Larry Perrin	Southeastern Okla.	1981
47	Larry Perrin	Southwestern Okla.	1981
47	Keith Bryan	UA-Pine Bluff	1985
47	Craig Moses	West Georgia	1996
45	Bryan Woodard	Harding	2005
45	Bryan Woodard	Stephen F. Austin	2005
45	Zach Elbert	West Alabama	2002
45	Craig Moses	UA-Monticello	1996
45	Zolten Matrai	West Georgia	1998
45	Blake Allen	Harding	2009

### PUNTS

YARDS	PLAYER	OPPONENT	YEAR
79	Dakota Warren	Central Arkansas	2008
74	Chris Carter	Delta State	1991
72	Frank Pearson	Central Arkansas	1983
71	Larry Perrin	UA-Monticello	1982
70	Chris Carter	Angelo State	1992
68	Larry Perrin	Harding	1982
65	Larry Perrin	Southern Arkansas	1982
65	Chris Carter	Southern Arkansas	1993
65	Travis Stanley	West Georgia	2004
64	Richie Arthur	UA-Monticello	1986
64	Gus Malzahn	Southeast Okla.	1988
64	Gus Malzahn	Harding	1989
60	William Bray	vs Harding	1996

### FUMBLE RETURNS

YARDS	PLAYER	OPPONENT	YEAR
94	Ken Scroggins	Central Arkansas	1995
71	Korey Dixon	West Alabama	1995
68	A.D. Love	Miss. College	1995
61	Rickey Borkins	Harding	1982
59	B.K. Byrd	North Alabama	1999
57	Polete Buard	Delta State	1997
55	Colton Clay	Southern Arkansas	2009
51	Ricky Davis	West Alabama	2010
50	Chuck Obi	Southeastern Okla.	2012

### BLOCKED PUNT RETURNS

YARDS	PLAYER	OPPONENT	YEAR
51	Benny Anderson	West Alabama	2010
31	Shane Spina	Valdosta State	1994
13	Ed Square	Central Arkansas	1998

### KICK RETURNS

YARDS	PLAYER	OPPONENT	YEAR
97	Israel Valentin	East Central	2012
93	Darius Davis	South Alabama	2010
92	Israel Valentin	Arkansas Tech	2012
91	D.C. McDonald	Central Arkansas	1986
89	Daryl Jones	Arkansas Tech	1983
89	Daniel Hunter	Central Arkansas	1982
88	Kenny Fells	Harding	1984
84	Greg Godfrey	UA-Monticello	2007
82	Kaward Jolly	Ouachita Baptist	1990
81	Kaward Jolly	Southern Arkansas	1991
80	Greg Godfrey	Southern Arkansas	2008

### PUNT RETURNS

YARDS	PLAYER	OPPONENT	YEAR
95	John Evans	Southern Arkansas	2000
94	Jilm Golden	Harding	1960
91	Eric Anderson	West Georgia	1998
90	Sam Blocker	UA-Monticello	1999
89	Daniel Hunter	East Central	1989
89	Daryl Jones		1983
89	Daryl Jones	Central Arkansas	1984
86	D.C. McDonald	UA-Monticello	1986
85	Robert Jordan	Southeastern Okla.	2012
69	Robert Jordan	Southeastern Okla.	2012

### PASS INTERCEPTION RETURNS

YARDS	PLAYER	OPPONENT	YEAR
95	Devon Hughes	Southern Arkansas	2008
63	Dennis Johnson	UA-Monticello	1990
59	Chad Eley	Mississippi College	1993
56	Sedrick Howard	West Georgia	2000
56	Bryan Woodard	Harding	2005
54	Daniel Hunter	UA-Monticello	1982
49	Jabrayl Ward	Delta State	2005
46	A.D. Love	Mississippi College	1995
46	Joel Kirkpatrick	Southern Arkansas	1989
45	De. Robinson	North Alabama	2008
44	Vince Thompson	Southern Arkansas	2012
42	Shane Spina	Mississippi College	1995
40	John Butler	North Alabama	1998
32	Vince Thompson	Southwestern Okla.	2012
31	Daniel Hunter	SAU	1981
30	Jeremy Williams	Southwestern Okla.	2012

### BLOCKED PAT FOR A SCORE


YARDS	PLAYER	OPPONENT	YEAR
98	Ricardo Mendez	Southern Arkansas	2012



**No. 8: DARIUS DAVIS**  
**No. 3: ROBERT JORDAN**

# HENDERSON STATE

## REDDIE FOOTBALL RECORDS • PAGE 2



**TYRONE  
FOGLE**

### RUSHING YARDS LEADERS

SEASON					CAREER				
PLAYER	YEAR	TC	TD	YDS	PLAYER	YEARS	TC	TD	YARDS
1. Joe Smith	1974	269	10	1,409	1. Bernard Palmer	2005-08	747	35	3,408
2. Kenny Fells	1985	253	17	1,472	2. Blake Christenson	2001-04	720	45	3,181
3. Curtis Jones	1975	259	13	1,195	3. Kenny Fells	1982-85	646	37	3,105
4. Curtis Jones	1952	221	12	1,144	4. Joe Smith	1974-77	641	23	2,958
5. Anthony Jenkins	1992	176	7	1,126	5. Tommy Hart	1966-69	602	20	2,749
6. Blake Christenson	2003	233	13	1,115	6. Tyrone Fogle	1994-97	491	18	2,447
7. Calvin Goshen	1989	248	13	1,097	7. Arthur Burnett	2002-05	474	19	2,162
8. Blake Christenson	2002	208	17	1,030	8. Anthony Wright	1996-99	463	15	2,041
9. Tommy Hart	1969	186	7	1,007	9. Sidney Stinson	1990-93	286	10	1,789
10. Tommy Hart	1968	178	7	987	10. Billy Willis	1990-93	320	12	1,581



**NICK  
HARDESTY**

### PASSING YARDS LEADERS

SEASON						CAREER					
PLAYER	YEAR	A-C-I	PCT	TD	YDS	PLAYER	YEARS	A-C-I	PCT	TD	YARDS
1. Nick Hardesty	2010	507-320-10	.631	30	4,007	1. <b>Kevin Rodgers</b>	<b>2011-</b>	<b>624-405-22</b>	<b>.649</b>	<b>50</b>	<b>5,269</b>
2. Kevin Rodgers	2012	409-271-12	.663	41	4,002	2. Nick Hardesty	2009-10	659-404-14	.613	41	5,254
3. Roch Charpentier	2008	418-253-18	.605	25	3,157	3. Roch Charpentier	2007-09	621-362-29	.582	43	4,512
4. Dane King	2005	465-259-20	.557	16	2,719	4. John Lindgren	1986-89	649-327-41	.504	16	4,266
5. Chris Reil	2000	358-181-22	.506	16	2,477	5. Blake Christenson	2001-04	482-201-34	.417	17	3,059
6. John Lindgren	1989	232-128-5	.552	4	1,633	6. Tommy Hart	1966-69	430-215-37	.500	15	2,975
7. Garrett Manning	2006	202-119-12	.589	12	1,363	7. Dane King	2005	465-259-20	.557	16	2,719
8. John Lindgren	1987	182-92-9	.505	4	1,349	8. Garrett Manning	2005-08	364-204-23	.560	20	2,698
9. Mike Nazarenko	1981	203-78-10	.384	10	1,286	9. Chris Reil	2000	358-181-22	.506	16	2,477
10. Garrett Manning	2007	160-84-11	.525	8	1,266	10. Terry Blaylock	1973-75	300-138-22	.460	9	2,241



**ROBERT  
JORDAN**

### RECEIVING YARDS LEADERS


SEASON						CAREER					
PLAYER	YEAR	TC	TD	AVG.	YDS	PLAYER	YEARS	TC	TD	Avg.	YDS
1. Chad Luttrull	2000	92	14	16.4	1,505	1. Garrett Manning	2005-08	128	16	14.1	1,948
2. Garrett Manning	2008	76	10	15.9	1,209	2. Greg Williams	1982-85	72	10	24.4	1,759
3. Robert Jordan	2012	65	10	16.6	1,074	3. Chad Luttrull	2000	92	14	16.4	1,505
4. Dustin Holland	2012	59	4	14.6	864	4. <b>Robert Jordan</b>	<b>2011-</b>	<b>100</b>	<b>11</b>	<b>14.6</b>	<b>1,462</b>
5. Gus Robey	1966	52	5	15.9	825	5. Marques Clark	2005-06	92	11	15.8	1,456
6. Chris Evering	2010	58	7	14.1	819	6. Chris Evering	2009-10	91	14	15.7	1,427
7. Marques Clark	2006	43	5	17.6	756	7. Elliot Hebert	2008-12	104	12	12.5	1,304
8. Josh Sippo	2010	44	5	16.5	728	8. Gus Robey	1965-66	80	7	15.6	1,249
9. Marques Clark	2005	49	6	14.3	700	9. Greg Godfrey	2006-08	95	13	12.4	1,175
10. Sean McGrath	2010	55	4	11.9	656	10. Jim Morgan	1968-69	71	4	16.5	1,174



**DANE  
KING**

### TOTAL OFFENSIVE LEADERS

SEASON					CAREER				
PLAYER	YEAR	RUSH	PASS	TOTAL	PLAYER	YEARS	Rush	Pass	TOTAL
1. Nick Hardesty	2010	180	4,007	4,187	1. Blake Christenson	2001-04	3,181	3,059	6,240
2. Kevin Rodgers	2012	27	4,002	4,029	2. Tommy Hart	1966-69	2,749	2,975	5,724
3. Roch Charpentier	2008	78	3,157	3,235	3. Nick Hardesty	2009-10	277	5,254	5,531
4. Dane King	2005	16	2,719	2,735	4. <b>Kevin Rodgers</b>	<b>2011-</b>	<b>17</b>	<b>5,269</b>	<b>5,283</b>
5. Chris Reil	2000	-26	2,477	2,451	5. Kenny Fells	1982-85	3,105	2,030	5,135
6. Tommy Hart	1969	1,007	1,216	2,223	6. Roch Charpentier	2007-09	19	4,512	4,493
7. Tommy Hart	1968	987	1,062	2,049	7. Garrett Manning	2005-08	1,029	2,624	3,653
8. Blake Christenson	2003	1,115	838	1,953	8. John Lindgren	1986-89	-799	4,266	3,467
9. Garrett Manning	2006	617	1,363	1,980	9. Bernard Palmer	2005-08	3,408	0	3,408
10. Blake Christenson	2002	1,030	748	1,778	10. Bradford Bragg	1995-98	1,459	1,698	3,157



**BLAKE  
CHRISTENSON**

### SCORING LEADERS

SEASON					CAREER						
PLAYER	YEAR	TD	FG	PAT	TOTAL	PLAYER	YEARS	TD	FG	PAT	TOTAL
1. Blake Christenson	2002	17	0	1	104	1. Blake Christenson	2001-04	45	0	2	274
2. Kenny Fells	1985	17	0	0	102	2. Bo Adkisson	1974-77	0	41	119	239
3. Tommy Hart	1969	16	0	2	98	3. Tommy Hart	1966-69	39	0	1	236
4. Charles Gonsalves	2012	0	9	63	90	4. Kenny Fells	1982-85	39	0	0	234
4. Tommy Hart	1968	15	0	0	90	5. Bernard Palmer	2005-08	35	0	0	210
6. Keith Bryan	1985	0	19	30	87	6. Craig Moses	1993-96	0	30	91	181
7. Kevin Nichols	2012	14	0	1	86	7. Curtis Jones	1973-75	25	0	0	150
7. Lawrence Texada	1981	14	0	2	86	8. Zach Elbert	1999-02	0	20	89	149
9. Chad Luttrull	2000	14	0	0	84	9. Tyrone Fogle	1994-97	23	0	1	140
10. Calvin Goshen	1989	14	0	0	84	10. Joe Smith	1974-77	23	0	0	138

# FULL SPEED AHEAD

## REDDIE FOOTBALL RECORDS • PAGE 3

### RUSHING ATTEMPTS LEADERS

SEASON					CAREER				
PLAYER	YEAR	G	YDS	ATT.	PLAYER	YEARS	G	YDS	ATT.
1. Curtis Jones	1975	12	1,195	259	1. Bernard Palmer	2005-08	41	3,408	747
2. Kenny Fells	1985	12	1,472	253	2. Blake Christenson	2001-04	43	3,181	720
3. Calvin Goshen	1989	11	1,097	248	3. Kenny Fells	1982-85	42	3,105	646
4. Joe Smith	1974	13	1,267	241	4. Joe Smith	1974-77	46	2,958	641
5. Blake Christenson	2003	11	1,115	233	5. Tommy Hart	1966-69	34	2,749	602



**BERNARD PALMER**

### PASSES COMPLETED LEADERS

SEASON						CAREER					
PLAYER	YEAR	G	ATT.	INT.	COMP.	PLAYER	YEARS	G	ATT.	INT.	COMP.
1. Nick Hardesty	2010	11	507	10	320	1. Kevin Rodgers	2011-	18	624	22	405
2. Kevin Rodgers	2012	11	409	12	271	2. Nick Hardesty	2009-10	18	659	14	404
3. Dane King	2005	11	465	20	259	3. Roch Charpentier	2007-09	21	621	29	362
4. Roch Charpentier	2008	10	418	18	253	4. John Lindgren	1986-89	42	649	41	327
5. Chris Reil	2000	11	358	22	181	5. Dane King	2005	11	465	20	259



**KEVIN RODGERS**

### COMPLETION PERCENTAGE LEADERS

SEASON (MINIMUM 75 ATTEMPTS)					CAREER (MINIMUM 175 ATTEMPTS)				
PLAYER	YEAR	COMP.	ATT.	PCT.	PLAYER	YEARS	COMP.	ATT.	PCT.
1. Kevin Rodgers	2012	271	409	.663	1. Kevin Rodgers	2011-	405	624	.649
2. Nick Hardesty	2010	320	507	.631	2. Nick Hardesty	2009-10	404	659	.613
3. Roch Charpentier	2008	253	418	.605	3. Roch Charpentier	2007-09	362	621	.583
4. Garrett Manning	2006	119	202	.589	4. Garrett Manning	2005-	204	364	.560
5. Dane King	2005	259	465	.557	5. Dane King	2005	259	465	.557



**JAZZ SCOTT**

### RECEPTION LEADERS

SEASON					CAREER				
PLAYER	YEAR	G	CATCHES		PLAYER	YEARS	G	CATCHES	
1. Chad Luttrull	2000	11	92		1. Garrett Manning	2005-08	31	128	
2. Robert Jordan	2012	11	65		2. Jazz Scott	2007-11	40	114	
3. Garrett Manning	2008	10	76		3. Elliot Hebert	2008-12	39	104	
4. Dustin Holland	2012	11	59		4. Robert Jordan	2011-	21	100	
5. Jazz Scott	2010	11	59		5. Chad Luttrull	2000	11	92	
					5. Marques Clark	2005-06	21	92	

### PUNTING AVERAGE LEADERS

SEASON					CAREER				
PLAYER	YEAR	NO.	YARDS	AVG.	PLAYER	YEARS	NO.	YARDS	AVG.
1. Chris Carter	1992	57	2,486	43.6	1. Chris Carter	1990-93	221	9,264	41.9
2. Chris Carter	1993	53	2,305	43.5	2. Billy Miller	1971-73	165	6,666	40.4
3. Chris Carter	1991	58	2,435	42.0	3. Bo Adkisson	1974-77	221	8,710	39.4
4. Duane White	1979	49	2,049	41.8	4. Duane White	1978-80	168	6,613	39.4
5. Billy Miller	1973	67	2,787	41.7	5. Nate Van Cleave	2000-01	104	4,018	38.6



**CHRIS CARTER**

### PUNT RETURN AVERAGE LEADERS

SEASON (MINIMUM 10 RETURNS)					CAREER (MINIMUM 20 RETURNS)				
PLAYER	YEAR	NO.	YARDS	AVG.	PLAYER	YEARS	NO.	YARDS	AVG.
1. Kaward Jolly	1992	31	649	20.9	1. Lewis Pryor	1970-74	41	667	16.3
2. Greg Godfrey	2007	13	252	19.4	2. Robert Jordan	2011-	29	467	16.1
3. Robert Jordan	2012	26	456	17.5	3. Greg Godfrey	2006-08	55	882	16.0
4. Lewis Pryor	1974	30	505	16.8	4. Kaward Jolly	1989-92	96	1,313	13.7
5. Greg Godfrey	2008	20	319	15.9	5. Dwayne Cornelious	1974-75	23	301	13.1



**ISRAEL VALENTIN**

### KICKOFF RETURN AVERAGE LEADERS

SEASON (MINIMUM 10 RETURNS)					CAREER (MINIMUM 20 RETURNS)				
PLAYER	YEAR	NO.	YARDS	AVG.	PLAYER	YEAR	NO.	YARDS	AVG.
1. Israel Valentin	2012	10	339	33.9	1. Israel Valentin	2011-	21	598	28.5
2. Roy Green	1976	13	389	30.0	2. Lewis Pryor	1970-74	29	777	26.8
3. Darius Davis	2010	14	406	29.0	3. Greg Godfrey	2006-08	58	1,471	25.4
4. Greg Godfrey	2006	16	453	28.3	4. Roy Green	1975-78	51	1,193	23.4
5. D. Washington	2002	11	285	25.9	5. Eric Anderson	1996-99	34	761	22.4
					6. Elliot Hebert	2008-12	21	445	21.2

# HENDERSON STATE

## REDDIE FOOTBALL RECORDS • PAGE 4



**ALAN  
HOUSTON**

### TOTAL TACKLES

SEASON				CAREER			
PLAYER	YEAR	G	TACKLES	PLAYER	YEARS	G	TACKLES
1. Alan Houston	2002	11	122	1. Robert Thomas	1993-96	43	355
2. Robert Thomas	1996	11	120	2. Chad Eley	1990-93	41	338
3. Maxie Graham	2012	11	115	3. Terry Rogers	1979-82	40	322
4. Jon Jett	2004	10	112	4. Lee Daily	1995-98	43	302
5. Mark Mouton	2001	11	112	5. Jon Cockroft	2000-03	44	249
6. Keaton Stigger	2012	11	103	6. Earl Wilson	2001-04	42	226
7. Terry Rogers	1982	10	101	7. Alan Lambert	2003-05	29	215
8. Alan Lambert	2003	11	91	8. Devon Hughes	2005-08	41	194



**TAYLOR  
ALLOWAY**

### SOLO TACKLES

SEASON				CAREER			
PLAYER	YEAR	G	SOLO	PLAYER	YEARS	G	SOLO
1. Robert Thomas	1996	11	68	1. Robert Thomas	1993-96	43	201
2. Terry Rogers	1982	10	63	2. Terry Rogers	1979-82	40	195
2. Alan Houston	2002	11	63	3. Lee Daily	1996-99	43	164
4. Sedrick Howard	2001	11	58	3. A.D. Love	1994-97	43	133
5. Lee Daily	1996	11	58	4. Jon Cockroft	2000-03	44	126
5. Terry Rogers	1981	10	58				



**JAKE  
POOL**

### QUARTERBACK SACKS

SEASON				CAREER			
PLAYER	YEAR	G	SACKS	PLAYER	YEARS	G	SACKS
1. Terry Rogers	1981	10	15.0	1. Terry Rogers	1979-82	40	32.0
2. Terry Rogers	1982	10	12.0	2. Sam Carter	2005-07	32	17.0
3. Terry Rogers	1980	10	7.0	3. Polete Buard	1995-96	22	10.5
3. Sam Carter	2007	10	7.0	3. Zach Pettigrew	2001-04	43	10.5

### TACKLES FOR LOSS


SEASON				CAREER			
PLAYER	YEAR	G	TFL	PLAYER	YEARS	G	TFL
1. Terry Rogers	1981	10	21.0	1. Terry Rogers	1979-82	40	50
2. Terry Rogers	1982	10	19.0	2. Sam Carter	2005-07	32	33.5
3. Brandon Sims	2000	11	17.0	3. Zach Pettigrew	2001-04	43	26
4. Robbie Aldridge	2011	10	15.0	4. Brandon Sims	1999-00	20	25
5. Glennon Bobo	2012	11	13.5	5. Antonio Leak	2009-2011	20	24.5



**SEDRICK  
HOWARD**

### FUMBLE RECOVERIES

SEASON				CAREER			
PLAYER	YEAR	G	FR	PLAYER	YEARS	G	FR
1. Terry Rogers	1981	10	8	1. Terry Rogers	1979-82	40	14
2. Darrell Burnett	2006	10	4	2. Jon Jett	2003-04	21	5
3. Jon Jett	2003	11	3	3. Mark Mouton	2000-01	18	4
4. D.J. Papillion	2007	10	3	4. Cedrick Howard	2000-01	22	4
4. Corey Shaw	2001	11	3	5. Corey Shaw	2001-03	22	3
4. Terry Rogers	1982	10	3				



**ROY  
GREEN**

### PASS BREAK-UPS

SEASON				CAREER			
PLAYER	YEAR	G	PBR	PLAYER	YEARS	G	PBR
1. Devon Hughes	2006	11	22	1. Devon Hughes	2005-08	42	61
2. Devon Hughes	2007	10	19	2. Robert Thomas	1993-96	43	24
2. Devon Hughes	2008	10	19	3. <b>Wesley Brady</b>	<b>2010-</b>	<b>29</b>	<b>18</b>
4. Reggie Howard	1996	11	13	4. <b>Keaton Stigger</b>	<b>2011-</b>	<b>21</b>	<b>16</b>
5. Robert Thomas	1996	11	9	5. <b>Vince Thompson</b>	<b>2010-</b>	<b>29</b>	<b>15</b>

### INTERCEPTIONS


SEASON				CAREER			
PLAYER	YEAR	G	INT.	PLAYER	YEARS	G	INT.
1. Stan Parris	1967	9	9	1. Stan Parris	1967-70	40	31
2. Stan Parris	1968	11	9	2. Roy Green	1975-78	43	23
3. Roy Green	1978	10	9	3. Marvell Burgess	1983-86	42	19
4. Stan Riner	1978	10	8	4. Tracy Tillar	1990-93	41	15
5. Stan Parris	1970	10	7	5. Daniel Hunter	1980-83	41	15

# FULL SPEED AHEAD

## REDDIE FOOTBALL RECORDS • PAGE 5

### TOUCHDOWN RUSHING LEADERS


SEASON				CAREER			
PLAYER	YEAR	G	TD	PLAYER	YEARS	G	TD
1. Blake Christenson	2002	11	17	1. Blake Christenson	2001-04	43	45
1. Kenny Fells	1985	12	17	2. Kenny Fells	1986-89	41	37
3. Kevin Nichols	2012	11	13	3. Bernard Palmer	2005-08	42	35
3. Curtis Jones	1975	12	13	4. Joe Smith	1966-69	39	23
3. Arthur Burnett	2003	11	13	5. Calvin Goshen	1986-89	41	20
3. Blake Christenson	2003	11	13	5. Tommy Hart	1966-69	39	20
3. Calvin Goshen	1989	11	13	7. Jarvis Smith	2011-12	21	19
3. Lawrence Texada	1981	10	13				



**ARTHUR BURNETT**

### TOUCHDOWN PASSING LEADERS


SEASON				CAREER			
PLAYER	YEAR	G	TD	PLAYER	YEARS	G	TD
1. Kevin Rodgers	2012	11	41	1. <i>Kevin Rodgers</i>	<i>2011-</i>	<i>18</i>	<i>50</i>
2. Nick Hardesty	2010	11	30	2. Roch Charpentier	2007-09	21	43
3. Roch Charpentier	2008	10	25	3. Nick Hardesty	2009-10	18	41
4. Dane King	2005	11	16	4. Garrett Manning	2005-08	31	20
4. Chris Reil	2000	11	16	5. Blake Christenson	2001-04	43	17



**ROCH CHARPENTIER**

### TOUCHDOWN RECEPTION LEADERS

SEASON				CAREER			
PLAYER	YEAR	G	TD	PLAYER	YEARS	G	TD
1. Chad Luttrull	2000	11	14	1. Garrett Manning	2005-08	31	16
2. Robert Jordan	2012	11	10	2. Chris Evering	2009-10	20	14
2. Garrett Manning	2008	10	10	2. Chad Luttrull	2000	11	14
4. Darius Davis	2012	11	9	4. <i>Darius Davis</i>	<i>2009-</i>	<i>22</i>	<i>13</i>
5. Elliot Hebert	2012	9	8	4. Greg Godfrey	2006-08	31	13
5. Ricky Patton	1977	11	8	6. Elliot Hebert	2008-12	39	12
				7. <i>Robert Jordan</i>	<i>2011-</i>	<i>21</i>	<i>11</i>



**DAVID MARTIN**

### FIELD GOAL LEADERS

SEASON					CAREER				
PLAYER	YEAR	PCT.	AT	MADE	PLAYER	YEARS	PCT.	AT	MADE
1. Keith Bryan	1985	.760	25	19	1. Bo Adkisson	1974-77	.745	55	41
2. Bo Adkisson	1977	.765	17	13	2. Craig Moses	1993-96	.667	45	30
3. Bryan Woodard	2005	.650	20	13	3. Keith Bryan	1984-85	.767	30	23
4. Bo Adkisson	1976	.706	17	12	4. Zach Elbert	1999-02	.667	30	20
5. Eric Torres	2010	.647	17	11	4. David Martin	1988-89	.556	36	20

### EXTRA-POINT LEADERS

SEASON					CAREER				
PLAYER	YEAR	PCT.	AT	MADE	PLAYER	YEARS	PCT.	AT	MADE
1. Charles Gonsalves	2012	.900	70	63	1. Bo Adkisson	1974-77	.799	149	119
2. Eric Torres	2010	.940	47	50	2. Craig Moses	1993-96	.919	99	91
3. Justin Putnam	2008	.907	43	39	3. Zach Elbert	1999-02	.947	94	89
4. Bo Adkisson	1974	.830	47	39	4. <i>Charles Gonsalves</i>	<i>2011-</i>	<i>.885</i>	<i>78</i>	<i>69</i>
5. Blake Allen	2009	.946	37	35	5. Bryon Mattox	2003,07	.824	57	47

### TEAM RECORDS

TEAM RUSHING	TOTAL OFFENSE	RUSHING DEFENSE	TOTAL DEFENSE	LARGEST MARGIN OF VICTORY
2003 ..... 321.0	2012 ..... 516.8	1975 ..... 77.7	1975 ..... 168.5	1932 vs Arkansas College 99-0 99
2004 ..... 299.9	2010 ..... 462.6	1974 ..... 84.0	1974 ..... 172.1	1909 vs Centenary 83-0 83
1985 ..... 294.0	2008 ..... 448.1	1973 ..... 91.6	1976 ..... 173.0	1913 vs Arkansas College 82-0 82
2002 ..... 290.5	2003 ..... 403.7	2006 ..... 104.5	1983 ..... 186.6	1924 vs Arkansas College 81-0 81
1991 ..... 262.8	2004 ..... 385.9	1976 ..... 115.0	1973 ..... 190.7	2012 vs UA-Monticello 71-0 71
	2009 ..... 382.6			1931 vs Harding 72-6 66
				1930 vs. El Dorado JC 68-0 68
				1934 vs UA-Monticello 65-0 65
				1908 vs Hendrix 65-0 65
TEAM PASSING	TEAM SCORING	PASSING DEFENSE	SCORING DEFENSE	LARGEST MARGIN OF DEFEAT
2012 ..... 377.6	<b>*2012 ..554: 50.4</b>	1976 ..... 58.0	1976 ..... 35: 3.5	1919 vs Hendrix 128-0 128
2010 ..... 368.3	2010 .... 388: 35.3	1963 ..... 70.5	1930 ..... 33: 3.6	1915 vs Vanderbilt 100-0 100
2008 ..... 330.1	2008 .... 328: 32.8	1970 ..... 72.2	1928 ..... 38: 4.2	1956 vs Louisiana College 73-0 73
2000 ..... 272.2	2009 .... 312: 31.2	1965 ..... 73.3	1974 ..... 89: 6.8	1919 vs OBU 66-0 66
2005 ..... 260.6	2007 .... 291: 29.1	1969 ..... 86.1	1975 ..... 89: 7.4	1910 vs Arkansas 63-0 63
2009 ..... 217.2	2006 ..... 310: 28.2		(Min. of 9 Games)	2000 vs Southern Arkansas 86-27 59
2007 ..... 215.3	<i>*led NCAA D2</i>			

# HENDERSON STATE

## REDDIE ALL-TIME TOP PERFORMANCES • PAGE 6

### 100 YARD RUSHING GAMES (Since 1991)

YARDS	PLAYER	OPPONENT	YEAR
234	Blake Christenson	Southern Arkansas	2002
211	Blake Christenson	West Alabama	2002
194	Sidney Stinson	Livingston	1993
<b>191</b>	<b>Jarvis Smith</b>	<b>Ouachita Baptist</b>	<b>2012</b>
191	Bernard Palmer	West Alabama	2005
183	Jarvis Smith	West Georgia	2011
181	Jayvian Johnson	Southern Arkansas	2002
180	Blake Christenson	UA-Monticello	2002
177	Anthony Jenkins	Northeastern Okla.	1992
177	Anthony Wright	UA-Monticello	1996
173	Dexter Nelson	Southern Arkansas	1991
171	Stefon Ceaser	Southern Arkansas	2009
171	Kenard Springer	Harding	2009
170	Anthony Jenkins	Ouachita Baptist	1992
163	Jarvis Smith	East Central	2011
162	Blake Christenson	UA-Monticello	2003
160	Tyrone Fogle	Livingston	1994
<b>155</b>	<b>Jarvis Smith</b>	<b>Arkansas Tech</b>	<b>2012</b>
155	Bernard Palmer	Harding	2007
151	Blake Christenson	Delta State	2004
151	Bernard Palmer	Ouachita Baptist	2006
148	Jayvian Johnson	Harding	2002
147	Arthur Burnett	Central Arkansas	2003
146	Jace Garrison	Arkansas Tech	2004
146	Anthony Jenkins	Delta State	1992
146	Sidney Stinson	UA-Pine Bluff	1993
145	Blake Christenson	Central Arkansas	2003
145	JuJu Harshaw	Central Arkansas	1991
144	Anthony Jenkins	Arkansas Tech	1992
144	Bernard Palmer	Southern Arkansas	2005
141	Blake Christenson	Ouachita Baptist	2003
140	Tyrone Fogle	Southern Arkansas	1995
140	Troy Jackson	West Alabama	1995
140	Blake Christenson	UA-Monticello	2001
135	Billy Willis	Delta State	1993
134	Israel Valentin	Southeastern Okla.	2011
134	Bradford Bragg	West Alabama	1998
134	Blake Christenson	Ouachita Baptist	2002
133	Bradford Bragg	UA-Monticello	1996
132	Blake Christenson	Valdosta State	2004
132	Tyrone Fogle vs	Delta State	1995
131	Bernard Palmer	Ouachita Baptist	2007
130	Bernard Palmer	UA-Monticello	2007
130	Blake Christenson	West Georgia	2004
130	Blake Christenson	West Georgia	2003
130	Tyrone Fogle vs	Central Arkansas	1995
130	Marvin Welch	Delta State	1997
130	Tyrone Fogle	UA-Monticello	1997
129	Rodney Stewart	North Alabama	2004
127	Kenard Springer	UA-Monticello	2009
125	Arthur Burnett	Southeastern La.	2003
123	Blake Christenson	West Alabama	2004
123	Stefon Ceaser	North Alabama	2009
120	Bernard Palmer	Arkansas Tech	2008
<b>119</b>	<b>Jarvis Smith</b>	<b>UA-Monticello</b>	<b>2012</b>
116	Rodney Stewart	West Georgia	2003
115	Elliot Hebert	West Georgia	2010
115	Blake Christenson	Delta State	2003
113	Arthur Burnett	Arkansas Tech	2003
110	Scotty Wilson	West Alabama	2003
107	Blake Christenson	West Alabama	2003
<b>106</b>	<b>Kevin Nichols</b>	<b>Southwestern Okla.</b>	<b>2012</b>
105	Jarvis Smith	Southeastern Okla.	2011
105	Terrance Jackson	Delta State	2010
104	Jace Garrison	North Alabama	2004
103	Arthur Burnett	Harding	2003
102	Rodney Stewart	Valdosta State	2004
101	Bernard Palmer	Southern Arkansas	2007

### 300 YARD PASSING GAMES (Since 1991)



**KEVIN RODGERS**

YARDS	PLAYER	OPPONENT	YEAR
579	Chris Reil	Arkansas Tech	2000
521	Nick Hardesty	Arkansas Tech	2010
<b>518</b>	<b>Kevin Rodgers</b>	<b>Southern Arkansas</b>	<b>2012</b>
<b>466</b>	<b>Kevin Rodgers</b>	<b>Harding</b>	<b>2012</b>
465	Roch Charpentier	UA-Monticello	2008
448	Nick Hardesty	Harding	2010
438	Roch Charpentier	Ouachita Baptist	2008
<b>422</b>	<b>Kevin Rodgers</b>	<b>McKendree</b>	<b>2012</b>
420	Nick Hardesty	Ouachita Baptist	2010
415	Nick Hardesty	West Alabama	2010
415	Nick Hardesty	UA-Monticello	2010
<b>412</b>	<b>Kevin Rodgers</b>	<b>Missouri Western</b>	<b>2012</b>
400	Roch Charpentier	Southern Arkansas	2007
386	Dane King	Valdosta State	2005
<b>381</b>	<b>Kevin Rodgers</b>	<b>Arkansas Tech</b>	<b>2012</b>
<b>378</b>	<b>Kevin Rodgers</b>	<b>East Central</b>	<b>2012</b>
373	Dane King	Arkansas Tech	2005
<b>360</b>	<b>Kevin Rodgers</b>	<b>Southern Nazarene</b>	<b>2012</b>
359	Nick Hardesty	South Alabama	2010
355	Nick Hardesty	Southeastern Okla.	2010
352	Roch Charpentier	UA-Pine Bluff	2008
347	Dane King	Central Arkansas	2005
342	Roch Charpentier	West Georgia	2008
<b>332</b>	<b>Kevin Rodgers</b>	<b>Ouachita Baptist</b>	<b>2011</b>
327	Roch Charpentier	Harding	2008
<b>326</b>	<b>Kevin Rodgers</b>	<b>UA-Monticello</b>	<b>2012</b>
317	Nick Hardesty	Southern Arkansas	2010
313	Chris Reil	Southern Arkansas	2000
305	Chris Reil	Harding	2000
305	Chris Reil	Harding	2000



**ROCH CHARPENTIER**

### 100 YARD RECEIVING GAMES (Since 1991)



**ELLIOT HEBERT**

YARDS	PLAYER	OPPONENT	YEAR
352	Chad Luttrull	Arkansas Tech	2000
265	Garett Manning	UA-Monticello	2008
226	Chad Luttrull	Harding	2000
189	Garett Manning	Harding	2008
<b>173</b>	<b>Robert Jordan</b>	<b>Southern Arkansas</b>	<b>2012</b>
166	Marques Clark	Valdosta State	2005
<b>164</b>	<b>Dustin Holland</b>	<b>Harding</b>	<b>2012</b>
163	Chad Luttrull	North Alabama	2000
159	Garett Manning	Southern Arkansas	2007
158	Eric Anderson	West Georgia	1999
152	Josh Sippo	Arkansas Tech	2009
151	Chad Luttrull	Southern Arkansas	2000
<b>143</b>	<b>Robert Jordan</b>	<b>UA-Monticello</b>	<b>2012</b>
138	Chris Evering	Arkansas Tech	2010
138	Garett Manning	Ouachita Baptist	2008
138	Chad Luttrull	Valdosta State	2000
135	Lance Smith	UA-Monticello	2003
131	Donald Bell	Central Arkansas	2005
130	Sean McGrath	West Georgia	2010
129	Lance Smith	West Georgia	2003
<b>128</b>	<b>Robert Jordan</b>	<b>Southern Nazarene</b>	<b>2012</b>
127	Chris Evering	West Alabama	2010
127	David Murphy	UA-Monticello	1998
<b>125</b>	<b>Robert Jordan</b>	<b>Missouri Western</b>	<b>2012</b>
124	Garett Manning	Southern Arkansas	2008
124	Chad Luttrull	Delta State	2000
<b>121</b>	<b>Dustin Holland</b>	<b>Arkansas Tech</b>	<b>2012</b>
121	Robert Jordan	Delta State	2011
<b>120</b>	<b>Robert Jordan</b>	<b>East Central</b>	<b>2012</b>
120	Chris Evering	Southeastern Okla.	2009
119	Josh Sippo	Harding	2010
118	Marques Clark	Harding	2005
117	Marques Clark	West Alabama	2006
115	Chris Evering	Ouachita Baptist	2010
114	Garett Manning	UA-Pine Bluff	2008
113	Jazz Scott	Harding	2010
113	Josh Sippo	Southeastern Okla.	2010
110	Josh Sippo	West Georgia	2009
109	Kevin Austin	Arkansas Tech	2007
<b>108</b>	<b>Robert Jordan</b>	<b>McKendree</b>	<b>2012</b>
<b>107</b>	<b>Elliot Hebert</b>	<b>Harding</b>	<b>2012</b>
107	Greg Godfrey	Texas College	2007
106	Chris Evering	Harding	2010
106	Garett Manning	West Alabama	2005
106	Steve Marshall	East Texas State	1994
106	Chad Luttrull	West Georgia	2000
<b>105</b>	<b>Elliot Hebert</b>	<b>Arkansas Tech</b>	<b>2012</b>
104	Nick Johnson	UA-Monticello	2010
<b>103</b>	<b>Dustin Holland</b>	<b>Missouri Western</b>	<b>2012</b>
103	Chad Luttrull	UA-Monticello	2000
101	Elliot Hebert	Ouachita Baptist	2011
101	Jace Garrison	Southern Arkansas	2004
<b>100</b>	<b>Elliot Hebert</b>	<b>Southeastern Okla.</b>	<b>2012</b>
<b>100</b>	<b>Labroderick Barnett</b>	<b>Southern Nazarene</b>	<b>2012</b>

# HENDERSON STATE

## COACHING RECORDS • PAGE 7



SCOTT MAXFIELD



DUKE WELLS

Years	Coach	Years	W	L	T	Pct.
2005-	Scott Maxfield	8	49	35	0	.583
2001-04	Jesse Branch	4	12	31	0	.279
1999-00	Patrick Nix	2	3	19	0	.136
1994-98	Ronnie Kerr	5	19	34	1	.361
1990-93	Ken Turner	4	17	21	3	.451
1971-89	Sporty Carpenter	19	119	76	5	.608
1967-70	Clyde Berry	4	26	14	0	.650
1962-66	Jim Mack Sawyer	5	19	26	3	.427
1941-61	Duke Wells	18	73	78	11	.484
1940	Tom Murphy	1	3	5	1	.389
1939	Lloyd Grow	1	4	4	1	.500
1935-38	Solon Sudduth	4	8	22	2	.281
1931-34	Bo Sherman	4	21	7	0	.750
1925-30	Bo Rowland	6	39	10	4	.774
1919	Bill Watson	1	1	4	1	.250
1907-24	Jimmy Haygood	17	49	52	9	.486
1906	J.H. Lassiter	1	2	0	1	.833
1905	J.B. Webster	1	2	1	0	.667



KEN TURNER



JESSE BRANCH

## HENDERSON STATE CHAMPIONSHIPS

### NCAA DIVISION II

YEAR	COACH	W	L	T	TITLE
2012	Scott Maxfield	10	1	0	Great American Conference
2010	Scott Maxfield	7	4	0	Gulf South Conference

### NAIA

YEAR	COACH	W	L	T	TITLE
1985	Sporty Carpenter	9	3	0	Arkansas Intercollegiate
1977	Sporty Carpenter	9	2	0	Arkansas Intercollegiate
1975	Sporty Carpenter	11	1	0	Arkansas Intercollegiate
1974	Sporty Carpenter	11	2	0	Arkansas Intercollegiate
1973	Sporty Carpenter	10	1	0	Arkansas Intercollegiate
1969	Clyde Berry	8	2	0	Arkansas Intercollegiate
1963	Jim Mack Sawyer	8	1	1	Arkansas Intercollegiate
1959	Duke Wells	6	2	1	Arkansas Intercollegiate
1950	Duke Wells	6	1	2	Arkansas Intercollegiate
1934	Eugene Sherman	5	2	0	Arkansas Intercollegiate
1933	Eugene Sherman	7	1	0	Arkansas Intercollegiate
1932	Eugene Sherman	7	1	0	Arkansas Intercollegiate
1930	Bo Rowland	8	1	0	Arkansas Association
1929	Bo Rowland	6	1	1	Arkansas Association
1928	Bo Rowland	8	0	1	Arkansas Association
1927	Bo Rowland	7	0	1	Arkansas Association
1910	Jimmy Haygood	2	2	1	Arkansas State
1909	Jimmy Haygood	4	2	1	Arkansas State
1908	Jimmy Haygood	4	2	0	Arkansas State
1907	Jimmy Haygood	3	2	0	Arkansas State



SPORTY CARPENTER



BO ROWLAND



EUGENE SHERMAN



JIM MACK SAWYER



JIMMY HAYGOOD



CLYDE BERRY

## HENDERSON STATE IN THE NATIONAL RANKINGS (END OF SEASON)

YEAR	REC.	POLL	RANKING	1989	7-4	NAIA	No. 15	1974	11-2	NAIA	No. 2
2012	10-1	D2Football	No. 9	1987	5-5	NAIA	No. 18			Associated Press	No. 11
		AFCA	No. 11	1985	9-3	NAIA	No. 7			CARR	No. 16
2007	7-3	Lindy's	No. 23	1981	8-3	NAIA	No. 17	1973	10-1	NAIA	No. 7
		College Sports Report	No. 23	1978	7-2-1	NAIA	No. 16			Associated Press	No. 15
2006	8-3	AFCA	No. 25	1977	9-2	NAIA	No. 9				
		Don Hansen	No. 17	1976	8-2	NAIA	No. 8				
		Dopke.com	No. 22	1975	11-1	NAIA	No. 2				
1996	5-6	NCAA Division II	No. 20			Associated Press	No. 11				

# HENDERSON STATE

## SERIES RECORDS VS. 2013 OPPONENTS • PAGE 8



### SOUTHERN NAZARENE

#### HSU LEADS 1-0

HSU IS 1-0 AT HOME

YEAR	WINNER	LOSER	SITE
2012	HSU 63	SNU 21	H



### MCKENDREE

#### HSU LEADS 2-0

HSU IS 1-0 AT HOME

YEAR	WINNER	LOSER	SITE
2011	HSU 16	MU 10	H
2012	HSU 47	MU 24	A



### SOUTHEASTERN OKLAHOMA

#### HSU LEADS 17-6

HSU IS 7-2 AT HOME

HSU IS 10-4 AT SOSU

YEAR	WINNER	LOSER	SITE
1922	SOSU 12	HSU 0	A
1932	HSU 14	SOSU 13	H
1933	HSU 39	SOSU 14	A
1934	SOSU 9	HSU 7	A
1935	SOSU 7	HSU 6	H
1968	HSU 28	SOSU 27	H
1969	HSU 28	SOSU 20	A
1970	HSU 13	SOSU 7	H
1971	HSU 13	SOSU 7	A
1975	HSU 35	SOSU 23	A
1976	HSU 20	SOSU 0	A
1977	HSU 24	SOSU 10	A
1978	HSU 28	SOSU 15	A
1979	HSU 27	SOSU 7	H
1980	SOSU 32	HSU 14	H
1981*	HSU 26	SOSU 17	A
1982*	HSU 35	SOSU 7	H
1983	HSU 21	SOSU 14	A
1989	SOSU 17	HSU 8	A
2009	SOSU 54	HSU 38	A
2010	HSU 44	SOSU 13	H
2011	HSU 30	SOSU 14	A
2012	HSU 56	SOSU 20	H



### EAST CENTRAL OKLAHOMA

#### HSU LEADS 13-10-1

HSU IS 10-2 AT HOME

HSU IS 2-8-1 AT ECO

NEUTRAL: HSU IS 1-0

YEAR	WINNER	LOSER	SITE
1928	HSU 31	ECO 0	H
1940	ECO 14	HSU 0	A
1941	ECO 18	HSU 7	H
1945	ECO 27	HSU 7	A
1946	HSU 19	ECO 12	H
1960	ECO 35	HSU 12	A
1975	HSU 27	ECO 14	N
1977	ECO 21	HSU 3	A
1978	HSU 48	ECO 0	H
1979	ECO 21	HSU 14	A
1980	HSU 27	ECO 14	H
1982	ECO 40	HSU 20	A
1983	ECO 34	HSU 19	H
1984	ECO 31	HSU 6	A
1985	HSU 55	ECO 28	H
1986	ECO 10	HSU 0	A
1987	HSU 16	ECO 10	A
1988	HSU 24	ECO 21	H
1989	HSU 18	ECO 17	A
1990	HSU 42	ECO 14	H
1991 (T)	HSU 17	ECO 17	A
1992	HSU 21	ECO 10	H
2011	HSU 42	ECO 41	H
2012	HSU 49	ECO 14	H



### NORTHWESTERN OKLAHOMA

#### NWOSU LEADS 1-0

YEAR	WINNER	LOSER	SITE
2002	NWO 56	HSU 7	H



### SOUTHWESTERN OKLAHOMA

#### HSU LEADS 3-2

HSU IS 2-1 AT HOME

HSU IS 1-1 AT WSOSU

YEAR	WINNER	LOSER	SITE
1933	HSU 39	SWO 14	H
1980	SWO 24	HSU 0	A
1981	HSU 31	SWO 16	H
2011	SWO 17	HSU 13	H
2012	HSU 50	SWO 22	A



### ARKANSAS TECH

#### ATU LEADS 42-41-5

HSU IS 18-23-2 AT ATU

HSU IS 19-19-3 AT HOME

NEUTRAL: HSU IS 4-0

YEAR	WINNER	LOSER	SITE
1920	ATU 13	HSU 0	H
1921	ATU 21	HSU 7	A
1922	ATU 3	HSU 0	H
1924 (T)	ATU 0	HSU 0	A
1924 (T)	ATU 7	HSU 7	H
1925	HSU 3	ATU 0	H
1928	HSU 33	ATU 6	A
1929	HSU 26	ATU 7	H
1930	HSU 6	ATU 0	A
1931	ATU 12	HSU 0	H
1932	HSU 7	ATU 0	A
1933	HSU 47	ATU 0	H
1934	ATU 1	HSU 0 (F)	A
1935	ATU 14	HSU 0	H
1936	ATU 51	HSU 0	A
1937 (T)	ATU 13	HSU 13	H
1938	ATU 26	HSU 13	A
1939	ATU 40	HSU 0	H
1940 (T)	ATU 0	HSU 0	A
1941	ATU 6	HSU 0	H
1945	ATU 22	HSU 0	A
1946	ATU 14	HSU 7	H
1947	ATU 28	HSU 7	A
1948	ATU 14	HSU 0	H
1949	ATU 26	HSU 0	A
1950	HSU 43	ATU 13	H
1951	HSU 34	ATU 7	A
1952	ATU 20	ATU 0	A
1953	HSU 14	ATU 13	H
1954	ATU 35	HSU 21	A
1955 (T)	ATU 7	HSU 7	H
1958	ATU 21	HSU 6	A
1959	HSU 14	ATU 12	H
1960	ATU 9	HSU 6	A
1961	ATU 30	HSU 0	H
1962	ATU 20	HSU 10	A
1963	HSU 10	ATU 7	H
1964	ATU 13	HSU 0	A
1965	ATU 16	HSU 0	H
1966	ATU 19	HSU 7	A
1967	HSU 31	ATU 14	H
1968	ATU 16	HSU 7	A
1969	HSU 28	ATU 14	H
1970	ATU 23	HSU 7	A
1971	ATU 35	HSU 14	A
1972	ATU 17	HSU 16	A
1973	HSU 21	ATU 3	H
1974	HSU 10	ATU 0	A
1975	HSU 29	ATU 0	H
1976	HSU 28	ATU 0	A
1977	HSU 41	ATU 7	H
1978	HSU 38	ATU 7	H
1979	HSU 13	ATU 6	H
1980	ATU 14	HSU 11	H
1981	HSU 15	ATU 14	A
1982	ATU 37	HSU 21	H
1983	ATU 14	HSU 10	A
1984	HSU 21	ATU 7	A
1985	HSU 19	ATU 3	H
1986	ATU 36	HSU 8	H
1987	HSU 28	ATU 0	A
1988	HSU 23	ATU 0	H
1989	HSU 34	ATU 23	A
1990	HSU 7	ATU 0	A
1991	HSU 17	ATU 14	H
1992	HSU 12	ATU 6	A
1995	HSU 38	ATU 14	H
1996	HSU 49	ATU 20	A
1997	ATU 29	HSU 22	H
1998	ATU 49	HSU 28	A
1999	ATU 31	HSU 14	H
2000	ATU 42	HSU 40	H
2001	ATU 40	HSU 7	A
2002	HSU 18	ATU 12	H
2003	HSU 16	ATU 13	A
2004	ATU 40	HSU 14	H
2005	ATU 42	HSU 32	A
2006	ATU 7	HSU 6	A
2007	ATU 21	HSU 20	H
2008	HSU 29	HSU 21	A
2009	ATU 44	HSU 14	H
2010	HSU 45	ATU 21	A
2012	HSU 73	ATU 34	A



### HARDING

#### HSU LEADS 30-17-1

HSU IS 21-4 AT HOME

HSU IS 9-13-1 AT HU

YEAR	WINNER	LOSER	SITE
1926	HSU 22	HU 0	H
1931	HSU 72	HU 6	H
1960	HSU 28	HU 0	H
1961	HSU 19	HU 0	A
1962	HSU 6	HU 0	H
1963	HSU 42	HU 7	A
1964	HSU 20	HU 6	H
1965	HU 7	HSU 6	A
1966	HSU 24	HU 13	H
1967	HSU 21	HU 7	A
1968	HSU 34	HU 25	H
1969	HU 14	HSU 7	A
1970	HSU 12	HU 6	H
1971	HU 24	HSU 13	A
1972	HU 21	HSU 10	A
1973	HSU 7	HU 0	H
1974	HSU 28	HU 0	A
1975	HSU 17	HU 7	H
1976	HU 20	HSU 15	A
1977	HSU 9	HU 0	H
1978 (T)	HSU 20	HU 20	A
1979	HU 23	HSU 12	H
1980	HSU 20	HU 14	A
1981	HSU 46	HU 13	H
1982	HSU 18	HU 9	A
1983	HSU 21	HU 17	H
1984	HU 15	HSU 9	A
1985	HSU 35	HU 21	H
1986	HU 18	HSU 6	A
1987	HSU 120	HU 7	H
1988	HSU 35	HU 17	A
1989	HU 15	HSU 6	H
1990	HSU 13	HU 3	H
1991	HU 16	HSU 13	A
1992	HU 29	HSU 10	H
2000	HU 31	HSU 28	A
2001	HU 28	HSU 10	H
2002	HSU 29	HU 8	H
2003	HU 34	HSU 33	A
2004	HU 44	HSU 20	A
2005	HSU 23	HU 0	H
2006	HU 34	HSU 28	A (ot)
2007	HSU 22	HU 19	H
2008	HSU 33	HU 32	H
2009	HU 27	HSU 22	A
2010	HSU 33	HU 28	H
2011	HSU 35	HU 21	A
2012	HSU 38	HU 10	A



### ARKANSAS MONTICELLO

#### HSU LEADS 43-30-2

HSU IS 23-16-2 AT HOME

HSU IS 20-14-0 AT UAM

YEAR	WINNER	LOSER	SITE
1914	HSU 35	UAM 0	A
1930	HSU 38	UAM 0	A
1931	UAM 14	HSU 0	A
1932	HSU 12	UAM 0	A
1933	HSU 40	UAM 0	H
1934	HSU 63	UAM 0	A
1935	HSU 12	UAM 0	H
1936	HSU 7	UAM 0	A
1937	HSU 39	UAM 7	H
1946	HSU 6	UAM 0	H
1947	UAM 7	HSU 6	A
1948	UAM 20	HSU 19	H
1949	HSU 30	UAM 20	A
1950 (T)	HSU 14	UAM 14	H
1951	HSU 20	UAM 7	A
1952	HSU 26	UAM 14	H
1953	UAM 21	HSU 7	A
1954	UAM 14	HSU 0	H
1955	UAM 26	HSU 19	A
1956	UAM 20	HSU 14	H
1957	UAM 43	HSU 0	A
1957	UAM 19	HSU 9	H
1958	UAM 13	HSU 9	H
1959	HSU 21	UAM 0	H
1960	HSU 40	UAM 0	H
1961	HSU 14	UAM 7	A
1962 (T)	HSU 0	UAM 0	H
1963	UAM 9	HSU 0	N
1964	UAM 14	HSU 7	H
1965	UAM 19	HSU 13	A
1966	UAM 17	HSU 7	H
1967	UAM 14	HSU 7	A
1968	UAM 16	HSU 3	H
1969	HSU 27	UAM 14	A
1970	UAM 19	HSU 14	H
1971	HSU 13	UAM 10	A
1972	HSU 3	UAM 0	H
1973	HSU 21	UAM 14	A
1974	HSU 21	UAM 0	H
1975	HSU 28	UAM 0	A
1976	HSU 29	UAM 2	H
1977	UAM 23	HSU 10	A
1978	UAM 38	HSU 15	H

1979	UAM 30	HSU 12	A
1980	HSU 51	UAM 7	H
1981	UAM 27	HSU 16	A
1982	HSU 36	UAM 12	H
1983	UAM 18	HSU 14	A
1984	HSU 39	UAM 18	H
1985	UAM 38	HSU 31	A
1986	UAM 20	HSU 7	H
1987	HSU 20	UAM 19	A
1988	UAM 35	HSU 13	H
1989	HSU 15	UAM 10	A
1990	HSU 21	UAM 0	A
1991	HSU 30	UAM 20	H
1992	UAM 55	HSU 38	A
1993	HSU 35	UAM 22	A
1994	UAM 17	HSU 10	H
1995	UAM 23	HSU 18	H
1996	HSU 20	UAM 14	A
1997	HSU 31	UAM 21	H
1998	HSU 24	UAM 21	A
1999	HSU 37	UAM 24	H
2000	UAM 46	HSU 14	A
2001	HSU 28	UAM 26	H
2002	HSU 35	UAM 7	A
2003	UAM 55	HSU 50	H
2005	HSU 37	UAM 7	H
2006	HSU 33	UAM 17	A
2007	HSU 41	UAM 7	H
2008	UAM 51	HSU 48	H
2009	HSU 35	UAM 33	H
2010	HSU 47	UAM 0	H
2012	HSU 71	UAM 0	H

# HENDERSON STATE

## ALL TIME SERIES RECORDS • PAGE 9

OPPONENT	FIRST	LAST	W	L	T	PCT.
Alabama A&M	2000	2000	0	1	0	.000
Angelo State	1992	1992	0	1	0	.000
Arkansas	1908	1929	0	6	0	.000
Arkansas Christian	1908	1908	0	1	0	.000
Arkansas College	1913	1950	11	0	1	.958
<b>*Arkansas-Monticello</b>	<b>1914</b>	<b>2012</b>	<b>43</b>	<b>30</b>	<b>2</b>	<b>.587</b>
Arkansas-Pine Bluff	1974	2008	11	3	0	.786
Arkansas State	1914	1951	2	4	2	.375
<b>*Arkansas Tech</b>	<b>1920</b>	<b>2012</b>	<b>41</b>	<b>42</b>	<b>5</b>	<b>.489</b>
Army & Navy All Stars	1930	1930	1	0	0	1.000

OPPONENT	FIRST	LAST	W	L	T	PCT.
Army-Navy Hospital	1917	1917	0	1	0	.000
Austin College	1921	1967	5	11	1	.324
Austin Peay	1953	1973	2	2	0	.500
Burleson	1927	1927	1	0	0	1.000
Cameron	1986	1987	0	2	0	.000
Centenary	1909	1968	2	5	1	.313
Central Arkansas	1919	2011	38	47	3	.449
Central Missouri	1985	1986	0	2	0	.000
Central Oklahoma	1975	1985	4	3	0	.571
Christian Bro. (Mo.)	1912	1912	0	1	0	.000

OPPONENT	FIRST	LAST	W	L	T	PCT.
Christian Bro. (Tenn.)	1909	1912	2	0	0	1.000
Clay Training School	1911	1911	1	0	0	1.000
College of the Ozarks	1921	1965	26	5	4	.800
Connors College	1938	1938	0	0	1	.500
Cumberland College	1911	1911	1	0	0	1.000
Delta State	1936	2011	4	20	1	.180
<b>*East Central Okla.</b>	<b>1928</b>	<b>2012</b>	<b>13</b>	<b>10</b>	<b>1</b>	<b>.563</b>
East Texas Baptist	1947	1947	1	0	0	1.000
El Dorado J.C.	1930	1930	1	0	0	1.000
Elon	1974	1974	1	0	0	1.000

OPPONENT	FIRST	LAST	W	L	T	PCT.
Fordyce H.S.	1912	1912	1	0	0	1.000
<b>*Harding</b>	<b>1926</b>	<b>2012</b>	<b>30</b>	<b>17</b>	<b>1</b>	<b>.635</b>
Hendrix	1905	1960	30	13	2	.689
Hot Springs H.S.	1905	1907	1	1	0	.500
Jacksonville State	1993	1993	0	1	0	.000
Lane College	1973	1977	5	0	0	1.000
Little Rock College	1916	1929	2	1	1	.625
Little Rock H.S.	1918	1918	0	1	0	.000
Louisiana College	1956	1956	0	1	0	.000
Louisiana-Lafayette	1961	1961	0	1	0	.000

OPPONENT	FIRST	LAST	W	L	T	PCT.
Louisiana-Monroe	1936	1967	0	8	1	.056
Louisiana Tech	1906	1934	7	8	2	.471
<b>*McKendree</b>	<b>2011</b>	<b>2012</b>	<b>2</b>	<b>0</b>	<b>0</b>	<b>1.000</b>
McNeese State	2003	2009	0	2	0	.000
Memphis Naval	1955	1963	3	0	0	1.000
Memphis	1910	1948	0	1	1	.250
Millsaps	1956	1969	4	2	0	.667
Mississippi	1909	1911	0	1	1	.250
Mississippi College	1913	1996	9	13	0	.409
Mississippi State	1929	1930	2	0	0	1.000

OPPONENT	FIRST	LAST	W	L	T	PCT.
Missouri-S&T (Rolla)	1973	1974	2	0	0	1.000
Missouri Western	2013	2013	0	1	0	.000
North Alabama	1952	2010	4	20	0	.167
Northeastern Okla.	1939	2002	6	8	2	.435
Northwestern State	1997	2007	0	4	0	.000
Oklahoma City	1946	1946	0	1	0	.000
<b>*Ouachita Baptist</b>	<b>1895</b>	<b>2012</b>	<b>41</b>	<b>39</b>	<b>6</b>	<b>.512</b>
Panhandle State	1989	1989	1	0	0	1.000
Paul Quinn	2006	2006	1	0	0	1.000
Pikeville	2006	2006	1	0	0	1.000

OPPONENT	FIRST	LAST	W	L	T	PCT.
Rhodes	1925	1927	2	1	0	.667
Samford	1972	1972	0	1	0	.000
South Alabama	2010	2011	0	2	0	.000
Southeast Missouri	1955	1955	0	1	0	.000
<b>*Southeastern Okla.</b>	<b>1922</b>	<b>2012</b>	<b>17</b>	<b>6</b>	<b>0</b>	<b>.739</b>
Southeastern La.	2003	2003	1	0	0	1.000
<b>*Southern Arkansas</b>	<b>1915</b>	<b>2012</b>	<b>41</b>	<b>33</b>	<b>2</b>	<b>.553</b>
Southern Methodist	1923	1923	0	1	0	.000
<b>*Southern Nazarene</b>	<b>2012</b>	<b>2012</b>	<b>1</b>	<b>0</b>	<b>0</b>	<b>1.000</b>
Southwest Missouri	1964	1999	1	2	0	.333

OPPONENT	FIRST	LAST	W	L	T	PCT.
<b>*Southwestern Okla.</b>	<b>1933</b>	<b>2012</b>	<b>3</b>	<b>2</b>	<b>0</b>	<b>.600</b>
Southwestern Univ.	1914	1914	1	0	0	1.000
Stephen F. Austin	1938	2005	3	9	1	.269
Tarleton State	1961	1985	3	3	0	.500
Tennessee-Martin	1988	1988	0	1	0	.000
Texarkana J.C.	1928	1937	2	1	2	.600
TexasA&M-Comm.	1925	1996	3	4	0	.429
TexasA&M-Kingsville	1974	1974	0	1	0	.000
Texas College	2007	2007	1	0	0	1.000
Texas Lutheran	1980	1987	3	0	0	1.000

OPPONENT	FIRST	LAST	W	L	T	PCT.
Valdosta State	1993	2009	0	10	0	.000
Vanderbilt	1913	1925	0	6	0	.000
West Alabama	1973	2010	10	5	0	.667
West Georgia	1995	2010	8	9	0	.471
<b>TOTAL</b>	<b>1895</b>	<b>2012</b>	<b>466</b>	<b>439</b>	<b>42</b>	<b>.514</b>

*\*italics denotes 2013 Opponent*



1908 HENDERSON BROWN TEAM

# HENDERSON STATE

## YEAR BY YEAR RESULTS • PAGE 10

1905: 2-1 COACH - J.B. WEBSTER 26 Hendrix 0 16 Hot Springs H.S. 0 6 Ark. Military Acad. 15	0 Arkansas College 0 19 Hendrix 0 0 Ouachita Baptist 31 1917: 0-3 COACH - JIMMY HAYGOOD 13 Louisiana Tech 19 0 Army/Navy Hospital 25 0 Hendrix 14 1918: 1-3 COACH - JIMMY HAYGOOD 0 Little Rock College 20 7 Hendrix 9 0 Little Rock HS 7 7 Ouachita Baptist 0 1919: 1-4-1 COACH - BILL WATSON 0 Central Arkansas 19 6 Little Rock College 6 14 Louisiana Tech 7 0 Hendrix 128 19 Southern Arkansas 21 0 Ouachita Baptist 66 1920: 2-4 COACH - JIMMY HAYGOOD 8 Southern Arkansas 7 13 Central Arkansas 19 0 Central Arkansas 0 7 Hendrix 14 0 Arkansas Tech 13 0 Ouachita Baptist 3 1921: 3-3-1 COACH - JIMMY HAYGOOD 7 College of the Ozarks 7 29 Arkansas College 7 7 Arkansas Tech 21 7 Austin College 14 9 Hendrix 7 36 Southern Arkansas 7 0 Ouachita Baptist 14 1922: 2-7 COACH - JIMMY HAYGOOD 0 Southeast Oklahoma 12 0 Vanderbilt 33 0 Mississippi College 3 42 College of the Ozarks 0 39 Hendrix 0 0 Louisiana Tech 34 0 Centenary 28 0 Arkansas Tech 3 0 Ouachita Baptist 8 1923: 3-5-1 COACH - JIMMY HAYGOOD 35 Southern Arkansas 0 3 Centenary 40 0 SMU 33 3 Louisiana Tech 7 7 Austin College 17 6 Hendrix 7 0 Arkansas Tech 0 36 Arkansas College 0 26 Ouachita Baptist 6 1924: 4-4-1 COACH - JIMMY HAYGOOD 13 Southern Arkansas 0 0 Vanderbilt 13 7 Arkansas Tech 7 13 Austin College 20 20 College of the Ozarks 7 6 Hendrix 12 19 Central Arkansas 3 81 Arkansas College 0 0 Ouachita Baptist 12 1925: 5-5-1 COACH - BO ROWLAND 26 Southern Arkansas 0 0 Louisiana Tech 0 0 Vanderbilt 41 3 Arkansas Tech 0 7 Central Arkansas 10 0 Rhodes 20 0 College of the Ozarks 0 3 Hendrix 0 7 TAMU-Commerce 6 0 Austin College 7 7 Ouachita Baptist 46 1926: 5-3 COACH - BO ROWLAND 13 Southern Arkansas 14 13 Rhodes 0 51 Harding 0 0 College of the Ozarks 6 0 Hendrix 7 28 Central Arkansas 0 7 Ouachita Baptist 14 1927: 7-0-1 COACH - BO ROWLAND ARKANSAS ASSOC. CHAMPS 26 College of the Ozarks 13 6 Ouachita Baptist 6	14 Southern Arkansas 0 19 Burleson 0 15 Rhodes 0 8 Hendrix 7 46 TAMU-Commerce 0 19 Central Arkansas 0 1928: 8-0-1 COACH - BO ROWLAND ARKANSAS ASSOC. CHAMPS 12 Southern Arkansas 0 31 Central Arkansas 0 31 East Central Okla. 0 12 Texarkana Jr. College 12 47 College of the Ozarks 13 21 Ouachita Baptist 0 13 Harding 7 33 Arkansas Tech 6 1929: 6-1-1 (3-1) COACH - BO ROWLAND ARKANSAS ASSOC. CHAMPS 7 Mississippi State 0 7 Univ. of Arkansas 30 46 Little Rock College 0 26 Arkansas Tech 7 44 Texarkana Jr. College 14 0 Centenary 0 15 College of the Ozarks 0 46 Ouachita Baptist 0 1930: 8-1 (5-0 AIC) COACH - BO ROWLAND AIC CHAMPIONS 68 El Dorado Jr. College 0 47 Army/Navy 0 19 College of the Ozarks 0 38 UA-Monticello 0 31 Arkansas College 0 6 Arkansas Tech 0 25 Mississippi State 7 6 Centenary 20 13 Ouachita Baptist 6 1931: 2-3 (2-3 AIC) COACH - EUGENE SHERMAN 72 Harding 6 0 Ouachita Baptist 12 0 UA-Monticello 14 0 Arkansas Tech 12 26 Central Arkansas 0 1932: 7-1 (6-0) COACH - EUGENE SHERMAN AIC CHAMPIONS 0 Centenary 41 20 College of the Ozarks 0 12 UA-Monticello 6 40 Central Arkansas 0 7 Arkansas Tech 0 99 Arkansas College 0 14 Southeast Oklahoma 13 62 Ouachita Baptist 0 1933: 7-1 (5-0 AIC) COACH - EUGENE SHERMAN AIC CHAMPIONS 0 Centenary 27 7 Louisiana Tech 0 14 UA-Monticello 0 54 Central Arkansas 6 47 Arkansas Tech 0 39 Southwest Oklahoma 14 21 College of the Ozarks 2 20 Ouachita Baptist 6 1934: 5-2 (3-1 AIC) COACH - EUGENE SHERMAN AIC CHAMPIONS 27 Louisiana Tech 0 65 UA-Monticello 0 38 Central Arkansas 0 20 Arkansas Tech 12 7 Southeast Oklahoma 9 6 College of the Ozarks 0 0 Ouachita Baptist 7 1935: 2-6-1 (2-4 AIC) COACH - SOLON B. SUDDUTH 7 Southern Arkansas 2 0 Southern Arkansas 2 0 Northeast Louisiana 13 12 UA-Monticello 0 6 Arkansas Tech 14 0 Texarkana Jr. College 0 6 Southeast Oklahoma 7 0 College of the Ozarks 23 0 Ouachita Baptist 19 1936: 3-5 (2-3 AIC) COACH - SOLON B. SUDDUTH 39 Southern Arkansas 0 0 Texarkana Jr. College 13 7 UA-Monticello 0 0 Hendrix 14 8 Central Arkansas 41 0 Northeast Louisiana 26 32 Delta State 0 0 Arkansas Tech 51	1937: 2-5 (1-3 AIC) COACH - SOLON B. SUDDUTH 18 Texarkana Jr. College 0 0 Arkansas Tech 13 38 UA-Monticello 7 0 Hendrix 21 0 Delta State 35 8 Northeast Louisiana 21 0 Central Arkansas 34 1938: 1-6-1 (1-4 AIC) COACH - SOLON B. SUDDUTH 0 Central Arkansas 20 6 Ouachita Baptist 19 0 Connors State 0 0 Stephen F. Austin 6 7 Hendrix 0 0 Hendrix 6 13 Arkansas Tech 26 7 Northeast Louisiana 18 1939: 4-4-1 (3-1 AIC) COACH - LLOYD GROW 7 Hendrix 6 0 Stephen F. Austin 7 0 Arkansas Tech 40 0 Northeast Louisiana 20 7 Central Arkansas 0 7 Hendrix 7 0 TAMU-Commerce 34 20 NE Oklahoma JC 0 3 Ouachita Baptist 0 13 Hendrix 6 6 Stephen F. Austin 12 0 Arkansas Tech 0 18 Northeast Louisiana 20 0 Central Arkansas 6 0 East Central Okla. 14 39 Hendrix 14 10 Northeast Oklahoma 3 0 Ouachita Baptist 20 1941: 1-7-2 (1-5 AIC) COACH - DUKE WELLS 0 Ouachita Baptist 7 13 Stephen F. Austin 13 0 Arkansas Tech 6 0 Northeast Louisiana 0 0 Southern Arkansas 6 20 Central Arkansas 0 0 Arkansas Tech 20 0 Central Arkansas 14 7 East Central Okla. 18 0 Ouachita Baptist 7 1942-1944 NO GAMES DUE TO WWII 1945: 3-5 (3-2 AIC) COACH - DUKE WELLS 3 Northeast Louisiana 12 21 Ouachita Baptist 0 0 Arkansas Tech 22 7 East Central Okla. 27 13 Arkansas State 0 6 Arkansas Tech 25 15 Central Arkansas 0 0 Ouachita Baptist 6 1946: 6-3-1 (4-2 AIC) COACH - DUKE WELLS 0 Oklahoma City 53 6 UA-Monticello 0 21 Hendrix 0 19 Central Arkansas 0 19 East Central Okla. 12 33 College of the Ozarks 0 0 Arkansas State 0 7 Arkansas Tech 14 14 Ouachita Baptist 26 26 Northeast Oklahoma 21 1947: 1-7-1 (0-6-1 AIC) COACH - DUKE WELLS 7 Northeast Oklahoma 20 6 UA-Monticello 7 2 Hendrix 12 13 Central Arkansas 34 6 Southern Arkansas 33 6 College of the Ozarks 7 19 East Texas Baptist 7 6 Arkansas Tech 28 0 Ouachita Baptist 0 1948: 3-7 (3-4 AIC) COACH - DUKE WELLS 14 Northeast Oklahoma 27 19 UA-Monticello 20 17 Hendrix 14 6 Central Arkansas 0 14 Southern Arkansas 7 6 College of the Ozarks 7 12 Arkansas State 32 0 Arkansas Tech 14 7 Ouachita Baptist 20 13 Memphis 35 1949: 7-2 (6-2 AIC) COACH - DUKE WELLS 47 Arkansas College 20 30 UA-Monticello 20 33 Hendrix 7 12 Central Arkansas 0 7 Southern Arkansas 0 20 College of the Ozarks 14 28 Arkansas State 6 0 Arkansas Tech 26 14 Ouachita Baptist 17 1950: 6-1-2 (6-0-2 AIC) COACH - DUKE WELLS AIC CHAMPIONS 13 Arkansas College 12 14 UA-Monticello 14 25 Hendrix 7 34 Central Arkansas 13 0 Southern Arkansas 0 34 College of the Ozarks 14 43 Arkansas Tech 13 13 Arkansas State 27 7 Ouachita Baptist 0 1951: 5-3-1 (5-1-1 AIC) COACH - DUKE WELLS 0 Northeast Oklahoma 13 20 UA-Monticello 7 21 Hendrix 0 13 Central Arkansas 7 14 Southern Arkansas 35 7 College of the Ozarks 7 34 Arkansas Tech 7 13 Arkansas State 37 54 Ouachita Baptist 0 1952: 4-4 (4-2 AIC) COACH - DUKE WELLS 7 Northeast Oklahoma 18 28 UA-Monticello 14 21 North Alabama 47 13 Southern Arkansas 21 39 College of the Ozarks 21 20 Arkansas Tech 0 38 Hendrix 12 13 Central Arkansas 21 1953: 3-5 (3-3 AIC) COACH - DUKE WELLS 6 Austin Peay 34 7 UA-Monticello 21 7 Southern Arkansas 13 7 College of the Ozarks 44 0 Northeast Oklahoma 13 14 Arkansas Tech 13 32 Hendrix 6 15 Central Arkansas 6 1954: 4-4 (3-2 AIC) COACH - DUKE WELLS 13 Austin Peay 34 0 UA-Monticello 14 7 Southern Arkansas 20 14 College of the Ozarks 13 38 Hendrix 6 21 Arkansas Tech 35 6 Northeast Oklahoma 0 35 Central Arkansas 7 1955: 5-3-1 (4-1-1 AIC) COACH - DUKE WELLS 7 North Alabama 33 7 Southeast Missouri 18 19 UA-Monticello 26 27 Southern Arkansas 13 0 College of the Ozarks 13 38 Hendrix 13 7 Arkansas Tech 7 26 Memphis Naval 0 39 Central Arkansas 13 1956: 4-4-1 (3-2-1 AIC) COACH - DUKE WELLS 19 Millsaps 18 20 College of the Ozarks 20 14 UA-Monticello 21 7 Central Arkansas 0 26 College of the Ozarks 14 0 Louisiana College 73 6 UA-Monticello 21 26 Central Arkansas 7 0 Austin College 20 1957: 2-5-1 (1-4-1 AIC) COACH - DUKE WELLS 19 Austin College 14 0 UA-Monticello 19 0 College of the Ozarks 13 14 Central Arkansas 0 14 Millsaps 19 9 UA-Monticello 19 0 College of the Ozarks 0 13 Central Arkansas 14 1958: 3-6 (2-4 AIC) COACH - DUKE WELLS 13 Austin College 20 7 College of the Ozarks 0 27 Millsaps 0	7 Central Arkansas 27 38 Hendrix 0 7 UA-Monticello 13 6 Arkansas Tech 21 6 Delta State 13 7 Central Arkansas 31 1959: 6-2-1 (5-0-1 AIC) COACH - DUKE WELLS AIC CHAMPIONS 14 Austin College 20 8 College of the Ozarks 0 9 Millsaps 0 7 Southern Arkansas 6 25 Hendrix 6 21 UA-Monticello 0 14 Arkansas Tech 12 6 Delta State 24 7 Central Arkansas 7 1960: 6-4 (5-2 AIC) COACH - DUKE WELLS 13 Austin College 14 48 College of the Ozarks 0 20 Memphis Naval 0 13 Southern Arkansas 0 26 Hendrix 0 40 UA-Monticello 0 6 Arkansas Tech 9 28 Harding 0 6 Central Arkansas 34 12 East Central Okla. 35 1961: 4-6 (2-3-1 AIC) COACH - DUKE WELLS 21 Austin College 0 20 College of the Ozarks 20 0 Mississippi College 13 14 Tarleton State 21 13 Southern Arkansas 33 14 UA-Monticello 7 0 Arkansas Tech 30 19 Harding 0 7 Central Arkansas 20 7 SW Louisiana 41 1962: 3-5-1 (3-2-1 AIC) COACH - JIM MACK SAWYER 6 Austin College 13 20 College of the Ozarks 7 0 Mississippi College 14 26 Southern Arkansas 6 12 Tarleton State 14 0 UA-Monticello 0 10 Arkansas Tech 20 6 Harding 0 7 Central Arkansas 19 1963: 8-1-1 (6-1 AIC) COACH - JIM MACK SAWYER AIC CHAMPIONS 19 Austin College 19 17 College of the Ozarks 0 55 Memphis Naval 0 12 Southern Arkansas 7 3 Tarleton State 0 0 UA-Monticello 9 10 Arkansas Tech 7 28 Ouachita Baptist 13 30 Central Arkansas 14 1964: 3-6-1 (3-3-1 AIC) COACH - JIM MACK SAWYER 0 Arkansas Tech 13 14 Austin College 21 0 Central Arkansas 6 3 SW Missouri 21 7 Tarleton State 21 6 Ouachita Baptist 6 28 College of the Ozarks 8 14 Southern Arkansas 9 7 UA-Monticello 14 20 Harding 6 1965: 4-6 (2-5 AIC) COACH - JIM MACK SAWYER 9 Mississippi College 0 45 College of the Ozarks 0 20 Austin College 14 7 Southern Arkansas 31 15 North Alabama 16 13 UA-Monticello 19 0 Arkansas Tech 16 6 Harding 7 6 Central Arkansas 13 7 Ouachita Baptist 0 1966: 1-8 (1-5 AIC) COACH - JIM MACK SAWYER 13 Mississippi College 23 6 Austin College 20 13 Southern Arkansas 42 20 North Alabama 28 7 UA-Monticello 17 7 Arkansas Tech 19 24 Harding 13 7 Central Arkansas 19 21 Ouachita Baptist 33
--	--	---	---	---

# HENDERSON STATE

## YEAR BY YEAR RESULTS • PAGE 11

1967: 5-4 (3-3 • AIC)  
COACH - CLYDE BERRY

0	Northeast Louisiana	33
41	Austin College	27
14	Southern Arkansas	15
27	North Alabama	21
7	UA-Monticello	14
31	Arkansas Tech	14
21	Harding	7
23	Central Arkansas	10
17	Ouachita Baptist	29

1968: 8-3 (4-2 • AIC)  
COACH - CLYDE BERRY

14	Millsaps	24
17	Mississippi College	0
73	Centenary	7
7	Arkansas Tech	16
26	Southern Arkansas	2
21	North Alabama	10
3	UA-Monticello	16
28	Southeast Oklahoma	27
34	Harding	25
21	Central Arkansas	16
16	Ouachita Baptist	0

1969: 8-2 (5-1 • AIC)  
COACH - CLYDE BERRY  
AIC CHAMPIONS

27	Millsaps	16
20	Mississippi College	21
28	Arkansas Tech	14
19	Southern Arkansas	17
8	North Alabama	7
27	UA-Monticello	14
28	Southeast Oklahoma	20
7	Harding	14
20	Central Arkansas	15
23	Ouachita Baptist	17

1970: 5-5 (2-4 • AIC)  
COACH - CLYDE BERRY

14	Mississippi College	10
13	Southeast Oklahoma	7
7	Arkansas Tech	23
0	Southern Arkansas	4
20	North Alabama	30
14	UA-Monticello	19
14	SW Missouri	12
12	Harding	6
17	Central Arkansas	10
0	Ouachita Baptist	36

1971: 4-4-1 (1-4-1 • AIC)  
COACH-SPORTY CARPENTER

24	Mississippi College	6
13	Southeast Oklahoma	7
14	Arkansas Tech	35
14	Southern Arkansas	20
13	UA-Monticello	10
21	North Alabama	7
13	Harding	24
14	Central Arkansas	14
14	Ouachita Baptist	21

1972: 4-6 (2-4 • AIC)  
COACH-SPORTY CARPENTER

15	Mississippi College	12
10	Harding	21
16	Arkansas Tech	17
21	Samford	27
14	Southern Arkansas	32
0	North Alabama	21
3	UA-Monticello	0
49	Central Arkansas	0
14	Ouachita Baptist	15
34	Austin Peay	8

1973: 10-1 (6-0 • AIC)  
COACH-SPORTY CARPENTER  
AIC CHAMPIONS

17	Austin Peay	7
17	Mississippi College	7
14	Missouri-Rolla	3
7	Harding	0
21	Arkansas Tech	3
35	Lane College	6
17	Southern Arkansas	6
0	West Alabama	14
21	UA-Monticello	14
28	Central Arkansas	21
23	Ouachita Baptist	7

1974: 11-2 (6-0 • AIC)  
COACH-SPORTY CARPENTER  
AIC CHAMPIONS

7	Mississippi College	0
38	Missouri-Rolla	10
10	Arkansas Tech	0
28	Harding	0
45	Lane College	0
38	UA-Pine Bluff	6
33	Southern Arkansas	6
10	West Alabama	12
21	UA-Monticello	0
9	Central Arkansas	7
28	Ouachita Baptist	7
21	*Elon College	7
23	**Texas A&I	34
**NAIA Semifinals		
**NAIA Championship		

1975: 11-1 (5-1 • AIC)  
COACH-SPORTY CARPENTER  
AIC CHAMPIONS

24	Mississippi College	14
27	Central St. (Okla.)	0
29	Arkansas Tech	0
17	Harding	7
21	Lane College	0
30	UA-Pine Bluff	3
10	Southern Arkansas	0
35	Southeast Oklahoma	23
28	UA-Monticello	0
13	Central Arkansas	7
20	Ouachita Baptist	21
27	*East Central Okla.	14
**Bicentennial Bowl		

1976: 8-2 (4-2 • AIC)  
COACH-SPORTY CARPENTER

9	Central St. (Okla.)	0
28	Arkansas Tech	0
15	Harding	20
50	Lane College	0
24	UA-Pine Bluff	0
26	Southern Arkansas	0
20	Southeast Oklahoma	0
29	UA-Monticello	2
3	Central Arkansas	10
18	Ouachita Baptist	3

1977: 9-2 (5-1 • AIC)  
COACH-SPORTY CARPENTER  
AIC CHAMPIONS

3	East Central Okla.	21
31	Stephen F. Austin	7
24	Southeast Oklahoma	10
41	Arkansas Tech	7
9	Harding	0
41	Southern Arkansas	20
10	UA-Monticello	23
23	Central Arkansas	20
17	Ouachita Baptist	16
30	Lane College	7
30	UA-Pine Bluff	20

1978: 7-2-1 (4-1-1 • AIC)  
COACH-SPORTY CARPENTER

8	Mississippi College	21
46	East Central Okla.	0
20	Stephen F. Austin	18
28	Southeast Oklahoma	15
38	Arkansas Tech	7
20	Harding	20
21	Southern Arkansas	14
38	UA-Monticello	15
9	Central Arkansas	15
7	Ouachita Baptist	6

1979: 5-5 (4-2 • AIC)  
COACH-SPORTY CARPENTER

13	Mississippi College	28
14	East Central Okla.	21
3	Stephen F. Austin	21
27	Southeast Oklahoma	7
13	Arkansas Tech	6
12	Harding	23
28	Southern Arkansas	25
12	UA-Monticello	25
39	Central Arkansas	28
28	Ouachita Baptist	21

1980: 5-6 (2-4 • AIC)  
COACH-SPORTY CARPENTER

6	Texas Lutheran	3
27	East Central Okla.	14
3	*Stephen F. Austin	7
30	Southwest Oklahoma	24
14	Southeast Oklahoma	32
11	Arkansas Tech	14
20	Harding	14
13	Southern Arkansas	27
51	UA-Monticello	7
7	Central Arkansas	30
21	Ouachita Baptist	28
*Later forfeited to HSU		

1981: 7-3 (3-3 • AIC)  
COACH-SPORTY CARPENTER

24	Texas Lutheran	22
38	Central St. (Okla.)	18
31	Southwest Oklahoma	16
26	Southeast Oklahoma	17
15	Arkansas Tech	14
46	Harding	13
42	Southern Arkansas	21
16	UA-Monticello	27
21	Central Arkansas	43
13	Ouachita Baptist	17

1982: 4-5-1 (3-2-1 • AIC)  
COACH-SPORTY CARPENTER

3	Central St. (Okla.)	24
6	UA-Pine Bluff	20
20	East Central Okla.	40
35	Southeast Oklahoma	7
21	Arkansas Tech	37
18	Harding	9
17	Southern Arkansas	7
36	UA-Monticello	12
10	Central Arkansas	10
18	Ouachita Baptist	19

1983: 3-7 (1-5 • AIC)  
COACH-SPORTY CARPENTER

14	Central St. (Okla.)	56
21	UA-Pine Bluff	7
19	East Central Okla.	34
21	Southeast Oklahoma	14
10	Arkansas Tech	14
21	Harding	17
28	Southern Arkansas	49
14	UA-Monticello	18
24	Central Arkansas	28
16	Ouachita Baptist	19

1984: 4-6 (2-4 • AIC)  
COACH-SPORTY CARPENTER

18	Central St. (Okla.)	41
34	Tarleton State	7
6	East Central Okla.	31
10	UA-Pine Bluff	0
21	Arkansas Tech	7
9	Harding	15
25	Southern Arkansas	29
39	UA-Monticello	18
6	Central Arkansas	14
22	Ouachita Baptist	24

1985: 9-3 (6-1 • AIC)  
COACH-SPORTY CARPENTER  
AIC CHAMPIONS

26	Tarleton State	6
2	Central Missouri	3
55	East Central Okla.	28
58	UA-Pine Bluff	7
19	Arkansas Tech	3
35	Harding	21
16	Southern Arkansas	8
26	UA-Monticello	31
27	Central Arkansas	19
33	Ouachita Baptist	19
15	*Central St. (Okla.)	15
9	*Central Arkansas	21
*NAIA Playoffs		

1986: 2-7-1 (2-4-1 • AIC)  
COACH-SPORTY CARPENTER

8	Cameron (Okla.)	17
14	Central Missouri	21
0	East Central Okla.	10
13	UA-Pine Bluff	7
8	Arkansas Tech	36
6	Harding	18
24	Southern Arkansas	14
7	UA-Monticello	20
9	Central Arkansas	11
10	Ouachita Baptist	10

1987: 5-5 (3-3 • AIC)  
COACH-SPORTY CARPENTER

13	Cameron (Okla.)	32
7	Texas Lutheran	6
6	East Central Okla.	10
28	Arkansas Tech	0
10	Harding	17
16	Southern Arkansas	17
20	UA-Monticello	19
16	Central Arkansas	17
7	Ouachita Baptist	18

1988: 4-5-1 (2-3-1 • AIC)  
COACH-SPORTY CARPENTER

0	Tennessee-Martin	33
10	Delta State	28
17	Northeast Oklahoma	14
24	East Central Okla.	21
23	Arkansas Tech	0
35	Harding	17
9	Southern Arkansas	35
13	UA-Monticello	35
3	Central Arkansas	39
10	*Ouachita Baptist	3
*Game called at halftime		

1989: 7-4 (4-2)  
COACH-SPORTY CARPENTER

13	UA-Pine Bluff	42
42	Panhandle State	6
18	East Central Okla.	17
13	Northeast Oklahoma	6
8	Southeast Oklahoma	17
34	Arkansas Tech	23
6	Harding	15
20	Southern Arkansas	10
15	UA-Monticello	10
7	Central Arkansas	20
20	Ouachita Baptist	14

1990: 6-3-1 (4-2 • AIC)  
COACH - KEN TURNER

3	*UA-Pine Bluff	28
10	Delta State	19
42	East Central Okla.	14
7	**Northeastern (OK)	7
23	Southern Arkansas	24
7	Arkansas Tech	0
17	Central Arkansas	21
34	Ouachita Baptist	20
13	Harding	3
21	UA-Monticello	0
*Later forfeited to HSU		

1991: 3-6-1 (2-4 • AIC)  
COACH - KEN TURNER

6	Delta State	35
17	East Central Okla.	17
17	Mississippi College	42
21	Northeastern (OK)	27
34	*Southern Arkansas	13
17	Arkansas Tech	14
20	Central Arkansas	21
21	Ouachita Baptist	7
13	Harding	16
30	UA-Monticello	20
*Later forfeited by HSU		

1992: 4-6-1 (3-3 • AIC)  
COACH - KEN TURNER

7	Angelo State	24
21	East Central Okla.	10
17	Delta State	18
12	Mississippi College	24
21	Northeastern (OK)	14
14	Southern Arkansas	14
12	Arkansas Tech	6
10	Central Arkansas	18
35	Ouachita Baptist	23
10	Harding	29
38	UA-Monticello	55

1993: 4-6 (2-5 • GSC)  
COACH - KEN TURNER

7	Jacksonville State	12
35	UA-Monticello	22
7	TAMU-Commerce	0
13	UA-Pine Bluff	12
20	Mississippi College	35
19	Delta State	20
0	North Alabama	17
16	Central Arkansas	28
46	West Alabama	44
20	Valdosta State	42

1994: 2-8-1 (1-5-1 • GSC)  
COACH - RONNIE KERR

16	Southern Arkansas	6
10	UA-Monticello	17
13	TAMU-Commerce	25
16	UA-Pine Bluff	32
13	Mississippi College	31
7	Delta State	7
7	North Alabama	41
0	Stephen F. Austin	51
7	Central Arkansas	28
45	West Alabama	15
7	Valdosta State	49

1995: 6-5 (6-3 • GSC)  
COACH - RONNIE KERR

24	Southern Arkansas	10
18	UA-Monticello	23
3	TAMU-Commerce	6
6	Stephen F. Austin	31
48	West Alabama	43
45	Mississippi College	12
24	Delta State	17
38	North Alabama	34
28	Arkansas Tech	14
10	West Georgia	16
31	Central Arkansas	21

1996: 5-6 (4-4 • GSC)  
COACH - RONNIE KERR

21	Ouachita Baptist	17
14	TAMU-Commerce	19
28	Mississippi College	31
20	West Georgia (20t)	13
17	West Alabama	3
0	Delta State	34
21	Central Arkansas	21
3	North Alabama	17
49	Arkansas Tech	20
20	UA-Monticello	14
13	Southern Arkansas	16

1997: 4-6 (3-5 • GSC)  
COACH - RONNIE KERR

36	Ouachita Baptist	23
7	NW State (La.)	42
6	West Georgia	36
24	West Alabama	16
41	Delta State	20
21	Central Arkansas	36
20	North Alabama	42
22	Arkansas Tech	29
7	Central Arkansas	21
14	Southern Arkansas	19

1998: 2-9 (1-8 • GSC)  
COACH - RONNIE KERR

24	Ouachita Baptist	3
8	Valdosta State	12
7	NW State (La.)	53
23	West Alabama	30
28	Arkansas Tech	49
7	Delta State	59
24	UA-Monticello	21
7	North Alabama	41
3	West Georgia	54
3	Southern Arkansas	10
6	Central Arkansas	53

1999: 2-9 (2-7 • GSC)  
COACH - PATRICK NIX

14	Ouachita Baptist	34
3	Valdosta State	39
3	SW Missouri	50
7	West Alabama	28
14	Arkansas Tech	31
3	Delta State	35
37	UA-Monticello	24
14	North Alabama (ot)	21
13	West Georgia	33
3	Southern Arkansas	31
24	Central Arkansas	21

2000: 1-10 (0-9 • GSC)  
COACH - PATRICK NIX

16	Ouachita Baptist (ot)	9
10	Alabama A&M	39
14	West Georgia	38
28	Harding	31
21	Valdosta State	56
17	North Alabama	24
8	Central Arkansas	23
24	Delta State	48
40	Arkansas Tech	42
14	UA-Monticello	46
27	Southern Arkansas	86

# FULL SPEED AHEAD

## 2013 GAME RECAPS • PAGE 1

### HSU 82, SOUTHERN NAZARENE 10 ARKADELPHIA, ARK. • 5,742

Score by Quarters	1	2	3	4	Score
Southern Nazarene	0	0	0	21	- 21
Henderson State	21	14	21	7	- 63

**SCORING SUMMARY:(1st)** 09:55 HSU - L. Barnett 31 yd pass from Kevin Rodgers (C. Gonsalves kick), 6:12 HSU - Dustin Holland 6 yd pass from Kevin Rodgers (C. Gonsalves kick), 4:22 HSU - Robert Jordan 40 yd pass from Kevin Rodgers (C. Gonsalves kick). **(2nd)** 09:24 HSU - Kevin Nichols 1 yd run (C. Gonsalves kick), 5:41 HSU - Jarvis Smith 3 yd run (C. Gonsalves kick). **(3rd)** 13:42 HSU - Robert Jordan 25 yd pass from Kevin Rodgers (C. Gonsalves kick), 5:20 HSU - Kevin Nichols 1 yd run (C. Gonsalves kick), 2:33 HSU - Ryan Black 10 yd run (C. Gonsalves kick) **(4th)** 08:48 SNU - Stan West 35 yd interception return (Ian Sanders kick), 7:59 SNU - Ryan Mischler 37 yd pass from Dylan Terry (Ian Sanders kick), 5:34 HSU - Ryan McDonald 40 yd run (C. Gonsalves kick), 1:01 SNU - Sedrick Johnson 14 yd pass from Dylan Terry (Ian Sanders kick).

	SNU	HSU
FIRST DOWNS	22	27
RUSHES-YARDS (NET)	35-88	36-180
PASSING YDS (NET)	177	384
Passes Att-Comp-Int	47-27-1	35-24-2
TOTAL OFFENSE	82-265	71-564
Punts (Number-Avg)	9-37.2	3-38.3
Fumbles-Lost	2-2	3-2
Penalties-Yards	10-79	14-85
Possession Time	35:00	25:00
Third-Down Conversions	5 of 18	3 of 10
Fourth-Down Conversions	0 of 1	2 of 3

**RUSHING: So. Nazarene**-Derick Perkins 11-61; Chris Hunter 16-44; Dillan Dasnby 1-20. **Henderson State**-Ryan McDonald 7-98; Jarvis Smith 10-44; Ryan Black 6-25; Kevin Nichols 4-7. **PASSING: So. Nazarene**-Dylan Terry 27-47-1-177. **Henderson State**-Kevin Rodgers 22-30-1-360; Ryan Black 2-5-1-24. **RECEIVING: So. Nazarene**-Sedrick Johnson 6-45; Alex Reed 5-41; Jakeil Everhart 5-14; Jarod Martin 3-15; Chris Hunter 3-6; Ryan Mischler 2-41. **Henderson State**-Robert Jordan 8-128; Dustin Holland 5-55; L. Barnett 3-100; Elliot Hebert 2-23; Israel Valentin 1-31; Darius Davis 1-16; Joseph Snapp 1-15; Corey Chappell 1-9.

#### RECAP

Henderson State opened the season rolling to an 82-10 win over Southern Nazarene. Henderson State set several records including a HSU and Great American Conference best 855 yards of total offense. **Kevin Rodgers** put up Peyton Manning like numbers, completing 17 of 25 passes for 468 yards and six touchdowns in under three quarters of play. The junior from Rockwall, Texas was 13 for 19 with 444 yards in the first-half, with all six scoring tosses coming in the first 30 minutes.

Three receivers went over 100 yards including **Israel Valentin** who collected 118 yards on three receptions. Valentin had touchdown catches of 59, 5 and a 29-yard acrobatic reception. **Dustin Holland** totaled 124 yards on three catches and a 59-yard score, while **Robert Jordan** had four grabs for 111 yards and a 41-yard touchdown to open the game. Henderson State also put points on the board with the ground game as the Reddies totaled 298 yards rushing led by **Ryan McDonald** who ended the night with 135 yards on 16 carries. The sophomore from Charleston, Ark. had touchdown runs of 49 and 9 yards. The Reddie defense also had a strong performance allowing the Crimson Storm just 324 yards of offense with a majority of the yardage coming in the fourth quarter. **Turell Williams** and **Keaton Stigger** both had 10 tackles, while **Ricardo Mendez** chalked up nine stops.

### HSU 47, McKENDREE 24 LEBANON, ILL. • 1,400

Score by Quarters	1	2	3	4	Score
Henderson State	0	20	20	7	- 47
McKendree	7	10	0	7	- 24

**SCORING SUMMARY:(1st)** 06:56 MCK - Wallace, Stephen 1 yd run (Kendall, Matt kick). **(2nd)** 14:08 MCK - Kendall, Matt 19 yd field goal, 10:12 HSU - Israel Valentin 7 yd pass from Kevin Rodgers (C. Gonsalves kick), 07:44 MCK - Wilson, Jamison 49 yd interception return (Kendall, Matt kick), 05:53 HSU - Darius Davis 8 yd pass from Kevin Rodgers (C. Gonsalves kick block), 01:17 HSU - Elliot Hebert 17 yd pass from Kevin Rodgers (C. Gonsalves kick). **(3rd)** 13:01 HSU - Robert Jordan 47 yd pass from Kevin Rodgers (C. Gonsalves kick), 05:25 HSU - Robert Jordan 6 yd pass from Kevin Rodgers (C. Gonsalves kick), 03:40 HSU - Darius Davis 60 yd pass from Kevin Rodgers (TEAM rush failed), **(4th)** 12:36 HSU - Kevin Nichols 7 yd pass from Kevin Rodgers (C. Gonsalves kick), 04:43 MCK - James, Cameron 74 yd pass from Bergschneider, D (Kendall, Matt kick).

	HSU	MU
FIRST DOWNS	21	23
RUSHES-YARDS (NET)	21-45	46-170
PASSING YDS (NET)	475	158
Passes Att-Comp-Int	40-32-2	21-10-0
TOTAL OFFENSE	61-520	67-328
Punts (Number-Avg)	3-30.0	8-33.6
Fumbles-Lost	2-2	5-1
Penalties-Yards	7-60	7-44
Possession Time	23:53	36:07
Third-Down Conversions	2 of 7	4 of 16
Fourth-Down Conversions	1 of 2	2 of 3

**RUSHING: Henderson State**-Jarvis Smith 6-25; Kevin Nichols 4-19; Ryan McDonald 6-11. **McKendree**-James, Cameron 4-48; Wagner, Jacob 6-34; Bergschneider, D 9-28; Taylor, Jeruel 5-24; Wallace, Stephen 15-21; Herring, Ryan 5-15.

**PASSING: Henderson State**-Kevin Rodgers 28-36-2-442; Ryan Black 4-4-0-33. **McKendree**-Bergschneider, D 10-21-0-158.

**RECEIVING: Henderson State**-Robert Jordan 9-108; Elliot Hebert 6-93; Darius Davis 3-84; Israel Valentin 3-47; Dustin Holland 2-74; Corey Chappell 2-18; Kenrick Burns 2-15; Jarvis Smith 2-15; Mark Czaus 1-7; Kevin Nichols 1-7; L. Barnett 1-7. **McKendree**-Doty, Pat 7-67; James, Cameron 1-74; Wagner, Jacob 1-11; Herring, Ryan 1-6.

#### RECAP

It wasn't the best of performances, but Henderson State still managed to come away with a 75-14 beating of McKendree. The Reddies totaled 675 yards of offense while the defense was stellar allowing McKendree just 128 total yards and 10 first downs. It was a sloppy first-half as Henderson fumbled three times, including twice in the "Red Zone."

McKendree struck first when **Kevin Rodgers** lost the football on a sack by Lucky Baar on the first-play from scrimmage. The Bearcats scored three plays later on a 5-yard run by Ryan Herring.

The Reddies scored 27 unanswered points as Rodgers connected with **Robert Jordan** on touchdown passes of 26 and 16 yards. **Ryan McDonald** then sparked the Reddie offense with a 36-yard scoring jaunt, while **Kevin Nichols** plunged in from 1-yard out to give Henderson a 27-7 halftime lead.

Rodgers added three more touchdown passes in the second half including a 54-yard strike to **Darius Davis**, a 32-yard toss to **Dustin Holland** and a short 7-yarder to **Corey Chappell** before calling it a night.

Redshirt-freshman **Dallas Hardison** entered the game and tossed his first collegiate touchdown as he hooked up with Chappell for a 43-yard score. The defense finally put points on the board as **Triston Crook** picked up a loose ball and scampered 38-yards for a touchdown, 17 seconds after Chappell's touchdown. Henderson State added another touchdown with 7:44 remaining in the game as **Al Lasker** returned a punt 75-yards to make the score 68-14. The Reddies tacked on a late touchdown after a short punt by McKendree as McDonald scored on a 4-yard run.

The Charleston, Ark. product ended the night with 118 yards on 14 carries. It was the second consecutive week that McDonald eclipsed the 100-yard plateau.

### HSU 73, ARKANSAS TECH 34 RUSSELLVILLE, ARK. • 5,989

Score by Quarters	1	2	3	4	Score
Henderson State	22	34	10	7	- 73
Arkansas Tech	0	27	0	7	- 34

**SCORING SUMMARY: (1st)** 14:49 HSU - Israel Valentin 92 yd kick-off return (Kevin Rodgers rush); 4:05 HSU - Kevin Nichols 4 yd run (C. Gonsalves kick), 1:56 HSU - Jarvis Smith 54 yd run (C. Gonsalves kick). **(2nd)** 13:41 HSU - L. Barnett 17 yd pass from Kevin Rodgers (C. Gonsalves kick), 11:49 ATU - K. Harmon 49 yd run (T. Pinkston kick), 9:44 HSU - Kevin Rodgers 3 yd run (C. Gonsalves rush fumble), 8:22 ATU - T. Marsh 48 yd run (T. Pinkston kick), 7:19 HSU - Robert Jordan 52 yd pass from Kevin Rodgers (C. Gonsalves kick), 5:15 ATU - C. Washington 51 yd pass from T. Marsh (T. Pinkston kick failed), 3:20 HSU - Elliot Hebert 37 yd pass from Kevin Rodgers (C. Gonsalves kick), 2:03 HSU - Dustin Holland 37 yd pass from Kevin Rodgers (C. Gonsalves kick), 0:24 ATU - W. Doty 8 yd pass from T. Marsh (T. Pinkston kick). **(3rd)** 10:04 HSU - L. Barnett 11 yd pass from Kevin Rodgers (C. Gonsalves kick), 5:19 HSU - C. Gonsalves 20 yd field goal. **(4th)** 8:46 ATU - T. Hampton 18 yd pass from T. Marsh (T. Pinkston kick), 6:56 HSU - Elliot Hebert 54 yd pass from Kevin Rodgers (C. Gonsalves kick).

	HSU	ATU
FIRST DOWNS	25	26
RUSHES-YARDS (NET)	31-190	35-200
PASSING YDS (NET)	391	325
Passes Att-Comp-Int	32-22-0	52-32-0
TOTAL OFFENSE	64-581	87-525
Punts (Number-Avg)	4-42.0	8-33.6
Fumbles-Lost	0-0	0-0
Penalties-Yards	11-94	9-87
Possession Time	22:41	37:19
Third-Down Conversions	5 of 10	3 of 18
Fourth-Down Conversions	0 of 0	1 of 3

**RUSHING: Henderson State**-Jarvis Smith 18-155; Kevin Nichols 5-21; Ryan McDonald 4-17; Kevin Rodgers 1-3. **Arkansas Tech**-K. Harmon 7-58; T. Marsh 7-50; C. Lewis 3-26; E. Johnson 8-25; C. Henderson 6-25; C. Washington 1-9; T. Lee 1-7; T. Moon 2-0.

**PASSING: Henderson State**-Kevin Rodgers 21-32-0-381; Ryan Black 1-1-0-10. **Arkansas Tech**-T. Marsh 32-52-0-325.

**RECEIVING: Henderson State**-Dustin Holland 7-121; Elliot Hebert 3-105; Israel Valentin 3-26; Robert Jordan 2-63; L. Barnett 2-28. **Arkansas Tech**-C. Washington 7-125; E. Johnson 4-43; D. Freeman 3-27; J. Keener 3-18; D. Brooks 3-18; J. Merdock 3-17; T. Lee 2-4; C. Lewis 1-35; T. Hampton 1-18; W. Doty 1-8; J. Simpson 1-6; T. Woosley.

#### RECAP

Henderson State's high-octane offense continued to roll as the Reddies opened GAC play with a 73-34 thrashing of Arkansas Tech.

**Kevin Rodgers** continued his stellar sophomore season going over 300 yards passing for the fourth straight time dating back to last year. The Rockwall, Texas product completed 21-of-32 passes for 381 yards and six touchdowns while rushing for another.

Before Rodgers even touched the ball against Tech on Saturday, Henderson State got on the board as **Israel Valentin** returned the opening kickoff 92 yards to set the tone for the Reddies' eventual scoring rampage. From that point on, Henderson quickly built a 29-0 lead as **Kevin Nichols** scored on a 4-yard run, followed by a 54-yard score by **Jarvis Smith**. Rodgers then began the second quarter with a 17-yard strike to **Labroderick Barnett**. **Elliot Hebert** and **Dustin Holland** both had 37-yard touchdown receptions to make the score 56-20. It was hard to believe, but the plethora of scoring was done in the first half. Rodgers later hit Hebert for his longest pass of the night of 54-yards for the final score.

Smith was the workhorse for Henderson's ground game as he totaled 155 yards on 18 carries. A pair of Reddie receivers went over 100-yards for the second time this season as Holland totaled 121 yards on 7 receptions, and Hebert had 105 yards on 3 catches.

# 2012 GAME RECAPS • PAGE 17

## HSU 56, SOUTHEASTERN OKLA. 20 ARKADELPHIA, ARK. • 4,914

Score by Quarters	1	2	3	4	Score
Southeastern	0	0	13	7	- 20
Henderson State	14	15	27	0	- 56

**SCORING SUMMARY:(1st )** 14:19 HSU - Jarvis Smith 2 yd run (Gonsalves kick). 3:04 HSU - Robert Jordan 85 yd punt return (Gonsalves kick). **(2nd)** 11:07 HSU - Jarvis Smith 5 yd run (Barnett pass from Kevin Rodgers). 2:21 HSU - Elliot Hebert 82 yd pass from Rodgers (Gonsalves kick). **(3rd)** 12:43 HSU - Chuck Obi 50 yd fumble recovery (Gonsalves kick). 10:45 SOSU - J. Bradley 13 yd run (Peoples kick). 7:07 SOSU - CJ Kirk 11 yd run (Zach Ray rush fumbled). 6:26 HSU - Darius Davis 75 yd pass from Kevin Rodgers (TEAM rush fumbled). 4:28 HSU - Robert Jordan 69 yd punt return (C. Gonsalves kick). 2:37 HSU - Chuck Obi 17 yd blocked punt return (C. Gonsalves kick). **(4th)** 13:15 SOSU - J. Bradley 2 yd run (Peoples kick).

	SEO	HSU
FIRST DOWNS	37	14
RUSHES-YARDS (NET)	61-291	17-79
PASSING YDS (NET)	282	269
Passes Att-Comp-Int	45-30-1	28-15-0
TOTAL OFFENSE	106-573	45-348
Punts (Number-Avg)	4-33.5	5-35.0
Fumbles-Lost	2-2	1-0
Penalties-Yards	8-76	8-76
Possession Time	43:05	16:55
Third-Down Conversions	8 of 20	3 of 9
Fourth-Down Conversions	4 of 8	1 of 1

**RUSHING: Southeastern Okla.**-J. Bradley 24-94; CJ Kirk 12-62; Ladarius Abrams 12-54; Billy Hashaway 6-46; Nick Sioson 5-30. **Henderson State**-Jarvis Smith 5-24; Ryan McDonald 3-22.

**PASSING: Southeastern Okla.**-J. Bradley 24-35-1-211; Nick Sioson 6-9-0-71; Zach Ray 0-1-0-0. **Henderson State**-Kevin Rodgers 15-28-0-269.

**RECEIVING: Southeastern Okla.**-Jordan Mayfield 5-80; Ryan Shelley 5-43; Keelen Green 5-15; Anthony Foster 4-51; Anthony Gale 3-34; Krishon Daye 3-23; Chad Laury 2-8. **Henderson State**-Robert Jordan 4-47; Dustin Holland 3-24; Elliot Hebert 2-100; Zann Jones 2-13; Israel Valentin 2-4; Darius Davis 1-75; L. Barnett 1-6.

### RECAP

The Henderson defense propelled the Reddies to a 56-20 win over the Savage Storm. Henderson was limited to just 45 offensive plays and possessed the football for just 16:55 the entire game. HSU took the early lead as **Jarvis Smith** scored on a 2-yard run to cap off a 9-play, 67-yard drive with 4:19 left in the first quarter. It didn't take long for the Reddies to extend the lead to 14-0 as **Robert Jordan** spun out of a pair of tackles, keeping his knee inches from the turf, and broke loose for an 85-yard punt return for a score. On Henderson's next possession, the Reddies were pinned back at their own 1, but **Kevin Rodgers** orchestrated an 11-play, 99-yard drive with Smith scoring on a 5-yard run. The next offensive series for the Reddies consisted of just three plays with Rodgers connecting with **Elliot Hebert** for an 82-yard scoring strike to extend Henderson's lead to 29-0 at the break. Henderson's first score of the second half came on the defensive side of the football as **Randal Howard** hit Southeastern quarterback Jercolby Bradley and popped the ball loose with **Chuck Obi** returning the pigskin 50-yards for a Reddie score. After the Storm cut the Henderson deficit to 36-13, **Darius Davis** sliced past the defense, taking a Rodgers' pass 75 yards to pay-dirt. Jordan struck once more, as the junior from Miami, Fla. took the Jared Heim boot 69-yards to the house to extend Henderson's lead to 49-13. Minutes later, Obi again came up with another big defensive play for Henderson's final score by blocking a Heim punt and returning it 17 yards. **Keaton Stigger** and **Maxie Graham** led the Reddies once more combining for 37 tackles and three tackles for lost yardage. Individually, it was even a bigger night for Stigger, who totaled a career-high 21 tackles to set a new HSU record for tackles in a game.

## HSU 50, SOUTHWESTERN OKLA. 22 WEATHERFORD, OKLA. • 1500

Score by Quarters	1	2	3	4	Score
Henderson State	8	14	21	7	- 50
Southwestern	7	0	8	7	- 22

**SCORING SUMMARY:(1st )** 4:26 HSU - Jarvis Smith 11 yd run (Kevin Nichols pass from Kevin Rodgers). 1:57 SWOSU - Kirk Jones 8 yd pass from Dustin Stenta (C. Rainey kick). **(2nd)** 12:37 HSU - Kevin Nichols 2 yd run (C. Gonsalves kick). 3:55 HSU - Israel Valentin 10 yd pass from Kevin Rodgers (C. Gonsalves kick). **(3rd)** 13:16 HSU - Israel Valentin 34 yd run (C. Gonsalves kick). 10:48 HSU - Dustin Holland 12 yd pass from Kevin Rodgers (C. Gonsalves kick). 7:41 HSU - Robert Jordan 9 yd pass from Kevin Rodgers (C. Gonsalves kick). 5:52 SWOSU - D.C. Walker 1 yd run (Brad Smithey rush). **(4th)** 11:20 HSU - Darius Davis 10 yd pass from K. Rodgers (C. Gonsalves kick). 1:28 SWOSU - Aaron Wilson 1 yd run (C. Rainey kick).

	HSU	SWO
FIRST DOWNS	22	13
RUSHES-YARDS (NET)	46-210	33-53
PASSING YDS (NET)	241	271
Passes Att-Comp-Int	31-19-0	46-19-3
TOTAL OFFENSE	77-451	79-324
Punts (Number-Avg)	7-35.1	8-31.0
Fumbles-Lost	2-1	2-0
Penalties-Yards	9-64	8-49
Possession Time	28:14	31:46
Third-Down Conversions	7 of 17	6 of 19
Fourth-Down Conversions	2 of 2	0 of 3

**RUSHING: Henderson State**-Kevin Nichols 20-106; Jarvis Smith 14-79; Israel Valentin 1-34; Ryan McDonald 3-4; Kevin Rodgers 3-0. **Southwestern Okla.**-Aaron Wilson 15-59; D.C. Walker 8-20.

**PASSING: Henderson State**-Kevin Rodgers 19-31-0-241. **Southwestern Okla.**-Dustin Stenta 19-46-3-271.

**RECEIVING: Henderson State**-Robert Jordan 5-39; Dustin Holland 3-55; Elliot Hebert 2-43; Darius Davis 2-20; Israel Valentin 2-17; Justin Bradford 2-5; Charles Plaster 1-55; Zann Jones 1-4; L. Barnett 1-3. **Southwestern Okla.**-Brad Smithey 9-83; Kirk Jones 5-111; Ryan Corbin 3-31; Travis Carroll 1-28; M.J. Porter 1-18.

### RECAP

Henderson used a balanced offensive attack and at one point scored 35 unanswered points to cruise to a 50-22 win over Southwestern Oklahoma. Henderson first got on the board when **Jarvis Smith** scored on an 11-yard run to cap off a 14-play, 63-yard drive with 4:26 left in the opening quarter. Southwestern answered the Reddies' opening shot as Dustin Stenta drove the Bulldogs down field and connected with Kirk Jones for an 8-yard touchdown to make the score 8-7 by the end of the quarter. From there, the Reddies went on a 35-0 run to pull away and manufacture another rout. The dominant run began with a **Kevin Nichols** 2-yard plunge early in the second quarter. **Israel Valentin** extended the Reddie lead just before the end of the first-half, as the sophomore from Fort Worth, Texas caught a 10-yard pass from **Kevin Rodgers** to make the score 22-7 at the break. Valentin then opened the scoring in the second-half for the Reddies with 34-yard run down the sidelines capping off a 2-play, 75-yard drive to increase the lead to 29-7. Henderson added two more quick scores in the third quarter as Rodgers connected with **Dustin Holland** from 12-yards out, then **Robert Jordan** hauled in a 9-yard strike to increase the Reddie lead to 43-7 with 7:41 to play in the period. **Darius Davis** reached paydirt with a 10-yard reception for HSU's final score. Rodgers ended the night completing 19-of-31 passes for 241 yards and four touchdowns. Nichols became the second Reddie to rush for over 100 yards this season as the senior from Little Rock ended the game with 106 yards on 20 carries. **Jeremy Williams** led the Henderson defense with 8 tackles including two sacks, an interception and a pair of pass break-ups.

## HSU 71, ARKANSAS-MONTICELLO ARKADELPHIA, ARK. • 4071

Score by Quarters	1	2	3	4	Score
UA-Monticello	0	0	0	0	- 0
Henderson State	7	35	13	16	- 71

**SCORING SUMMARY:(1st )** 4:06 HSU - Corey Chappell 5 yd pass from Kevin Rodgers (C. Gonsalves kick). **(2nd)** 12:51 HSU - Darius Davis 4 yd pass from Kevin Rodgers (C. Gonsalves kick). 11:54 HSU - Elliot Hebert 5 yd pass from Kevin Rodgers (C. Gonsalves kick). 7:38 HSU - Darius Davis 16 yd pass from Kevin Rodgers (C. Gonsalves kick). 4:38 HSU - Kevin Nichols 2 yd run (C. Gonsalves kick). 2:01 HSU - Robert Jordan 69 yd pass from Kevin Rodgers (C. Gonsalves kick). **(3rd)** 11:51 HSU - C. Gonsalves 22 yd field goal. 10:02 HSU - Jarvis Smith 41 yd run (C. Gonsalves kick). 6:33 HSU - C. Gonsalves 35 yd field goal. **(4th)** 06:51 HSU - C. Gonsalves 24 yd field goal. 5:55 HSU - Randal Howard 22 yd fumble recovery (C. Gonsalves kick). 1:55 HSU - Raheim Alford 74 yd pass from Ryan Black (C. Gonsalves kick failed).

	UAM	HSU
FIRST DOWNS	16	30
RUSHES-YARDS (NET)	30-109	32-244
PASSING YDS (NET)	145	411
Passes Att-Comp-Int	49-27-4	37-25-0
TOTAL OFFENSE	79-254	69-655
Punts (Number-Avg)	5-38.6	2-30.0
Fumbles-Lost	3-2	0-0
Penalties-Yards	10-98	9-65
Possession Time	34:20	25:40
Third-Down Conversions	4 of 17	5 of 12
Fourth-Down Conversions	2 of 6	1 of 1

**RUSHING: Arkansas-Monticello**-Damon Wicker 15-70; Joevall Hoosey 4-23; Trey Taylor 5-6; Nick Williams 4-6. **Henderson State**-Jarvis Smith 7-119; Ryan Black 2-47; Kevin Nichols 6-37; Ryan McDonald 8-26; Elliot Hebert 1-10; L. Ridditt 4-8.

**PASSING: Arkansas-Monticello**-Damon Wicker 23-44-4-131; Trey Taylor 4-5-0-14. **Henderson State**-Kevin Rodgers 23-30-0-326; Ryan Black 2-7-0-85.

**RECEIVING: Arkansas-Monticello**-Ian Levine 8-61; Blake Prince 4-22; Trey Taylor 4-13; Skyler Scott 2-12. **Henderson State**-Robert Jordan 5-143; Dustin Holland 5-61; Elliot Hebert 4-42; Darius Davis 3-39; Kevin Nichols 2-21; Israel Valentin 2-7; Raheim Alford 1-74; Ryan McDonald 1-11; L. Barnett 1-8; Corey Chappell 1-5.

### RECAP

Henderson State's defense forced a season-high six turnovers as the Reddies shutout UA-Monticello by a score of 71-0. The Reddies got off to a slow start offensively as quarterback Kevin Rodgers completed just 1-of-5 passes to begin the game. However, the sophomore from Rockwall, Texas then caught fire by completing his next 18 consecutive passes as the Reddies scored 42 points in the first-half. HSU's first score came at the 4:06 mark as Corey Chappell caught a 5-yard slant pass from Rodgers. Later in the half, Darius Davis had touchdown receptions of 4 and 16 yards, while Elliot Hebert grabbed a 5-yard pass to reach pay dirt. Kevin Nichols also added a 2-yard scoring plunge, before Robert Jordan made another highlight with a 69-yard scoring reception. HSU turned to the ground game in the second half as Jarvis Smith scored on a 41-yard scamper. Junior place kicker Charles Gonzalves had a career-high three field goals as he made good on kicks of 22, 35, and 24 yards. Henderson's final score was a 74-yard pass from Ryan Black to Raheim Alford as the Reddies went over the 70-point plateau. Throughout the game the Reddies' defense came up big to set up several scores with linebacker Maxie Graham leading the charge. Graham recorded a career-high 15 tackles and had two interceptions, while both Tim Llewellyn and Keaton Stigger also had interceptions. Late in the fourth quarter, defensive lineman Randall Howard forced backup quarterback Trey Taylor to fumble the football and the 6-2, 240-pound freshman from Dallas, Texas rumbled 22-yards for his first career touchdown. Rodgers ended the game going 23-for-30 for 326 yards and five touchdowns.

# FULL SPEED AHEAD

## 2012 GAME RECAPS • PAGE 18

### HSU 38, HARDING 10 SEARCY, ARK. • 3,600

Score by Quarters	1	2	3	4	Score
Henderson State	10	7	7	14	- 38
Harding	3	0	7	0	- 10

**SCORING SUMMARY: (1st)** 13:35 HSU - C. Gonsalves 36 yd field goal. 9:19 HU - John Gay 41 yd field goal. 6:53 HSU - Elliot Hebert 12 yd pass from Kevin Rodgers (C. Gonsalves kick). **(2nd)** 12:17 HSU - Elliot Hebert 67 yd pass from Kevin Rodgers (C. Gonsalves kick). **(3rd)** 14:11 HSU - L. Barnett 26 yd pass from Kevin Rodgers (C. Gonsalves kick). 8:28 HU - Ahmad Scott 1 yd run (John Gay kick). **(4th)** 09:26 HSU - Darius Davis 26 yd pass from Kevin Rodgers (C. Gonsalves kick). 4:56 HSU - Darius Davis 18 yd pass from Kevin Rodgers (C. Gonsalves kick).

	HSU	HU
FIRST DOWNS	24	13
RUSHES-YARDS (NET)	27-80	49-172
PASSING YDS (NET)	466	97
Passes Att-Comp-Int	45-30-2	24-10-1
TOTAL OFFENSE	72-546	73-269
Punts (Number-Avg)	3-37.7	8-41.1
Fumbles-Lost	2-1	4-0
Penalties-Yards	4-31	6-37
Possession Time	25:07	34:53
Third-Down Conversions	9 of 17	6 of 19
Fourth-Down Conversions	1 of 2	1 of 2

**RUSHING: Henderson State**-Jarvis Smith 10-56; Kevin Nichols 8-15; Israel Valentin 3-14; TEAM 1-minus 1; Kevin Rodgers 5-minus 4. Harding-Romo Westbrook 5-45; Jason Oller 8-44; Ahmad Scott 7-28; Kelvin Martin 13-23; Ty Finley 4-23; D. Jackson-Best 6-4; Colton Kamper 2-3; Keenan Kellett 4-2.

**PASSING: Henderson State**-Kevin Rodgers 30-44-2-466; TEAM 0-1-0-0. Harding-Kelvin Martin 8-17-0-65; Keenan Kellett 2-7-1-32.

**RECEIVING: Henderson State**-Dustin Holland 10-164; Elliot Hebert 7-107; L. Barnett 3-59; Darius Davis 3-56; Israel Valentin 3-25; Robert Jordan 2-45; Corey Chappell 2-10. **Harding**-D. Luckett 6-47; Colton Kamper 2-31; Michael Belin 2-19.

#### RECAP

Henderson's offensive juggernaut came away with the key 38-10 victory over Harding. The Reddies compiled 546 yards of offense including 466 yards through the air, while the defense limited Harding to just 172 yards rushing, far below its season average of 320 yards per game. **Kevin Rodgers** continued his astonishing season by completing 30 of 44 passes for 466 yards and five touchdowns. The Rockwall, Texas native set a school record for touchdown passes in a season surpassing Nick Hardesty when he threw his third score of the game by connecting on a 26-yard toss to **Labroderick Barnett** in the third quarter. **Elliot Hebert** helped propel the Reddies to a 17-3 advantage as Rodgers connected with the senior from Scott, La. for a 12-yard score and then a 67-yard strike to stun the Harding faithful. With the score 24-10 early in the fourth quarter, the Bisons looked to have the momentum swung in their favor as **Robert Jordan** mishandled a Nathan Kadlecik punt with Phillip Moon recovering at the Reddie 9. With their backs against their goal line, the Reddie defense stuffed the Bisons on a 4th-and-goal play from the 5 as **Chuck Obi** turned away Jason Oller at the 1. The Reddies then drove the ball 99 yards and capped off the drive with a 26-yard touchdown toss from Rodgers to **Darius Davis**. That crucial drive was kept alive with the help of a 34-yard reception from **Dustin Holland**. Holland ended the game with a career-high 164 yards on 10 receptions, while Hebert had 107 yards on 7 catches and a pair of touchdowns. The Reddie defense was spectacular all night long as they limited the Bisons to 269 yards of total offense, forcing 10 three-and-outs, and turning away Harding twice in the red zone. **Maxie Graham** led the Reddies with 12 tackles including a pair of tackles for lost yardage, while **Chuck Obi** and **Tim Llewellyn** had seven tackles each.

### HSU 49, EAST CENTRAL 14 ARKADELPHIA, ARK. • 6,781

Score by Quarters	1	2	3	4	Score
East Central	0	7	0	7	- 14
Henderson State	20	15	7	7	- 49

**SCORING SUMMARY: (1st)** 14:46 HSU - Israel Valentin 97 yd kick-off return (C. Gonsalves kick). 6:37 HSU - Kevin Nichols 1 yd run (Kevin Rodgers rush failed). 3:07 HSU - Kevin Nichols 3 yd run (C. Gonsalves kick). **(2nd)** 12:50 ECU - L. Anderson 39 yd pass from Spencer Bond (Brian Gonzalez kick). 11:29 HSU - Israel Valentin 38 yd pass from Kevin Rodgers (C. Gonsalves kick blocked). 3:14 HSU - Elliot Hebert 12 yd pass from Kevin Rodgers (C. Gonsalves kick failed). 00:00 HSU - C. Gonsalves 32 yd field goal. **(3rd)** 00:08 HSU - Robert Jordan 78 yd pass from Kevin Rodgers (C. Gonsalves kick). **(4th)** 06:37 HSU - Jarvis Smith 1 yd run (C. Gonsalves kick). 5:16 ECU - Titus Mobley 3 yd run (Brian Gonzalez kick).

	ECU	HSU
FIRST DOWNS	16	27
RUSHES-YARDS (NET)	31-74	33-86
PASSING YDS (NET)	183	378
Passes Att-Comp-Int	41-13-1	42-29-3
TOTAL OFFENSE	72-257	75-464
Punts (Number-Avg)	10-42.8	3-38.3
Fumbles-Lost	1-0	2-1
Penalties-Yards	13-106	9-61
Possession Time	32:50	27:10
Third-Down Conversions	7 of 20	6 of 11
Fourth-Down Conversions	0 of 1	0 of 0

**RUSHING: East Central**-Spencer Bond 13-55; Titus Mobley 12-22. 3. **Henderson State**-Jarvis Smith 15-56; Kevin Nichols 8-36; Ryan Black 1-6; L. Ridditt 1-5; Elliot Hebert 1-4.

**PASSING: East Central**-Spencer Bond 13-41-1-183. **Henderson State**-Kevin Rodgers 29-41-2-378; Ryan Black 0-1-1-0.

**RECEIVING: East Central**-L. Anderson 4-86; Caleb Holley 2-46; Colter Huff 2-18. **Henderson State**-Robert Jordan 6-120; L. Barnett 5-85; Elliot Hebert 5-50; Dustin Holland 5-43; Israel Valentin 3-43; Darius Davis 2-32.

#### RECAP

**Israel Valentin's** 97-yard touchdown on the game's opening kickoff set the tone for Henderson State as the Reddies rolled to a 49-14 win over East Central. Valentin, who also returned an opening kickoff earlier this season against Arkansas Tech, ended the game with 140 all-purpose yards including 43 yards receiving with a touchdown grab. Henderson State took a 20-0 lead in the first quarter as **Kevin Nichols** had a pair of rushing touchdowns of 1 and 3 yards. The Reddies scored three more times before the half as **Kevin Rodgers** hooked up with Valentin for a 38-yard score and then set the Henderson State career touchdown passing record when he connected with **Elliot Hebert** from 12-yards out. Rodgers surpasses Nick Hardesty who had 43 career touchdown passes in 18 games for the Reddies from 2009 to 2010. HSU place-kicker **Charles Gonsalves** closed out the half with a 32-yard field goal to give the Reddies a 35-7 lead at the break.

There was little excitement in the third quarter as the Reddies' offense sputtered until Rodgers went deep and hit **Robert Jordan** for a 78-yard touchdown with 8 seconds remaining in the quarter to increase the Henderson lead to 42-7. Starting running back **Jarvis Smith** closed out the scoring for the Reddies with a 1-yard plunge midway through the final period of play. Statistically, Rodgers went over 300 yards passing for the sixth time this season completing 29-of-41 passes for 378 yards. Jordan led the Reddie receivers with six catches for 120 yards, while **Labroderick Barnett** had five receptions for 85 yards.

**Keaton Stigger** led the Reddie defense with eight tackles including two for lost yardage, while **Maxie Graham** and **Jeremy Williams** both had seven stops.

### HSU 44, SOUTHERN ARKANSAS 36 MAGNOLIA, ARK. • 3,321

Score by Quarters	1	2	3	4	Score
Henderson State	10	19	12	3	- 44
Southern Arkansas	7	7	12	10	- 36

**SCORING SUMMARY: (1st)** 12:56 HSU - C. Gonsalves 32 yd field goal. 7:02 HSU - Robert Jordan 6 yd pass from Kevin Rodgers (C. Gonsalves kick). 4:45 SAU - Rafael Thomas 9 yd pass from Tyler Sykora (Dillon Fogle kick). **(2nd)** 14:56 SAU - P. Walker-Hall 14 yd pass from Tyler Sykora (Jacob Carpenter kick). 12:06 HSU - Kevin Nichols 1 yd run (C. Gonsalves kick failed). 10:17 HSU - Vince Thompson 44 yd interception return (C. Gonsalves kick). 3:57 HSU - Darius Davis 38 yd pass from Kevin Rodgers (C. Gonsalves kick failed). **(3rd)** 11:21 SAU - Chris Terry 10 yd pass from Tyler Sykora (Jacob Carpenter kick failed). 9:04 HSU - C. Gonsalves 25 yd field goal. 5:31 SAU - Carlos Brown 1 yd run (Dillon Fogle kick blocked). 5:31 HSU - Ricardo Mendez PAT return. 2:50 HSU - Dustin Holland 18 yd pass from Kevin Rodgers (C. Gonsalves kick). **(4th)** 13:34 SAU - DeMario Thomas 67 yd fumble recovery (Jacob Carpenter kick) 2:14 HSU - C. Gonsalves 38 yd field goal. 00:31 SAU - Jacob Carpenter 27 yd field goal.

	HSU	SAU
FIRST DOWNS	25	30
RUSHES-YARDS (NET)	25-44	30-100
PASSING YDS (NET)	518	411
Passes Att-Comp-Int	46-32-0	56-33-1
TOTAL OFFENSE	71-562	86-511
Punts (Number-Avg)	2-41.5	5-29.2
Fumbles-Lost	2-1	3-1
Penalties-Yards	9-105	15-137
Possession Time	28:09	31:51
Third-Down Conversions	5 of 12	11 of 19
Fourth-Down Conversions	0 of 1	1 of 1

**RUSHING: Henderson State**-Jarvis Smith 7-20; Kevin Nichols 8-17; Kevin Rodgers 7-15; Elliot Hebert 1-2; Israel Valentin 1-minus 4; TEAM 1-minus 6. **Southern Arkansas**-Carlos Brown 20-94; Aarion Jones 3-7; David Bell 1-1; Tyler Sykora 6-minus 2.

**PASSING: Henderson State**-Kevin Rodgers 32-46-0-518. **Southern Arkansas**-Tyler Sykora 33-55-1-411; David Bell 0-1-0-0.

**RECEIVING: Henderson State**-Robert Jordan 7-173; Dustin Holland 6-96; Israel Valentin 5-79; L. Barnett 5-40; Darius Davis 3-72; Jarvis Smith 2-1; Kenrick Burns 1-29; Charles Plaster 1-16; Elliot Hebert 1-6; Kevin Nichols 1-6. **Southern Arkansas**-Rafael Thomas 11-101; Jack Brown 8-99; Chris Terry 4-56; Carlos Brown 3-31; P. Walker-Hall 2-66; Nate Pickett 2-39.

#### RECAP

Henderson State was able to hold off Southern Arkansas by defeating the Muleriders by a score of 44-36.

The matchup between the Reddies and Muleriders featured the two best quarterbacks in the league and the two signal-callers lived up to the billing. Henderson's Kevin Rodgers had a career-high 518 yards passing as he completed 32-of-46 passes, while SAU's Tyler Sykora ended the game with 411 yards on 33-of-55 attempts.

Henderson built a 29-14 halftime lead with the help of a 6-yard scoring toss from Rodgers to Robert Jordan, and 38 yard scoring reception by Darius Davis. Kevin Nichols had a 1-yard run, while Vincent Thompson picked off a Sykora pass and returned it 44 yards for a score. The Reddies would score one more touchdown in the second half as Rodgers hit Dustin Holland for a 18-yard touchdown. Charles Gonsalves hit field goals of 32, 25, and 38 while Ricardo Mendez had a defensive point after score.

Rodgers utilized 10 different receivers with Jordan having 173 yards on 7 catches including a 79-yard touchdown, while Holland ended the night with 6 receptions for 96 yards.

The two teams combined for 1,073 yards of offense with the Reddies ending the night with 562 yards and SAU with 511 yards.

# HENDERSON STATE

## 2012 GAME RECAPS • PAGE 19

HSU 42, OUACHITA BAPTIST 7  
ARKADELPHIA, ARK. • 12,035

Score by Quarters	1	2	3	4	Score
Ouachita Baptist	0	7	0	0	- 7
Henderson State	21	14	7	0	- 42

**SCORING SUMMARY:** **(1st)** 12:32 HSU - Robert Jordan 24 yd pass from Kevin Rodgers (C. Gonsalves kick). 6:03 HSU - Jarvis Smith 11 yd run (C. Gonsalves kick). 00:00 HSU - Kevin Nichols 1 yd run (C. Gonsalves kick). **(2nd)** 09:11 OBU - Steven Kehner 4 yd run (Jason Fowler kick). 6:29 HSU - Kevin Nichols 1 yd run (C. Gonsalves kick). 0:44 HSU - Kevin Nichols 4 yd run (C. Gonsalves kick). **(3rd)** 09:59 HSU - Kevin Nichols 17 yd run (C. Gonsalves kick).

	OBU	HSU
FIRST DOWNS	17	24
RUSHES-YARDS (NET)	39-145	42-305
PASSING YDS (NET)	155	209
Passes Att-Comp-Int	34-17-1	26-15-1
TOTAL OFFENSE	73-300	68-514
Punts (Number-Avg)	6-41.3	4-33.5
Fumbles-Lost	1-1	0-0
Penalties-Yards	6-56	7-50
Possession Time	33:07	26:53
Third-Down Conversions	5 of 15	6 of 12
Fourth-Down Conversions	1 of 3	2 of 2

**RUSHING:** *Ouachita Baptist*-Chris Rycraw 20-69; Steven Kehner 8-39; Ty Towers 7-25; Benson Jordan 4-12. *Henderson State*-Jarvis Smith 17-191; Kevin Nichols 17-60; Ryan Black 4-41.

**PASSING:** *Ouachita Baptist*-Benson Jordan 12-26-1-104; Ty Towers 5-8-0-51. *Henderson State*-Kevin Rodgers 15-26-1-209.

**RECEIVING:** *Ouachita Baptist*-Brett Reece 5-56; Drew White 4-42; Jalen Jones 4-22; Chris Rycraw 2-28; Evian Hill 1-5; Peyton Tolliver 1-2. *Henderson State*-Robert Jordan 8-83; Dustin Holland 3-68; Darius Davis 1-24; Kenrick Burns 1-19; Israel Valentin 1-9.

### RECAP

A Henderson State single-game record of 12,035 fans witnessed the Reddies cruise to a 42-7 rout over cross-street rival Ouachita Baptist.

The win gave Reddies its third straight win over OBU but more importantly gave them the outright GAC Championship.

Touchdowns on their first three drives of the game gave the Reddies an early 21-0 lead that they would only build on as the game wore on.

The first score for Henderson came through the air as Kevin Rodgers connected with Robert Jordan on a 24-yard seam route. A more methodical scoring drive was turned in by the Reddies on their second possession as they traveled 93 yards on 10 plays in 3:37. The final play of that drive was an 11-yard scamper up the middle by Jarvis Smith. On the Reddies' ensuing drive, fellow running back Kevin Nichols forced his way, from 1-yard out, into the end zone with time expiring in the first quarter to give the Reddies a 21-0.

Leading 28-7, HSU started on its own 16-yardline, Smith delivered the death blow of the game as he rushed over the right guard and quickly got past the secondary, racing down the sidelines 80 yards before eventually being stopped at the OBU 4-yardline. On the very next play, Nichols found the end zone from 4 yards out to give the Reddies a 35-7 lead at the half.

After the two teams combined for 42 points in the first half, only seven more would light up the scoreboard in the entire second half. Nichols, already with three rushing touchdowns in the game, delivered that final score as he crafted a 17-yard rushing touchdown with 9:59 remaining in the third quarter.

Nichols and Smith most certainly shouldered the load as the two running backs would combine for 251 yards on the ground and five touchdowns. An atypical day for Rodgers saw the sophomore throw for just 209 yards with one touchdown. Jordan was the receiver of choice for Rodgers as he hauled in eight catches for 83 yards and one touchdown.



## **RYAN BLACK**

**WIDE RECEIVER**  
6-3 • 193 • JR.-1L  
JACKSONVILLE, TEXAS  
TYLER CC

# 16

**2012:** Threw a 74-yard scoring strike to Raheim Alford against UAM . . . Scored his first collegiate touchdown in Henderson's season opener against Southern Nazarene with a 10-yard run.

**COLLEGE:** Transfers from Tyler Community College where he played in six games completing 2-of-8 passes for 21 yards . . . Carried the ball 20 times for 63 yards.

**PREP:** Passed for 4,933 yards in two years as a starter at Jacksonville High School . . . Rushed for 567 yards and 12 touchdowns.

## **AKEE JOHNSON**

**WIDE RECEIVER**  
5-9 • 170 • FR.-HS  
LITTLE ROCK, ARK.  
LITTLE ROCK-McCLELLAN HS

# 22

**PREP:** Prepped at Little Rock-McClellan High School where he was a two-time All-State selection . . . In 2012, Johnson played in five games and rushed 53 times for 415 yards and 5 touchdowns . . . Caught 15 passes for 250 yards and seven scores . . . Defensively, Johnson had three interceptions including one returned for a touchdown . . . In 2011, he averaged over 300 all-purpose yards per game and scored 22 touchdowns.

## **A.J. TUCKER**

**DEFENSIVE BACK**  
6-3 • 210 • FR.-HS  
LITTLE ROCK, ARK.  
LITTLE ROCK CENTRAL HS

# 10

**PREP:** Attended Little Rock Central High School where he totaled was a 2011 All-State receiver and a 2012 All-State defensive back . . . Tucker was a Rivals 2-Star rated player and was listed as one of Rivals' Top 24 players in Arkansas . . . Totaled 23 catches for 520 yards and two touchdowns in 2012.

## **JAQUAN COLE**

**RUNNING BACK**  
5-8 • 185 • FR.-HS  
DUNCANVILLE, TEXAS  
DUNCANVILLE HS

# 31

**PREP:** Was an all-district selection at Duncanville High School . . . Rushed for 536 yards and eight touchdowns in 2012 . . . Also had 291 yards passing.

## **DERRICK FERGUSON**

**DEFENSIVE BACK**  
6-3 • 215 • JR.-TR  
JACKSONVILLE, TEXAS  
TEXAS A&M-KINGSVILLE

# 9

**COLLEGE:** Transferred from Texas A&M-Kingsville . . . Also attended Arizona Western Junior College and Lon Morris . . . Was recruited by Arkansas, Mississippi State, Georgia and Ole Miss.

**PREP:** Attended Arlington Sam Houston High School where he was a First-Team All-District 4-5A selection . . . Racked up 67 total tackles, one interception, a fumble recovery, and 13 pass break-ups.

**PERSONAL:** Born July 7, 1991 . . . Son of Eric and Phyllis Ferguson . . . Has a brother Eric Jr. and one sister, Ashley . . . Also has a daughter, Autumn Lynn . . . Favorite professional football team is the Dallas Cowboys . . . Intended major is physical therapy.

## **AARON MOSS**

**LINEBACKER**  
6-3 • 215 • FR.-HS  
DALLAS, TEXAS  
J.J. PIERCE HS

# 33

**PREP:** Totaled 90 tackles his senior season at J.J. Pierce High School . . . Collected 38 unassisted tackles and had 4 tackles for lost yardage . . . An All-District selection, he earned Defensive Player of the Week honors three times in 2012.

	<b>PEYTON SQUIRES</b>	<b>34</b>
	<b>LINEBACKER</b> <b>6-1 • 210 • FR.-HS</b> <b>SPRINGDALE, ARK.</b> <b>SPRINGDALE HAR-BER HS</b>	

**PREP:** Prepped at Springdale Har-Ber . . . Was a member of the Super Sonic Class 7A Team and earned Class 7A All-State honors, as well as All-Northwest Arkansas . . . Selected to the Arkansas High School All Star Team . . . Totaled 103 tackles with 5 sacks, 12 tackles for losses and 3 forced fumbles in 2012.

	<b>ALEX REASON</b>	<b>45</b>
	<b>LINEBACKER</b> <b>5-11 • 200 • FR.-RS</b> <b>BALCH SPRINGS, TEXAS</b> <b>WEST MESQUITE HS</b>	

**2012:** Redshirted.  
**PREP:** A three-year letterman at West Mesquite High School . . . Earned All-Conference honors.  
**PERSONAL:** Born Dec. 30, 1993 . . . The son of Raymond and Sherlondra Reason . . . Lists the Dallas cowboys as his favorite teams . . . Undecided on a major.

	<b>BEAU BAKER</b>	<b>39</b>
	<b>DEFENSIVE BACK</b> <b>6-1 • 183 • FR.-RS</b> <b>KELLER, TEXAS</b> <b>KELLER HS</b>	

**2012:** Redshirted.  
**PREP:** A two-time All-District 7-5A selection at Keller High School.  
**PERSONAL:** Born Dec. 25, 1993 . . . Son of Cody and Cara Baker . . . Has one brother, Brock . . . Enjoys hunting and fishing . . . Majoring in physical education.

	<b>RON ALLEN</b>	<b>99</b>
	<b>DEFENSIVE TACKLE</b> <b>6-1 • 265 • SO.-1L</b> <b>NEW IBERIA, LA.</b> <b>NEW IBERIA HS</b>	

**2011:** Totaled 39 tackles including 5.0 stops for lost yardage . . . Had a season-best eight stops against Southwestern Oklahoma State . . . Also had six tackles against Ouachita Baptist . . . Recorded sacks against Southeastern Oklahoma and South Alabama.  
**2010:** Redshirted.  
**PREP:** An All-District and All-Arcadiana at New Iberia High School . . . Helped lead team to the 2008 District 4-5A Championship . . . Also lettered in track.  
**PERSONAL:** Born Aug. 4, 1991 . . . The son of Ron Allen, Sr. and Tiffany Bourgeois . . . Step mother is Twanna Allen . . . Has one brother, Qualyn, and one sister, Brianna . . . Also enjoys playing basketball . . . Majoring in Education.

	<b>KENTRELL WILLIAMS</b>	<b>88</b>
	<b>DEFENSIVE LINE</b> <b>6-2 • 240 • FR.-RS</b> <b>LITTLE ROCK, ARK.</b> <b>GRAMBLING STATE UNIVERSITY</b>	