



2024 RECORD BOOK

SACRAMENTO STATE BASEBALL





TABLE OF CONTENTS

| | | | |
|--|-------|---|-------|
| Individual Career Batting Records..... | 3-4 | Award Winners..... | 19-20 |
| Individual Single Season Batting Records..... | 5-6 | Year-By-Year Batting Leaders..... | 21-22 |
| Single-Game Batting Records..... | 7 | Year-By-Year Pitching Leaders..... | 23-24 |
| Team Single-Season Hitting & Fielding Records..... | 8 | Hornets in the Major League Baseball Draft..... | 25 |
| Year-by-Year Hitting Statistics..... | 9 | Major League Hornets..... | 26-28 |
| Individual Career Pitching Records..... | 10 | All-Time Baseball Roster..... | 29-35 |
| Individual Single-Season Pitching Records..... | 11 | Coaching History..... | 36-37 |
| Single-Game Pitching Records..... | 12 | Year-By-Year Results..... | 38-57 |
| Team Single-Season Pitching Records..... | 13 | Hornets In The Postseason..... | 58-59 |
| Year-by-Year Pitching Statistics..... | 14 | All-Time Series Records..... | 60 |
| Miscellaneous Records..... | 15-16 | Series Game-By-Game..... | 61-73 |
| The Last Time..... | 17-18 | | |



ALL-TIME CAREER BATTING RECORDS



Matt Smith (2016-21) finished his career as a Hornet as the program's all-time leader in at-bats (858), runs scored (142), hits (276), and RBI (158), while standing among the top 10 in six other categories.



Martin Vincelli-Simard (2019-23) tied the school record for home runs after hitting 17 as a senior.

BATTING AVERAGE (Minimum 250 ABs)

| | |
|-----------------------------------|----------------|
| 1. Kevin Kobza, 1984-85..... | .414 (115-278) |
| 2. Mark Gieseke, 1988-89..... | .408 (144-353) |
| 3. Deron Curran, 1985-86..... | .381 (137-360) |
| 4. Ray Brown, 1993-94..... | .380 (134-353) |
| 5. Dan Ferreira, 1990-91..... | .373 (132-354) |
| 6. Brandon Marshall, 1998-99..... | .364 (168-461) |
| 7. Matt Martinez, 1992-93..... | .364 (128-352) |
| 8. Gabe Jacobo, 2006-08..... | .362 (170-469) |
| 9. Brian Hewitt, 1988-89..... | .352 (105-298) |
| 10. Ian Dawkins, 2017-18..... | .349 (121-353) |

SLUGGING PCT. (Minimum 250 ABs)

| | |
|----------------------------------|------|
| 1. Mark Gieseke, 1988-99..... | .652 |
| 2. Gabe Jacobo, 2006-08..... | .633 |
| 3. Josh Payne, 1997-98..... | .632 |
| 4. Deron Curran, 1985-86..... | .628 |
| 5. Harvey Hargrove, 1995-97..... | .608 |
| 6. Derek Brown, 1994-95..... | .595 |
| 7. Kevin Kobza, 1984-85..... | .594 |
| 8. Kevin Creamer, 1987-88..... | .572 |
| 9. Josh Kirtlan, 1993-94..... | .568 |
| 10. Joe Evans, 2001-02..... | .559 |

ON BASE PCT. (Minimum 250 ABs)

| | |
|-----------------------------------|------|
| 1. Matt Martinez, 1992-93..... | .508 |
| 2. Mark Gieseke, 1988-89..... | .507 |
| 3. Deron Curran, 1985-86..... | .497 |
| 4. Kevin Smallcomb, 1981-82..... | .484 |
| 5. Kevin Kobza, 1984-85..... | .476 |
| 6. Ray Brown, 1993-94..... | .470 |
| 7. Kevin Creamer, 1987-88..... | .454 |
| 8. Brandon Marshall, 1998-99..... | .452 |
| 9. Dan Ferreira, 1990-91..... | .449 |
| 10. Bob Haase, 1983-85..... | .438 |

GAMES PLAYED

| | |
|-----------------------------------|-----|
| 1. Steven Moretto, 2018-22..... | 239 |
| 2. Scotty Burcham, 2012-15..... | 233 |
| 3. David Del Grande, 2010-14..... | 232 |
| 4. Keith Torres, 2018-22..... | 227 |
| 5. Matt Smith, 2016-21..... | 225 |
| 6. Vinny Esposito, 2015-18..... | 222 |
| 7. Chris Lewis, 2012-16..... | 220 |
| 8. Dawson Bacho, 2017-22..... | 219 |
| 9. Will Soto, 2011-14..... | 216 |
| 10. Bronson Grubbs, 2015-19..... | 215 |

GAMES STARTED

| | |
|--|-----|
| 1. Steven Moretto, 2018-22..... | 234 |
| 2. Scotty Burcham, 2012-15..... | 231 |
| 3. Keith Torres, 2018-22..... | 221 |
| 4. Matt Smith, 2016-21..... | 218 |
| 5. David Del Grande, 2010-14..... | 217 |
| 6. Chris Lewis, 2012-16..... | 208 |
| 7. Will Soto, 2011-14..... | 206 |
| 8. Andrew Ayers, 2010-13..... | 205 |
| 9. Dawson Bacho, 2017-22..... | 202 |
| 10. Everet Rincon, 2002-03, 05-06..... | 199 |

AT BATS

| | |
|-----------------------------------|-----|
| 1. Matt Smith, 2016-21..... | 858 |
| 2. Steven Moretto, 2018-22..... | 853 |
| 3. Scotty Burcham, 2012-15..... | 844 |
| 4. David Del Grande, 2011-14..... | 824 |
| 5. Will Soto, 2011-14..... | 809 |
| 6. Chris Lewis, 2013-16..... | 787 |
| 7. Andrew Ayers, 2010-13..... | 782 |
| 8. Dawson Bacho, 2017-22..... | 767 |
| 9. Vinny Esposito, 2015-18..... | 761 |
| 10. Keith Torres, 2018-22..... | 755 |

RUNS SCORED

| | |
|------------------------------------|-----|
| 1. Matt Smith, 2016-21..... | 142 |
| Derrick Chung, 2008-12..... | 142 |
| 3. Aurelio Jackson, 1998-2001..... | 138 |
| 4. Nathan Lukes, 2013-15..... | 137 |
| 5. Steven Moretto, 2018-22..... | 136 |
| 6. Keith Torres, 2018-22..... | 135 |
| 7. Dawson Bacho, 2017-22..... | 132 |
| 8. Scotty Burcham, 2012-15..... | 130 |
| 9. Andrew Ayers, 2010-13..... | 128 |
| David Flores, 2005-08..... | 128 |

HITS

| | |
|------------------------------------|-----|
| 1. Matt Smith, 2016-21..... | 276 |
| 2. Nathan Lukes, 2013-15..... | 244 |
| 3. Scotty Burcham, 2012-15..... | 235 |
| 4. Chris Lewis, 2013-16..... | 232 |
| 5. Aurelio Jackson, 1998-2001..... | 229 |
| 6. Andrew Ayers, 2010-13..... | 228 |
| 7. David Flores, 2005-08..... | 226 |
| 8. Dawson Bacho, 2017-22..... | 215 |
| 9. Derrick Chung, 2008-12..... | 211 |
| Tim Wheeler, 2007-09..... | 211 |

DOUBLES

| | |
|---|-----------|
| 1. David Flores, 2005-08..... | 57 |
| 2. Steven Moretto, 2018-22..... | 53 |
| 3. Will Soto, 2011-14..... | 50 |
| 4. Rhys Hoskins, 2012-14..... | 49 |
| Derrick Chung, 2008-12..... | 49 |
| 6. Matt Smith, 2016-21..... | 47 |
| Chris Lewis, 2013-16..... | 47 |
| 8. Andrew Ayers, 2010-13..... | 46 |
| Dawson Bacho, 2017-22..... | 46 |
| 10. Martin Vincelli-Simard, 2019-23..... | 42 |

TRIPLES

| | |
|---------------------------------|----|
| 1. Terry Mayer, 1970-73..... | 25 |
| 2. Dick Nunes, 1957 & 1959..... | 11 |
| 3. Andy Braio, 1960-62..... | 10 |
| 4. Matt Smith, 2016-21..... | 9 |
| Nathan Lukes, 2013-15..... | 9 |
| Justin Higley, 2011-13..... | 9 |
| Lashelle Tarver, 1980..... | 9 |
| 8. PJ Floyd, 2015-18..... | 8 |
| Scotty Burcham, 2012-15..... | 8 |
| Ryan Blair, 2007-08..... | 8 |
| Bob Crump, 1985-86..... | 8 |
| Steve Eakes, 1981..... | 8 |
| Bruce Roscorla, 1973-75..... | 8 |

HOME RUNS

| | |
|--|-----------|
| 1. Martin Vincelli-Simard, 2019-23..... | 35 |
| Harvey Hargrove, 1995-97..... | 35 |
| 3. Steven Moretto, 2018-22..... | 30 |
| Chris Kinsey, 2001-03..... | 30 |
| Will Fitzpatrick, 1990-93..... | 30 |
| 6. Gabe Jacobo, 2006-08..... | 29 |
| 7. Vinny Esposito, 2015-18..... | 27 |
| Tim Wheeler, 2007-09..... | 27 |
| 9. Dawson Bacho, 2017-22..... | 26 |
| 10. Rhys Hoskins, 2012-14..... | 25 |

ALL-TIME CAREER BATTING RECORDS

RUNS BATTED IN

| | |
|--|------------|
| 1. Matt Smith, 2016-21..... | 158 |
| 2. Martin Vincelli-Simard, 2019-23..... | 151 |
| 3. Steven Moretto, 2018-22..... | 150 |
| 4. Dawsen Bacho, 2017-22..... | 142 |
| Tim Wheeler, 2007-09..... | 142 |
| 6. Chris Lewis, 2013-16..... | 136 |
| 7. Will Fitzpatrick, 1990-93..... | 135 |
| 8. Rhys Hoskins, 2012-14..... | 128 |
| Chris Kinsey, 2001-03..... | 128 |
| Terry Mayer, 1970-73..... | 128 |

WALKS

| | |
|-----------------------------------|-----|
| 1. Keith Torres, 2018-22..... | 140 |
| 2. Kenny Smallcomb, 1981-82..... | 105 |
| 3. Will Fitzpatrick, 1990-93..... | 103 |
| 4. Andy Braio, 1960-62..... | 99 |
| 5. Derrick Chung, 2008-12..... | 91 |
| 6. Dawsen Bacho, 2017-22..... | 89 |
| 7. Matt Martinez, 1992-93..... | 87 |
| 8. Steven Moretto, 2018-22..... | 86 |
| 9. Chris Lewis, 2012-16..... | 84 |
| 10. James Outman, 2016-18..... | 80 |

HIT BY PITCH

| | |
|-----------------------------------|----|
| 1. David Del Grande, 2011-14..... | 43 |
| 2. David Flores, 2005-08..... | 38 |
| 3. Carlos Morales, 2000-01..... | 32 |
| Blake Crosby, 2007-09..... | 32 |
| 5. Gary Johnson, 2006-07..... | 31 |
| 6. Keith Torres, 2018-22..... | 30 |
| Tim Wheeler, 2007-09..... | 30 |
| 8. Derrick Chung, 2008-12..... | 29 |
| Dan Vetter, 1994-95..... | 29 |
| 10. Steven Moretto, 2018-22..... | 27 |
| Josh Powers, 2009-10..... | 27 |
| Buddy Morales, 2004-06..... | 27 |

STOLEN BASES

| | |
|----------------------------------|--------|
| 1. Aurelio Jackson, 1998-01..... | 85-123 |
| 2. Matt Martinez, 1992-93..... | 75-101 |
| 3. Robert Randall, 1990-93..... | 71-91 |
| 4. Kevin Ohama, 1986-87..... | 64-77 |
| 5. Kevin Smallcomb, 1981-82..... | 54-64 |
| 6. Buddy Thomas, 1983-84..... | 52-58 |
| Eric Vorbeck, 1990-91..... | 52-65 |
| 8. Doug Eastman, 1986..... | 48-57 |
| 9. Bob Haase, 1983-85..... | 47-54 |
| Jim Strombach, 2003-06..... | 47-54 |
| John McCaustlin, 1990-91..... | 47-64 |

SACRIFICE HITS

| | |
|---|----|
| 1. Everet Rincon, 2002-03, 2005-06..... | 34 |
| 2. Blake Crosby, 2007-09..... | 31 |
| 3. Scotty Burcham, 2012-15..... | 25 |
| 4. Bronson Grubbs, 2015-19..... | 21 |
| 5. Aurelio Jackson, 1998-01..... | 18 |
| 6. Keith Torres, 2018-22..... | 17 |
| 7. Matt Smith, 2016-21..... | 16 |
| Jim Strombach, 2003-06..... | 16 |
| 9. Dane Fujinaka, 2013-15..... | 15 |
| Kyle Moses, 2012-15..... | 15 |

SACRIFICE FLIES

| | |
|---|----|
| 1. Steven Moretto, 2018-22..... | 25 |
| 2. Will Soto, 2011-14..... | 19 |
| 3. Chris Lewis, 2012-16..... | 17 |
| 4. Matt Smith, 2016-21..... | 16 |
| 5. Martin Vincelli-Simard, 2019-23..... | 14 |
| David Del Grande, 2010-14..... | 14 |
| 7. Rhys Hoskins, 2012-14..... | 13 |
| 8. Gabe Jacobo, 2006-08..... | 12 |
| 9. Dylan McPhillips, 2018-22..... | 11 |
| Andrew Ayers, 2010-13..... | 11 |
| Derek Brown, 1994-95..... | 11 |


**ED. NOTE: Sacrifice hits and sacrifice flies are separate categories in the final season stats beginning with 1992. Prior to that, they were combined into a single category.*



Keith Torres' (2018-22) 140 career walks, broke Will Fitzpatrick's record that had stood since 1993.



Aurelio Jackson (1998-01) holds the school record with 85 career stolen bases (in 123 attempts).



Steven Moretto's (2018-22) 25 sacrifice flies set a new record, including an NCAA-leading 12 as a senior.

EDITOR'S NOTE: All records are as complete as possible, including the years 1951-55, 1957, 1959-75, and 1979-present. Final season stats and results are unavailable for the missing years and the season stats for 1979 and 1982 include conference games ONLY.

ALL-TIME SEASON BATTING RECORDS

BATTING AVERAGE (Minimum 140 at bats)

| | |
|---------------------------------|----------------|
| 1. Kevin Kobza, 1985..... | .459 (100-218) |
| 2. Mark Gieseke, 1988..... | .449 (83-185) |
| 3. Deron Curran, 1985..... | .444 (68-153) |
| 4. La Schelle Tarver, 1980..... | .430 (86-200) |
| 5. Terry Mayer, 1972..... | .412 (68-165) |
| 6. Kevin Creamer, 1987..... | .407 (57-140) |
| 7. Mikela Olsen, 2003..... | .404 (88-218) |
| 8. Dan Ferreira, 1990..... | .400 (56-140) |
| 9. Brandon Marshall, 1998..... | .398 (99-249) |
| 10. Blake Crosby, 2009..... | .397 (83-209) |

SLUGGING PCT. (Minimum 140 at bats)

| | |
|---|-------------|
| 1. Tim Wheeler, 2009..... | .765 |
| 2. Harvey Hargrove, 1997..... | .753 |
| 3. Mikela Olsen, 2003..... | .734 |
| 4. Kevin Creamer, 1987..... | .707 |
| 5. Eric Johnson, 1987..... | .707 |
| 6. Mark Gieseke, 1988..... | .703 |
| 7. Josh Payne, 1998..... | .701 |
| 8. Martin Vincelli-Simard, 2023..... | .684 |
| 9. Gabe Jacobo, 2008..... | .678 |
| 10. Kevin Kobza, 1985..... | .665 |

ON BASE PCT. (Minimum 140 at bats)

| | |
|---------------------------------|------|
| 1. Mark Gieseke, 1988..... | .534 |
| 2. Deron Curran, 1985..... | .533 |
| 3. Kevin Kobza, 1985..... | .512 |
| 4. Matt Martinez, 1993..... | .510 |
| 5. Matt Martinez, 1992..... | .505 |
| 6. Kevin Creamer, 1987..... | .503 |
| 7. Roy McDaniel, 1984..... | .503 |
| 8. Tim Wheeler, 2009..... | .494 |
| 9. Terry Mayer, 1972..... | .492 |
| 10. Brandon Marshall, 1998..... | .483 |

GAMES PLAYED

| | |
|--------------------------------|----|
| 1. Bronson Grubbs, 2019..... | 65 |
| Steven Moretto, 2019..... | 65 |
| Keith Torres, 2019..... | 65 |
| Rafael Maldonado, 1991..... | 65 |
| 5. Dawsen Bacho, 2019..... | 64 |
| Scotty Burcham, 2014..... | 64 |
| David Del Grande, 2014..... | 64 |
| Nathan Lukes, 2014..... | 64 |
| 9. Six players..... | 61 |
| <i>Last: Ian Dawkins, 2017</i> | |

GAMES STARTED

| | |
|--------------------------------|----|
| 1. Bronson Grubbs, 2019..... | 65 |
| Steven Moretto, 2019..... | 65 |
| Keith Torres, 2019..... | 65 |
| Rafael Maldonado, 1991..... | 65 |
| 5. David Del Grande, 2014..... | 64 |
| Nathan Lukes, 2014..... | 64 |
| 7. Scotty Burcham, 2014..... | 63 |
| 8. Dawsen Bacho, 2019..... | 62 |
| 9. Five players..... | 61 |
| <i>Last: Ian Dawkins, 2017</i> | |

AT BATS

| | |
|--------------------------------|-----|
| 1. Ian Dawkins, 2017..... | 262 |
| 2. Nathan Lukes, 2014..... | 259 |
| 3. Kevin Ohama, 1986..... | 254 |
| 4. Brandon Marshall, 1998..... | 249 |
| 5. Ian Dawkins, 2018..... | 248 |
| Jack Arroyo, 2004..... | 248 |
| 7. Rafael Maldonado, 1991..... | 247 |
| 8. Steven Moretto, 2019..... | 245 |



Harvey Hargrove's 26 home runs in 1997 remain the most hit by a Hornet in a single season. He also holds the school's career record with 35 round-trippers from 1995-97 in the green and gold.

| | |
|----------------------------|-----|
| 9. Dawsen Bacho, 2019..... | 243 |
| Scotty Burcham, 2015..... | 243 |
| Jesse Krebs, 2000..... | 243 |

| | |
|-----------------------------|----|
| 10. Josh Kirtlan, 1994..... | 19 |
| Harvey Hargrove, 1996..... | 19 |

RUNS SCORED

| | |
|--------------------------------------|-----------|
| 1. Brandon Marshall, 1998..... | 70 |
| 2. Wehiwa Aloy, 2023..... | 69 |
| 3. Josh Payne, 1998..... | 68 |
| 4. Hunter Martinez, 2009..... | 67 |
| 5. Kevin Ohama, 1986..... | 62 |
| 6. Jorge Bojorquez, 2023..... | 59 |
| Tim Wheeler, 2009..... | 59 |
| 8. Bobby Haase, 1985..... | 58 |
| 9. La Schelle Tarver, 1980..... | 57 |
| 10. Ian Dawkins, 2017..... | 56 |
| Jack Arroyo, 2004..... | 56 |
| Mike Carpentier, 1994..... | 56 |
| Deron Curran, 1986..... | 56 |
| Kevin Kobza, 1985..... | 56 |

HITS

| | |
|----------------------------------|-----------|
| 1. Kevin Kobza, 1985..... | 100 |
| 2. Brandon Marshall, 1998..... | 99 |
| 3. Nathan Lukes, 2014..... | 90 |
| 4. Ian Dawkins, 2018..... | 89 |
| Ian Dawkins, 2017..... | 89 |
| 6. Wehiwa Aloy, 2023..... | 88 |
| Hunter Martinez, 2009..... | 88 |
| Mikela Olsen, 2003..... | 88 |
| 9. Gabe Jacobo, 2008..... | 86 |
| La Schelle Tarver, 1980..... | 86 |

DOUBLES

| | |
|------------------------------|----|
| 1. Josh Powers, 2009..... | 26 |
| David Flores, 2008..... | 26 |
| 3. Kevin Kobza, 1985..... | 24 |
| 4. Mark Gieseke, 1988..... | 23 |
| 5. Steven Moretto, 2021..... | 22 |
| John McConologue, 1986..... | 22 |
| 7. Ryan Walstad, 2021..... | 20 |
| Mikela Olsen, 2003..... | 20 |
| Derek Brown, 1995..... | 20 |

TRIPLES

| | |
|---------------------------------|---|
| 1. La Schelle Tarver, 1980..... | 9 |
| Terry Mayer, 1972..... | 9 |
| 3. Steve Eakes, 1981..... | 8 |
| 4. Terry Meyer, 1971..... | 7 |
| Val King, 1984..... | 7 |
| Larry Kelley, 1959..... | 7 |
| 6. Scotty Burcham, 2015..... | 6 |
| Steve Kristy, 1992..... | 6 |
| Bob Crump, 1986..... | 6 |
| Terry Mayer, 1970..... | 6 |
| John Olander, 1964..... | 6 |
| Dick Nunes, 1957..... | 6 |
| Les Kuhn, 1962..... | 6 |
| Raul Quezada, 1959..... | 6 |
| Deron Curran, 1986..... | 6 |

HOME RUNS

| | |
|---------------------------------------|-----------|
| 1. Harvey Hargrove, 1997..... | 26 |
| 2. Tim Wheeler, 2009..... | 18 |
| Josh Payne, 1998..... | 18 |
| 4. Martin Vincelli-Simard..... | 17 |
| Will Fitzpatrick, 1993..... | 17 |
| 6. Mikela Olsen, 2003..... | 16 |
| Jesse Schmidt, 2003..... | 16 |
| Chris Kinsey, 2002..... | 16 |
| 9. Gabe Jacobo, 2008..... | 15 |
| 10. JP Smith, 2023..... | 14 |
| Wehiwa Aloy, 2023..... | 14 |
| Gabe Jacobo, 2007..... | 14 |
| Joe Evans, 2001..... | 14 |
| Dan Elorduy, 1998..... | 14 |
| Derek Brown, 1994..... | 14 |
| Steve Thobe, 1994..... | 14 |

ALL-TIME SEASON BATTING RECORDS



Ian Dawkins holds the season record for at-bats (262 in 2017) and multi-hit games (30 in 2018).



Tim Wheeler holds single-season records for slugging percentage and RBI, while ranking among the top 10 in three other categories, including home runs.

RUNS BATTED IN

| | | |
|-----|-------------------------------------|-----------|
| 1. | Tim Wheeler, 2009 | 72 |
| 2. | Jason Bolton, 1998 | 68 |
| 3. | Gabe Jacobo, 2008 | 66 |
| | Mikela Olsen, 2003 | 66 |
| 5. | Deron Curran, 1986 | 65 |
| 6. | Will Fitzpatrick, 1993 | 64 |
| | Dan Elorduy, 1998 | 64 |
| 8. | Harvey Hargrove, 1997 | 62 |
| 9. | Josh Payne, 1998 | 61 |
| 10. | Martin Vincelli-Simard, 2023 | 60 |
| | Chris Kinsey, 2002 | 60 |
| | Kevin Kobza, 1985 | 60 |

WALKS

| | | |
|-----|------------------------|----|
| 1. | Kevin Smallcomb, 1981 | 51 |
| 2. | Keith Torres, 2019 | 50 |
| 3. | Don Runyan, 1960 | 48 |
| 4. | Matt Martinez, 1993 | 47 |
| | Craig Johnson, 2004 | 47 |
| 6. | Rafael Maldonado, 1991 | 43 |
| 7. | Will Fitzpatrick, 1993 | 42 |
| 8. | Buddy Thomas, 1984 | 41 |
| | Deron Curran, 1986 | 41 |
| 10. | Jay DeAlba, 1986 | 40 |
| | Andy Braio, 1962 | 40 |
| | Brandon Marshall, 1998 | 40 |
| | Matt Martinez, 1992 | 40 |

HIT BY PITCH

| | | |
|----|------------------------|----|
| 1. | Buddy Morales, 2006 | 19 |
| | Carlos Morales, 2000 | 19 |
| | Dan Vetter, 1995 | 19 |
| 4. | Gary Johnson, 2006 | 18 |
| 5. | Tim Wheeler, 2009 | 17 |
| | Aurelio Jackson, 2001 | 17 |
| 7. | David Del Grande, 2012 | 16 |
| 8. | Jim Graf, 1969 | 15 |
| 9. | Derrick Chung, 2011 | 14 |
| | Brent Hottman, 2009 | 14 |
| | Josh Powers, 2009 | 14 |

SACRIFICE HITS

| | | |
|----|-----------------------|----|
| 1. | Dane Fujinaka, 2014 | 13 |
| | Blake Crosby, 2008 | 13 |
| | Bob Stevens, 1975 | 13 |
| 3. | Everet Rincon, 2006 | 11 |
| 4. | Gary Voet, 1972 | 10 |
| | Scotty Burcham, 2012 | 10 |
| | Blake Crosby, 2007 | 10 |
| | Craig Johnson, 2004 | 10 |
| | Everet Rincon, 2002 | 10 |
| | John McCaustlin, 1991 | 10 |
| | Tom Avila, 1984 | 10 |

SACRIFICE FLIES

| | | |
|----|-------------------------------|----|
| 1. | Steven Moretto, 2022 | 12 |
| 2. | David Del Grande, 2014 | 8 |
| 3. | Josh Powers, 2009 | 7 |
| | Ray Brown, 1993 | 7 |
| | Gabe Jacobo, 2007 | 7 |
| 6. | 11 Players Tied | 6 |
| | <i>Last: Matt Smith, 2019</i> | |

**ED. NOTE: Sacrifice hits and sacrifice flies are separate categories in the final season stats beginning with 1992. Prior to that, they were combined into a single category.*

STOLEN BASES

| | | |
|-----|-----------------------|-------|
| 1. | Kevin Ohama, 1986 | 49-61 |
| 2. | Doug Eastman, 1986 | 48-57 |
| 3. | Aurelio Jackson, 2001 | 44-60 |
| 4. | Robert Randall, 1992 | 40-51 |
| | Kevin Smallcomb, 1981 | 40-47 |
| 6. | Matt Martinez, 1992 | 39-52 |
| 7. | Matt Martinez, 1993 | 36-49 |
| 8. | John McCaustlin, 1991 | 35-44 |
| | Buddy Thomas, 1984 | 35-38 |
| 10. | Eric Vorbeck, 1991 | 33-40 |

MULTI-HIT GAMES

| | | |
|-----|---------------------------|-----------|
| 1. | Wehiwa Aloy, 2023 | 30 |
| | Ian Dawkins, 2018 | 30 |
| 3. | Ian Dawkins, 2017 | 28 |
| | Nathan Lukes, 2014 | 28 |
| | Brandon Marshall, 1988 | 28 |
| | Armando Balderramos, 1995 | 28 |
| 7. | Scotty Burcham, 2015 | 27 |
| | Gabe Jacobo, 2008 | 27 |
| | Derek Brown, 1994 | 27 |
| 10. | Jesse Krebs, 2000 | 26 |
| | Mike Carpentier, 1994 | 26 |

SINGLE-GAME BATTING RECORDS

AT BATS

| | |
|--|---|
| 1. Scotty Burcham at Iowa, 4/28/15 | 9 |
| Devin Lehman at Iowa, 4/28/15 | 9 |
| Nathan Lukes at Iowa, 4/28/15 | 9 |
| 4. Vinny Esposito at Iowa, 4/28/15 | 8 |
| Jim Greene vs. UC Davis, 4/24/62 | 8 |
| 6. 28 Players Tied | 7 |

Last: Dylan McPhillips at SeattleU, 3/19/22

HITS

| | |
|--|---|
| 1. Jim Greene at UC Davis, 4/24/62 | 7 |
| 2. Brandon Marshall vs. UC Davis, 4/29/98 | 6 |
| 3. Cesar Valero vs. Houston Baptist, 3/4/22 | 5 |
| Will Soto at New Mexico State, 5/7/11 | 5 |
| David Flores at New Mexico State, 4/7/06 | 5 |
| Craig Johnson at Pacific, 3/26/04 | 5 |
| Jesse Schmidt at Centenary, 4/18/03 | 5 |
| Everet Rincon at Cal Poly, 3/16/02 | 5 |
| Aurelio Jackson at Hawai'i, 1/27/01 | 5 |
| Aurelio Jackson at UC Riverside, 5/5/01 | 5 |
| Mike Butler vs. Santa Clara, 4/25/00 | 5 |
| Jesse Krebs vs. UC Davis, 3/14/00 | 5 |
| Jesse Krebs vs. Cal State East Bay, 2/8/00 | 5 |
| Jesse Krebs at Cal State Fullerton, 5/2/99 | 5 |
| Aurelio Jackson at Cal State Fullerton, 5/2/99 | 5 |
| Bill Hoover vs. Pacific, 4/25/98 | 5 |
| Brandon Marshall at Cal Poly, 4/12/98 | 5 |
| Ray Brown at CSUN, 4/23/94 | 5 |
| Terry Mayer at Chico State, 5/7/71 | 5 |
| Doug Behl at UC Davis, 4/24/62 | 5 |
| Sam Pullaro vs. Travis AFB, 4/10/56 | 5 |

RUNS BATTED IN

| | |
|---|----|
| 1. Cesar Valero vs. Houston Baptist, 3/4/22 | 10 |
| 2. Josh Payne vs. Pacific, 3/8/97 | 9 |
| 3. Tim Wheeler vs. Saint Mary's, 3/8/09 | 8 |
| Chris Kinsey at Cal Poly, 3/16/02 | 8 |
| 5. Dan Elorduy vs. Pacific, 4/25/98 | 7 |
| Dan Elorduy vs. Nevada, 3/15/98 | 7 |
| Harvey Hargrove at Nevada, 5/4/97 | 7 |
| Dick Renwick vs. Parks AFB, 4/11/53 | 7 |
| 8. 12 Players Tied | 6 |

Last: Ryan Walstad vs. UT Rio Grande Valley, 5/21/21

RUNS SCORED

| | |
|---|---|
| 1. Shawn McGuire vs. Pacific, 3/8/97 | 6 |
| 2. Cesar Valero vs. Houston Baptist, 3/4/22 | 5 |
| Kyle Moses at UC Davis, 4/15/14 | 5 |
| Kyle Moses at New Mexico State, 3/30/14 | 5 |
| Derrick Chung at New Mexico State, 5/7/11 | 5 |
| Kirby Young vs. Albany, 3/31/10 | 5 |
| Brandon Marshall vs. Pacific, 4/25/98 | 5 |
| Brandon Marshall vs. UC Davis, 4/29/98 | 5 |
| Josh Payne vs. Pacific, 4/25/98 | 5 |
| Pete Gascon vs. Rhode Island, 3/8/97 | 5 |
| Terry Mayer at Chico State, 5/14/71 | 5 |
| Jim Greene at UC Davis, 4/24/62 | 5 |
| Andy Braio at UC Davis, 4/24/62 | 5 |

DOUBLES

| | |
|--|---|
| 1. Ryan Walstad at Tarleton, 3/14/21 | 3 |
| Matt Smith at California Baptist, 3/29/19 | 3 |
| Kody Reynolds at UT Rio Grande Valley, 4/29/17 | 3 |
| Daryl Grant at Hawai'i, 1/27/01 | 3 |
| Mike Butler vs. Santa Clara, 4/25/00 | 3 |
| Bill Hoover vs. Pacific, 4/25/98 | 3 |
| Brian Gilman at Nevada, 5/2/98 | 3 |
| Harvey Hargrove vs. UC Davis, 5/8/96 | 3 |
| Greg Heitz vs. San Diego State, 4/14/96 | 3 |
| Jason Quintel vs. Fresno State, 5/12/95 | 3 |
| Ray Brown vs. Santa Clara, 4/6/93 | 3 |
| Jim Greene at UC Davis, 4/24/62 | 3 |

TRIPLES

| | |
|--|---|
| 1. Vinny Esposito vs. CSU Bakersfield, 4/29/17 | 2 |
| Nathan Lukes vs. North Dakota, 5/15/14 | 2 |
| John Acha vs. Cal State East Bay, 4/5/03 | 2 |
| Matthew Thomas vs. UC Davis, 5/10/75 | 2 |
| Dick Nunes vs. Santa Clara, 5/9/58 | 2 |
| Glen Streeter at Cal Poly Humboldt, 5/11/57 | 2 |

HOME RUNS

| | |
|---|---|
| 1. Cesar Valero vs. Houston Baptist, 3/4/22 | 3 |
| Tim Wheeler vs. Saint Mary's, 3/8/09 | 3 |
| Tim Wheeler vs. Utah Valley, 4/11/09 | 3 |
| Gabe Jacobo at Louisiana Tech, 4/3/08 | 3 |
| Jesse Schmidt at Centenary, 4/18/03 | 3 |
| Chris Kinsey at Cal Poly, 3/16/02 | 3 |
| 6. By Many | 2 |

STOLEN BASES

| | |
|--|---|
| 1. James Outman vs. Milwaukee, 3/3/18 | 4 |
| Andrew McWilliam vs. Northern Colorado, 4/3/16 | 4 |
| Matt Martinez at Pacific, 5/15/92 | 4 |
| Robert Randall at Santa Clara, 3/10/92 | 4 |
| Steve Kristy at Saint Mary's, 2/25/92 | 4 |
| Kevin Reali vs. Stanislaus State, 2/24/90 | 4 |
| Eric Vorbeck at Cal State East Bay, 2/3/90 | 4 |
| 8. 10 Players Tied | 3 |

Last: P.J. Floyd vs. William Jessup, 3/10/15

WALKS

| | |
|--|---|
| 1. Andy Braio at UC Davis, 4/24/62 | 6 |
| 2. Keith Torres at Northern Colorado, 5/5/19 | 5 |
| Dick Olson at San Francisco State, 4/6/57 | 5 |

SACRIFICE HITS

| | |
|---|---|
| 1. Hunter Adrian vs. Minnesota, 3/17/11 | 3 |
| Trevor Paine vs. Saint Mary's, 2/22/11 | 3 |
| Brent Hottman at New Mexico State, 4/4/09 | 3 |
| Travis Kirkman vs. Gonzaga, 3/21/08 | 3 |
| Buddy Morales vs. Louisiana Tech, 4/22/06 | 3 |
| Buddy Morales at New Mexico State, 4/7/06 | 3 |
| Bobby Ciani at Centenary, 4/17/03 | 3 |
| Aurelio Jackson vs. UC Santa Barbara, 3/18/00 | 3 |

TEAM HITTING & FIELDING RECORDS



Sacramento State set a new single-season record for fielding percentage in 2021, posting a .982 mark with just 34 errors.

GAMES PLAYED

| | |
|---------------------|----|
| 1. 1985 | 67 |
| 2. 1986 | 66 |
| 3. 2019 / 1991..... | 65 |
| 4. 2014 / 1988..... | 64 |
| 5. 2017 / 2004..... | 61 |

BATTING AVERAGE

| | |
|---------------|------|
| 1. 1985 | .345 |
| 2. 1994 | .324 |
| 3. 1998 | .323 |
| 4. 2009 | .318 |
| 5. 1991 | .313 |

AT BATS

| | |
|---------------------|-------|
| 1. 1998 | 2,231 |
| 2. 2014 | 2,163 |
| 3. 1986 | 2,153 |
| 4. 1991 | 2,148 |
| 5. 2019 / 1988..... | 2,124 |

RUNS

| | |
|---------------|-----|
| 1. 1998 | 487 |
| 2. 1985 | 458 |
| 3. 1991 | 456 |
| 4. 1988 | 441 |
| 5. 1994 | 436 |

HITS

| | |
|---------------|-----|
| 1. 1998 | 720 |
| 2. 1985 | 676 |
| 3. 1991 | 672 |
| 4. 1988 | 662 |
| 5. 1994 | 654 |

RBI

| | |
|---------------|-----|
| 1. 1998 | 440 |
| 2. 1988 | 407 |
| 3. 1985 | 403 |
| 4. 1991 | 393 |
| 5. 1994 | 389 |

DOUBLES

| | |
|---------------------|-----|
| 1. 1988 | 137 |
| 2. 1998 | 132 |
| 3. 2012 | 122 |
| 4. 1985 / 1987..... | 121 |
| 5. 2008 / 2009..... | 116 |

TRIPLES

| | |
|---------------|----|
| 1. 1985 | 26 |
| 2. 1980 | 25 |
| 3. 1984 | 24 |
| 4. 1979 | 23 |
| 5. 1981 | 21 |

HOME RUNS

| | |
|----------------------|-----------|
| 1. 2023 | 92 |
| 2. 1998 | 83 |
| 3. 1997 | 75 |
| 4. 1994 | 71 |
| 5. 2009 | 63 |

WALKS

| | |
|---------------------|-----|
| 1. 1986 | 356 |
| 2. 1987 | 322 |
| 3. 1988 | 317 |
| 4. 2019 / 1991..... | 303 |
| 5. 1993 | 292 |

FEWEST STRIKEOUTS

| | |
|---------------|-----|
| 1. 1983 | 118 |
| 2. 1981 | 168 |
| 3. 1984 | 180 |
| 4. 1982 | 181 |
| 5. 1980 | 198 |

MOST STRIKEOUTS

| | |
|----------------------|------------|
| 1. 2018 | 520 |
| 2. 2019 | 547 |
| 3. 2017 | 475 |
| 4. 2022 | 473 |
| 5. 2023 | 451 |

SLUGGING PERCENTAGE

| | |
|----------------------|-------------|
| 1. 1985 | .616 |
| 2. 2023 | .507 |
| 3. 1998 | .504 |
| 4. 1994 | .500 |
| 5. 2009 | .494 |

SACRIFICES

| | |
|------------------------|----|
| 1. 2014 | 83 |
| 2. 2019 | 60 |
| 3. 2007 / 2009 / | 58 |
| 2012 / 2022 | |
| 4. 2008 / 1984 | 55 |

STOLEN BASES

| | |
|---------------|-----|
| 1. 1986 | 211 |
| 2. 1991 | 166 |
| 3. 1990 | 157 |
| 4. 1984 | 153 |
| 5. 1992 | 142 |

PUTOUTS

| | |
|---------------|-------|
| 1. 2014 | 1,716 |
| 2. 2019 | 1,711 |
| 3. 1991 | 1,709 |
| 4. 2017 | 1,620 |
| 5. 2015 | 1,617 |

ASSISTS

| | |
|---------------|-----|
| 1. 2014 | 698 |
| 2. 1998 | 685 |
| 3. 1994 | 680 |
| 4. 2015 | 676 |
| 5. 2005 | 666 |

FEWEST ERRORS

| | |
|----------------------|----|
| 1. 2021 | 34 |
| 2. 2012 / 2022 | 47 |
| 3. 2013 | 48 |
| 4. 2017 | 51 |
| 5. 2018 / 1985..... | 52 |

MOST ERRORS

| | |
|---------------|-----|
| 1. 1997 | 123 |
| 2. 1998 | 121 |
| 3. 1979 | 116 |
| 4. 1990 | 114 |
| 5. 1994 | 110 |

FIELDING PERCENTAGE

| | |
|---------------------|------|
| 1. 2021 | .982 |
| 2. 2012 / 2013..... | .979 |
| 3. 2017 / 2022..... | .978 |
| 4. 2018 / 2015..... | .976 |
| 5. 2014 | .973 |

ED. NOTE: Pandemic shortened 2020 season not included

YEAR-BY-YEAR HITTING



| YEAR | G | AVG | AB | R | H | RBI | 2B | 3B | HR | BB | SO | SLG% | SF+SH | SB/SA | PO | A | E | FLD% |
|------|-----------|-------------|-------------|------------|------------|------------|------------|-----------|-----------|------------|------------|-------------|-----------|----------------|-------------|------------|-----------|-------------|
| 1979 | 50 | .286 | 1385 | 226 | 396 | 184 | 37 | 23 | 7 | 222 | 216 | .361 | 14 | 81/105 | N/A | N/A | 116 | N/A |
| 1980 | 50 | .298 | 1622 | 286 | 484 | 264 | 82 | 25 | 12 | 198 | 198 | .402 | 48 | 96/117 | N/A | N/A | 100 | N/A |
| 1981 | 50 | .301 | 1569 | 311 | 472 | 286 | 61 | 21 | 25 | 242 | 168 | .414 | 43 | 110/140 | N/A | N/A | N/A | N/A |
| 1982 | 48 | .293 | 1503 | 284 | 441 | 263 | 63 | 13 | 11 | 258 | 181 | .375 | 45 | 114/157 | N/A | N/A | 94 | N/A |
| 1983 | 39 | .295 | 1320 | 242 | 390 | 207 | 68 | 11 | 22 | 218 | 118 | .414 | 36 | 109/149 | 1007 | 391 | 71 | .952 |
| 1984 | 50 | .310 | 1526 | 301 | 473 | 248 | 67 | 24 | 17 | 230 | 180 | .419 | 55 | 153/193 | N/A | N/A | 67 | N/A |
| 1985 | 67 | .345 | 1960 | 458 | 676 | 403 | 121 | 26 | 53 | 272 | 264 | .616 | 34 | 137/170 | N/A | N/A | 52 | N/A |
| 1986 | 66 | .294 | 2153 | 415 | 632 | 260 | 86 | 14 | 39 | 356 | 357 | .424 | 48 | 211/288 | N/A | N/A | N/A | N/A |
| 1987 | 60 | .311 | 1856 | 394 | 578 | 363 | 121 | 17 | 49 | 322 | 289 | .474 | 43 | 116/167 | N/A | N/A | N/A | N/A |
| 1988 | 64 | .312 | 2124 | 441 | 662 | 407 | 137 | 14 | 47 | 317 | 297 | .442 | 42 | 117/161 | N/A | N/A | N/A | N/A |
| 1989 | 53 | .282 | 1675 | 303 | 473 | 270 | 98 | 7 | 25 | 209 | 216 | .393 | 35 | 115/157 | N/A | N/A | N/A | N/A |
| YEAR | G | AVG | AB | R | H | RBI | 2B | 3B | HR | BB | SO | SLG% | SF+SH | SB/SA | PO | A | E | FLD% |
| 1990 | 59 | .288 | 1921 | 363 | 553 | 305 | 115 | 14 | 43 | 237 | 326 | .429 | 41 | 157/216 | 1445 | 512 | 114 | .945 |
| 1991 | 65 | .313 | 2148 | 456 | 672 | 393 | 109 | 17 | 40 | 303 | 316 | .435 | 50 | 166/246 | 1709 | 659 | 108 | .956 |
| 1992 | 57 | .304 | 1812 | 365 | 551 | 319 | 95 | 12 | 40 | 270 | 357 | .436 | 49 | 142/199 | 1449 | 643 | 92 | .958 |
| 1993 | 58 | .293 | 1894 | 394 | 554 | 349 | 99 | 12 | 60 | 292 | 347 | .452 | 36 | 117/164 | 1483 | 654 | 79 | .964 |
| 1994 | 56 | .324 | 2108 | 436 | 654 | 389 | 110 | 16 | 71 | 199 | 300 | .500 | 37 | 91/131 | 1487 | 680 | 110 | .952 |
| 1995 | 54 | .280 | 1858 | 304 | 521 | 271 | 111 | 7 | 28 | 191 | 290 | .393 | 46 | 76/111 | 1442 | 660 | 72 | .967 |
| 1996 | 55 | .241 | 1861 | 259 | 449 | 225 | 82 | 7 | 41 | 196 | 391 | .359 | 28 | 55/83 | 1450 | 614 | 96 | .956 |
| 1997 | 55 | .296 | 1957 | 379 | 579 | 333 | 106 | 8 | 75 | 210 | 408 | .473 | 25 | 61/94 | 1422 | 618 | 123 | .943 |
| 1998 | 60 | .323 | 2231 | 487 | 720 | 440 | 132 | 12 | 83 | 248 | 437 | .504 | 12 | 54/80 | 1561 | 685 | 121 | .949 |
| 1999 | 57 | .283 | 1953 | 280 | 552 | 235 | 88 | 7 | 25 | 192 | 376 | .373 | 29 | 46/86 | 1489 | 637 | 86 | .961 |
| 2000 | 56 | .310 | 1982 | 337 | 614 | 304 | 110 | 8 | 44 | 198 | 344 | .440 | 26 | 54/93 | 1475 | 584 | 64 | .970 |
| YEAR | G | AVG | AB | R | H | RBI | 2B | 3B | HR | BB | SO | SLG% | SF+SH | SB/SA | PO | A | E | FLD% |
| 2001 | 59 | .279 | 2019 | 297 | 564 | 265 | 110 | 7 | 50 | 186 | 413 | .415 | 37 | 80/113 | 1563 | 600 | 85 | .962 |
| 2002 | 56 | .262 | 1900 | 297 | 497 | 263 | 96 | 6 | 60 | 221 | 423 | .413 | 27 | 60/90 | 1485 | 589 | 96 | .956 |
| 2003 | 57 | .303 | 1972 | 376 | 598 | 342 | 102 | 9 | 57 | 176 | 350 | .451 | 19 | 90/117 | 1469 | 549 | 89 | .958 |
| 2004 | 61 | .272 | 2020 | 333 | 550 | 301 | 89 | 13 | 45 | 234 | 397 | .396 | 29 | 78/103 | 1582 | 664 | 80 | .966 |
| 2005 | 57 | .251 | 1861 | 237 | 467 | 203 | 93 | 7 | 23 | 179 | 383 | .346 | 43 | 64/90 | 1504 | 666 | 91 | .960 |
| 2006 | 57 | .286 | 1928 | 309 | 552 | 272 | 106 | 6 | 36 | 169 | 320 | .404 | 46 | 53/83 | 1494 | 608 | 79 | .964 |
| 2007 | 57 | .281 | 1980 | 281 | 557 | 251 | 92 | 16 | 42 | 161 | 373 | .408 | 58 | 75/102 | 1496 | 568 | 68 | .968 |
| 2008 | 58 | .311 | 1983 | 373 | 617 | 345 | 116 | 11 | 55 | 174 | 303 | .464 | 55 | 65/92 | 1485 | 637 | 67 | .969 |
| 2009 | 54 | .318 | 1851 | 389 | 589 | 355 | 116 | 10 | 63 | 165 | 369 | .494 | 58 | 60/81 | 1361 | 535 | 62 | .968 |
| 2010 | 54 | .281 | 1866 | 311 | 524 | 288 | 90 | 10 | 48 | 207 | 378 | .417 | 36 | 41/56 | 1394 | 557 | 75 | .963 |
| 2011 | 58 | .244 | 1890 | 225 | 462 | 208 | 94 | 6 | 25 | 176 | 367 | .340 | 33 | 43/59 | 1477 | 637 | 67 | .969 |
| YEAR | G | AVG | AB | R | H | RBI | 2B | 3B | HR | BB | SO | SLG% | SF+SH | SB/SA | PO | A | E | FLD% |
| 2012 | 59 | .298 | 2095 | 327 | 625 | 301 | 122 | 12 | 30 | 168 | 345 | .411 | 58 | 31/44 | 1564 | 660 | 47 | .979 |
| 2013 | 59 | .270 | 2026 | 301 | 548 | 269 | 98 | 14 | 34 | 148 | 304 | .383 | 37 | 34/53 | 1563 | 655 | 48 | .979 |
| 2014 | 64 | .282 | 2163 | 339 | 611 | 303 | 106 | 6 | 34 | 220 | 291 | .384 | 83 | 62/90 | 1716 | 698 | 66 | .973 |
| 2015 | 60 | .267 | 2058 | 277 | 549 | 257 | 95 | 16 | 34 | 180 | 347 | .378 | 53 | 79/109 | 1617 | 676 | 57 | .976 |
| 2016 | 58 | .258 | 1968 | 253 | 507 | 229 | 102 | 7 | 28 | 158 | 439 | .359 | 50 | 70/99 | 1551 | 655 | 65 | .971 |
| 2017 | 61 | .267 | 2106 | 330 | 562 | 305 | 106 | 19 | 47 | 213 | 475 | .402 | 37 | 65/84 | 1620 | 619 | 51 | .978 |
| 2018 | 60 | .259 | 2034 | 332 | 526 | 292 | 101 | 14 | 51 | 242 | 520 | .397 | 48 | 68/91 | 1593 | 550 | 52 | .976 |
| 2019 | 65 | .235 | 2124 | 328 | 500 | 299 | 95 | 15 | 38 | 303 | 547 | .342 | 60 | 39/60 | 1711 | 577 | 78 | .967 |
| 2020 | 16 | .222 | 513 | 74 | 114 | 65 | 19 | 0 | 13 | 73 | 121 | .335 | 9 | 15/20 | 429 | 137 | 13 | .978 |
| 2021 | 57 | .283 | 1865 | 362 | 528 | 336 | 113 | 4 | 52 | 253 | 433 | .432 | 46 | 26/44 | 1421 | 482 | 34 | .982 |
| 2022 | 58 | .272 | 1935 | 339 | 526 | 308 | 107 | 11 | 55 | 246 | 473 | .424 | 58 | 26-36 | 1500 | 565 | 47 | .978 |
| YEAR | G | AVG | AB | R | H | RBI | 2B | 3B | HR | BB | SO | SLG% | SF+SH | SB/SA | PO | A | E | FLD% |
| 2023 | 56 | .294 | 1947 | 418 | 572 | 373 | 111 | 14 | 92 | 220 | 451 | .507 | 37 | 20-30 | 1458 | 500 | 72 | .965 |

ALL-TIME CAREER PITCHING RECORDS



ERA (Min. 100 innings)

| | |
|--------------------------------------|------|
| 1. Jim "Spider" Thomas, 1963-65..... | 1.59 |
| 2. Hal Readdick, 1974-75..... | 1.69 |
| 3. Dennis Cuddy, 1969-70..... | 1.91 |
| 4. Sutter McLoughlin, 2013-15..... | 1.93 |
| 5. Dick Bach, 1960-62..... | 2.08 |
| 6. Mike Furtado, 1965-68..... | 2.18 |
| 7. Bob Aaberg, 1964-65..... | 2.23 |
| 8. John Bulleri, 1979-80..... | 2.24 |
| 9. Tanner Dalton, 2018-19..... | 2.50 |
| 10. Ralph Peterson, 1964-67..... | 2.51 |

AVERAGE AGAINST (Min. 100 innings)

| | |
|--------------------------------------|------|
| 1. Hal Readdick, 1974-75..... | .162 |
| 2. Jim "Spider" Thomas, 1963-65..... | .168 |
| 3. Sutter McLoughlin, 2013-15..... | .191 |
| 4. Tanner Dalton, 2018-19..... | .204 |
| 5. Dick Bach, 1960-62..... | .213 |
| 6. Bob Dill, 1973-75..... | .215 |
| 7. Gerry Steinke, 1963-64..... | .224 |
| 8. Parker Brahms, 2017-20..... | .227 |
| 9. Austin Roberts, 2017-19..... | .228 |
| 10. Sam Long, 2015-16..... | .229 |

FEWEST WALKS/9 INNINGS (Min. 100 inn.)

| | |
|------------------------------------|------|
| 1. Travis Adams, 2019-21..... | 1.49 |
| 2. Austin Root, 2015-18..... | 1.53 |
| 3. Grant Kukuk, 2015-16..... | 1.67 |
| 4. Brennan Leitao, 2012-15..... | 1.76 |
| 5. Scott Randall, 2018-21..... | 1.82 |
| 6. John Bulleri, 1979-80..... | 1.84 |
| 7. Sutter McLoughlin, 2013-15..... | 2.02 |
| 8. Mark Davis, 1983-84..... | 2.07 |
| 9. Dennis Cuddy, 1969-70..... | 2.16 |
| 10. Travis Martizia, 2018-21..... | 2.18 |

STRIKEOUTS/9 INNINGS (Min. 100 inn.)

| | |
|--------------------------------------|--------------|
| 1. Jack Zalasky, 2019-23..... | 11.11 |
| 2. Tanner Dalton, 2018-19..... | 9.83 |
| 3. Erik Bennett, 1987-89..... | 9.27 |
| 4. Parker Brahms, 2017-20..... | 9.11 |
| 5. Mike Eby, 1993-95..... | 8.83 |
| 6. Gerry Steinke, 1963-64..... | 8.77 |
| 7. Austin Roberts, 2017-19..... | 8.61 |
| 8. Jim "Spider" Thomas, 1963-65..... | 8.53 |
| 9. Roland DeLaMaza, 1992-93..... | 8.33 |
| 10. Kris Zankich, 1995-97..... | 8.17 |

VICTORIES

| | |
|------------------------------------|----|
| 1. Brennan Leitao, 2012-15..... | 31 |
| 2. Scott Randall, 2018-21..... | 24 |
| 3. Erik Bennett, 1987-89..... | 23 |
| 4. Ralph Peterson, 1964-67..... | 23 |
| 5. Hal Readdick, 1974-75..... | 22 |
| 6. Roland De La Maza, 1992-93..... | 22 |
| 7. Mike Eby, 1993-95..... | 21 |
| 8. Gary Wilson, 1990-92..... | 21 |
| 9. Dick Bach, 1959-62..... | 20 |
| 10. Sam Long, 2014-16..... | 19 |
| 11. Rocco Buffolino, 1986-87..... | 19 |

SAVES

| | |
|--------------------------------------|-----------|
| 1. Sutter McLoughlin, 2013-15..... | 33 |
| 2. Jack Zalasky, 2019-23..... | 26 |
| 3. Mike Frame, 1987-89..... | 26 |
| 4. Tanner Dalton, 2018-2019..... | 16 |
| 5. Michael Penbera, 1999-2001..... | 16 |
| 6. Tyler Beardsley, 2015-16..... | 12 |
| 7. Trevor Rodgers, 1990-91..... | 12 |



Brennan Leitao holds the school records for career victories and innings pitched from 2012-15.

| | |
|--------------------------------------|----|
| 8. Jeff Roth, 2008-09..... | 10 |
| 9. Billy Sinacori, 2004-2007..... | 10 |
| 10. Brian Yackovich, 1981-82..... | 9 |
| 11. Renecke Stelzriede, 2003-04..... | 9 |

APPEARANCES

| | |
|------------------------------------|-----|
| 1. Chad Perry, 2014-17..... | 100 |
| 2. Jack Zalasky, 2019-23..... | 95 |
| 3. Brandon Creel, 2010-13..... | 91 |
| 4. Brady Rodriguez, 2018-22..... | 87 |
| 5. Marshall Plouffe, 2001-05..... | 79 |
| 6. Travis Martizia, 2018-pres..... | 78 |
| 7. Warren Rosebrock, 2002-05..... | 78 |
| 8. Steve Cuckovich, 2000-03..... | 78 |
| 9. Sutter McLoughlin, 2013-15..... | 76 |
| 10. Austin Root, 2015-18..... | 73 |

GAMES STARTED

| | |
|----------------------------------|----|
| 1. Brennan Leitao, 2012-15..... | 60 |
| 2. Parker Brahms, 2017-20..... | 52 |
| 3. Scott Randall, 2018-21..... | 49 |
| 4. Sam Long, 2014-16..... | 43 |
| 5. Erik Bennett, 1987-89..... | 43 |
| 6. Justin Dillon, 2013-17..... | 42 |
| 7. Tanner Mendonca, 2011-13..... | 40 |
| 8. Mike Eby, 1993-95..... | 39 |
| 9. Gary Wilson, 1990-92..... | 38 |
| 10. Ty Nichols, 2011-15..... | 34 |

COMPLETE GAMES

| | |
|-------------------------------------|----|
| 1. Dick Bach, 1960-62..... | 24 |
| 2. Hal Readdick, 1974-75..... | 17 |
| 3. Jim "Spider" Thomas..... | 17 |
| 4. Ralph Peterson, 1964-67..... | 16 |
| 5. Gerry Steinke, 1963-64..... | 14 |
| 6. Mike Bulleri, 1979-80..... | 13 |
| 7. Norm Marks, 1961-62..... | 12 |
| 8. Roger Johnson, 1971-72..... | 12 |
| 9. Willie Rivera, 1994-95..... | 12 |
| 10. Steve Brueggemann, 1984-85..... | 11 |
| 11. Bob Del Chiaro, 1971-72..... | 11 |

SHUTOUTS

| | |
|--------------------------------------|---|
| 1. Jim "Spider" Thomas, 1963-65..... | 6 |
| 2. Dick Bach, 1960-62..... | 4 |
| 3. Gerry Steinke, 1963-64..... | 3 |
| 4. Hal Readdick, 1974-75..... | 3 |
| 5. Mike Eby, 1993-95..... | 3 |
| 6. Sam Long, 2014-16..... | 3 |
| 7. Bob Aaberg, 1964-65..... | 3 |
| 8. 11 Players Tied..... | 2 |

Last: Scott Randall, 2018-21

INNINGS PITCHED

| | |
|------------------------------------|-------|
| 1. Brennan Leitao, 2012-15..... | 398.0 |
| 2. Parker Brahms, 2017-20..... | 291.1 |
| 3. Scott Randall, 2018-pres..... | 281.2 |
| 4. Ralph Peterson, 1964-67..... | 280.0 |
| 5. Mike Eby, 1993-95..... | 279.1 |
| 6. Gary Wilson, 1990-92..... | 272.0 |
| 7. Sam Long, 2014-16..... | 270.1 |
| 8. Erik Bennett, 1987-89..... | 269.0 |
| 9. Dick Bach, 1960-62..... | 264.1 |
| 10. Marshall Plouffe, 2001-05..... | 262.1 |

STRIKEOUTS

| | |
|-----------------------------------|-----|
| 1. Parker Brahms, 2017-20..... | 295 |
| 2. Erik Bennett, 1987-89..... | 277 |
| 3. Mike Eby, 1993-95..... | 274 |
| 4. Scott Randall, 2018-21..... | 249 |
| 5. Brennan Leitao, 2012-15..... | 226 |
| 6. Roland DeLaMaza, 1992-93..... | 208 |
| 7. Justin Dillon, 2014-17..... | 187 |
| 8. Marshall Plouffe, 2001-05..... | 187 |
| 9. Ralph Peterson, 1964-67..... | 185 |
| 10. Jeff Groeger, 2001-02..... | 184 |

EDITOR'S NOTE: All records are as complete as possible, including the years 1951-55, 1957, 1959-75, and 1979-present. Final season stats and results are unavailable for the missing years and the season stats for 1979 and 1982 include conference games ONLY.

ALL-TIME SINGLE-SEASON PITCHING RECORDS

ERA (Min. 50 innings)

| | |
|---|------|
| 1. Ty Nichols, 2015 (80.1 IP)..... | 1.23 |
| 2. Hal Readdick, 1975 (103.2 IP)..... | 1.30 |
| 3. Mike Furtado, 1966 (62.0 IP)..... | 1.31 |
| 4. Jim "Spider" Thomas, 1964 (61.0 IP)..... | 1.33 |
| 5. Dick Bach, 1960 (69.0 IP)..... | 1.43 |
| 6. Ralph Peterson, 1964 (54.0 IP)..... | 1.50 |
| 7. Jim "Spider" Thomas, 1965 (78.0 IP)..... | 1.62 |
| 8. Dick Bach, 1961 (97.0 IP)..... | 1.67 |
| 9. Bill Subry, 1960 (89.0 IP)..... | 1.72 |
| 10. Jesse Flores, 1974 (57.0 IP)..... | 1.74 |

AVERAGE AGAINST (Min. 50 innings)

| | |
|-----------------------------------|------|
| 1. Jesse Flores, 1974..... | .132 |
| 2. Hal Readdick, 1974..... | .148 |
| 3. Jim "Spider" Thomas, 1964..... | .156 |
| 4. Ron Harrison, 1975..... | .166 |
| 5. Erik Bennett, 1989..... | .172 |
| 6. Alex Palsha, 2014..... | .174 |
| 7. Tanner Dalton, 2019..... | .176 |
| 8. Hal Readdick, 1975..... | .178 |
| 9. Jim "Spider" Thomas, 1965..... | .178 |
| 10. Ty Nichols, 2015..... | .181 |

FEWEST WALKS/9 INNINGS (Min. 50 inn.)

| | |
|------------------------------|------|
| 1. Erik Bennett, 1988..... | 0.43 |
| 2. Scott Randall, 2021..... | 0.93 |
| 3. John Bulleri, 1980..... | 1.18 |
| 4. Brennan Leitao, 2015..... | 1.24 |
| 5. Gerry Steinke, 1963..... | 1.29 |
| 6. Doug Vontz, 1985..... | 1.30 |
| 7. Austin Root, 2017..... | 1.43 |
| 8. Austin Root, 2018..... | 1.51 |
| 9. Grant Kukuk, 2016..... | 1.52 |
| 10. Sam Long, 2015..... | 1.61 |

STRIKEOUTS/9 INNINGS (Min. 50 inn.)

| | |
|-----------------------------------|-------|
| 1. Parker Brahms, 2018..... | 10.90 |
| 2. Erik Bennett, 1989..... | 10.67 |
| 3. Scott Randall, 2021..... | 10.61 |
| 4. Austin Roberts, 2019..... | 10.26 |
| 5. Tanner Dalton, 2019..... | 10.22 |
| 6. Parker Brahms, 2019..... | 10.21 |
| 7. Mike Eby, 1995..... | 10.14 |
| 8. Graham Mazur, 1997..... | 9.53 |
| 9. Jim "Spider" Thomas, 1964..... | 9.30 |
| 10. Chris Kinsey, 2003..... | 9.25 |

VICTORIES

| | |
|--------------------------------|------|
| 1. Steve Brueggeman, 1985..... | 13-2 |
| 2. Hal Readdick, 1974..... | 12-4 |
| 3. Austin Root, 2018..... | 11-3 |
| Roland DeLaMaza, 1993..... | 11-2 |
| Roland DeLaMaza, 1992..... | 11-6 |
| Brad Stoltenberg, 1988..... | 11-2 |
| 7. Hal Readdick, 1975..... | 10-4 |
| Erik Bennett, 1988..... | 10-3 |
| Rocco Buffolino, 1986..... | 10-3 |
| Corky Guy, 1959..... | 10-2 |
| David Villegas, 1988..... | 10-4 |
| John Bulleri, 1980..... | 10-5 |
| Mike Schields, 1984..... | 10-3 |
| Keith Brown, 1986..... | 10-4 |



Sutter McLoughlin is the single-season and career record holder with 17 and 33 saves, respectively.

SAVES

| | |
|------------------------------------|-----------|
| 1. Sutter McLoughlin, 2013..... | 17 |
| 2. Jack Zalasky, 2023 | 11 |
| Jack Zalasky, 2022..... | 11 |
| Tyler Beardsley, 2016..... | 11 |
| Mike Frame, 1989..... | 11 |
| 6. Tanner Dalton, 2018..... | 10 |
| Mike Frame, 1988..... | 10 |
| Michael Penbera, 2001..... | 10 |
| 9. Sutter McLoughlin, 2014..... | 9 |
| 10. R.J. Davis, 2012..... | 8 |
| Mitch Lively, 2007..... | 8 |
| Trevor Rodgers, 1990..... | 8 |

APPEARANCES

| | |
|-------------------------------|----|
| 1. Alex Palsha, 2014..... | 37 |
| 2. Brady Rodriguez, 2019..... | 33 |
| Tanner Olson, 2017..... | 33 |
| Chad Perry, 2016..... | 33 |
| Brandon Creel, 2013..... | 33 |
| 6. Stone Churby, 2019..... | 32 |
| Tanner Dalton, 2018..... | 32 |
| Ty Fox, 2017..... | 32 |
| 9. Travis Martizia, 2019..... | 31 |
| Tyler Hoelzen, 2012..... | 31 |

GAMES STARTED

| | |
|------------------------------|----|
| 1. Brennan Leitao, 2014..... | 18 |
| Jeff Groeger, 2001..... | 18 |
| Dustin Tubb, 1998..... | 18 |
| 4. Parker Brahms, 2018..... | 17 |
| Justin Dillon, 2017..... | 17 |
| Erik Bennett, 1988..... | 17 |
| 6. 11 Players Tied..... | 16 |

Last: Scott Randall, 2018

COMPLETE GAMES

| | |
|-----------------------------------|----|
| 1. Willie Rivera, 1995..... | 10 |
| Hal Readdick, 1974..... | 10 |
| Del Bandy, 1951..... | 10 |
| 4. Jim "Spider" Thomas, 1965..... | 9 |
| Dick Bach, 1961..... | 9 |
| Bill Subry, 1960..... | 9 |
| 7. Norm Marks, 1961..... | 8 |
| Gerry Steinke, 1964..... | 8 |
| Steve Brueggemann, 1985..... | 8 |
| Dick Bach, 1962..... | 8 |
| John Bulleri, 1979..... | 8 |

SHUTOUTS

| | |
|-----------------------------------|---|
| 1. Jim "Spider" Thomas, 1965..... | 3 |
| Jim "Spider" Thomas, 1964..... | 3 |
| Bob Aaberg, 1965..... | 3 |
| 4. 11 Players Tied..... | 2 |

Last: Max Karnos, 2016

INNINGS PITCHED

| | |
|-------------------------------|-------|
| 1. Jeff Groeger, 2001..... | 122.1 |
| 2. John Bulleri, 1980..... | 122.0 |
| 3. Chad Elliott, 2000..... | 118.0 |
| 4. Dustin Tubb, 1998..... | 117.1 |
| 5. Brennan Leitao, 2014..... | 117.0 |
| 6. Hal Readdick, 1974..... | 114.2 |
| 7. Willie Rivera, 1995..... | 114.1 |
| Steve Brueggeman, 1985..... | 114.1 |
| 9. Roland DeLaMaza, 1993..... | 113.2 |
| 10. Justin Dillon, 2017..... | 112.1 |
| Dave Vontz, 1986..... | 112.1 |

STRIKEOUTS

| | |
|--------------------------------|-----|
| 1. Erik Bennett, 1989..... | 119 |
| Mike Eby, 1995..... | 119 |
| 3. Parker Brahms, 2018..... | 113 |
| Roland DeLaMaza, 1993..... | 113 |
| 5. Justin Dillon, 2017..... | 108 |
| 6. Jeff Groeger, 2001..... | 107 |
| 7. Erik Bennett, 1988..... | 105 |
| 8. Scott Randall, 2021..... | 103 |
| 9. Chris Kinsey, 2003..... | 98 |
| 10. Roland DeLaMaza, 1992..... | 95 |

WALKS

| | |
|--------------------------------|----|
| 1. Steve Brueggeman, 1985..... | 73 |
| 2. Hal Readdick, 1974..... | 61 |
| 3. Bob Dill, 1974..... | 57 |
| 4. Mike Eby, 1995..... | 55 |
| Norm Marks, 1961..... | 55 |
| Chad Elliott, 2000..... | 55 |
| Jeremy Pierce, 1998..... | 55 |
| 8. Hal Readdick, 1975..... | 54 |
| 9. Kevin Culmo, 1996..... | 53 |
| 10. Ethan Katz, 2004..... | 52 |

SINGLE-GAME PITCHING RECORDS

NO-HITTERS

George Van Scoy, Gene Schroeder & Charley Caudle


| | |
|--|--------|
| vs. Saint Mary's, 5/7/57 (9 inn.)..... | W, 7-1 |
| Hal Readdick vs. Cal Poly Humboldt, 5/10/74 (7 inn.)..... | W, 2-0 |
| John Bulleri vs. Sonoma State, 5/8/79 (7 inn.)..... | W, 2-0 |
| Justin Dillon vs. Northern Kentucky, 2/23/17 (9 inn.)..... | W, 2-0 |
| Colin Hunter vs. Northern Illinois, 2/19/22 (7 inn.)..... | W, 8-0 |

INNINGS PITCHED

| | |
|---|------|
| 1. Hal Readdick at Stanislaus State, 4/26/75 | 14.0 |
| 2. Roger Johnson at Chico State, 5/7/71..... | 13.0 |
| 3. Doug Vontz vs. Georgia Tech, 3/23/86..... | 11.2 |
| 4. Gerry Steinke vs. Fresno State, 1964..... | 11.0 |
| 5. Kevin Marzion vs. Centenary, 2/23/02 | 10.0 |
| Brian Gates vs. CSUN, 3/27/99..... | 10.0 |
| Doug Vontz vs. Columbus State, 5/25/86..... | 10.0 |
| Hal Readdick at Cal State East Bay, 4/18/75..... | 10.0 |
| Hal Readdick vs. San Francisco State, 5/17/74..... | 10.0 |
| Bob Del Chiaro vs. Sonoma State, 5/1/71..... | 10.0 |
| Norm Marks vs. Chico State, 1961..... | 10.0 |
| Gene Schroeder vs. McClellan Air Force Base, 4/15/57..... | 10.0 |

STRIKEOUTS

| | |
|--|----|
| 1. Bill Wesnousky vs. Chico State, 3/21/70..... | 16 |
| 2. Scott Randall at Northern Colorado, 4/23/21..... | 14 |
| Scott Randall vs. Utah Tech, 3/26/21..... | 14 |
| Parker Brahm vs. Seattle U, 5/6/18..... | 14 |
| Parker Brahm vs. Northern Colorado, 4/13/18..... | 14 |
| 6. Travis Adams at Northern Colorado, 4/24/21..... | 13 |
| Austin Roberts vs. North Dakota State, 2/17/19..... | 13 |
| Justin Dillon vs. Northern Kentucky, 2/23/17..... | 13 |
| Mike Eby vs. Hawai'i, 5/5/95..... | 13 |
| Ron Harrison at Cal Poly Humboldt, 5/16/75..... | 13 |
| Jim "Spider" Thomas vs. Cal Poly Humboldt, 1965..... | 13 |
| Jim "Spider" Thomas vs. Saint Mary's, 4/30/63..... | 13 |
| Norm Marks vs. Cal Poly Humboldt, 1961..... | 13 |
| George Larsen vs. Fresno State, 5/9/53..... | 13 |
| 15. Chris Kinsey vs. Pacific, 2/4/03..... | 12 |
| Mike Eby vs. Cal Poly, 3/26/95..... | 12 |
| Roland DeLaMaza at Santa Clara, 3/10/92..... | 12 |
| Mike Eby vs. Washington State, 2/18/95..... | 12 |
| Hal Readdick at Stanislaus State, 4/26/75..... | 12 |
| Ron Harrison at Fresno State, 4/2/75..... | 12 |
| Bob Del Chiaro vs. UC Davis, 4/17/71..... | 12 |
| Sonny Dixon vs. Sonoma State, 4/27/68..... | 12 |
| Bob Aaberg vs. Washington State, 1964..... | 12 |
| Jim Thomas vs. Saint Mary's, 1963..... | 12 |
| Bob Dugger vs. San Jose State, 1961..... | 12 |
| Dick Bach vs. Cal Poly Humboldt, 1960..... | 12 |
| Dave Warnock vs. Travis AFB, 3/16/56..... | 12 |
| Ducky Knezovich vs. UC Davis, 4/1/53..... | 12 |


KM PRO COMPANY
America's Only Baseball Cap Specialist
31 BEACH ST., BOSTON, MASS. 02111
 TEL. 617-426-5064
OFFICIAL BATTING ORDER

CLUB *Sacramento vs Humboldt* DATE *5/10/74*

| | ORIGINAL | POS. | CHANGE |
|---|-------------------|----------|--------|
| 1 | <i>MIKE</i> | <i>8</i> | B |
| | <i>Pavone</i> | | C |
| 2 | <i>Milt</i> | <i>4</i> | B |
| | <i>Stowe</i> | | C |
| 3 | <i>Larry</i> | <i>5</i> | B |
| | <i>Harcow</i> | | C |
| 4 | <i>Jim</i> | <i>2</i> | B |
| | <i>Martinez</i> | | C |
| 5 | <i>Ken</i> | <i>3</i> | B |
| | <i>Mitty</i> | | C |
| 6 | <i>Roger</i> | <i>6</i> | B |
| | <i>Zowee</i> | | C |
| 7 | <i>Bruce</i> | <i>7</i> | B |
| | <i>Roscoe</i> | | C |
| 8 | <i>Pete</i> | <i>6</i> | B |
| | <i>Palamidesi</i> | | C |
| 9 | <i>Rick</i> | <i>9</i> | B |
| | <i>Wilson</i> | | C |
| | <i>Hal</i> | <i>P</i> | D |
| | <i>Readdick</i> | | E |

No Hit No Run GAME
Sacramento 2 Humboldt 0

The lineup card from Hal Readdick's no-hitter against Cal Poly Humboldt on May 10, 1974 -- believed to be the first solo no-hitter in school history.



Justin Dillon celebrates after the final out of the first no-hitter in the program's Division I history on Feb. 23, 2017, against Northern Kentucky.

TEAM SEASON PITCHING RECORDS



Parker Brahm (87 strikeouts) led a staff that struck out a record 537 in 2019.

INNINGS PITCHED

| | | |
|-----|-----------|-------|
| 1. | 2014..... | 572.0 |
| 2. | 1991..... | 571.0 |
| 3. | 2019..... | 570.1 |
| 4. | 1986..... | 569.1 |
| 5. | 1988..... | 541.1 |
| 6. | 2017..... | 540.0 |
| 7. | 2015..... | 539.0 |
| 8. | 2018..... | 531.0 |
| 9. | 2004..... | 527.1 |
| 10. | 2012..... | 521.1 |

ERA

| | | |
|-----|-----------|------|
| 1. | 2015..... | 2.97 |
| 2. | 2014..... | 3.27 |
| 3. | 1980..... | 3.29 |
| 4. | 1988..... | 3.31 |
| 5. | 1989..... | 3.55 |
| 6. | 2013..... | 3.61 |
| 7. | 2018..... | 3.66 |
| 8. | 2019..... | 3.88 |
| 9. | 1986..... | 3.91 |
| 10. | 2017..... | 3.95 |

STRIKEOUTS

| | | |
|-----|-------------------|------------|
| 1. | 2019..... | 537 |
| 2. | 2021..... | 532 |
| 3. | 2023 | 464 |
| 4. | 2018..... | 456 |
| 5. | 2022..... | 430 |
| 6. | 1988..... | 423 |
| 7. | 2017..... | 412 |
| 8. | 2001..... | 395 |
| 9. | 1996..... | 383 |
| 10. | 1997..... | 376 |

STRIKEOUTS PER 9 INN.

| | | |
|----|-------------------|-------------|
| 1. | 2021..... | 10.11 |
| 2. | 2023 | 8.59 |
| 3. | 2019..... | 8.47 |
| 4. | 2022..... | 7.74 |
| 5. | 2018..... | 7.73 |
| 6. | 1997..... | 7.139 |

| | | |
|-----|-----------|-------|
| 7. | 1996..... | 7.131 |
| 8. | 1988..... | 7.03 |
| 9. | 1995..... | 7.02 |
| 10. | 2017..... | 6.87 |

SAVES

| | | |
|-----|-------------------------|-----------|
| 1. | 1988..... | 22 |
| 2. | 2013..... | 20 |
| 3. | 1981..... | 18 |
| 4. | 1989..... | 17 |
| 5. | 2023 | 15 |
| | 2019..... | 15 |
| 7. | 2022 / 2018 / 2015..... | 14 |
| 10. | 2014 / 1987..... | 13 |

WALKS

| | | |
|----|------------------|-----|
| 1. | 2015..... | 124 |
| 2. | 2021 / 2018..... | 134 |
| 4. | 1982..... | 153 |
| 5. | 1983..... | 154 |
| 6. | 1980..... | 168 |
| 7. | 2016..... | 176 |
| 8. | 2013..... | 178 |
| 9. | 2017 / 1998..... | 182 |

WALKS PER 9 INN.

| | | |
|-----|-----------|-------|
| 1. | 2015..... | 2.07 |
| 2. | 2018..... | 2.37 |
| 3. | 2021..... | 2.55 |
| 4. | 1988..... | 3.025 |
| 5. | 2017..... | 3.033 |
| 6. | 2016..... | 3.06 |
| 7. | 2013..... | 3.07 |
| 8. | 2014..... | 3.29 |
| 9. | 2003..... | 3.42 |
| 10. | 2019..... | 3.49 |

RUNS ALLOWED

| | | |
|----|-----------|-----|
| 1. | 1982..... | 212 |
| 2. | 2015..... | 214 |
| 3. | 1989..... | 219 |
| 4. | 1984..... | 234 |
| 5. | 1983..... | 235 |

| | | |
|-----|------------------|-----|
| 6. | 1981 / 1980..... | 240 |
| 8. | 2014..... | 242 |
| 9. | 2013..... | 241 |
| 10. | 2018..... | 252 |

EARNED RUNS ALLOWED

| | | |
|-----|-----------|-----|
| 1. | 1982..... | 142 |
| 2. | 1980..... | 152 |
| 3. | 2015..... | 178 |
| 4. | 1983..... | 179 |
| 5. | 1989..... | 180 |
| 6. | 1984..... | 187 |
| 7. | 1988..... | 195 |
| 8. | 1981..... | 197 |
| 9. | 1985..... | 204 |
| 10. | 2014..... | 208 |

HITS ALLOWED

| | | |
|-----|-----------|-----|
| 1. | 1982..... | 344 |
| 2. | 1983..... | 376 |
| 3. | 1986..... | 379 |
| 4. | 1984..... | 400 |
| 5. | 1980..... | 409 |
| 6. | 1981..... | 411 |
| 7. | 1989..... | 444 |
| 8. | 1979..... | 445 |
| 9. | 1985..... | 448 |
| 10. | 2015..... | 461 |

COMPLETE GAMES

| | | |
|-----|-------------------------|----|
| 1. | 1995..... | 19 |
| 2. | 1980 / 1984..... | 17 |
| 4. | 1982..... | 15 |
| 5. | 1981..... | 12 |
| 6. | 1983..... | 11 |
| 7. | 2002 / 1991 / 1988..... | 10 |
| 10. | 2001 / 1998..... | 9 |

SHUTOUTS

| | | |
|----|-------------------------------|---|
| 1. | 2013..... | 9 |
| 2. | 2018 / 1988..... | 7 |
| 3. | 2017 / 2012..... | 6 |
| 4. | 2019 / 2015 / 2014..... | 5 |
| 5. | Seven Times (Last: 2022)..... | 4 |

HOME RUNS ALLOWED

| | | |
|----|-------------------------|----|
| 1. | 1982..... | 6 |
| 2. | 1979..... | 10 |
| 3. | 1980..... | 11 |
| 4. | 2015 / 1981..... | 21 |
| 5. | 1989 / 1992 / 2012..... | 23 |

LOWEST AVG. AGAINST

| | | |
|----|------------------|------|
| 1. | 2015..... | .235 |
| 2. | 2014..... | .240 |
| 3. | 2019..... | .246 |
| 4. | 2018 / 2013..... | .255 |

FIELDING PERCENTAGE

| | | |
|-----|-----------|--------|
| 1. | 2021..... | .982 |
| 2. | 2012..... | .9793 |
| 3. | 2013..... | .9788 |
| 4. | 2022..... | .97775 |
| 5. | 2017..... | .97773 |
| 6. | 2018..... | .9763 |
| 7. | 2015..... | .9757 |
| 8. | 2014..... | .973 |
| 9. | 2016..... | .971 |
| 10. | 2000..... | .970 |

ED NOTE: Shortened 2020 season not included.

YEAR-BY-YEAR PITCHING



| YEAR | G | REC | ERA | CG | SHO | SV | IP | H | R-ER | BB | SO | 2B | 3B | HR | B/AVG | BK | HBP |
|------|-----------|--------------|-------------|-----------|----------|-----------|--------------|------------|----------------|------------|------------|-----------|----------|----------|-------------|----------|----------|
| 1979 | 50 | 19-31 | 4.78 | 8 | N/A | N/A | 408.1 | 445 | 326-217 | 243 | 194 | N/A | N/A | 10 | N/A | N/A | 7 |
| 1980 | 50 | 28-22 | 3.29 | 17 | N/A | N/A | 416.0 | 409 | 240-152 | 168 | 223 | N/A | N/A | 11 | N/A | N/A | 4 |
| 1981 | 50 | 32-18 | 4.28 | 12 | N/A | 18 | 414.1 | 411 | 240-197 | 199 | 226 | N/A | N/A | 21 | N/A | N/A | 17 |
| 1982 | 48 | 27-21 | 4.18 | 15 | N/A | 6 | 306.0 | 344 | 212-142 | 153 | 144 | N/A | N/A | 6 | N/A | N/A | 1 |
| 1983 | 39 | 22-18 | 4.73 | 11 | N/A | 9 | 341.2 | 376 | 235-179 | 154 | 176 | N/A | N/A | 27 | N/A | N/A | 29 |
| 1984 | 50 | 29-21 | 4.14 | 17 | N/A | 6 | 407.0 | 400 | 234-187 | 198 | 195 | N/A | N/A | N/A | N/A | N/A | N/A |
| 1985 | 51 | 41-26 | 5.00 | 8 | N/A | 6 | 404.1 | 448 | 293-204 | 252 | 232 | N/A | N/A | 28 | N/A | N/A | 7 |
| 1986 | 66 | 42-24 | 3.91 | N/A | N/A | N/A | 569.1 | 379 | 315-244 | 258 | 351 | 86 | 14 | 37 | .278 | 4 | 19 |
| 1987 | 60 | 38-22 | 4.96 | N/A | 2 | 13 | 486.1 | 523 | 324-268 | 235 | 333 | 95 | 5 | 39 | N/A | 7 | 23 |
| 1988 | 64 | 43-21 | 3.31 | 10 | 7 | 22 | 541.1 | 505 | 286-195 | 182 | 423 | 83 | 8 | 41 | N/A | 4 | 27 |
| 1989 | 53 | 35-18 | 3.55 | 4 | 4 | 17 | 456.0 | 444 | 219-180 | 205 | 339 | 76 | 9 | 23 | .257 | 5 | 20 |
| YEAR | G | | ERA | CG | SHO | SV | IP | H | R-ER | BB | SO | 2B | 3B | HR | B/AVG | BK | HBP |
| 1990 | 59 | 34-25 | 3.99 | 6 | 4 | 11 | 510.0 | 545 | 318-226 | 203 | 292 | 102 | 18 | 42 | .274 | 5 | 45 |
| 1991 | 65 | 41-23 | 4.30 | 10 | 4 | 11 | 571.0 | 569 | 329-273 | 279 | 366 | 119 | 10 | 33 | .261 | 4 | 4 |
| 1992 | 57 | 32-25 | 4.32 | 7 | 2 | 6 | 483.1 | 511 | 319-232 | 237 | 318 | 81 | 7 | 23 | .270 | 1 | 30 |
| 1993 | 58 | 36-22 | 5.13 | 8 | 4 | 12 | 494.1 | 560 | 358-282 | 254 | 372 | 96 | 10 | 38 | .286 | 10 | 39 |
| 1994 | 56 | 27-29 | 5.40 | 5 | 3 | 9 | 496.2 | 582 | 379-298 | 248 | 346 | 107 | 12 | 40 | .292 | 6 | 33 |
| 1995 | 54 | 28-26 | 4.54 | 19 | 4 | 9 | 479.1 | 513 | 288-242 | 242 | 374 | 85 | 10 | 33 | .282 | 2 | 49 |
| 1996 | 55 | 12-43 | 7.11 | 7 | 1 | 5 | 483.1 | 629 | 447-382 | 280 | 383 | 116 | 17 | 53 | .320 | 8 | 50 |
| 1997 | 55 | 16-39 | 8.89 | 7 | 1 | 3 | 474.0 | 688 | 558-468 | 260 | 376 | 124 | 15 | 81 | .338 | 8 | 74 |
| 1998 | 60 | 25-35 | 8.67 | 9 | 0 | 2 | 520.1 | 773 | 584-501 | 297 | 329 | 141 | 14 | 73 | .346 | 4 | 68 |
| 1999 | 57 | 18-39 | 7.49 | 6 | 0 | 4 | 496.1 | 655 | 484-413 | 278 | 301 | 134 | 18 | 69 | .324 | 3 | 67 |
| 2000 | 56 | 23-33 | 6.33 | 7 | 1 | 7 | 491.2 | 595 | 391-346 | 251 | 327 | 106 | 11 | 55 | .303 | 1 | 56 |
| YEAR | G | | ERA | CG | SHO | SV | IP | H | R-ER | BB | SO | 2B | 3B | HR | B/AVG | BK | HBP |
| 2001 | 59 | 24-35 | 5.44 | 9 | 3 | 10 | 521.0 | 631 | 390-315 | 231 | 395 | 130 | 11 | 45 | .300 | 13 | 76 |
| 2002 | 56 | 22-34 | 6.24 | 10 | 1 | 3 | 495.0 | 631 | 417-343 | 216 | 311 | 118 | 18 | 46 | .314 | 6 | 71 |
| 2003 | 57 | 33-24 | 5.28 | 5 | 3 | 10 | 489.2 | 581 | 366-287 | 186 | 363 | 120 | 12 | 49 | .295 | 10 | 52 |
| 2004 | 61 | 29-32 | 5.96 | 7 | 1 | 12 | 527.1 | 652 | 412-349 | 262 | 312 | 108 | 11 | 57 | .310 | 11 | 69 |
| 2005 | 57 | 20-36-1 | 4.99 | 3 | 2 | 8 | 501.1 | 572 | 334-278 | 206 | 334 | 105 | 9 | 44 | .293 | 8 | 55 |
| 2006 | 57 | 20-37 | 5.57 | 4 | 1 | 5 | 498.0 | 572 | 370-308 | 234 | 319 | 102 | 7 | 50 | .291 | 9 | 90 |
| 2007 | 57 | 17-40 | 6.86 | 1 | 2 | 9 | 498.2 | 677 | 431-380 | 250 | 284 | 132 | 16 | 46 | .331 | 11 | 78 |
| 2008 | 58 | 24-34 | 6.25 | 1 | 1 | 10 | 495.0 | 638 | 395-344 | 246 | 276 | 109 | 11 | 53 | .323 | 11 | 69 |
| 2009 | 54 | 27-27 | 6.33 | 2 | 1 | 11 | 453.2 | 580 | 367-319 | 209 | 318 | 92 | 8 | 66 | .313 | 10 | 54 |
| 2010 | 54 | 18-35-1 | 6.45 | 3 | 1 | 7 | 464.2 | 593 | 387-333 | 208 | 293 | 119 | 7 | 63 | .314 | 10 | 59 |
| 2011 | 58 | 19-39 | 5.23 | 8 | 1 | 7 | 492.1 | 546 | 317-286 | 219 | 255 | 114 | 16 | 27 | .290 | 17 | 67 |
| YEAR | G | | ERA | CG | SHO | SV | IP | H | R-ER | BB | SO | 2B | 3B | HR | B/AVG | BK | HBP |
| 2012 | 59 | 31-28 | 5.25 | 7 | 6 | 10 | 521.1 | 578 | 343-304 | 233 | 336 | 104 | 4 | 23 | .289 | 4 | 76 |
| 2013 | 59 | 34-25 | 3.61 | 0 | 9 | 20 | 521.0 | 490 | 241-209 | 178 | 284 | 89 | 5 | 25 | .255 | 3 | 73 |
| 2014 | 64 | 40-24 | 3.27 | 3 | 5 | 13 | 572.0 | 507 | 242-208 | 209 | 333 | 85 | 5 | 36 | .240 | 7 | 51 |
| 2015 | 60 | 33-27 | 2.97 | 3 | 5 | 14 | 539.0 | 461 | 214-178 | 124 | 334 | 79 | 10 | 21 | .235 | 10 | 28 |
| 2016 | 58 | 30-28 | 4.26 | 2 | 4 | 11 | 517.0 | 541 | 281-245 | 176 | 276 | 98 | 12 | 36 | .274 | 4 | 31 |
| 2017 | 61 | 32-29 | 3.95 | 5 | 6 | 10 | 540.0 | 510 | 282-237 | 182 | 412 | 101 | 9 | 45 | .250 | 9 | 43 |
| 2018 | 60 | 35-25 | 3.66 | 3 | 7 | 14 | 531.0 | 513 | 252-216 | 140 | 456 | 108 | 10 | 34 | .255 | 4 | 62 |
| 2019 | 65 | 40-25 | 3.88 | 1 | 5 | 15 | 570.1 | 535 | 296-246 | 221 | 537 | 100 | 5 | 47 | .246 | 8 | 65 |
| 2020 | 16 | 9-7 | 2.58 | 0 | 2 | 2 | 143.0 | 119 | 45-41 | 21 | 142 | 32 | 2 | 6 | .222 | 0 | 18 |
| 2021 | 57 | 35-22 | 4.88 | 4 | 4 | 8 | 473.2 | 532 | 295-257 | 134 | 532 | 92 | 11 | 58 | .285 | 5 | 45 |
| 2022 | 58 | 32-26 | 5.62 | 2 | 4 | 14 | 500.0 | 546 | 343-312 | 216 | 430 | 104 | 14 | 57 | .280 | 4 | 57 |
| YEAR | G | | ERA | CG | SHO | SV | IP | H | R-ER | BB | SO | 2B | 3B | HR | B/AVG | BK | HBP |
| 2023 | 56 | 30-26 | 6.63 | 0 | 3 | 15 | 486.0 | 570 | 406-358 | 220 | 464 | 119 | 7 | 77 | .292 | 5 | 48 |

MISCELLANEOUS RECORDS

HITTING STREAKS

| | | |
|-----|---------------------------|------------------------|
| 1. | 24, Jesse Schmidt..... | 3/11 to 4/22/03 |
| 2. | 22, Casey Simpson | 3/29 to 5/2/92 |
| 3. | 21, Josh Payne | 2/28 to 4/4/98 |
| 4. | 20, Nathan Lukes..... | 3/21 to 4/21/14 |
| | 20, Ryan Blair..... | 4/1 to 5/3/08 |
| | 20, Tim Wheeler..... | 3/29 to 4/26/08 |
| 7. | 18, Blake Crosby..... | 3/20 to 4/14/09 |
| | 18, Derek Brown | 3/16 to 4/17/94 |
| 9. | 16, JP Smith..... | 4/15 to 5/12/23 |
| | 16, Matt Smith..... | 4/17 to 5/9/21 |
| | 16, Matt Smith..... | 2/19 to 3/26/16 |
| | 16, Scotty Burcham | 4/22 to 5/16/15 |
| | 16, Rhys Hoskins..... | 3/17 to 4/11/12 |
| | 16, Harvey Hargrove | 4/6 to 5/6/97 |
| 15. | 15, Gabe Jacobo..... | 4/18 to 5/9/08 |
| | 15, Ray Brown..... | 4/16 to 5/7/94 |
| 17. | 11 Times..... | 14 Games |

Last: Matt Smith, 3/29 to 4/20/19

GRAND SLAMS

| | |
|---|----------------|
| JP Smith at Stanford..... | 4/18/23 |
| Martin Vincelli-Simard vs. Grand Canyon | 3/18/23 |
| JP Smith vs. Grand Canyon | 3/18/23 |
| Jorge Bojorquez at Dixie State..... | 4/23/22 |
| Matt Smith at California Baptist..... | 5/7/21 |
| Dawsen Bacho at Arizona State..... | 2/18/21 |
| Dawsen Bacho at Utah Valley..... | 5/11/19 |
| PJ Floyd vs. Saint Mary's..... | 4/2/18 |
| Steven Moretto at UC Santa Barbara..... | 3/16/18 |
| Kody Reynolds at Chicago State..... | 5/6/17 |
| James Outman vs. Northern Kentucky..... | 2/25/17 |
| Brandon Hunley at New Mexico State..... | 3/30/14 |
| Will Soto at New Mexico State..... | 3/30/14 |
| Andrew Ayers vs. UT Arlington | 5/16/13 |
| Andrew Ayers at Nevada | 4/30/13 |
| Rhys Hoskins vs. Dartmouth | 3/15/12 |
| Rhys Hoskins at Pacific..... | 2/28/12 |
| Justin Lamb at UC Santa Barbara..... | 3/6/11 |
| Justin Mezzaneras at Fresno State | 5/22/10 |
| Trevor Paine at San Jose State..... | 5/1/10 |
| Josh Powers vs. Albany..... | 3/31/10 |
| Tim Wheeler vs. Utah Valley..... | 4/11/09 |
| Blake Crosby at Oregon..... | 3/24/09 |
| Jeff Roth vs. Cornell..... | 3/21/09 |
| Tim Wheeler vs. Saint Mary's..... | 3/8/09 |
| Brent Hotman vs. Fresno State | 5/16/08 |
| Tim Wheeler vs. Hawai'i | 3/29/08 |
| Bret LeVier at Washington State | 5/11/03 |
| Jesse Schmidt vs. Hawai'i-Hilo..... | 4/26/03 |
| Chris Kinsey vs. Dartmouth..... | 3/17/03 |
| Rick Gonzalez at CSU Fullerton | 4/8/00 |
| Josh Payne at New Mexico State | 5/9/98 |
| Jason Bolton at San Francisco | 3/17/98 |
| Dan Elrduy vs. Nevada | 3/15/98 |
| Mike Dominisse at CSU Northridge | 2/12/98 |
| Joel Walker vs. Nevada | 5/2/97 |
| Jason Moore vs. Fresno State | 5/14/95 |
| Erik Cooper vs. Pacific | 4/27/94 |
| Erik Cooper vs. UC Davis..... | 4/10/94 |
| Ray Brown vs. Nevada..... | 3/8/94 |
| Will Fitzpatrick vs. Valparaiso | 3/2/93 |
| Will Fitzpatrick vs. Saint Mary's..... | 2/13/93 |
| Tony Turnbull vs. Southern Utah | 3/29/92 |
| Steve Kristy vs. UC Davis | 3/17/92 |
| Jim Graf vs. Chico State (ITP)..... | 3/21/70 |

| | |
|---------------------------------------|----------|
| Doug Behl vs. Fresno State..... | 3/12/63 |
| Les Kuhn vs. Chico State..... | 4/28/62 |
| Dean Andoe vs. Sam Houston State..... | 6/8/1961 |
| Doc Haskell vs. Travis AFB | 4/10/56 |

THREE-HOMER GAMES

| | |
|--|---------|
| Cesar Valero vs. Houston Baptist | 3/4/22 |
| Tim Wheeler vs. Utah Valley..... | 4/11/09 |
| Tim Wheeler vs. St. Mary's..... | 3/8/09 |
| Gabe Jacobo at Louisiana Tech | 4/3/08 |
| Jesse Schmidt at Centenary | 4/18/03 |
| Chris Kinsey at Cal Poly..... | 3/16/02 |

MULTI-HOMER GAMES

| | |
|--|----------------|
| JP Smith vs. Utah Tech | 5/20/23 |
| Josh Rolling at New Mexico State | 4/30/23 |
| Martin Vincelli-Simard at New Mexico St. | 4/29/23 |
| JP Smith vs. Utah Valley..... | 4/6/23 |
| Dawsen Bacho at Grand Canyon..... | 5/6/22 |
| Dawsen Bacho vs. Seattle U | 4/16/22 |
| Cesar Valero at New Mexico State | 4/10/22 |
| Cesar Valero at New Mexico State | 4/9/22 |
| Matt Smith at Tarleton..... | 3/14/21 |
| James Outman at Seattle U..... | 4/22/17 |
| Vinny Esposito vs. Grand Canyon..... | 4/8/17 |
| Andrew McWilliam at Utah Valley | 3/31/17 |
| Andrew McWilliam vs. Chicago State | 4/16/16 |
| Scotty Burcham vs. Northern Colorado..... | 5/10/15 |
| Vinny Esposito vs. CSU Bakersfield..... | 4/19/15 |
| Chris Lewis vs. Portland..... | 2/21/15 |
| Rhys Hoskins vs. Utah Valley | 4/25/14 |
| Rhys Hoskins at New Mexico State..... | 3/29/14 |
| Rhys Hoskins at Louisiana Tech..... | 4/8/12 |
| Rhys Hoskins at Pacific..... | 2/28/12 |
| Blake Miller vs. Louisiana Tech..... | 5/22/11 |
| Trevor Paine at Fresno State..... | 5/21/10 |
| Justin Lamb at Louisiana Tech..... | 5/8/10 |
| Trevor Paine at CSU Northridge..... | 3/27/10 |
| Justin Lamb at Nevada | 5/8/09 |
| Tim Wheeler vs. San Jose State..... | 5/3/09 |
| Tim Wheeler at Hawai'i..... | 4/19/09 |
| Justin Lamb vs. Menlo..... | 3/28/09 |
| David Flores at Nevada..... | 5/11/08 |
| Brian Boyd vs. Hawai'i-Hilo..... | 4/18/08 |
| David Flores at UC Davis | 4/15/08 |
| Ryan Blair at Louisiana Tech..... | 4/5/08 |
| Wes Oberlin at Louisiana Tech | 4/5/08 |
| Gabe Jacobo at Pacific..... | 5/1/07 |
| Jack Arroyo vs. San Francisco | 5/4/04 |
| Brian Blauser vs. San Francisco | 5/4/04 |
| Pedro Santiago at Nevada..... | 4/20/04 |
| John Acha at UC San Diego..... | 2/7/04 |
| Mikela Olsen vs. Arizona | 4/28/03 |
| Mikela Olsen vs. Dartmouth | 3/15/03 |
| Mikela Olsen vs. UC Davis..... | 3/11/03 |
| Jesse Schmidt vs. Hawai'i-Hilo..... | 4/26/03 |
| Jesse Schmidt at Nevada..... | 4/8/03 |
| Joe Evans vs. Pacific | 5/26/02 |
| Bret LeVier vs. UC Riverside | 4/14/02 |
| Joe Evans vs. Washington State | 3/9/02 |
| Chris Kinsey at Hawai'i | 2/8/02 |
| Joe Evans vs. Santa Clara..... | 4/24/01 |
| Tim Maghan vs. Nevada..... | 4/17/01 |
| Joe Evans vs. UC Riverside..... | 3/24/01 |
| Chris Kinsey vs. Saint Mary's..... | 2/23/01 |
| Joe Evans vs. San Francisco State | 2/17/01 |

| | |
|--|---------|
| Daniel Harkness vs. CSU Fullerton..... | 3/20/99 |
| Mike Dominisse at New Mexico State | 5/10/98 |
| Dan Elrduy vs. UC Davis | 4/29/98 |
| Mike Dominisse at Pacific | 4/26/98 |
| Brian Gilman vs. Long Beach State | 4/4/98 |
| Dan Elrduy vs. UC Davis | 4/1/98 |
| Jason Bolton vs. New Mexico State | 3/20/98 |
| Dan Elrduy vs. Nevada..... | 3/15/98 |
| Dan Elrduy vs. Nevada..... | 3/14/98 |
| Josh Payne vs. Nevada..... | 3/13/98 |
| Brandon Marshall vs. Saint Mary's..... | 3/1/98 |
| Shawn McGuire vs. Saint Mary's | 3/1/98 |
| Mike Dominisse at Hawai'i..... | 1/23/98 |
| Dan Elrduy vs. New Mexico State | 3/23/97 |
| Harvey Hargrove vs. Nevada | 3/15/97 |
| Josh Payne vs. Rhode Island..... | 3/8/97 |
| Mike Dominisse vs. Oregon State..... | 2/7/97 |
| Harvey Hargrove vs. San Francisco | 2/1/97 |
| Jason DeCanio vs. San Jose State..... | 2/23/96 |
| Jamie Estrada vs. UC Santa Barbara | 2/9/96 |
| Derek Brown vs. San Francisco State..... | 4/5/95 |
| Mike Carpentier vs. Washington State | 2/17/95 |
| Josh Kirtlan vs. San Diego State | 5/13/94 |
| Josh Kirtlan vs. Nevada..... | 5/3/94 |
| Will Fitzpatrick vs. Saint Mary's..... | 4/20/93 |
| Will Fitzpatrick vs. San Diego State | 4/17/93 |
| Will Fitzpatrick vs. San Francisco..... | 4/7/92 |
| Jim Martinez vs. San Francisco | 5/7/74 |
| Bob Matthews vs. Chico State | 5/14/71 |
| Terry Mayer vs. Linfield..... | 3/22/72 |
| Dan Smith vs. Stanislaus State..... | 4/21/70 |
| Chuck Swimley vs. San Jose State..... | 1964 |

LONGEST GAMES (INNINGS)

| Opponent (Date) | Inn. | Score |
|--|------|--------|
| at #15 Iowa (4/28/15)..... | 18 | L, 4-3 |
| vs. New Mexico State (5/26/18) | 15 | W, 4-3 |
| at UT Rio Grande Valley (4/23/16)..... | 15 | W, 5-3 |
| vs. Seattle U (4/5/14)..... | 15 | W, 4-3 |
| at Sonoma State (5/6/67) | 15 | L, 4-3 |
| at Pacific (4/8/14)..... | 14 | L, 9-8 |
| vs. UTSA (5/22/13)..... | 14 | L, 3-2 |
| vs. Fresno State (5/27/12)..... | 13 | L, 4-3 |
| at Hawaii (2/9/02)..... | 13 | W, 5-2 |
| vs. Samford (3/15/91)..... | 13 | L, 6-5 |

LONGEST GAMES (TIME)

| Opponent (Date) | Time | Score |
|--|------|--------------|
| at Iowa (4/28/15) | 5:40 | L, 4-3 (18) |
| Pacific (2/4/03) | 5:04 | W, 5-4 |
| vs. New Mexico State (5/26/18) | 5:01 | W, 4-3 (15) |
| at Saint Mary's (2/6/03)..... | 4:55 | L, 3-2 |
| CSUN (2/7/97) | 4:30 | L, 9-8 (12) |
| vs. New Mexico State (5/27/22)..... | 4:27 | L, 7-3 |
| at UT Rio Grande Valley (4/23/16)..... | 4:26 | W, 5-3 (15) |
| Cal State Fullerton (4/6/97)..... | 4:21 | W, 10-9 (12) |
| San Jose State (5/19/22)..... | 4:19 | W, 4-3 (11) |
| at Hawai'i (3/1/05)..... | 4:19 | W, 8-5 (13) |
| at New Mexico State (4/9/06) | 4:15 | W, 12-8 (12) |

** Records available since the 1996 season



MISCELLANEOUS RECORDS

LARGEST SHUTOUT WINS

| | | |
|-------------------|--------------|---------|
| UC Davis | 4/25/51..... | W, 22-0 |
| Southern Utah | 3/27/92..... | W, 17-0 |
| Sonoma State | 4/27/68..... | W, 17-0 |
| Parks AFB | 4/11/53..... | W, 17-0 |
| Chico State | 5/14/71..... | W, 15-0 |
| at UC Davis | 3/5/13..... | W, 14-0 |
| UC Davis | 4/17/90..... | W, 14-0 |
| Cal Poly Humboldt | 4/14/62..... | W, 14-0 |
| UC Santa Barbara | 3/18/00..... | W, 13-0 |
| Valparaiso | 3/2/93..... | W, 13-0 |
| Stanislaus State | 4/11/70..... | W, 13-0 |

LARGEST SHUTOUT LOSSES

| | | |
|------------------------|--------------|---------|
| at Cal State Fullerton | 4/7/02..... | L, 22-0 |
| Fresno State | 4/12/22..... | L, 19-0 |
| Oregon State | 1978..... | L, 19-0 |
| at California | 5/12/09..... | L, 15-0 |
| San Jose State | 2/1/87..... | L, 15-0 |
| Saint Mary's | 1976..... | L, 13-0 |
| Stanislaus State | 1976..... | L, 13-0 |
| at San Jose State | 5/20/22..... | L, 12-0 |
| Grand Canyon | 5/1/21..... | L, 12-0 |
| UNLV | 5/18/12..... | L, 12-0 |
| San Francisco | 1/29/99..... | L, 12-0 |
| at Stanislaus State | 3/24/79..... | L, 12-0 |

MOST RUNS IN A WIN

| | | |
|------------|----------------------------|---------|
| 31 (31-3) | Rhode Island..... | 3/8/97 |
| 30 (30-14) | Fairfield Army AFB..... | 5/13/50 |
| 27 (27-5) | at UC Davis..... | 4/24/62 |
| 27 (27-7) | at Travis AFB..... | 4/4/56 |
| 25 (25-8) | Arizona..... | 3/16/94 |
| 25 (25-4) | Sonoma State..... | 2/1/85 |
| 24 (24-4) | at UC Davis..... | 5/5/51 |
| 24 (24-8) | at Menlo College..... | 2/9/88 |
| 23 (23-9) | Pacific..... | 4/25/98 |
| 22 (22-0) | UC Davis..... | 4/25/51 |
| 22 (22-2) | Albany..... | 3/31/10 |
| 22 (22-3) | at Cal State East Bay..... | 4/20/82 |
| 22 (22-10) | at Pacific..... | 5/2/53 |

MOST RUNS IN A LOSS

| | | |
|-------------------|----------------------------------|---------------|
| 16 (17-16) | San Francisco State..... | 4/24/71* |
| 15 (22-15) | at Nevada..... | 5/4/97 |
| 14 (18-14) | at UNLV..... | 2/21/10 |
| 14 (15-14) | at Cal State East Bay..... | 3/2/85 |
| 13 (15-13) | at Stephen F. Austin..... | 4/1/23 |
| 13 (16-13) | at Seattle U..... | 3/19/22 |
| 13 (16-13) | at Tarleton..... | 3/13/21 |
| 13 (21-13) | Arizona..... | 4/28/03 |
| 13 (17-13) | Saint Mary's..... | 3/1/98 |
| 13 (17-13) | at Nevada..... | 5/2/98 |
| 12 (27-12) | at Louisiana Tech..... | 5/8/10 |
| 12 (18-12) | Gonzaga..... | 3/22/08 |
| 12 (13-12) | at Nevada..... | 5/9/08 |
| 12 (17-12) | at UC Santa Barbara..... | 5/14/00 |
| 12 (15-12) | at Nevada..... | 4/23/85 |
| 12 (16-12) | at Nevada..... | 3/20/84 |
| 12 (14-12) | Chico State..... | 4/5/83 |
| 12 (14-12) | Nevada..... | 3/22/69 |

* Game later forfeited by San Francisco State

MOST RUNS, OPPONENT

| | | |
|---------------------|---------------------------------|----------------|
| 27 (L, 27-12) | at Louisiana Tech..... | 5/8/10 |
| 25 (L, 25-3) | California..... | 4/27/04 |
| 24 (L, 24-4) | at San Francisco..... | 4/11/00 |
| 24 (L, 24-10) | vs. Long Beach State..... | 5/17/98 |
| 23 (L, 23-1) | at Arizona..... | 3/12/16 |
| 23 (L, 23-3) | at Nevada..... | 5/3/97 |
| 22 (L, 22-0) | at Cal State Fullerton..... | 4/7/02 |
| 22 (L, 22-15) | at Nevada..... | 5/4/97 |
| 22 (L, 22-3) | at Long Beach State..... | 3/27/97 |
| 21 (L, 21-9) | at New Mexico State..... | 4/29/13 |
| 21 (L, 21-13) | Arizona..... | 4/28/03 |
| 21 (L, 21-2) | Cal State Fullerton..... | 3/19/99 |
| 21 (L, 21-4) | Saint Mary's..... | 2/28/99 |
| 21 (L, 21-4) | at Hawai'i..... | 2/6/99 |
| 21 (L, 21-1) | Oregon..... | 3/19/79 |

MOST COMBINED RUNS

| | | |
|----------------------|------------------------------|----------------|
| 44 (W, 30-14) | Fairfield Army AFB..... | 5/13/50 |
| 39 (L, 27-12) | at Louisiana Tech..... | 5/8/10 |
| 37 (L, 22-15) | at Nevada..... | 5/4/97 |
| 35 (W, 19-16) | at New Mexico State..... | 3/23/97 |
| 34 (L, 21-13) | Arizona..... | 4/28/03 |
| 34 (W, 31-3) | Rhode Island..... | 3/8/97 |
| 34 (W, 21-13) | Fresno State..... | 4/17/94 |
| 34 (W, 27-7) | at Travis AFB..... | 4/4/56 |
| 33 (W, 18-15) | Pacific..... | 5/16/23 |
| 33 (W, 25-8) | Arizona..... | 3/16/94 |
| 33 (L, 17-16) | at San Francisco State*..... | 4/24/71 |
| 32 (L, 18-14) | at UNLV..... | 2/21/10 |
| 32 (W, 24-8) | at Menlo College..... | 2/9/88 |
| 32 (W, 27-5) | at UC Davis..... | 4/24/62 |
| 32 (W, 22-10) | at Pacific..... | 5/2/53 |

* Game later forfeited by San Francisco State

LONGEST WINNING STREAK

| | | |
|-------|--------------|---------|
| Games | From | To |
| 16 | 3/22/92..... | 4/12/92 |
| 12 | 3/18/14..... | 4/6/14 |
| 11 | 3/8/19..... | 3/23/19 |
| 11 | 3/26/86..... | 4/8/86 |
| 10 | 4/9/91..... | 4/22/91 |
| 10 | 2/10/89..... | 2/25/89 |
| 10 | 4/11/87..... | 4/24/87 |
| 8 | 3/14/21..... | 3/27/21 |
| 8 | 5/14/17..... | 5/27/17 |
| 8 | 5/1/15..... | 5/14/15 |
| 8 | 2/22/86..... | 3/2/86 |

LONGEST LOSING STREAK

| | | |
|-------|--------------|---------|
| Games | From | To |
| 13 | 4/28/06..... | 5/26/06 |
| 9 | 4/24/05..... | 5/8/05 |
| 8 | 4/22/08..... | 5/3/08 |
| 8 | 4/19/02..... | 4/28/02 |
| 8 | 4/18/99..... | 5/1/99 |
| 8 | 3/9/99..... | 3/21/99 |
| 8 | 4/23/96..... | 5/5/96 |
| 8 | 2/25/96..... | 3/15/96 |
| 7 | 3/6/11..... | 3/17/11 |
| 7 | 4/10/07..... | 4/21/07 |
| 7 | 3/25/07..... | 4/6/07 |
| 7 | 2/2/07..... | 2/17/07 |
| 7 | 3/5/05..... | 3/19/05 |
| 7 | 3/24/02..... | 4/7/02 |
| 7 | 2/18/00..... | 2/27/00 |
| 7 | 4/3/99..... | 4/16/99 |
| 7 | 4/15/97..... | 4/26/97 |
| 7 | 3/22/96..... | 3/31/96 |
| 7 | 5/4/94..... | 5/16/94 |

THE LAST TIME...

| | |
|---|---|
| Player Hit a Grand Slam | JP Smith at Stanford, 4/18/23 |
| Player Led Off Game With Home Run | Josh Rolling at Nevada, 4/5/22 |
| | Nick Iwasa at Utah Valley, 4/1/22 |
| Player Hit For The Cycle..... | None (Since 2006) |
| Player Hit 2 Home Runs in a Game | JP Smith vs. Utah Tech, 5/20/23 |
| Player Hit 3 Home Runs in a Game | Cesar Valero vs. Houston Baptist, 3/4/22 |
| Player Hit An Inside-The-Park Home Run..... | Aurelio Jackson vs. UC Santa Barbara, 3/19/00 |
| | Jim Graf vs. Chico State, 3/21/70 (Grand Slam) |
| | Jim Graf vs. Linfield, 3/14/70 |
| Player Had 6 At-Bats | Gunner Gouldsmith & Cesar Valero vs. Pacific, 5/16/23 |
| Player Had 7 At-Bats..... | Dylan McPhillips at Seattle U, 3/19/22 |
| Player Scored 4 Runs | Jorge Bojorquez vs. Pacific, 5/16/23 |
| Player Scored 5 Runs..... | Cesar Valero vs. Houston Baptist, 3/4/22 |
| Player Had 4 Hits | Jeffery Heard (4-5) & Cesar Valero (4-6) vs. Pacific, 5/16/23 |
| Player Had 5 Hits..... | Cesar Valero vs. Houston Baptist, 3/4/22 |
| Player Had 6 Hits Or More..... | Brandon Marshall vs. UC Davis, 4/29/98 |
| Player Finished 4-for-4..... | Keith Torres at Pacific, 4/19/22 |
| Player Finished 5-for-5 | Cesar Valero vs. Houston Baptist, 3/4/22 |
| Player Finished 6-for-6 | Brandon Marshall vs. UC Davis, 4/29/98 |
| Player Had 5 RBI | Cesar Valero vs. Utah Tech, 5/19/23 |
| Player Had 6 RBI | Dawsen Bacho vs. Seattle U, 4/16/22 |
| Player Had 10 RBI Or More | Cesar Valero (10) vs. Houston Baptist, 3/4/22 |
| Player Had Three Doubles | Ryan Walstad at Tarleton, 3/14/21 |
| Player Had Two Triples | Vinny Esposito vs. CSU Bakersfield, 4/29/17 |
| Player Had 10-14 Total Bases | Josh Rolling (10) at New Mexico State, 4/30/23 |
| Player Had 15+ Total Bases..... | Cesar Valero (16) vs. Houston Baptist, 3/4/22 |
| Player Walked 3 Times | Cesar Valero at Nevada, 4/25/23 |
| Player Walked 4 or More Times | Keith Torres (5) at Northern Colorado, 5/5/19 |
| Player Was Hit By Pitch 3 or More Times..... | Aaron Zeidman at Northern Colorado, 4/25/21 |
| Player Had Two Sac Hits or More..... | Trevor Doyle vs. CSU Bakersfield, 5/23/19 (WAC Tournament) |
| Player Had Two Sac Flies or More..... | Steven Moretto at Dixie State, 4/22/22 |
| Player Stole Two Bases | Nick Iwasa at Utah Valley, 4/3/22 |
| Player Stole Three Bases or More..... | James Outman (4) vs. Milwaukee, 3/3/18 |
| | |
| Pitcher Threw A No-Hitter (7 inn.) | Colin Hunter vs. Northern Illinois, 2/19/22 |
| Pitcher Threw A No-Hitter (9 inn.)..... | Justin Dillon vs. Northern Kentucky, 2/24/17 |
| Pitcher Threw A One-Hitter | Parker Brahm vs. Chicago State, 4/7/18 |
| Pitcher Threw A Two-Hitter | Scott Randall at Tarleton, 3/12/21 |
| Pitcher Threw A Complete Game (7 inn.)..... | Colin Hunter vs. Northern Illinois, 2/19/22 |
| Pitcher Threw A Complete Game (9 inn.) | Eli Saul at Grand Canyon, 5/6/22 |
| Pitcher Threw More Than 9 Innings..... | None (Since 2006) |
| Pitcher Threw Shutout | Colin Hunter vs. Northern Illinois, 2/19/22 |
| Pitcher Struck Out 10..... | Parker Brahm vs. Milwaukee, 2/20/20 |
| Pitcher Struck Out 11..... | Scott Randall vs. New Mexico State, 4/9/21 |
| Pitcher Struck Out 12..... | Chris Kinsey vs. Pacific, 2/4/03 |
| Pitcher Struck Out 13..... | Travis Adams at Northern Colorado, 4/24/21 |
| Pitcher Struck Out 14..... | Scott Randall at Northern Colorado, 4/23/21 |
| Team Did Not Walk A Batter | vs. Utah Tech, 5/20/23 |
| Opposing Pitcher Pitched A CG (9 inn.) | Kolby Gartner, St. Thomas, 2/25/23 |
| Opposing Pitcher Struck Out 10 or more | Casey Anderson, Utah Valley, 4/8/23 |
| Pitcher Started 5-0..... | Eli Saul & Kevin Haynes, 2022 |
| Pitcher Started 6-0..... | Eli Saul, 2022 |
| Pitcher Started 7-0 | Roland DeLaMaza, 1993 |
| Pitcher Recorded 10+ Wins in a Season..... | Austin Root (11-3), 2018 |
| | |
| Team Stole Four or More Bases | vs. Dixie State (4), 3/26/21 |
| Team Walked 10 or More Times | vs. Menlo College (11), 4/3/23 |
| Team Hit By 4 or More Pitches | vs. Utah Valley (4), 4/8/23 |
| Team Hit Two Home Runs In An Inning | Martin Vincelli-Simard & JP Smith at California Baptist (5/12/23) (T1) |
| Team Hit Four Homers in a Game | at California Baptist, 5/12/23 |
| Team Hit Five Homers in a Game | at New Mexico State, 4/29/23 |
| Team Hit Six Home Runs in a Game | at Nevada, 5/8/09 |
| Team Hit Seven Home Runs or More | None (Since 2006) |
| Team Hit Back-To-Back Homers..... | Martin Vincelli-Simard & JP Smith at California Baptist (5/12/23) (T1) |
| Team Hit Back-To-Back-To-Back HR's..... | David Flores, Gabe Jacobo & Tim Wheeler vs. New Mexico State, 5/3/07 |
| Team Won On Walk-Off HR..... | vs. Northern Illinois, 2/19/22 (Josh Walker, 2-Run HR, B7) |
| Team Won On Walk-Off Hit (Non HR/Run Rule)..... | vs. San Jose State, 5/21/22 (Gunner Gouldsmith, RBI FC, B11) |
| Opponent Hit at least Three Homers in a Game | vs. Utah Tech (4), 5/18/23 |
| Opponent Hit Walk-Off Homer | at Seattle U, 4/23/17 |

THE LAST TIME...

| | |
|--|--|
| Team Recorded a Shut Out | at Seattle U, 4/21/23 (W, 6-0) |
| Team Was Shut Out | at Abilene Christian, 3/25/23 (L, 10-0) |
| Team Recorded A Shutout In Back-To-Back Games..... | vs. Northern Illinois, 2/19/22 (DH) (W, 8-0 & W, 2-0) |
| Team Was Shut Out In Back-To-Back Games..... | vs. Grand Canyon (L, 11-0 in 7 inn.) & UT Rio Grande Valley (L, 10-0 in 8 inn.) |
| Largest Win in a Shutout..... | Southern Utah, 3/27/92 (W, 17-0) |
| Largest Loss in a Shutout..... | Sonoma State, 4/27/68 (W, 17-0) |
| Player Committed 3 Errors..... | Dan Deely vs. New Mexico State, 3/28/15 |
| Player Committed 4 Or More Errors..... | Josh Powers (4) vs. Fresno State, 5/14/09 |
| Team Committed Zero Errors In a Series..... | at Utah Valley, 4/1-4/3/22 |
| Team Committed 4 Errors | at New Mexico State, 4/28/23 |
| Team Committed 5 Errors | vs. UT Arlington, 4/16/23 |
| Team Committed 6 Errors or More..... | at San Francisco (6), 3/2/14 |
| Opposing Team Committed 4 Errors | at Nevada, 4/25/23 |
| Opposing Team Committed 5 Errors or More..... | at Tarleton (5), 3/14/21 |
| Team Recorded 20 Hits Or More | vs. Pacific (22), 5/16/23 |
| Team Scored 20 Runs Or More..... | 21 vs. Houston Baptist, 3/4/22 (W, 21-4) |
| Team Scored 30 Runs Or More..... | 31 vs. Rhode Island, 3/8/97 (W, 31-3) |
| Team Scored 10 Runs Or More In An Inning..... | 10 vs. Houston Baptist (4th inn.), 3/4/22 |
| Team Swept Three-Game Non-Conference Series | at Long Beach State, 2/25-2/27/23 |
| Team Swept Three-Game Conference Series | vs. Utah Tech, 5/18-5/20/23 |
| Team Swept Four-Game Series..... | vs. Northern Illinois, 2/18-2/20/22 |
| Team Swept Four-Game Conference Series..... | at Utah Valley, 3/19-3/21/21 |
| Team Swept Three-Game Series Away From Home..... | at Long Beach State, 2/25-2/27/22 |
| Team Swept Four-Game Series Away From Home..... | at Utah Valley, 3/19-3/21/21 |
| Opponent Sweeps Hornets in 3-Game Series..... | at Northern Colorado, 3/24-3/26/17 |
| Opponent Sweeps Hornets in 4-Game Series..... | at Hawai'i, 4/8-4/10/11 |
| Opponent Sweeps Hornets in Sacramento..... | vs. UT Arlington, 5/16-5/18/13 |
| Opponent Sweeps Hornets on the Road..... | at Northern Colorado, 3/24-3/26/17 |
| Team Sweeps Doubleheader | vs. St. Thomas, 2/25/23 (W, 2-0 & W, 10-1) |
| Team Swept In Doubleheader..... | vs. Houston Baptist, 3/5/22 (L, 4-1 & L, 3-2) |
| Team Played In 0-0 Game That Went To Extras..... | at Long Beach State, 2/25/22 (W, 1-0 in 10 inn.) |
| Team Played Extra Innings & Won | 10 inn. at New Mexico State, 4/28/23 (W, 6-5) |
| Team Played Extra Innings & Lost | 11 inn. vs. UC Davis, 4/11/23 (L, 4-3) |
| Team Played 12 Innings..... | vs. New Mexico State, 4/14/17 (W, 2-1) |
| Team Played 13 Innings..... | vs. Fresno State, 5/27/12 (L, 4-3) (WAC Tournament) |
| Team Played 14 Innings..... | at Pacific, 4/8/14 (L, 9-8) |
| Team Played 15 Innings..... | vs. New Mexico State, 5/26/18 (W, 4-3) |
| Team Played 18 Innings..... | at Iowa, 4/28/15 (L, 4-3) |
| Team Played Consecutive Extra-Inning Games | at Pacific, 4/10/23 (W, 11-8 in 10 inn.) & at UC Davis, 4/11/23 (L, 4-3 in 11 inn.) |
| Team Played Three-Straight Extra Inning Games..... | vs. UC Davis (W, 3-2 in 10 inn.), 2/21/11; |
| | vs. Saint Mary's (L, 2-1 in 11 inn.), 2/22/11; |
| | vs. UC Riverside (L, 2-0 in 11 inn.), 2/26/11 |
| Most Extra-Inning Games In A Season..... | 6, 1996 (3-3) & 2014 (3-3) & 2018 (2-4) |
| Team Played Over Three Hours | vs. Pacific, 5/16/23 (3:33) |
| Team Played Over Four Hours..... | vs. New Mexico State, 5/27/22 (4:27) (WAC Tournament) |
| Team Played Over Five Hours..... | vs. New Mexico State, 5/26/18 (5:01) |
| Team Played A Game Under Two Hours (9 inn.) | vs. St. Thomas, 2/25/23 (1:53) |
| Team Was No-Hit..... | Bob Cruess vs. Fresno State, 4/13/76 (L, 3-0) |
| | Jim Visher vs. San Jose State, 4/23/63 (L, 6-0) |

AWARD WINNERS

ALL-AMERICAN

BASEBALL AMERICA

2009 Tim Wheeler (2nd Team) Jr. OF

COLLEGIATE BASEBALL

2021 Scott Randall Jr. RHP

LOUISVILLE SLUGGER

2014 Rhys Hoskins (3rd Team) Jr. 1B

SENIOR CLASS AWARD

2014 Rhys Hoskins (2nd Team) Fr. OF

ALL-AMERICAN

1993 Matt Martinez (2nd Team) 2B
 1993 Will Fitzpatrick (3rd Team) 1B
 1993 Roland de la Maza (2nd Team) P
 1997 Harvey Hargrove (3rd Team) 2B

FRESHMAN ALL-AMERICAN

BASEBALL AMERICA

2013 Sutter McLoughlin Fr. RP

COLLEGIATE BASEBALL

2009 Jesse Darrah Fr. P
 2012 Rhys Hoskins Fr. OF
 2013 Chris Lewis Fr. DH
 Sutter McLoughlin Fr. P
 2014 Sam Long Fr. P
 2017 Parker Brahm Fr. RHP
 2018 Scott Randall Fr. RHP
2023 Wehiwa Aloy Fr. SS
JP Smith Fr. DH

NCBWA

2012 Rhys Hoskins (1st Team) Fr. OF
 2013 Sutter McLoughlin (1st Team) Fr. RP
 Chris Lewis (2nd Team) Fr. DH
2023 Wehiwa Aloy (1st Team) Fr. SS

PERFECT GAME

2012 Rhys Hoskins (2nd Team) Fr. OF
 2017 Parker Brahm (2nd Team) Fr. RHP
2023 Wehiwa Aloy (1st Team) Fr. SS

D1 BASEBALL.COM

2023 Wehiwa Aloy (1st Team) Fr. SS

CoSIDA ALL-ACADEMIC DISTRICT VIII

ALL-ACADEMIC FIRST TEAM

2004 John Acha Sr. INF
 2004 Craig Johnson Jr. OF

ALL-WEST REGION

ABCA NCAA WESTERN REGION

COACH OF THE YEAR

1986 John Smith
 1988 John Smith

ABCA/RAWLINGS

1989 Mark Gieseke (Div. II - 1st Team) 1B
 1989 Brian Hewitt (Div. II - 1st Team) 2B
 1989 Ryan Kato (Div. II - 3rd Team) SS
 1989 Bill Cramer (Div. II - 3rd Team) C
 1989 Mac Sallin (Div. II - 3rd Team) DH
 1989 Erik Bennett (Div. II - 1st Team) Jr. P
 1989 Mike Frame (Div. II - 1st Team) Sr. P
 2009 Tim Wheeler (1st Team) Sr. OF
 2012 Andrew Ayers (2nd Team) Jr. 2B
 2014 Rhys Hoskins (2nd Team) Jr. 1B
 2018 Austin Root (2nd Team) Sr. RHP
 2021 Scott Randall (2nd Team) Jr. RHP
2023 Wehiwa Aloy (2nd Team) Fr. SS

NCAA ALL-REGIONAL

SAN LUIS OBISPO REGIONAL

2014 Scotty Burcham Jr. SS
 Kyle Moses Jr. OF

STANFORD REGIONAL

2019 Bronson Grubbs Sr. OF
 Dylan McPhillips So. C/DH

WESTERN ATHLETIC CONFERENCE

WAC COACH OF THE YEAR

2012 Reggie Christiansen 2nd Season
 2014 Reggie Christiansen 4th Season

WAC PLAYER OF THE YEAR

1995 Mike Eby (West Division) Sr. P
 2012 Andrew Ayers Jr. 2B
 2014 Rhys Hoskins Jr. 1B

WAC FRESHMAN OF THE YEAR

2012 Rhys Hoskins Fr. OF
 2013 Chris Lewis Fr. DH
 2014 Sam Long Fr. P
 2017 Parker Brahm Fr. P
2023 Wehiwa Aloy Fr. SS

WAC TOURNAMENT MVP

2014 Chris Lewis So. DH
 2017 Justin Dillon Sr. P
 2019 Dawsen Bacho So. C

ALL-WAC FIRST TEAM

2006 Buddy Morales Sr. C
 2007 David Flores Jr. 3B
 2008 Tim Wheeler So. OF
 2009 Tim Wheeler Jr. OF
 2012 Derrick Chung Sr. C
 Andrew Ayers (POY) Jr. 2B
 Justin Higley So. OF
 2013 Brennan Leitao So. P
 Chris Lewis (FOY) Fr. DH
 Sutter McLoughlin Fr. P
 2014 Rhys Hoskins (POY) Jr. 1B
 Brennan Leitao Jr. P
 Nathan Lukes So. OF
 2015 Brennan Leitao Sr. P
 Nathan Lukes Jr. OF
 Ty Nichols Sr. P
 2016 Max Karnos Jr. P
 2017 Parker Brahm Fr. P
 Ian Dawkins Jr. OF
 Parker Brahm So. P
 Ian Dawkins Sr. OF
 Austin Roberts So. RP
 2019 Matt Smith Jr. OF
 Dawsen Bacho So. C
 2021 Scott Randall Jr. RHP
 Matt Smith Sr. DH
 Ryan Walstad Sr. 1B
2023 Martin Vincelli-Simard Sr. C
JP Smith Fr. DH/UT

ALL-WAC SECOND TEAM

2006 David Flores So. 3B
 2007 Montana Dye Sr. OF
 2008 Ryan Blair Sr. OF
 David Flores Sr. 3B
 Gabe Jacobo Jr. UT/L
 Wes Oberlin Sr. DH
 2009 Jesse Darrah Fr. P
 Hunter Martinez Sr. 2B
 2010 Trevor Paine Jr. DH
 Josh Powers Sr. 1B
 2011 Derrick Chung Jr. C

2012 Trevor Paine Sr. 1B/DH
 Dallas Chadwick So. P
 Rhys Hoskins (FOY) Fr. OF
 2013 Andrew Ayers Sr. 2B
 2014 David Del Grande Sr. OF
 Sam Long (FOY) Fr. P
 Sutter McLoughlin So. P
 Kyle Moses Jr. OF
 2015 Scotty Burcham Sr. SS
 2016 Tyler Beardsley Sr. P
 Chris Lewis Sr. OF
 2017 Vinny Esposito Jr. 1B
 Trent Goodrich Sr. SS
 2018 PJ Floyd Sr. 2B
 Austin Root Sr. P
 Matt Smith Jr. OF
 Keith Torres Fr. SS
 2019 Tanner Dalton Sr. RP
 Scott Randall So. SP
 2021 Dawsen Bacho Jr. C
 Steven Moretto Jr. 3B
2023 Wehiwa Aloy (FOY) Fr. SS

ALL-WAC WESTERN DIVISION

1993 Will Fitzpatrick Sr. 1B
 Matt Martinez Sr. 2B
 Ronald DeLaMaza Sr. P
 Ray Brown Jr. DH
 1994 Derek Brown Jr. 3B
 Ray Brown Sr. OF
 Jason Beeman Sr. DH
 1995 Mike Eby (POY) Sr. P
 1996 Jason Quintel Jr. DH

ALL-WAC TOURNAMENT

2006 Buddy Morales Sr. C
 2012 Brett Hottman Sr. C/DH
 Derrick Chung Sr. C/IF
 David Del Grande So. OF
 Dallas Chadwick So. P
 2013 Andrew Ayers Sr. 2B
 2014 Rhys Hoskins Jr. 1B
 Brennan Leitao Jr. P
 Chris Lewis (MVP) So. DH
 Alex Palsha Jr. P
 2015 Chris Lewis Jr. DH
 Ty Nichols Sr. P
 2017 Justin Dillon (MVP) Sr. P
 Trent Goodrich Sr. SS
 Andrew McWilliam Jr. OF
 James Outman So. OF
 Kody Reynolds Sr. DH
 2018 Ian Dawkins Sr. OF
 Andrew McWilliam Sr. DH
 James Outman Jr. OF
 Austin Root Sr. P
 2019 Dawsen Bacho (MVP) So. C
 Travis Martizia So. RP
 Matt Smith Jr. OF
 Ryan Walstad Jr. 2B
 2021 Jack Bollengier Fr. OF

WAC ALL-ACADEMIC

2006 (1) Matt Campbell
2008 (7) Ryan Blair, Brian Boyd, David Flores, Brett Tanigawa, Mike Weiss, Tim Wheeler, Trevor York
2009 (3) Brian Filice, Josh Powers, Tim Wheeler
2010 (6) Kyle Baskett, Jake Chilton, Dan McCarthy, A.J. Nunez, Josh Powers, Kirby Young
2011 (6) Jake Chilton, Kirby Young, Derrick Chung, Andrew Ayers, David Del Grande, Justin Higley



AWARD WINNERS

- 2012 (8)** Derrick Chung, Trevor Paine, Tyler Hoelzen, David Del Grande, Hunter Greenwood, Justin Higley, Rhys Hoskins, Brennan Leitao
- 2013 (4)** David Del Grande, Justin Higley, Rhys Hoskins, Brennan Leitao
- 2014 (4)** Clay Cederquist, David Del Grande, Rhys Hoskins, Brennan Leitao
- 2015 (9)** Dan Deely, Justin Dillon, Vinny Esposito, Dane Fujinaka, Bronson Grubbs, Brandon Hunley, Devin Lehman, Brennan Leitao, Chris Lewis
- 2016 (5)** Justin Dillon, Dane Fujinaka, Brandon Hunley, Brennan Leitao, Chris Lewis
- 2017 (12)** Dawsen Bacho, Justin Dillon, Blake Edmonson, Vinny Esposito, Trent Goodrich, Brandon Hunley, Devin Lehman, Ricky Martinez, Andrew McWilliam, James Outman, Kody Reynolds, Austin Root
- 2018 (9)** Tanner Dalton, Vinny Esposito, Bronson Grubbs, Andrew McWilliam, Steven Moretto, James Outman, Brady Rodriguez, Austin Root, Matt Smith
- 2019 (6)** Dawsen Bacho, Bronson Grubbs, Steven Moretto, Brady Rodriguez, Matt Smith, Martin Vincelli-Simard
- 2021 (10)** Dawsen Bacho, Hunter Dorraugh, Trevor Doyle, Chris Gonzalez, Steven Moretto, Brady Rodriguez, Matt Smith, Cole Tremain, Martin Vincelli-Simard, Aaron Zeidman
- 2022 (11)** Dawsen Bacho, Jorge Bojorquez, Trevor Doyle, Ryan Fleming, Gunner Gouldsmith, Steven Moretto, Max Petty, Josh Rolling, Tyler Stewart, Martin Vincelli-Simard, Josh Walker
- 2022-23 (7)** Jorge Bojorquez, Garet Crenshaw, Evan Gibbons, Gunner Gouldsmith, Max Petty, Tyler Stewart, Martin Vincelli-Simard

INDEPENDENT

INDEPENDENT HITTER OF THE YEAR

2003 Mikela Olsen Jr. OF

INDEPENDENT NEWCOMER OF THE YEAR

2004 Craig Johnson Jr. OF
2003 Mikela Olsen Jr. OF

ALL-INDEPENDENT FIRST TEAM

2005 Ethan Katz Sr. P
2004 Jack Arroyo Sr. INF
2004 Craig Johnson Jr. OF
2004 Ethan Katz Jr. P
2003 Mikela Olsen Jr. OF
2003 Jesse Schmidt Jr. OF

ALL-INDEPENDENT SECOND TEAM

2004 John Acha Sr. INF
2003 Chris Kinsey Jr. P

ALL-INDEPENDENT HONORABLE MENTION

2005 Brett Flowers Sr. INF
2005 Jim Strombach Jr. OF

INDEPENDENT ALL-ACADEMIC

2005 Matt Campbell Jr. P
2005 Travis Kane Jr. P
2004 John Acha Sr. INF
2004 Craig Johnson Jr. OF

BIG WEST CONFERENCE

ALL-BIG WEST FIRST TEAM

1998 Josh Payne DH Sr.

ALL-BIG WEST SECOND TEAM

2002 Chris Kinsey UT So.
2001 Aurelio Jackson OF Sr.
Carlos Morales 3B Sr.
2000 Jesse Krebs SS Sr.
Carlos Morales 2B Jr.

ALL-BIG WEST HONORABLE MENTION

2002 Jeff Groeger SP Sr.
2000 Rick Gonzalez OF Sr.
Cory Williams DH Jr.

NORTHERN CALIFORNIA ATHLETIC CONFERENCE

ALL-NCAC FIRST TEAM

1983 Ron Mattson RHP Sr.
1983 Davelle Rainey OF Sr.

ALL-NCAC HONORABLE MENTION

1983 John Hankard IF
1983 John Armendariz DH

FAR WESTERN CONFERENCE

ALL-FAR WESTERN CONFERENCE FIRST TEAM

1968 Sonny Dixon P
1968 Gary Hill OF
1969 Bill Wesnousky P
1969 Steve Tobias SS
1971 Lew Gasper 2B
1971 John Rice OF
1971 Terry Mayer OF
1976 Bill Sparrey DH
1978 Ed Byers IF
1978 Jesse Flores P
1981 Steve Bonilla P
1981 Kevin Smallcomb 2B
1981 Steve Eakes SS
1981 Gary Weinberger OF
1982 Kevin Smallcomb 2B

ALL-FAR WESTERN CONFERENCE SECOND TEAM

1981 Bob Carpenter C
1982 Ron Mattson RHP
1982 Gary Weinberger OF

ALL-FAR WESTERN CONFERENCE HONORABLE MENTION

1968 Mike Alberghini 2B
1968 Steve Tobias SS
1968 Dennis Younglove C
1968 Don Noriel OF
1968 Dave Illig OF
1968 Mike Furtado P
1969 Joe Soto 3B
1969 Dennis Younglove C
1969 Ben Bodding P
1971 Bob Matthews SS
1981 Chuck Beard 3B

DIVISION II ALL-AMERICANS



Pitcher Erik Bennett (left) and infielders Mark Gieseke (center) and Brian Hewitt (right) were each first team All-Americans during their time with the Hornets.

| NAME | YEAR | POS | AWARD |
|-------------------|------|-----|-------------|
| Dick Bach | 1961 | P | First Team |
| Les Kuhnz | 1961 | SS | First Team |
| Dean Andoe | 1961 | IF | Second Team |
| Joe Soto | 1970 | SS | First Team |
| Kevin Kobza | 1985 | 3B | First Team |
| Steve Brueggemann | 1985 | P | Second Team |
| Doug Eastman | 1986 | OF | Second Team |
| Deron Curran | 1986 | OF | Third Team |
| Kevin Creamer | 1987 | DH | First Team |
| Brian Hewitt | 1988 | 2B | First Team |
| Mark Gieseke | 1988 | OF | First Team |
| | 1989 | 1B | Third Team |
| Erik Bennett | 1988 | P | Second Team |
| | 1989 | P | First Team |
| Mike Frame | 1989 | P | Second Team |

YEAR-BY-YEAR BATTING LEADERS

| YEAR | BATTING AVERAGE | RUNS | HITS | DOUBLES |
|--------|----------------------------|----------------------------------|---------------------------------|--------------------------------------|
| 1951 | Bob Hanion (.379) | Augie Amorena (19) | Augie Amorena (26) | Augie Amorena & Bob Steen (6) |
| 1952 | Milton Farley (.392) | – | Milton Farley (31) | – |
| 1953 | Don Knezovich (.431) | Dwight Dickey (23) | Don Knexovich (25) | – |
| 1954 | Doc Haskell (.450) | – | Doc Haskell (27) | – |
| 1955 | Doc Haskell (.354) | – | Doc Haskell (29) | – |
| 1956 | – | – | – | – |
| 1957 | David Lee (.386) | Dick Nunes (27) | Bob Heath (31) | David Lee & Dick Nunes (5) |
| 1958 | – | – | – | – |
| 1959 | Larry Kelley (.410) | Larry Kelley (38) | Larry Kelley (41) | Larry Kelley & Rich Separovich (5) |
| 1960 | Darrell McRorie (.408) | Don Runyan (35) | Darrell McRorie (49) | Darrell McRorie & Raul Quezada (6) |
| 1961 | Les Kuhn (.360) | Darrell McRorie (29) | Tom Pugliese (44) | Len Napoli (7) |
| 1962 | Les Kuhn (.378) | Andy Braio (27) | Les Kuhn & Len Napoli (28) | Les Kuhn (6) |
| 1963 | Tom Pugliese (.321) | Joe Belcastro (19) | Tom Pugliese (26) | Three Tied (4) |
| 1964 | Jim "Spider" Thomas (.409) | Roy Rowley (27) | Joe Belcastro (49) | John Olander (11) |
| 1965 | Doug DeBortoli (.383) | Rich Reese (25) | Doug DeBortoli (44) | Rich Reese (4) |
| 1966 | Frank Hopson (.326) | Don Brazell (14) | Jim Vossler & Mike Roberts (32) | Frank Hopson (7) |
| 1967 | Jon DeVisscher (.333) | Mike Roberts (14) | Jerry Pagenkopf (30) | Jerry Pagenkopf (5) |
| 1968 | Steve Tobias (.344) | Steve Tobias (29) | Don Noriel (35) | Gary Hill (5) |
| 1969 | Steve Tobias (.379) | Dennis DeRoss (33) | Steve Tobias (44) | Dennis DeRoss & Chuck Heinrich (6) |
| 1970 | Joe Soto (.304) | Jim Graf (39) | Joe Soto (58) | Three Tied (5) |
| 1971 | Terry Mayer (.336) | John Rice (31) | John Rice (47) | Bob Matthews (7) |
| 1972 | Terry Mayer (.412) | Mike Pavone (41) | Terry Mayer (68) | Terry Mayer (16) |
| 1973 | Roger Zanze (.349) | Mike Pavone (27) | Mike Pavone & Terry Mayer (45) | John Hankard (11) |
| 1974 | Jim Martinez (.327) | Mike Pavone (30) | Mike Pavone (58) | Mike Pavone (13) |
| 1975 | Pat McCluskey (.330) | Matthew Thomas (30) | Steve Necoechea (42) | Steve Necoechea (8) |
| 1976 | – | – | – | – |
| 1977 | – | – | – | – |
| 1978 | – | – | – | – |
| 1979* | David Painter (.333) | – | Ed Byers (39) | Greg Ferreira (7) |
| 1980 | La Schelle Tarver (.430) | La Schelle Tarver (57) | La Schelle Tarver (86) | Keith Ballard (12) |
| 1981 | Steve Eakes (.385) | Kevin Smallcomb (50) | Steve Eakes (74) | Chuck Beard (9) |
| 1982 | Raul Martinez (.351) | Kevin Smallcomb (32) | Bob Fraga (38) | Bob Fraga & Kevin Smallcomb (7) |
| 1983 | John Armendariz III (.438) | Greg Hull (32) | Davell Rainey (48) | John Hankard & Bob Fraga (9) |
| 1984 | Roy McDaniel (.405) | Roy McDaniel & Todd Marston (30) | Roy McDaniel (47) | Val King (11) |
| 1985 | Kevin Kobza (.459) | Bob Haase (58) | Kevin Kobza (100) | Kevin Kobza (24) |
| 1986 | Doug Eastman (.361) | Kevin Ohama (62) | Doug Eastman & Kevin Ohama (81) | John McConlogue (22) |
| 1987 | Kevin Creamer (.407) | George Powell (52) | Eric Johnson (64) | Kevin Creamer & George Powell (15) |
| 1988 | Mark Gieseke (.449) | Mike Ripplinger (50) | Mark Gieseke (83) | Mark Gieseke (23) |
| 1989 | Mark Gieseke (.363) | Mark Gieseke (41) | Mark Gieseke (61) | Mark Gieseke (12) |
| 1990 | Dan Ferreira (.400) | Mike Friedland (949) | Mike Friedland (61) | Mike Friedland (14) |
| 1991 | Casey Simpson (.356) | Rafael Maldonado (55) | Rafael Maldonado (80) | Rafael Maldonado & Dan Ferreira (16) |
| 1992 | Matt Martinez (.350) | Matt Martinez (52) | Steve Kristy (64) | Will Fitzpatrick (14) |
| 1993 | Ray Brown (.384) | Matt Martinez (55) | Matt Martinez (73) | Matt Martinez (17) |
| 1994 | Jason Beeman (.386) | Mike Carpentier (56) | Derek Brown (79) | Josh Kirtlan (19) |
| 1995 | Armando Balderramos (.376) | Armando Balderramos (43) | Armando Balderramos (76) | Derek Brown (20) |
| 1996 | Harvey Hargrove (.286) | Harvey Hargrove (41) | Harvey Hargrove (63) | Harvey Hargrove (19) |
| 1997 | Harvey Hargrove (.361) | Harvey Hargrove (49) | Harvey Hargrove (79) | Joel Walker (16) |
| 1998 | Brandon Marshall (.398) | Brandon Marshall (70) | Brandon Marshall (99) | Josh Payne (18) |
| 1999 | Brandon Marshall (.325) | Brandon Marshall (44) | Jesse Krebs (70) | Brandon Marshall (16) |
| 2000 | Cory Williams (.356) | Carlos Morales (42) | Jesse Krebs (80) | Carlos Morales & Mike Butler (16) |
| 2001 | Aurelio Jackson (.338) | Aurelio Jackson (51) | Aurelio Jackson (75) | Carlos Morales (16) |
| 2002 | Chris Kinsey (.318) | Tim Reimer (43) | Chris Kinsey (67) | Mario Celillo (16) |
| 2003 | Mikela Olsen (.404) | Jesse Schmidt (53) | Mikela Olsen (88) | Mikela Olsen (20) |
| 2004 | Craig Johnson (.337) | Jack Arroyo (56) | Jack Arroyo (81) | Craig Johnson (13) |
| 2005 | Taylor Watanabe (.313) | Jim Strombach (33) | Jim Strombach (68) | Jim Strombach (14) |
| 2006 | Buddy Morales (.344) | Buddy Morales (38) | Gary Johnson (69) | David Flores (16) |
| 2007 | Gabe Jacobo (.363) | Gabe Jacobo (44) | Gabe Jacobo (81) | Gabe Jacobo (12) |
| 2008 | Gabe Jacobo (.379) | David Flores (53) | Gabe Jacobo (86) | David Flores (26) |
| 2009 | Blake Crosby (.397) | Hunter Martinez (67) | Hunter Martinez (88) | Josh Powers (26) |
| 2010 | Trevor Paine (.381) | Josh Powers (41) | Trevor Paine (67) | Josh Powers (12) |
| 2011 | Blake Miller (.289) | Derrick Chung (38) | Blake Miller (54) | Derrick Chung (18) |
| 2012 | Rhys Hoskins (.353) | Rhys Hoskins (44) | Derrick Chung (80) | Rhys Hoskins & Andrew Ayers (16) |
| 2013 | Chris Lewis (.349) | Andrew Ayers (41) | Chris Lewis (75) | Chris Lewis & Rhys Hoskins (15) |
| 2014 | Nathan Lukes (.347) | Nathan Lukes (54) | Nathan Lukes (90) | Rhys Hoskins (18) |
| 2015 | Nathan Lukes (.345) | Scotty Burcham (46) | Nathan Lukes (81) | Nathan Lukes (14) |
| 2016 | Chris Lewis (.309) | Chris Lewis (35) | Chris Lewis (69) | Chris Lewis (16) |
| 2017 | Ian Dawkins (.340) | Ian Dawkins (56) | Ian Dawkins (89) | James Outman (16) |
| 2018 | Ian Dawkins (.359) | Ian Dawkins (49) | Ian Dawkins (89) | Ian Dawkins (18) |
| 2019 | Matt Smith (.311) | Matt Smith (43) | Matt Smith (71) | Keith Torres (14) |
| 2020** | Ryan Walstad (.321) | Ryan Walstad (13) | Dawsen Bacho (19) | Three Tied (4) |
| 2021 | Matt Smith (.393) | Trevor Doyle (52) | Matt Smith (68) | Steven Moretto (22) |
| 2022 | Dawsen Bacho (.324) | Cesar Valero (36) | Jorge Bojorquez (67) | Dawsen Bacho (15) |
| 2023 | Wehiwa Aloy (.376) | Wehiwa Aloy (69) | Wehiwa Aloy (88) | Martin Vincelli-Simard (16) |

* denotes conference season stats only

** season shortened due to the pandemic



YEAR-BY-YEAR BATTING LEADERS

| YEAR | TRIPLES | HOME RUNS | RBI | STOLEN BASES |
|--------|-------------------------------------|-----------------------------------|------------------------------------|------------------------------------|
| 1951 | Augie Amorena (3) | Bob Steen (2) | Augie Amorena (18) | Bob Rodness (7) |
| 1952 | Augie Amorena (3) | – | Bob Steen (18) | – |
| 1953 | – | – | Albie Brown (21) | – |
| 1954 | – | – | Doc Haskell (19) | – |
| 1955 | – | – | Doc Haskell (22) | – |
| 1956 | – | – | – | – |
| 1957 | Dick Nunes (6) | Glen Streeter (2) | Dick Nunes (26) | Nunes & Dick Olson (11) |
| 1958 | – | – | – | – |
| 1959 | Larry Kelley (7) | Raul Quezada (2) | Raul Quezada (33) | Larry Kelley (14) |
| 1960 | Andy Braio (5) | Don Runyan (5) | Bill Key (31) | Darrell McRorie (16) |
| 1961 | Darrell McRorie & Kim Wallace (4) | Les Kuhnz & Dean Andoe (3) | Les Kuhnz (28) | Darrell McRorie (7) |
| 1962 | Les Kuhnz (6) | Three Tied (2) | Les Kuhnz (26) | Kim Wallace (6) |
| 1963 | Chuck Swimley (4) | Three Tied (1) | Chuck Swimley (16) | Eddie Schwartz (8) |
| 1964 | Jon Olander (6) | Chuck Swimley (3) | John Olander (29) | Eddie Schwartz (3) |
| 1965 | Four Tied (2) | John Olander (2) | John Olander & Roy Rowley (17) | Five Tied (2) |
| 1966 | Bernie Church & Jerry Pagenkopf (2) | Jim Vossler & Rudy Minnick (1) | Mike Roberts (17) | – |
| 1967 | Four Tied (2) | Mike Furtado & Jim Vossler (1) | Jim Vossler (15) | Gary Hill (6) |
| 1968 | Three Tied (4) | Jon DeVisscher (2) | Gary Hill (27) | Gary Hill (18) |
| 1969 | Tobias & Heinrich (3) | Steve Tobias (2) | Dennis DeRoss (25) | Steve Tobias (12) |
| 1970 | Terry Mayer (6) | Terry Mayer (3) | Joe Soto (38) | Jim Graf (12) |
| 1971 | Terry Mayer (7) | John Rice (5) | Terry Mayer (32) | John Rice (12) |
| 1972 | Terry Mayer (9) | Lou Gasper (4) | Terry Mayer (40) | Lou Gasper (9) |
| 1973 | Terry Mayer (3) | Terry Mayer (4) | Terry Mayer (33) | Roger Zanze & Mike Pavone (3) |
| 1974 | Jim Martinez & Bruce Roscorla (4) | Jim Martinez & Rick Wilson (4) | Jim Martinez (30) | Mike Pavone (11) |
| 1975 | Bruce Roscorla (4) | Matthew Thomas (7) | Matthew Thomas (32) | Bob Stevens (10) |
| 1976 | – | – | – | – |
| 1977 | – | – | – | – |
| 1978 | – | – | – | – |
| 1979* | Mike Garavaglia & John Travale (3) | Mike Garavaglia (2) | Dennis Stowe (21) | Mike Garavaglia (9) |
| 1980 | La Schelle Tarver (9) | Chuck Beard (5) | Dan Glorioso (35) | La Schelle Tarver (31) |
| 1981 | Steve Eakes (8) | Chuck Beard (9) | Steve Eakes (52) | Kevin Smallcomb (40) |
| 1982 | Raul Martinez (3) | Terren Stark (3) | Bob Fraga (27) | Kevin Smallcomb (14) |
| 1983 | Four Times (2) | Greg Hull (5) | Bob Fraga (27) | Davell Rainey (20) |
| 1984 | Val King (4) | Todd Marston (5) | Todd Marston (28) | Roy McDaniel (33) |
| 1985 | James Nutt & Bob Haase (4) | James Nutt (10) | Kevin Kobza (60) | Bob Haase (30) |
| 1986 | Deron Curran & Bob Crump (6) | Deron Curran (9) | Deron Curran (65) | Kevin Ohama (49) |
| 1987 | George Powell (4) | Eric Johnson (13) | Kevin Creamer (43) | George Powell & Brian Grose (21) |
| 1988 | Mike Ripplinger (4) | Mark Gieseke (8) | Mark Gieseke (48) | Mike Ripplinger (25) |
| 1989 | Gary Lunsford (4) | Mark Gieseke (9) | Mark Gieseke (45) | Quinn Gregory (17) |
| 1990 | Mike Friedland (5) | Dan Ferreira & Eric Vorbeck (6) | Dan Ferreira & Mike Friedland (33) | Steve Furchner (23) |
| 1991 | Four Tied (3) | Eric Vorbeck (9) | Dan Ferreira (47) | John McCaustlin (35) |
| 1992 | Steve Kristy (6) | Casey Simpson (9) | Casey Simpson (45) | Robert Randall (40) |
| 1993 | Todd Hall (3) | Will Fitzpatrick (17) | Will Fitzpatrick (64) | Matt Martinez (36) |
| 1994 | Mike Carpentier (4) | Derek Brown & Steve Thobe (14) | Derek Brown (56) | Mike Carpentier (15) |
| 1995 | Brian King (3) | Derek Brown (9) | Derek Brown (48) | Mike Carpentier (23) |
| 1996 | Harvey Hargrove (3) | Jamie Estrada (9) | Harvey Hargrove (33) | David Pruett (13) |
| 1997 | David Pruett (3) | Harvey Hargrove (26) | Harvey Hargrove (26) | Pete Gascon & Jason Bolton (12) |
| 1998 | Three Tied (2) | Josh Payne (18) | Jason Bolton (68) | Aurelio Jackson (12) |
| 1999 | Ryan Hodgson (3) | Daniel Harkness (6) | Brandon Marshall (33) | Aurelio Jackson (12) |
| 2000 | Jesse Krebs (3) | Jimmy McFarland (9) | Carlos Morales (43) | Aurelio Jackson (17) |
| 2001 | Aurelio Jackson (4) | Joe Evans (14) | Joe Evans (46) | Aurelio Jackson (44) |
| 2002 | Tim Reimer & Casey Fuller (2) | Chris Kinsey (16) | Chris Kinsey (60) | Tim Reimer (14) |
| 2003 | John Acha & Tim Reimer (3) | Mikela Olsen & Jesse Schmidt (16) | Mikela Olsen (66) | Tim Reimer (25) |
| 2004 | Craig Johnson (3) | Jack Arroyo & John Acha (8) | Craig Johnson (42) | Jack Arroyo (20) |
| 2005 | Jim Strombach (2) | Brett Flowers & Matt Wilson (6) | Brett Flowers (36) | Jim Strombach (15) |
| 2006 | Jim Strombach (3) | Brian Blauser (9) | Brett Flores & Montana Dye (28) | Jim Strombach & Everet Rincon (13) |
| 2007 | Ryan Blair (5) | Gabe Jacobo (14) | Gabe Jacobo (44) | Ryan Blair (18) |
| 2008 | Gabe Jacobo & Ryan Blair (3) | Gabe Jacobo (15) | Gabe Jacobo (66) | Ryan Blair (15) |
| 2009 | Tim Wheeler (3) | Tim Wheeler (18) | Tim Wheeler (72) | Tim Wheeler (15) |
| 2010 | Josh Powers (4) | Trevor Paine (10) | Kirby Young (47) | Josh Powers (9) |
| 2011 | Hunter Adrian (2) | Blake Miller (7) | Blake Miller (30) | Kirby Young (8) |
| 2012 | Justin Higley (5) | Rhys Hoskins (10) | Rhys Hoskins (53) | Derrick Chung (7) |
| 2013 | Nathan Lukes (4) | Ayers & Justin Higley (10) | Andrew Ayers (47) | David Del Grande (9) |
| 2014 | Nathan Lukes (3) | Rhys Hoskins (12) | Rhys Hoskins (53) | Kyle Moses (13) |
| 2015 | Scotty Burcham (9) | Vinny Esposito (8) | Nathan Lukes (38) | Scotty Burcham (16) |
| 2016 | Matt Smith & Andrew McWilliam (2) | Chris Lewis (7) | Chris Lewis (42) | Trent Goodrich (11) |
| 2017 | Vinny Esposito (5) | James Outman & Kody Reynolds (11) | James Outman (53) | Ian Dawkins (15) |
| 2018 | Four Tied (3) | James Outman (11) | PJ Floyd (41) | PJ Floyd & Matt Smith (13) |
| 2019 | Matt Smith (4) | Steven Moretto (9) | Dawsen Bacho (53) | Three Tied (8) |
| 2020** | – | Matt Smith (3) | Dawsen Bacho (11) | Ryan Walstad (4) |
| 2021 | Four Tied (1) | Smith & Moretto (8) | Ryan Walstad (46) | Aaron Zeidman (5) |
| 2022 | Four Tied (2) | Cesar Valero (13) | Cesar Valero (38) | Three Tied (4) |
| 2023 | Wehiwa Aloy (5) | Martin Vincelli-Simard (17) | Martin Vincelli-Simard (60) | Four Tied (3) |

* denotes conference season stats only

** season shortened due to the pandemic



YEAR-BY-YEAR PITCHING LEADERS

| YEAR | EARNED RUN AVERAGE | INNINGS PITCHED | WINS | SAVES |
|--------|----------------------------|---------------------------|------------------------------------|---|
| 1951 | Bob Hanlon (2.70) | Del Bandy (81.0) | Del Bandy (7) | – |
| 1952 | – | – | – | – |
| 1953 | – | – | – | – |
| 1954 | – | J.C. Masters (60.0) | J.C. Masters (6) | – |
| 1955 | – | J.C. Masters (67.1) | J.C. Masters (7) | – |
| 1956 | – | – | – | – |
| 1957 | Gene Schroeder (1.35) | Bud Linn (66.0) | Bud Linn (7) | Charley Caudle (2) |
| 1958 | – | – | – | – |
| 1959 | – | Corky Guy (83.0) | Corky Guy (10) | – |
| 1960 | Dick Bach (1.43) | Bill Subry (89.0) | Bill Subry (7) | – |
| 1961 | Dick Bach (1.67) | Norm Marks (105.0) | Bach & Marks (9) | – |
| 1962 | Darwin Smith (2.16) | Dick Bach (72.1) | Norm Marks (6) | – |
| 1963 | Ross Stone (2.37) | Gerry Steinke (70.0) | Gerry Steinke (6) | – |
| 1964 | Jim "Spider" Thomas (1.33) | Gerry Steinke (87.0) | Thomas & Steinke (8) | – |
| 1965 | Jim "Spider" Thomas (1.62) | Bob Aaberg (90.1) | Bob Aaberg (8) | – |
| 1966 | Mike Furtado (1.31) | Ralph Peterson (77.0) | Ralph Peterson (7) | – |
| 1967 | Ralph Peterson (2.47) | Ralph Peterson (73.0) | Peterson & Furtado (4) | – |
| 1968 | Ben Bodding (0.90) | John Dixon (70.1) | John Dixon (6) | – |
| 1969 | Bill Wesnousky (1.15) | Ben Bodding (58.0) | Ben Bodding (8) | Mike Bacon (2) |
| 1970 | Dennis Cuddy (2.07) | Dennis Cuddy (87.0) | Dennis Cuddy (8) | Mel Digitale (2) |
| 1971 | Dan Piacentini (3.23) | Roger Johnson (76.2) | Roger Johnson (7) | Mel Digitale (1) |
| 1972 | Rick Carder (2.10) | Bob Del Chiaro (93.0) | Rick Carder (7) | Mark McDermott (5) |
| 1973 | Vern Medeiros (3.24) | Rick Carder (61.1) | Vern Medeiros & Mark McDermott (4) | Rick Carder & John Baptista (2) |
| 1974 | Jesse Flores (1.74) | Hal Readdick (114.2) | Hal Readdick (12) | Three Tied (2) |
| 1975 | Hal Readdick (1.30) | Hal Readdick (103.2) | Hal Readdick (10) | Hal Readdick (2) |
| 1976 | – | – | – | – |
| 1977 | – | – | – | – |
| 1978 | – | – | – | – |
| 1979* | Mike Bulleri (2.28) | Mike Bulleri (79.0) | Mike Bulleri (7) | Three Tied (1) |
| 1980 | Mike Bulleri (2.21) | Mike Bulleri (122.0) | Mike Bulleri (10) | Raul Martinez (4) |
| 1981 | Steve Bonilla (3.16) | Steve Bonilla (91.0) | Bonilla & Richard King (9) | Jeff McBride (7) |
| 1982 | Vince Guzman (4.01) | Ron Mattson, Jr. (70.2) | Mattson, Jr. & Bill Barry (5) | Daniel Hourigan (2) |
| 1983 | Brian Neary (3.05) | Rob Mattson, Jr. (85.2) | Stu Hambro (7) | Mark Davis & Eric Norris (2) |
| 1984 | Mike Schields (1.76) | Mike Schields (76.2) | Mike Schields (8) | Steve Brueggemann (3) |
| 1985 | Steve Brueggemann (2.52) | Steve Brueggemann (114.1) | Steve Brueggemann (13) | Scott Broyles (2) |
| 1986 | Keith Brown (2.71) | Doug Vontz (112.1) | Keith Brown & Rocco Buffolino (10) | Chris Bennett (2) |
| 1987 | Dave Olson (3.31) | Rocco Buffolino (97.0) | Rocco Buffolino (9) | Mike Frame (5) |
| 1988 | Bob Childers (2.12) | Brad Stoltenberg (107.1) | Brad Stoltenberg (11) | Mike Frame (10) |
| 1989 | Erik Bennett (1.88) | Erik Bennett (100.1) | Erik Bennett & Mike Frame (6) | Mike Frame (11) |
| 1990 | Tim Doyle (2.50) | Gary Wilson (95.1) | Gary Wilson & Geoff Samuels (7) | Trevor Rodgers (8) |
| 1991 | Scott Corliss (3.13) | Mike Teich (105.0) | Gary Wilson (9) | Trevor Rodgers (4) |
| 1992 | Roland De La Maza (2.68) | Roland De La Maza (111.0) | Roland De La Maza (11) | Gary Wilson (4) |
| 1993 | Roland De La Maza (3.17) | Roland De La Maza (113.2) | Roland De La Maza (11) | Mike Kane (7) |
| 1994 | Steve Thobe (3.21) | Jason Beeman (96.0) | Jason Beeman (9) | Steve Thobe (5) |
| 1995 | Willie Rivera (3.07) | Willie Rivera (114.1) | Mike Eby (9) | Paco Garcia (4) |
| 1996 | Scott Merin (4.43) | Kevin Culmo (87.2) | Benjamin Roussey (3) | Benjamin Roussey (3) |
| 1997 | Brian Ballenger (7.43) | Graham Mazur (79.1) | Kris Zankich (4) | Graham Mazur (2) |
| 1998 | Dustin Tubb (6.90) | Dustin Tubb (117.1) | Dustin Tubb (7) | Mark Rodriguez & T.J. Harris (1) |
| 1999 | Brian Gates (4.54) | Pat Edwards (94.0) | Chad Elliott (6) | Chad Elliott (3) |
| 2000 | Michael Penbera (4.32) | Chad Elliott (118.0) | Steve Cuckovich (6) | Michael Penbera (6) |
| 2001 | David Turner (2.18) | Jeff Groeger (122.1) | Mike Miranda (8) | Michael Penbera (10) |
| 2002 | Kevin Marzion (3.65) | Jeff Groeger (109.0) | Jeff Groeger (7) | Dusty Decker (2) |
| 2003 | Steve Correa (3.72) | Chris Kinsey (95.1) | Chris Kinsey & Steve Cuckovich (7) | Renecke Stelzriede (5) |
| 2004 | Brandon Hall (1.32) | Ethan Katz (110.0) | Ethan Katz (9) | Renecke Stelzriede & Billy Sinacori (4) |
| 2005 | Marshall Hendon (1.98) | Ethan Katz (95.2) | Ethan Katz (6) | Marshall Plouffe (5) |
| 2006 | Mel Cuckovich (2.03) | Matt Campbell (90.0) | Mick Joyce (5) | Billy Sinacori (5) |
| 2007 | Tyler Axelrod (4.45) | Trevor York (84.0) | Alvaro Orozco (5) | Mitch Lively (8) |
| 2008 | Trevor Paine (4.50) | Trevor York (87.0) | Four Tied (4) | Jeff Roth (4) |
| 2009 | Alex Taku (2.79) | Jesse Darrah (83.0) | Jesse Darrah (9) | Jeff Roth (6) |
| 2010 | Andrew Galvan (4.98) | Jesse Darrah (81.2) | Three Tied (3) | Andrew Galvan (6) |
| 2011 | Shea Lukes (3.24) | Karl Maas (81.2) | Brandon Sandoval & Karl Maas (4) | Brandon Sandoval & Brandon Creel (2) |
| 2012 | Tanner Mendonca (4.74) | Tanner Mendonca (89.1) | Brennan Leitao (7) | R.J. Davis (8) |
| 2013 | Sutter McLoughlin (2.11) | Brennan Leitao (100.2) | Leitao & Brandon Creel (8) | Sutter McLoughlin (17) |
| 2014 | Sutter McLoughlin (1.81) | Brennan Leitao (117.0) | Brennan Leitao (9) | Sutter McLoughlin (9) |
| 2015 | Ty Nichols (1.23) | Brennan Leitao (94.0) | Brennan Leitao (7) | Sutter McLoughlin (7) |
| 2016 | Tyler Beardsley (1.71) | Sam Long (85.2) | Max Karnos (7) | Tyler Beardsley (11) |
| 2017 | Alex Dentoni (2.10) | Justin Dillon (112.1) | Parker Brahm (8) | Alex Dentoni & Austin Root (3) |
| 2018 | Austin Roberts (1.83) | Austin Root (95.1) | Austin Root (11) | Tanner Dalton (10) |
| 2019 | Tanner Dalton (2.14) | Scott Randall (93.2) | Scott Randall (8) | Tanner Dalton & Austin Roberts (6) |
| 2020** | Parker Brahm (1.14) | Scott Randall (25.2) | Three Tied (2) | Stone Churby & Brady Rodriguez (1) |
| 2021 | Jack Zalasky (2.45) | Scott Randall (87.1) | Brady Rodriguez (8) | Jack Zalasky & Stone Churby (4) |
| 2022 | Jack Zalasky (3.21) | Eli Saul (87.1) | Eli Saul (6) | Jack Zalasky (11) |
| 2023 | Jasper Nelson (3.44) | Evan Gibbons (63.0) | Four Tied (4) | Jack Zalasky (11) |

* denotes conference season stats only

** season shortened due to the pandemic



YEAR-BY-YEAR PITCHING LEADERS

| YEAR | COMPLETE GAMES | STRIKEOUTS | SHUTOUTS |
|--------|-------------------------------------|-----------------------------------|--------------------------------------|
| 1951 | Del Bandy (10) | Del Bandy (38) | – |
| 1952 | – | – | – |
| 1953 | – | – | – |
| 1954 | – | J.C. Masters (52) | – |
| 1955 | – | J.C. Masters (40) | – |
| 1956 | – | – | – |
| 1957 | Bud Linn (7) | Bud Linn (65) | – |
| 1958 | – | – | – |
| 1959 | Corky Guy (8) | Corky Guy (53) | – |
| 1960 | Bill Subry (9) | Bill Subry (71) | Bill Subry (2) |
| 1961 | Dick Bach (9) | Dick Bach & Norm Marks (69) | Dick Bach (2) |
| 1962 | Dick Bach (8) | Dick Bach (43) | Dick Bach (1) |
| 1963 | Gerry Steinke (6) | Gerry Steinke (68) | Gerry Steinke (2) |
| 1964 | Gerry Steinke (8) | Gerry Steinke (85) | Jim "Spider" Thomas (3) |
| 1965 | Jim "Spider" Thomas (9) | Bob Aaberg (67) | Jim "Spider" Thomas & Bob Aaberg (3) |
| 1966 | Ralph Peterson (7) | Ralph Peterson (53) | Ralph Peterson (1) |
| 1967 | – | Mike Furtado (50) | – |
| 1968 | – | John Dixon (60) | – |
| 1969 | Bill Wesnousky & Greg Reed (4) | Greg Reed (39) | Bill Wesnousky (2) |
| 1970 | Bob Matthews (6) | Dennis Cuddy (52) | Dennis Cuddy (2) |
| 1971 | Roger Johnson (7) | Bob Del Chiaro (58) | – |
| 1972 | Bob Del Chiaro (6) | Bob Del Chiaro (76) | – |
| 1973 | Rick Carder (3) | Mark McDermott (35) | – |
| 1974 | Hal Readdick (10) | Hal Readdick (89) | Hal Readdick (2) |
| 1975 | Hal Readdick (7) | Hal Readdick (80) | Hal Readdick (1) |
| 1976 | – | – | – |
| 1977 | – | – | – |
| 1978 | – | – | – |
| 1979* | Mike Bulleri (6) | Ron Russell (39) | – |
| 1980 | Mike Bulleri (7) | Mike Bulleri (52) | – |
| 1981 | Richard King (6) | Steve Bonilla (66) | – |
| 1982 | Bill Barry (4) | Ron Mattson, Jr. (47) | – |
| 1983 | Ron Mattson, Jr. & Norris (2) | Ron Mattson, Jr. (67) | – |
| 1984 | Mark Davis (40) | – | – |
| 1985 | Steve Brueggemann (8) | Steve Brueggemann (62) | – |
| 1986 | – | Rocco Buffolino (72) | – |
| 1987 | – | Erik Bennett (53) | – |
| 1988 | Erik Bennett & Brad Stoltenberg (4) | Erik Bennett (105) | – |
| 1989 | – | Erik Bennett (119) | – |
| 1990 | Gary Wilson (2) | Gary Wilson (64) | – |
| 1991 | Gary Wilson (5) | Mike Teich (81) | – |
| 1992 | Erick Burns (4) | Roland De La Maza (95) | – |
| 1993 | Roland De La Maza (6) | Roland De La Maza (113) | Roland De La Maza (2) |
| 1994 | Jason Beeman & Willie Rivera (2) | Mike Eby (82) | Three Tied (1) |
| 1995 | Willie Rivera (10) | Mike Eby (119) | – |
| 1996 | Kevin Culmo (4) | Kevin Culmo (81) | Kevin Culmo (1) |
| 1997 | Graham Mazur & Mark Rodriguez (3) | Graham Mazur (84) | Graham Mazur (1) |
| 1998 | Dustin Tubb (7) | Dustin Tubb (74) | – |
| 1999 | Brian Gates (3) | Pat Edwards (56) | – |
| 2000 | Chad Elliott (6) | Chad Elliott (68) | – |
| 2001 | Jeff Groeger & Mike Miranda (4) | Jeff Groeger (107) | Jeff Groeger & Mike Miranda (1) |
| 2002 | Jeff Groeger (5) | Jeff Groeger (77) | Chris Kinsey (1) |
| 2003 | Steve Correa (2) | Chris Kinsey (98) | Three Tied (1) |
| 2004 | Ethan Katz (5) | Ethan Katz (90) | Ethan Katz (1) |
| 2005 | Matt Campbell (2) | Ethan Katz (67) | Matt Campbell (1) |
| 2006 | Mick Joyce (3) | Travis Kane (60) | Mick Joyce (1) |
| 2007 | Alvaro Orozco (1) | Mick Joyce (54) | Alvaro Orozco (1) |
| 2008 | Trevor York (1) | Jose Ramirez (54) | – |
| 2009 | Jesse Darrah & Tommy Elrod (1) | Jesse Darrah (59) | – |
| 2010 | Brandon Sandoval (2) | Jesse Darrah (55) | – |
| 2011 | Brandon Sandoval (5) | Brandon Sandoval & Karl Maas (36) | Brandon Sandoval (1) |
| 2012 | Tanner Mendonca (3) | Tanner Mendonca (55) | Tanner Mendonca (2) |
| 2013 | – | Brennan Leitao (47) | – |
| 2014 | Sam Long (2) | Brennan Leitao (79) | Sam Long (2) |
| 2015 | Three Tied (1) | Sam Long (63) | Sam Long & Justin Dillon (1) |
| 2016 | Max Karnos (2) | Sam Long (68) | Max Karnos (2) |
| 2017 | Justin Dillon (3) | Justin Dillon (108) | Parker Brahms & Justin Dillon (1) |
| 2018 | Austin Root (2) | Parker Brahms (113) | Parker Brahms (1) |
| 2019 | Scott Randall (1) | Parker Brahms (87) | Scott Randall (1) |
| 2020** | – | Parker Brahms (32) | – |
| 2021 | Scott Randall & Travis Adams (4) | Scott Randall (103) | Scott Randall (1) |
| 2022 | Eli Saul & Colin Hunter (1) | Eli Saul (66) | Colin Hunter (1) |
| 2023 | – | Cooper Rons (56) | – |

* denotes conference season stats only

** season shortened due to the pandemic

HORNETS IN THE MAJOR LEAGUE DRAFT

| Year | Name | Drafted/Selected/ Signed By | Round (Pick) | Year | Name | Drafted/Selected/ Signed By | Round (Pick) |
|------|-------------------------------|--------------------------------|-----------------|------|--------------------------|--------------------------------|-----------------|
| 1952 | Del Bandy (P) | Sacramento Solons | | 2000 | Chad Elliott (RHP) | New York (NL) | 20 (605) |
| 1954 | Augie Amorena (1B/OF) | San Francisco Seals | | | Casey Martinez (C) | Toronto | 47 (1384) |
| 1955 | J.C. Masters (P) | Unknown | | | Jesse Krebs (SS) | Solano | FA |
| 1957 | Bobby Heath | Chicago (AL) | | | J. McFarland (OF) | Feather River | FA |
| | Glenn Streeter | Unknown | | 2002 | Casey Fuller (OF) | Colorado | FA |
| 1961 | Dean Andoe | Chicago (AL) | | | Jeff Groeger (P) | Cincinnati | FA |
| | Dennis Dittmar | Kansas City | | 2003 | Chris Kinsey (RHP) | Arizona | 4 (126) |
| 1962 | Les Kuhn | California | | | Jesse Schmidt (OF) | San Francisco | 10 (303) |
| 1965 | Jim "Spider" Thomas (LHP) | Boston | 6 (115) | | Mikela Olsen (OF) | Florida | 15 (443) |
| | John Olander (OF/C) | St. Louis | 43 (724) | | Steve Correa (P) | New York (NL) | FA |
| | Danny Lund | New York (AL) | | 2004 | Jack Arroyo (IF) | Seattle | 18 (543) |
| 1968 | Sonny Dixon | Kansas City | | | Craig Johnson (OF) | San Diego | 19 (552) |
| | Gary Hill | New York (NL) | | | John Acha (IF) | San Francisco | 25 (760) |
| 1973 | Buster Attebery | San Francisco | | | Bret LeVier (IF) | Boston | FA |
| 1975 | Hal Readdick | Milwaukee | | 2005 | Ethan Katz (RHP) | Colorado | 26 (777) |
| | Steve Necochea (1B/OF) | Oakland | | | Warren Rosebrock (RHP) | Texas | 41 (1237) |
| 1978 | Jesse Flores (P) | Toronto | | 2007 | Mitch Lively (RHP)* | Colorado | 16 (492) |
| 1980 | Dennis Stowe | Oakland | | | Montana Dye (OF) | Chillicothe | FA |
| | John Bulleri (P) | Oakland | | 2008 | Gabe Jacobo (3B) | Los Angeles (AL) | 10 (319) |
| | LA SCHELLE TARVER (OF) | NEW YORK (NL) | FA | | David Flores (3B) | Houston | 18 (542) |
| 1981 | Greg Chinn (OF) | Los Angeles (NL) | 8 (203) | | Ryan Blair (OF) | Cleveland | 21 (651) |
| | Gary Weinberger (OF) | Oakland | 23 (585) | 2009 | Tim Wheeler (OF) | Colorado | 1 (32) |
| | Steve Eakes (SS) | California | 24 (598) | | Blake Crosby (1B) | Oakland | 42 (1263) |
| | Chuck Beard (P) | Los Angeles (NL) | 26 (663) | 2010 | Josh Powers (IF) | Colorado | FA |
| | Dave Dunlop (IF/OF) | Los Angeles (NL) | 27 (685) | 2011 | Kirby Young (OF) | Los Angeles (AL) | FA |
| 1982 | Gary Weinberger (OF) | Montreal | 29 (731) | 2012 | R.J. Davis (RHP) | Tampa Bay | 20 (632) |
| 1984 | Mark Davis (P) | New York (NL) | 26 (641) | | Derrick Chung (C/IF) | Toronto | 31 (955) |
| | Steve Brueggemann (P) | New York (NL) | 31 (727) | 2013 | Justin Higley (OF) | Oakland | 13 (401) |
| | Todd Marston (C) | New York (AL) | 31 (737) | | Tanner Mendonca (RHP) | Minnesota | 17 (500) |
| 1985 | Steve Brueggemann (P) | New York (NL) | 35 (820) | | Andrew Ayers (2B) | Kansas City | 30 (894) |
| | James Nutt | Salt Lake City | FA | 2014 | RHYS HOSKINS (1B) | PHILADELPHIA | 5 (142) |
| 1986 | Chris Bennett (P) | Philadelphia | 7 (166) | | Alex Palsha (RHP) | New York Mets | 27 (805) |
| | KEITH BROWN (P) | CINCINNATI | 21 (540) | 2015 | NATHAN LUKES (OF) | CLEVELAND | 7 (214) |
| | Doug Eastman (OF) | Cincinnati | 25 (636) | | Sutter McLoughlin (RHP) | Philadelphia | 22 (654) |
| | Doug Vontz | Montreal | FA | | Scotty Burcham (SS) | Colorado | 25 (737) |
| 1987 | Dennis Tafoya (RHP) | Houston | 25 (651) | | Brennan Leitao (RHP) | St. Louis | 26 (791) |
| | Scott Selner (SS) | Cincinnati | 26 (643) | | Ty Nichols (RHP) | Tampa Bay | FA |
| | Eric Johnson (OF) | Los Angeles (NL) | 31 (793) | 2016 | Tyler Beardsley (RHP) | Minnesota | 16 (483) |
| | Rocco Buffolino (RHP) | San Francisco | 41 (1031) | | SAM LONG (LHP) | TAMPA BAY | 18 (540) |
| | Brian Grose (IF) | Montreal | FA | | Gunner Pollman (C) | Miami | 26 (773) |
| | Ried Gunter | San Francisco | FA | 2017 | Justin Dillon (RHP) | Toronto | 10 (309) |
| | Shane Jenny | Montreal | FA | 2018 | JAMES OUTMAN (OF) | LOS ANGELES (NL) | 7 (224) |
| | Kevin Ohama | Salt Lake City | FA | | Ian Dawkins (OF) | Chicago (AL) | 27 (798) |
| 1988 | Brad Stoltenberg (RHP) | New York (AL) | 45 (1161) | | Vinny Esposito (INF) | Detroit | 34 (1005) |
| 1989 | ERIK BENNETT (RHP) | CALIFORNIA | 4 (95) | 2019 | Austin Roberts (RHP) | Pittsburgh | 8 (244) |
| | Bob Blankenship (RHP) | Cincinnati | 21 (547) | | Tanner Dalton (RHP) | Chicago (NL) | 17 (522) |
| | Bill Cramer (C) | Montreal | 27 (694) | | Parker Brahm (RHP) | Los Angeles (NL) | 27 (821) |
| | Eric Bates (RHP) | Cincinnati | 31 (807) | 2020 | Parker Brahm (RHP) | Pittsburgh | FA |
| | Mark Gieseke (1B) | San Diego | 35 (908) | 2021 | Travis Adams (RHP) | Minnesota | 6 (189) |
| | Mike Frame (P) | Los Angeles (NL) | FA | | Scott Randall (RHP) | Arizona | 7 (198) |
| | Quinn Gregory (OF) | Reno | FA | 2022 | Eli Saul (RHP) | Arizona | 13 (378) |
| | Pat Jurado (P) | Montreal | FA | 2023 | Noah Takacs (RHP) | Pittsburgh | FA |
| 1990 | Warren Dasplit (LHP) | Los Angeles (NL) | 14 (368) | | | | |
| | Mike Friedland (C) | Montreal | FA | | | | |
| | Jerry Nyman (OF) | Montreal | FA | | | | |
| 1991 | Tim Doyle (LHP) | Oakland | 6 (178) | | | | |
| | John Quintell (C) | New York (AL) | 24 (621) | | | | |
| | Mike Teich (LHP) | Pittsburgh | 32 (852) | | | | |
| | Eric Vorbeck (OF) | Los Angeles (NL) | 44 (1153) | | | | |
| | S. Blankenship (SS) | Milwaukee | FA | | | | |
| | Dan Ferreira (3B) | Salt Lake City | FA | | | | |
| | Ron Richard (SS) | Los Angeles (NL) | FA | | | | |
| 1992 | GARY WILSON (LHP) | PITTSBURGH | 18 (511) | | | | |
| 1993 | ROLAND DE LA MAZA (P) | CLEVELAND | 15 (419) | | | | |
| | Matt Martinez (2B) | Florida | 26 (743) | | | | |
| | Todd Hall (SS) | Chicago (AL) | 44 (1235) | | | | |
| | Will Fitzpatrick (1B) | Pocatello | FA | | | | |
| | Tony Turnbull (C) | Florida | FA | | | | |
| | Mike Kane (P) | California | FA | | | | |
| 1994 | Steve Thobe (OF) | Pittsburgh | 18 (494) | | | | |
| | Ray Brown (1B) | Cincinnati | 28 (772) | | | | |
| | Robert Randall (OF) | Newark | FA | | | | |
| 1995 | Mike Carpentier (SS) | Los Angeles (NL) | 10 (275) | | | | |
| | Mike Eby (P) | Detroit | FA | | | | |
| 1996 | Kevin Culmo (RHP) | Los Angeles (NL) | 43 (1282) | | | | |
| | Mark Williams (LHP) | San Francisco | 47 (1369) | | | | |
| 1997 | Harvey Hargrove (2B) | Seattle | 6 (193) | | | | |
| 1998 | Dan Elorduy (1B/OF) | Atlanta | FA | | | | |

BOLD CAPS Play(ed) in MLB (9)



Tim Wheeler became the program's first-ever first-round pick in the 2009 MLB Draft

MAJOR LEAGUE HORNETS

LA SCHELLE TARVER OF

Drafted: Signed as a free agent by New York (NL) in 1980
Major League Debut: July 12, 1986, for Boston vs. Los Angeles (AL)

Sacramento State Career (1980)

| YEAR | GP | AB | R | H | RBI | AVG. | 2B | 3B | HR | TB | SLG. | BB | SO | SB |
|---------------|----------|------------|-----------|-----------|-----------|-------------|-----------|----------|----------|------------|-------------|----------|-----------|-----------|
| 1980 | — | 200 | 57 | 86 | 23 | .430 | 10 | 9 | 0 | 114 | .570 | 9 | 13 | 31 |
| TOTALS | — | 200 | 57 | 86 | 23 | .430 | 10 | 9 | 0 | 114 | .570 | 9 | 13 | 31 |

Major/Minor League Career

| YEAR | TEAM | GP | AB | R | H | RBI | AVG. | 2B | 3B | HR | TB | SLG. | BB | SO | SB |
|-------------------|------------|-------------|------------|------------|------------|-------------|------------|-----------|----------|------------|-------------|------------|------------|------------|----|
| 1986 | BOS | 13 | 25 | 3 | 3 | 1 | .120 | 0 | 0 | 0 | 3 | .120 | 1 | 4 | 0 |
| MLB (1) | 13 | 25 | 3 | 3 | 1 | .120 | 0 | 0 | 0 | 3 | .120 | 1 | 4 | 0 | |
| MINORS (7) | 709 | 2676 | 480 | 835 | 205 | .312 | 102 | 15 | 4 | 979 | .366 | 305 | 341 | 249 | |

KEITH BROWN RHP

Drafted: 1986, Cincinnati (21st Round, 540 overall)
Major League Debut: Aug. 25, 1988, for Cincinnati vs. St. Louis

Sacramento State Career (1985-86)

| YEAR | GP-S | W-L | ERA | SV | CG | ShO | IP | H | R | ER | BB | SO |
|---------------|--------------|-------------|-------------|----------|----------|----------|--------------|------------|-----------|-----------|-----------|-----------|
| 1985 | 17-0 | 4-3 | 5.67 | 1 | 0 | 0 | 54.0 | 57 | 45 | 34 | 31 | 25 |
| 1986 | 15-13 | 10-4 | 2.72 | 0 | 0 | 0 | 96.0 | 100 | 47 | 29 | 43 | 65 |
| TOTALS | 32-13 | 14-7 | 3.78 | 1 | 0 | 0 | 150.0 | 157 | 92 | 63 | 74 | 90 |

Major/Minor League Career

| YEAR | TEAM | GP-S | W-L | ERA | SV | CG | ShO | IP | H | R | ER | BB | SO |
|-------------------|----------------|--------------|-------------|-----------|-----------|----------|--------------|------------|------------|------------|------------|------------|----|
| 1988 | CIN | 4-3 | 2-1 | 2.76 | 0 | 0 | 0 | 16.1 | 14 | 5 | 5 | 4 | 6 |
| 1989 | CIN | 8-0 | 0-0 | 4.76 | 0 | 0 | 0 | 11.1 | 12 | 6 | 6 | 3 | 8 |
| 1990 | CIN | 11-0 | 0-0 | 2.25 | 0 | 0 | 0 | 12.0 | 15 | 4 | 3 | 6 | 4 |
| 1991 | CIN | 2-2 | 0-1 | 4.50 | 0 | 0 | 0 | 8.0 | 10 | 5 | 4 | 5 | 5 |
| MLB (4) | 25-5 | 2-2 | 3.40 | 0 | 0 | 0 | 47.2 | 51 | 20 | 18 | 18 | 23 | |
| MINORS (7) | 193-107 | 57-48 | 3.54 | 25 | 12 | 3 | 778.1 | 766 | 368 | 306 | 236 | 468 | |

GARY WILSON RHP

Drafted: 1992, Pittsburgh (18th Round, 511 overall)
Major League Debut: April 28, 1995, for Pittsburgh at Philadelphia

Sacramento State Career (1990-92)

| YEAR | GP-S | W-L | ERA | SV | CG | ShO | IP | H | R | ER | BB | SO |
|---------------|--------------|--------------|-------------|----------|----------|----------|--------------|------------|------------|------------|------------|------------|
| 1990 | 17-15 | 7-8 | 4.06 | 0 | 2 | 0 | 95.1 | 84 | 63 | 43 | 31 | 64 |
| 1991 | 17-14 | 9-4 | 3.38 | 1 | 5 | 0 | 101.1 | 106 | 51 | 38 | 36 | 74 |
| 1992 | 22-9 | 5-3 | 4.06 | 4 | 1 | 0 | 75.1 | 81 | 46 | 34 | 35 | 40 |
| TOTALS | 56-38 | 21-15 | 3.81 | 5 | 8 | 0 | 272.0 | 271 | 160 | 115 | 102 | 178 |

Major/Minor League Career

| YEAR | TEAM | GP-S | W-L | ERA | SV | CG | ShO | IP | H | R | ER | BB | SO |
|-------------------|----------------|--------------|-------------|----------|----------|----------|--------------|------------|------------|------------|------------|------------|----|
| 1995 | PIT | 10-0 | 0-1 | 5.02 | 0 | 0 | 0 | 14.1 | 13 | 8 | 8 | 5 | 8 |
| MLB (1) | 10-0 | 0-1 | 5.02 | 0 | 0 | 0 | 14.1 | 13 | 8 | 8 | 5 | 8 | |
| MINORS (7) | 184-112 | 41-45 | 4.42 | 2 | 9 | 3 | 787.1 | 901 | 452 | 387 | 207 | 516 | |

ERIK BENNETT RHP


Drafted: 1989, Los Angeles (AL) (4th Round, 95 overall)
Major League Debut: May 15, 1995, for Los Angeles (AL) at Minnesota

Sacramento State Career (1987-89)


| YEAR | GP-S | W-L | ERA | SV | CG | ShO | IP | H | R | ER | BB | SO |
|---------------|--------------|--------------|-------------|----------|----------|----------|--------------|------------|------------|-----------|-----------|------------|
| 1987 | 14-11 | 7-2 | 4.57 | 0 | 0 | 0 | 65.0 | 57 | 43 | 33 | 44 | 53 |
| 1988 | 17-17 | 10-3 | 2.95 | 0 | 4 | 0 | 103.2 | 72 | 43 | 34 | 5 | 105 |
| 1989 | 15-15 | 6-5 | 1.88 | 0 | 1 | 0 | 100.1 | 62 | 31 | 21 | 38 | 119 |
| TOTALS | 46-43 | 23-10 | 2.94 | 0 | 5 | 0 | 269.0 | 191 | 117 | 88 | 87 | 277 |

Major/Minor League Career

| YEAR | TEAM | GP-S | W-L | ERA | SV | CG | ShO | IP | H | R | ER | BB | SO |
|-------------------|---------------|--------------|-------------|----------|----------|----------|--------------|------------|------------|------------|------------|------------|----|
| 1995 | LAA | 1-0 | 0-0 | 0.00 | 0 | 0 | 0 | 0.1 | 0 | 0 | 0 | 0 | 0 |
| 1996 | MIN | 24-0 | 2-0 | 7.90 | 1 | 0 | 0 | 27.1 | 33 | 24 | 24 | 16 | 13 |
| MLB (2) | 25-0 | 2-0 | 7.81 | 1 | 0 | 0 | 27.2 | 33 | 24 | 24 | 16 | 13 | |
| MINORS (9) | 211-73 | 43-40 | 4.11 | 8 | 6 | 2 | 686.0 | 658 | 355 | 313 | 250 | 551 | |




La Schelle Tarver



Keith Brown



Gary Wilson (Courtesy Pittsburgh Pirates)



Erik Bennett

MAJOR LEAGUE HORNETS

ROLAND DE LA MAZA RHP

Drafted: 1993, Cleveland (15th Round, 419 overall)
Major League Debut: September 26, 1997, for Kansas City at Chicago (AL)

Sacramento State Career (1992-93)

| YEAR | GP-S | W-L | ERA | SV | CG | ShO | IP | H | R | ER | BB | SO |
|---------------|--------------|-------------|-------------|----------|----------|----------|--------------|------------|-----------|-----------|-----------|------------|
| 1992 | 17-16 | 11-6 | 2.68 | 0 | 2 | 0 | 111.0 | 102 | 47 | 33 | 38 | 95 |
| 1993 | 16-16 | 11-2 | 3.17 | 0 | 6 | 2 | 113.2 | 94 | 47 | 40 | 46 | 113 |
| TOTALS | 33-32 | 22-8 | 2.92 | 0 | 8 | 2 | 224.2 | 196 | 94 | 73 | 84 | 208 |

Major/Minor League Career

| YEAR | TEAM | GP-S | W-L | ERA | SV | CG | ShO | IP | H | R | ER | BB | SO |
|-------------------|------|---------------|--------------|-------------|----------|----------|----------|--------------|------------|------------|------------|------------|------------|
| 1997 | KC | 1-0 | 0-0 | 4.50 | 0 | 0 | 0 | 2.0 | 1 | 1 | 1 | 1 | 1 |
| MLB (1) | | 1-0 | 0-0 | 4.50 | 0 | 0 | 0 | 2.0 | 1 | 1 | 1 | 1 | 1 |
| MINORS (7) | | 178-99 | 58-23 | 3.58 | 4 | 4 | 0 | 749.0 | 726 | 352 | 298 | 219 | 596 |

RHYS HOSKINS IF

Drafted: 2014, Philadelphia (5th Round, 142 overall)
Major League Debut: Aug. 20, 2017, for Philadelphia at San Francisco

Sacramento State Career (2012-14)

| YEAR | GP | AB | R | H | RBI | AVG. | 2B | 3B | HR | TB | SLG. | BB | SO | SB |
|---------------|------------|------------|------------|------------|------------|-------------|-----------|----------|-----------|------------|-------------|-----------|------------|----------|
| 2012 | 56 | 215 | 44 | 76 | 53 | .353 | 16 | 0 | 10 | 122 | .567 | 20 | 46 | 1 |
| 2013 | 53 | 198 | 37 | 56 | 22 | .283 | 15 | 0 | 3 | 80 | .404 | 15 | 42 | 1 |
| 2014 | 59 | 213 | 45 | 68 | 53 | .319 | 18 | 0 | 12 | 122 | .573 | 39 | 31 | 6 |
| TOTALS | 168 | 626 | 126 | 200 | 128 | .319 | 49 | 0 | 25 | 324 | .518 | 74 | 119 | 8 |

Major/Minor League Career

| YEAR | TEAM | GP | AB | R | H | RBI | AVG. | 2B | 3B | HR | TB | SLG. | BB | SO | SB |
|-------------------|------|-----------------------|-------------|------------|------------|------------|-------------|------------|-----------|------------|-------------|-------------|------------|------------|-----------|
| 2017 | PHI | 50 | 170 | 37 | 44 | 48 | .259 | 7 | 0 | 18 | 105 | .618 | 37 | 46 | 2 |
| 2018 | PHI | 153 | 558 | 89 | 137 | 96 | .246 | 38 | 0 | 34 | 277 | .496 | 87 | 150 | 5 |
| 2019 | PHI | 160 | 570 | 86 | 129 | 85 | .226 | 33 | 5 | 29 | 259 | .454 | 116 | 173 | 2 |
| 2020 | PHI | 41 | 151 | 35 | 37 | 26 | .245 | 9 | 0 | 10 | 76 | .503 | 29 | 43 | 1 |
| 2021 | PHI | 107 | 389 | 64 | 96 | 71 | .247 | 29 | 0 | 27 | 206 | .530 | 47 | 108 | 3 |
| 2022 | PHI | 156 | 589 | 81 | 145 | 79 | .246 | 33 | 2 | 30 | 272 | .462 | 72 | 169 | 2 |
| 2023 | PHI | DID NOT PLAY - INJURY | | | | | | | | | | | | | |
| MLB (7) | | 667 | 2427 | 392 | 588 | 405 | .242 | 149 | 7 | 148 | 1195 | .492 | 388 | 689 | 15 |
| MINORS (4) | | 455 | 1642 | 289 | 471 | 337 | .287 | 101 | 11 | 93 | 873 | .532 | 211 | 353 | 19 |

SAM LONG LHP

Drafted: 2016, Tampa Bay (18th Round, 540 overall)
Major League Debut: June 9, 2021, for San Francisco at Texas

Sacramento State Career (2014-16)

| YEAR | GP-S | W-L | ERA | SV | CG | ShO | IP | H | R | ER | BB | SO |
|---------------|--------------|--------------|-------------|----------|----------|----------|--------------|------------|------------|-----------|-----------|------------|
| 2014 | 17-15 | 8-2 | 3.03 | 0 | 2 | 2 | 95.0 | 83 | 34 | 32 | 26 | 50 |
| 2015 | 15-13 | 6-4 | 2.81 | 1 | 1 | 1 | 89.2 | 64 | 31 | 28 | 16 | 63 |
| 2016 | 16-15 | 5-8 | 3.99 | 0 | 0 | 0 | 85.2 | 81 | 47 | 38 | 35 | 68 |
| TOTALS | 48-43 | 19-14 | 3.26 | 1 | 3 | 3 | 270.1 | 228 | 112 | 98 | 77 | 181 |

Major/Minor League Career

| YEAR | TEAM | GP-S | W-L | ERA | SV | CG | ShO | IP | H | R | ER | BB | SO |
|-------------------|------|---------------|-------------|-------------|----------|----------|----------|--------------|------------|------------|-----------|-----------|------------|
| 2021 | SF | 12-5 | 2-1 | 5.53 | 0 | 0 | 0 | 40.2 | 37 | 27 | 25 | 15 | 38 |
| 2022 | SF | 28-6 | 1-3 | 3.61 | 1 | 0 | 0 | 42.1 | 39 | 23 | 17 | 14 | 33 |
| 2023 | OAK | 40-1 | 0-1 | 5.60 | 2 | 0 | 0 | 45.0 | 49 | 29 | 28 | 21 | 32 |
| MLB (3) | | 80-12 | 3-5 | 4.92 | 3 | 0 | 0 | 128.0 | 125 | 79 | 70 | 50 | 103 |
| MINORS (6) | | 100-28 | 14-7 | 3.29 | 6 | 0 | 0 | 238.1 | 195 | 100 | 87 | 95 | 267 |



Roland De La Maza (Courtesy Kansas City Royals)



Rhys Hoskins (©Mitchell Leff-The Phillies)



Sam Long (©Oakland Athletics)

MAJOR LEAGUE HORNETS

JAMES OUTMAN OF

Drafted: 2018, Los Angeles (NL) (7th Round, 224 overall)

Major League Debut: July 31, 2022, for Los Angeles at Colorado

Sacramento State Career (2016-18)

| YEAR | GP | AB | R | H | RBI | AVG. | 2B | 3B | HR | TB | SLG. | BB | SO | SB |
|---------------|------------|------------|-----------|------------|-----------|-------------|-----------|----------|-----------|------------|-------------|-----------|------------|-----------|
| 2016 | 27 | 40 | 3 | 8 | 6 | .200 | 4 | 0 | 1 | 15 | .375 | 5 | 13 | 1 |
| 2017 | 60 | 229 | 47 | 58 | 53 | .253 | 16 | 3 | 11 | 113 | .493 | 37 | 62 | 11 |
| 2018 | 60 | 229 | 43 | 58 | 40 | .253 | 15 | 3 | 11 | 112 | .489 | 38 | 60 | 12 |
| TOTALS | 147 | 498 | 93 | 124 | 99 | .249 | 35 | 6 | 23 | 240 | .482 | 80 | 135 | 24 |

Major/Minor League Career

| YEAR | TEAM | GP | AB | R | H | RBI | AVG. | 2B | 3B | HR | TB | SLG. | BB | SO | SB |
|-------------------|------|------------|-------------|------------|------------|------------|-------------|-----------|-----------|-----------|------------|-------------|------------|------------|-----------|
| 2022 | LAD | 4 | 13 | 6 | 6 | 3 | .462 | 2 | 0 | 1 | 11 | .846 | 2 | 7 | 0 |
| 2023 | LAD | 151 | 483 | 86 | 120 | 70 | .248 | 16 | 3 | 23 | 211 | .437 | 68 | 181 | 16 |
| MLB (2) | | 155 | 496 | 92 | 126 | 73 | .254 | 18 | 3 | 24 | 222 | .448 | 70 | 188 | 16 |
| MINORS (4) | | 403 | 1537 | 300 | 404 | 249 | .263 | 75 | 23 | 79 | 762 | .496 | 213 | 475 | 68 |

NATHAN LUKES OF

Drafted: 2015, Cleveland (7th Round, 214 overall)

Major League Debut: March 30, 2023 for Toronto at St. Louis

Sacramento State Career (2013-15)

| YEAR | GP | AB | R | H | RBI | AVG. | 2B | 3B | HR | TB | SLG. | BB | SO | SB |
|---------------|------------|------------|------------|------------|-----------|-------------|-----------|----------|----------|------------|-------------|-----------|-----------|-----------|
| 2013 | 59 | 232 | 40 | 73 | 32 | .315 | 13 | 4 | 2 | 100 | .431 | 17 | 24 | 4 |
| 2014 | 64 | 259 | 54 | 90 | 26 | .347 | 10 | 3 | 0 | 106 | .409 | 31 | 31 | 10 |
| 2015 | 60 | 235 | 43 | 81 | 38 | .345 | 14 | 2 | 7 | 120 | .511 | 30 | 17 | 13 |
| TOTALS | 183 | 726 | 137 | 244 | 96 | .336 | 37 | 9 | 9 | 326 | .449 | 78 | 72 | 27 |

Major/Minor League Career

| YEAR | TEAM | GP | AB | R | H | RBI | AVG. | 2B | 3B | HR | TB | SLG. | BB | SO | SB |
|-------------------|------|------------|-------------|------------|------------|------------|-------------|------------|-----------|-----------|-------------|-------------|------------|------------|-----------|
| 2023 | TOR | 29 | 26 | 4 | 5 | 2 | .192 | 1 | 1 | 0 | 8 | .308 | 4 | 9 | 0 |
| MLB (1) | | 29 | 26 | 4 | 5 | 2 | .192 | 1 | 1 | 0 | 8 | .308 | 4 | 9 | 0 |
| MINORS (8) | | 674 | 2446 | 354 | 695 | 299 | .284 | 150 | 22 | 39 | 1006 | .411 | 218 | 457 | 63 |



James Outman (©Los Angeles Dodgers)



Nathan Lukes (©Toronto Blue Jays)

ALL-TIME BASEBALL ROSTER (since 1949)




A • A • A • A

| | |
|----------------------|------------|
| Aaberg, Bob | 1964-65 |
| Abbott, Lance | 2008 |
| Abbott, Nate | 1994 |
| Acha, John | 2003-04 |
| Adams, Ken | 1975 |
| Adams, Travis | 2019-21 |
| Addington, Bud | 1961-62 |
| Adrian, Hunter | 2011-12 |
| Agbulos, Carl | 1963 |
| Agundez, John | 1987 |
| Alberghini, Mike | 1967-68 |
| Alexander, Eddie | 1960 |
| Alles, Trenten | 2021 |
| Aloy, Wehiwa | 2023 |
| Altheide | 1966 |
| Alvarez, Ruben | 1956 |
| Amaral, Steven | 2011 |
| Amarante, Ron | 1969 |
| Amorena, Augie | 1951-53 |
| Anderson, Todd | 1984-85 |
| Andoe, Dean | 1960-61 |
| Anicich, Al | 1956 |
| Anicich, Vince | 1980-81 |
| Antinetti, Al | 1958 |
| Antinetti, Norm | 1958 |
| Areu, Ozzie | 1995 |
| Armendariz III, John | 1983-84 |
| Arnet, Earl | 1949 |
| Arroyo, Jack | 2003-04 |
| Ash, Ron | 1988-89 |
| Atchue, Seth | 2001 |
| Atnip, Ron | 1963 |
| Atrat, Kyle | 2006 |
| Attenerly, Buster | 1972-73 |
| Attebery, Robert | 1982 |
| Aubert, William | 1982 |
| Aure, Kyle | 2004, 2006 |
| Avila, Tom | 1984-85 |
| Axelrod, Tyler | 2007 |
| Ayers, Andrew | 2010-13 |

B • B • B • B

| | |
|----------------------|---------|
| Bach, Dick | 1959-62 |
| Bacho, Dawsen | 2017-22 |
| Bacon, Mike | 1969 |
| Baek, Chris | 2008-09 |
| Bailey, Ron | 1968-69 |
| Bakos, John | 1984 |
| Balanza, Gene | 1968-69 |
| Balderramos, Armando | 1994-95 |
| Baldwin, Bill | 1949 |
| Ballard, Keith | 1980-81 |
| Ballenger, Brian | 1997-98 |
| Ballis, Justin | 1999 |
| Balog, Mike | 1979 |
| Bandy, Del | 1950-53 |
| Baptista, John | 1973-74 |
| Barba, Tito | 2001-02 |
| Barker, Joe | 1957-58 |
| Barney, Ron | 1975 |
| Barrango, Chris | 1995 |
| Barron, Julian | 2014 |
| Barry, Bill | 1982 |
| Barsotti, Ernie | 1969-70 |
| Barzilli, Julian | 2012 |
| Baskett, Kyle | 2010 |
| Bassey, Justin | 2001 |
| Bates, Corey | 1966 |



Erik Bennett was a fourth-round draft pick in 1989, at the time the highest pick in program history.

| | |
|--------------------|------------|
| Beall, Vince | 1993-94 |
| Beard, Chuck | 1980-81 |
| Beardsley, Tyler | 2015-16 |
| Beauchemin, Jon | 1992-93 |
| Beeman, Jason | 1993-94 |
| Behl, Doug | 1960-63 |
| Belcastro, Joe | 1963-64 |
| Bender, Mike | 2000-01 |
| Benjamin, Mike | 1971 |
| Bennett, Chris | 1986 |
| Bennett, Erik | 1987-89 |
| Benzie | 1962 |
| Berens, Bob | 1979 |
| Bertolucci, Larry | 1964-65 |
| Best, Tom | 1965-66 |
| Birch, Michael | 2017-20 |
| Bivens, Russ | 1956 |
| Blair, Ryan | 2007-08 |
| Blair, Shea | 2004 |
| Blankenship, Bob | 1987-89 |
| Blankenship, Shawn | 1989, 1991 |
| Blatnick, Carson | 2022-23 |
| Blauser, Brian | 2003-06 |
| Bloom, Trevor | 2010 |
| Bodding, Ben | 1968-69 |
| Bodenhammer, Jim | 1966-69 |
| Bojorquez, Jorge | 2020-23 |
| Bollengier, Jack | 2021 |
| Bolton, Jason | 1997-98 |
| Bonilla, Steve | 1980-81 |
| Borcalli, Francis | 1960-61 |
| Borghino, Jeff | 1997-99 |
| Borgia, John | 1949 |
| Bowlin, Charles | 1982-83 |
| Boyd, Brian | 2007-08 |
| Boyte, Greg | 1973-76 |
| Brackins, Mike | 1987-88 |
| Brahms, Parker | 2017-20 |
| Braio, Andy | 1959-62 |
| Braun, Jeffery | 1971 |
| Brazell, Don | 1966-67 |
| Bredy, Steve | 1979 |
| Brennan, Chris | 1995 |
| Brenning, Ben | 1959-60 |
| Brewer, Skylar | 2007 |

| | |
|--------------------|---------|
| Brito | 1973 |
| Brooks, Jim | 1982 |
| Brown, Albie | 1952-53 |
| Brown, Derek | 1994-95 |
| Brown, Darren | 1992 |
| Brown, Gary | 1988-90 |
| Brown, Keith | 1985-86 |
| Brown, Ray | 1993-94 |
| Brown, Ryan | 2000-02 |
| Browne, Ryan | 2004 |
| Broyles, Scott | 1984-85 |
| Brueggemann, Steve | 1984-85 |
| Brunelli, Nick | 1985 |
| Bruno, Pete | 1965 |
| Buchanan, Scott | 1997 |
| Buchta, Nick | 2008-09 |
| Buffolino, Rocco | 1986-87 |
| Bulleri, John | 1979-80 |
| Bunger, Brian | 1987 |
| Burcham, Scotty | 2012-15 |
| Burford | 1961 |
| Burns, Chad | 1991 |
| Burns, Erick | 1992-93 |
| Butler, Mike | 2000 |
| Butler, Robert | 2010 |
| Byers, Ed | 1979 |
| Byrd, Jaxon | 2023 |

C • C • C • C

| | |
|-------------------|---------|
| Caine, Chris | 1994-95 |
| Calcagno, Frank | 1965 |
| Callahan, Terry | 1986 |
| Cambra, Ed | 1975 |
| Campbell, Jerry | 1968 |
| Campbell, Matt | 2005-06 |
| Campbell, Robert | 1982 |
| Canter, Joe | 1998 |
| Caraveo, Orlando | 1986-87 |
| Carder, Rick | 1970-73 |
| Carnesecca, Lello | 1979 |
| Carpenter, Bob | 1981-82 |
| Carpentier, Mike | 1993-95 |
| Carruth, Leigh | 1994 |
| Carson, Keith | 2000-02 |
| Casali, Jim | 1955 |

ALL-TIME BASEBALL ROSTER (since 1949)



Brandon Creel won eight games in relief in 2013

| | |
|-------------------------|------------|
| Castaneda, Anthony..... | 2015 |
| Casteel, Brian..... | 1986-87 |
| Caudle, Charlie..... | 1956-57 |
| Cederquist, Clay..... | 2012-14 |
| Celillo, Mario..... | 2001-02 |
| Chabiel, Fred..... | 1966 |
| Chadwick, Dallas..... | 2011-14 |
| Chamberlin, James..... | 2010-11 |
| Chapan, Kasey..... | 2012 |
| Chatham, Jim..... | 1959, 1961 |
| Chavez, Chris..... | 1989-90 |
| Cheval, Matt..... | 1999 |
| Childers, Bob..... | 1988-89 |
| Chilton, Jake..... | 2010-11 |
| Chinn..... | 1981 |
| Christensen, Kyle..... | 2005-06 |
| Christensen, Marc..... | 1981-82 |
| Christian, Mike..... | 1987 |
| Christiansen, Ryan..... | 2023 |
| Chung, Derrick..... | 2008-12 |
| Churby, Stone..... | 2018-21 |
| Church, Bernie..... | 1966-67 |
| Ciani, Bobby..... | 2001-03 |
| Clark, Casey..... | 2000 |
| Clayson, Dave..... | 1975 |
| Cleland, Rennie..... | 1971-72 |
| Coats, Clayton..... | 2021 |
| Coggeshall, Keith..... | 1956-58 |
| Colla, Guido..... | 1949 |
| Conners, Mike..... | 1974 |
| Conrad, Warren..... | 1949 |
| Conradi, Brian..... | 2005-06 |
| Conroy, Rich..... | 1975 |
| Contreras, Gerald..... | 1984-85 |
| Contreras, Jerry..... | 1980 |
| Conway, Jerry..... | 1960 |
| Cooke, Jeff..... | 1997 |
| Cooper, Erik..... | 1993-94 |
| Corliss, Scott..... | 1991-92 |
| Corn, Jake..... | 2018 |
| Cornwell, Conrad..... | 1979-81 |
| Correa, Steve..... | 2003 |
| Correia, Al..... | 1967 |
| Cortese, Jim..... | 1985 |
| Cortez, Jacob..... | 2023 |
| Coxe, Woody..... | 1966-67 |
| Craft, Monty..... | 1985-86 |
| Cramer, Bill..... | 1988-89 |

| | |
|-----------------------|---------|
| Creamer, Kevin..... | 1987-88 |
| Creel, Brandon..... | 2010-13 |
| Crenshaw, Garett..... | 2023 |
| Crosby, Blake..... | 2007-09 |
| Crouch, Aaron..... | 2009 |
| Crump, Bob..... | 1985-86 |
| Cruz, Ron..... | 1984-85 |
| Cuckovich, Mel..... | 2003-07 |
| Cuckovich, Steve..... | 2000-03 |
| Cuddy, Bruce..... | 1970 |
| Cuddy, Dennis..... | 1969-70 |
| Culmo, Kevin..... | 1996 |
| Cummings, Terry..... | 1958 |
| Cummins, Patrick..... | 2006-07 |
| Curran, Deron..... | 1985-86 |

D . D . D . D

| | |
|--------------------------|---------|
| Dahme, Al..... | 1965 |
| Dalton, Art..... | 1980-81 |
| Dalton, Tanner..... | 2018-19 |
| Daniels, Chris..... | 2018 |
| Darrah, Jesse..... | 2009-10 |
| Daspit, James..... | 1990 |
| Davis, Chuck..... | 1963-64 |
| Davis, Eli..... | 2011 |
| Davis, Mark..... | 1983-84 |
| Davis, R.J..... | 2012 |
| Dawkins, Ian..... | 2017-18 |
| Day, Bill..... | 1959 |
| de Watteville, Alec..... | 2018 |
| Deal, Justin..... | 2021 |
| DeAlba, Jay..... | 1985-86 |
| Debortoli, Doug..... | 1964-65 |
| Decker, Dusty..... | 2002 |
| Deely, Dan..... | 2015-17 |
| Dees, Cliff..... | 1982 |
| DeFreece, Chris..... | 1986-87 |
| Del Chiaro, Bob..... | 1971-72 |
| Del Grande, David..... | 2011-14 |
| DeLaMaza, Roland..... | 1992-93 |
| DeLeon, Jim..... | 1956-58 |
| DeLeon, Syl..... | 1958 |
| Dellaserra, Dan..... | 1985 |
| Demé, Justin..... | 2004-06 |
| Denczek, Dan..... | 1985 |
| Denholm, Logan..... | 2021 |
| Dennis, Elmer..... | 1949 |
| Dentoni, Alex..... | 2017-18 |

| | |
|--------------------------|---------|
| DeRoss, Dennis..... | 1968-69 |
| DeVisscher, Jon..... | 1967-69 |
| Diaz, Eric..... | 1979-80 |
| Dichiara, Dick..... | 1963-65 |
| Dickey, Dwight..... | 1953-54 |
| Digiorno, Drake..... | 2021 |
| Digitale, Mel..... | 1970-71 |
| Dill, Bob..... | 1973-75 |
| Dillon, Justin..... | 2014-17 |
| Dillon, Tom..... | 1996 |
| Dittman, Dennis..... | 1961 |
| Dixon, Casey..... | 1995 |
| Dixon, John "Sonny"..... | 1967-68 |
| Doerksen, Erv..... | 1963-64 |
| Dominesse, Mike..... | 1997-98 |
| Dominguez..... | 1973 |
| Donnelly, Tomás..... | 2007 |
| Doria, Dominic..... | 1997-98 |
| Dorraugh, Hunter..... | 2020-21 |
| Dougherty, Mike..... | 1989-90 |
| Doyle, Tim..... | 1990-91 |
| Doyle, Trevor..... | 2019-22 |
| Dryden, Don..... | 1991 |
| Dubon, Chris..... | 2007 |
| Dudycha, Ed..... | 1960 |
| Dugger, Bob..... | 1961-62 |
| Dugger, Harold..... | 1962-63 |
| Dunham, Dash..... | 2018-19 |
| Dunlop, Dave..... | 1981-83 |
| Durham, Eddie..... | 1993 |
| Duxbury, Rob..... | 1986 |
| Dye, Montana..... | 2006-07 |

E . E . E . E

| | |
|-----------------------|-------------|
| Eakes, Steve..... | 1981 |
| Eastman, Doug..... | 1986 |
| Eaton, John..... | 1956-57 |
| Eby, Mike..... | 1993-95 |
| Edgar, John..... | 1964-65 |
| Edmonson, Blake..... | 2016-17 |
| Edwards, Pat..... | 1999-00 |
| Egan, Josh..... | 2015-16 |
| Elrod, Tommy..... | 2008-10 |
| Elliott, Chad..... | 1999-00 |
| Ellis..... | 1969 |
| Elorduy, Dan..... | 1995, 97-98 |
| Elorduy, Jeff..... | 1999 |
| Elorduy, Mike..... | 1965 |
| Elorduy, Rich..... | 1966 |
| Elorduy, Todd..... | 1993-94 |
| Endres, Ron..... | 1979 |
| Enos, Zach..... | 2021 |
| Epps, Don..... | 1962 |
| Ernst, Mike..... | 1986, 88 |
| Escamilla, Brian..... | 1987-90 |
| Esgro..... | 1969 |
| España, Joe..... | 2008-09 |
| Esposito, Vinny..... | 2015-18 |
| Estrada, Jaime..... | 1996 |
| Evans, Joe..... | 2001-02 |

F . F . F . F

| | |
|----------------------|------|
| Fadelli, Mike..... | 1991 |
| Fain, Wes..... | 1958 |
| Fallon, Jack..... | 1954 |
| Faraclas, Makel..... | 1966 |
| Farley, Milton..... | 1952 |
| Farmer, Michael..... | 1993 |
| Fassett, Jerry..... | 1952 |



ALL-TIME BASEBALL ROSTER (since 1949)

| | |
|-------------------|---------------|
| Fauble, Bruce | 1974 |
| Fearn, Neil | 1951-52 |
| Fekete, Sean | 2019 |
| Felder, Marcus | 1988 |
| Feldmann, Jerry | 1979 |
| Fenocchio, Floyd | 1958 |
| Fernandez, Manny | 1993 |
| Ferreira, Dan | 1990-91 |
| Ferreira, Greg | 1986 |
| Fess, Mark | 1969, 1973-74 |
| Fichtner, Brian | 1988 |
| Fidler, Larry | 1973 |
| Filice, Brian | 2009 |
| Fitchett, Alex | 2013-14 |
| Fitzpatrick, Will | 1990-93 |
| Fleming, Ryan | 2022 |
| Flint, Nick | 1971 |
| Flores, Abraham | 1985-86 |
| Flores, David | 2005-08 |
| Flores, Jesse | 1974-75 |
| Flowers, Brett | 2004-05 |
| Floyd, PJ | 2015-18 |
| Fong, Roger | 1960-61 |
| Ford, Michael | 1998-99 |
| Fox, Ty | 2017-18 |
| Fracolas, Makel | 1965-66 |
| Fraga, Bob | 1982-83 |
| Frame, Mike | 1987-88 |
| Francis, Dave | 1966-67 |
| Frank, Braden | 2023 |
| Frank, Kris | 1995-96 |
| Fregosi, Eric | 2008-09 |
| French, Dave | 1982-83 |
| Friedland, Mike | 1989-90 |
| Frierson, Brian | 1982 |
| Fujinaka, Dane | 2013-15 |
| Fuller, Casey | 2001-02 |
| Furchner, Steve | 1989-90 |
| Furtado, Brian | 1994 |
| Furtado, Ken | 1982-83 |
| Furtado, Mike | 1965-68 |

G.G.G.G

| | |
|------------------|------------|
| Gagnon, Zach | 2023 |
| Gallagher, Ryan | 2002 |
| Galvez, Fred | 1951 |
| Galvan, Andrew | 2010-11 |
| Galvin, Dick | 1950-52 |
| Garavaglia, Mike | 1979-80 |
| Garcia, Jon | 1994-95 |
| Garcia, Paco | 1994-95 |
| Garder, Gene | 1952 |
| Gardner, Kody | 2017 |
| Garrett, Chris | 1990 |
| Gascon, Pete | 1997 |
| Gasper, Lou | 1971-72 |
| Gates, Brian | 1998 |
| Genaski, Dick | 1949 |
| Georgis, Chris | 1953 |
| Gerig | 1970 |
| Gewaski, Dick | 1949 |
| Geyer, Joe | 1952-53 |
| Giacomini, Jeff | 2007 |
| Gibbons, Evan | 2019, 2023 |
| Gieseke, Mark | 1988-89 |
| Gill, Danny | 2002 |
| Gillette, Jim | 1972-73 |
| Gilliam, Sam | 2023 |
| Gillman, Brian | 1997-98 |

| | |
|--------------------|---------|
| Glorioso, Dan | 1980 |
| Gonzales, Bob | 1984-85 |
| Gonzales, Mike | 1972 |
| Gonzales, Rosendo | 1979 |
| Gonzalez, Benny | 2001 |
| Gonzalez, Chris | 2020-21 |
| Gonzalez, Rick | 1999-00 |
| Gonzalez, Tommy | 2007 |
| Goodrich, Trent | 2016-17 |
| Goodrich, Trey | 2022-23 |
| Goodwin, Derek | 2011 |
| Gorgolinski, Matt | 2016 |
| Goto, George | 1953 |
| Goulding, Bob | 1968 |
| Gouldsmith, Gunner | 2022-23 |
| Grable, Mel | 1960 |
| Grace, Gabriel | 1959 |
| Gracio, Rocky | 2003 |
| Graf, Don | 1969-70 |
| Graf, Jim | 1969-70 |
| Grant, Daryl | 2001 |
| Grant, Rick | 1986 |
| Greene, Jim | 1961-63 |
| Greenly, John | 1973 |
| Greenwood, Hunter | 2011-14 |
| Gregory, Quinn | 1988 |
| Gritts, Charlie | 1959 |
| Groeger, Jeff | 2001-02 |
| Grose, Brian | 1986-87 |
| Grubbs, Bronson | 2015-19 |
| Guary, Darnell | 2005 |
| Guglielmo, Mike | 2010 |
| Gunter, Brad | 1996 |
| Gunter, John | 1969 |
| Gunter, Reid | 1987 |
| Guntz, Joe | 2003 |
| Gutierrez, Camilo | 1998 |
| Guy, Corky | 1959 |
| Guzman, Vince | 1982 |

H.H.H.H

| | |
|-------------------|------------|
| Haase, Bob | 1982-85 |
| Hague, Scott | 1983-84 |
| Hall, Brandon | 2004-05 |
| Hall, Nason | 1954-55 |
| Hall, Todd | 1992-93 |
| Halpin, Tom | 1979 |
| Hambro, Stu | 1983-84 |
| Hamilton, Rod | 1957 |
| Hampton, Jason | 2010-13 |
| Hand, Randy | 1969 |
| Hankard, John | 1982-83 |
| Hanlon, Bob | 1950-51 |
| Hannah, Jeff | 2007-08 |
| Hanningan, Tom | 1949 |
| Hansen, Ryan | 1998-99 |
| Hansen, Steve | 1986-88 |
| Haren, Larry | 1972, 1974 |
| Hargrove, Harvey | 1995-97 |
| Harkness, Daniel | 1998-99 |
| Haro, Bruce | 1993 |
| Harper, Wesley | 2021-23 |
| Harr, Tom | 1966 |
| Harris, Ken | 1979 |
| Harris, T.J. | 1998-00 |
| Harris, Harold | 1951 |
| Harris, Nate | 1972 |
| Harrison, Brent | 2009 |
| Harrison, Griffin | 2023 |

| | |
|-------------------|---------------|
| Harrison, Ron | 1975 |
| Hartman, Bob | 1961 |
| Hasbrouck, Ron | 1964 |
| Haselhuhn, Jason | 1996 |
| Haskell, Doc | 1954-57 |
| Hassenflug, Mark | 1982 |
| Hatley, Doug | 1961 |
| Haynes, Kevin | 2021-23 |
| Heard, Jeffery | 2022-23 |
| Heath, Bob | 1956-57 |
| Heinrich, Chuck | 1968-69 |
| Heitz, Greg | 1994-96 |
| Henderson, Ron | 1964 |
| Hendon, Marshall | 2004-05 |
| Henson, Rich | 1995-97, 1999 |
| Heron, Jack | 1950 |
| Hewitt, Brian | 1988-89 |
| Hicks, Gregory | 1984 |
| Highland, Erik | 1996-97 |
| Higley, Justin | 2011-13 |
| Hill, Dave | 1962 |
| Hill, Gary | 1967-68 |
| Hill, Jack | 1969-71 |
| Hilleary, Gil | 1971-72 |
| Hillerman, Sandy | 1968 |
| Hinkle, Cliff | 2003-05 |
| Hintz, Hamilton | 1953 |
| Hnilo, Andy | 2004 |
| Hocking, Bob | 1956 |
| Hocking, Tom | 1955-56 |
| Hodgson, Ryan | 1998-99 |
| Hoelzen, Tyler | 2012-13 |
| Honeycutt, Clint | 2002 |
| Hood, Wally | 1954 |
| Hoover, Bill | 1996-99 |
| Hopper, Terry | 1988-89 |
| Hopson, Frank | 1966-67 |
| Horigan, Dan | 1982-83 |
| Horn, Daryl | 1988-89 |
| Hoskins, Rhys | 2012-14 |
| Hosman, Wayne | 1971 |
| Hotell, Dave | 1955 |
| Hottman, Brent | 2008-12 |
| Houghton, Mike | 1967 |
| Hourigan, Conor | 2023 |
| Hourigan, Daniel | 1982-83 |
| Howell, Bernie | 1994 |
| Hoy, Ron | 1955 |
| Hudgens, Gordon | 1974 |
| Hugaert, Blake | 2013-14 |
| Hull, Greg | 1983 |
| Humphry, Sterling | 2014 |
| Hunley, Brandon | 2014-17 |
| Hunter, Colin | 2022 |
| Hunter, Mike | 1974 |

I.I.I.I

| | |
|-----------------|---------|
| Inchausti, Mike | 1967 |
| Iwanega, Akio | 1955 |
| Iwasa, Nick | 2018-22 |

J.J.J.J

| | |
|------------------|---------|
| Jackson, Aurelio | 1998-01 |
| Jackson, Kirk | 1984 |
| Jackson, Steve | 1969-70 |
| Jacobo, Gabe | 2006-08 |
| Jennings, Jay | 2007-08 |
| Jenny, Shane | 1986-87 |
| Jiles, Nick | 2006-07 |



ALL-TIME BASEBALL ROSTER (since 1949)



Rhys Hoskins scores a run in Sacramento State's 7-6 win over #4 Oregon State at Raley Field.

| | |
|-----------------|-----------------|
| Jenkins, Paul |2007 |
| Jessup, Brock |2022 |
| Johnson, Cecil |1979 |
| Johnson, Craig |2004 |
| Johnson, Eric |1987 |
| Johnson, Gary |2006-07 |
| Johnson, Gaylon |1990-93 |
| Johnson, Roger |1971-72 |
| Johnston, Mike |1985-86 |
| Jones, Mike |1964, 1966 |
| Joseph, Eric |1996 |
| Joy, Mario |1993-94 |
| Joyce, Brian |2007 |
| Joyce, Mick |2004-07 |
| Jurado, Pat |1988-89 |
| Just, Eric |1980 |

K • K • K • K

| | |
|-------------------|--------------|
| Kadel, Leonard |1980 |
| Kaeser, Jerry |1953 |
| Kane, Mike |1993 |
| Kane, Travis |2005-06 |
| Kantz, Gary |1982-83 |
| Karnos, Max |2016-17 |
| Kassebaum, Travis |2004-05 |
| Kato, Ryan |1989-90 |
| Katz, Del |1960 |
| Katz, Ethan |2004-05 |
| Katz, Gary |1981-83 |
| Kawahata, Harry |1959 |
| Kawahata, Rich |1962-64 |
| Keenan, Tyler |2021 |
| Keiper, Pat |2005-06 |
| Kelley, Larry |1958-59 |
| Kelley, Kevin |1974-75 |
| Kelley, Pat |1972-73 |
| Kempster, Dick |1959-62 |
| Key, Bill |1959-60 |
| Kiefer, Phil |1961 |
| Kight, Jeff |1993 |
| King, Brian |1995 |
| King, Richard |1980-81 |
| King, Val |1984 |
| Kinney, Will |1958-59 |
| Kinsey, Chris |2001-03 |

| | |
|------------------|--------------|
| Kinyon, Steve |1982 |
| Kirk, Pat |1994 |
| Kirkman, Travis |2007-08 |
| Kirtlan, Jason |1994-95 |
| Kirtlan, Josh |1993-94 |
| Klenske, Stephen |2019-20 |
| Knezovich, Don |1952-53 |
| Knighton, Shad |1993 |
| Knop, Mike |1989-90 |
| Knopf, Andy |1990-91 |
| Kobza, Kevin |1983-85 |
| Konarski, Tim |1987-88 |
| Kopas, Daniel |2012 |
| Kouklis, Manny |1957-58 |
| Kraemer, Garrett |2012-13 |
| Kraus, Bill |1979 |
| Krebs, Jesse |1999-00 |
| Kristy, Steve |1990 |
| Kuhn, Les |1961-62 |
| Kukuk, Grant |2015-16 |
| Kushan, Dave |1991 |
| Kuykendall, Sam |2011 |

L • L • L • L

| | |
|-------------------|--------------|
| La Cerdá |1969 |
| LaChappelle, Rich |1970-71 |
| Lackey, Dan |1980 |
| Lamb, Justin |2009-11 |
| Land, Dan |1983 |
| Larsen, George |1953-54 |
| Larson, Dennis |1961 |
| Larson, Lance |1989-90 |
| LaTona, Ted |1949 |
| Lazarus, Bob |1957 |
| Lee, Bob |1957 |
| Lee, David |1988 |
| Leggins, Dave |1983 |
| Lehman, Devin |2015-17 |
| Lehtola, Bob |1952 |
| Leitao, Brennan |2012-15 |
| Lentini, Vince |1986-87 |
| Leonard, Leslie |1972 |
| Lesky, Lorenzo |1987-88 |
| Levin, Josh |2005-06 |
| LeVier, Bret |2002-04 |

| | |
|-----------------|-----------------|
| Lewis, Chris |2013-16 |
| Lilakos, John |1980 |
| Linn, Bud |1957, 1959 |
| Lively, Mitch |2004-07 |
| Livesey, Ken |2005 |
| Locke, Ryan |2014-15 |
| LoForte, Andy |1964-67 |
| Long, Sam |2014-16 |
| Longo, Pat |1987 |
| Loper, Scott |2013-14 |
| Lopez, Mike |1973-75 |
| Loud, Carter |2011 |
| Lovotti, Paul |1971 |
| Lowden, Tony |1995 |
| Loynd, Charlie |1985 |
| Loza, Raul |1983 |
| Lucchesi, Noah |2022-23 |
| Lugo, Andy |1967 |
| Lujan, John |1971 |
| Lukes, Nathan |2013-15 |
| Lukes, Shea |2011-13 |
| Lumbrazo, Tom |1969-70 |
| Lund, Dan |1969, 1971 |
| Lunsford, Colby |2022 |
| Lunsford, Gary |1989 |
| Lusk, Dave |2000-01 |
| Luzo, Andy |1967 |

M • M • M • M

| | |
|----------------------|--------------|
| Maas, Karl |2011 |
| Machado, Jr., Ronnie |2004-06 |
| Madera, Steve |1981-82 |
| Magee, Ryan |2007-08 |
| Maghan, Tim |2000-01 |
| Magleby, Mason |2013 |
| Maldonado, Rafael |1990-91 |
| Malone, Zack |2023 |
| Manfredi, Al |1963-64 |
| Mange, Bob |1963-64 |
| Manly, Todd |1991 |
| Mann, Larry |1949-50 |
| Margetich, Tim |1967-68 |
| Marks, Lou |1959 |
| Marks, Norm |1961-62 |
| Marshall, Brandon |1998-99 |
| Marston, Todd |1983-84 |
| Martin, Cody |2015 |
| Martineau, Greg |1991 |
| Martinelli, Bob |1957 |
| Martinez, Al |1982-83 |
| Martinez, Casey |1998-00 |
| Martinez, Hunter |2008-09 |
| Martinez, Jim |1974-75 |
| Martinez, John |1964 |
| Martinez, Matt |1992-93 |
| Martinez, Raul |1980-82 |
| Martinez, Ricky |2017 |
| Martizia, Travis |2018-21 |
| Marzion, Kevin |2002 |
| Masters, J.C. |1954-55 |
| Mathews, Bob |1970-71 |
| Matich, Dan |1968 |
| Mattson, Ron Jr. |1982-83 |
| May, Kenny |1974-75 |
| May, Rich |1975 |
| Mayer, Terry |1970-73 |
| Mazur, Graham |1997 |
| Mazzei, John |1955-58 |
| McCall, Brian |1996-97 |

ALL-TIME BASEBALL ROSTER (since 1949)



Freshman All-American Chris Lewis hit .349 in 2013

| | |
|--------------------|--------------|
| McCarthy, Dan |2009-10 |
| McCarthy, John |1986 |
| McCaustlin, John |1990-91 |
| McClung, Stan |1953 |
| McCluskey, Mike |1974 |
| McCluskey, Pat |1974-75 |
| McConlogue, John |1985-86 |
| McCormack, Chris |2002 |
| McCormick, Griffin |2019-20 |
| McCreary, Ray |1961 |
| McDaniel, Roy |1983-84 |
| McDermott, Mark |1972-73 |
| McDonald, Jim |1952 |
| McFarland, Jimmy |1999-00 |
| McGilvray, Don |1960 |
| McGuire, Shawn |1997-98 |
| McKenzie, Don |1950 |
| McLoughlin, Sutter |2013-15 |
| McNamara, Frank |1954 |
| McPhillips, Dylan |2018-22 |
| McQuaid, Zach |2019-20 |
| McRorie, Darrell |1960-61 |
| McTaffert, John |1990 |
| McWilliam, Andrew |2015-18 |
| Medeiros, Vern |1971-73 |
| Meek, Cal |1958-59 |
| Meek, Raymond | |
| Meek, Roy |1985 |
| Melton, Todd |1984-85 |
| Mendonca, Tanner |2011-13 |
| Mendonsa, Kurt |2001 |
| Merin, Ryan |1993-96 |
| Merin, Scott |1997 |
| Merriman, Mike |1971 |
| Mestas, R.J. |1985-86 |
| Mettler, Shelton |1970 |
| Meyer, Myles |2022 |
| Meyer, Greg |2012-13 |
| Meyer, Todd |1986 |
| Mezzaneras, Justin |2009-10 |
| Mikenas, Jason |1996 |
| Milani, Tyler |2016 |
| Miles, Fred |1967-68 |
| Miller, Blake |2010-11 |
| Minnick, Rudy |1964-66 |
| Miranda, Mike |2001 |
| Mirtoni, Matt |1995-96 |
| Moak, Don |1966-67 |
| Moeller, Fred |1955-56 |

| | |
|------------------|--------------|
| Moeller, Rolf |1955 |
| Moffat, Andy |1993-95 |
| Mohr, Andy |2003-04 |
| Mols, Chris |2003-07 |
| Montgomery, Bob |1959-60 |
| Moore, Jason |1994-95 |
| Moore, Jeremiah |2015 |
| Mora, Jesse |1997 |
| Mora, Steve |1997 |
| Morales, Buddy |2004-06 |
| Morales, Carlos |2000-01 |
| Moretto, Steven |2018-22 |
| Morgan, Bill |1950-51 |
| Morgan, Bob |1949 |
| Morgan, Zach |2011-13 |
| Morris, Carter |2020 |
| Moses, Kyle |2012-15 |
| Mumma, Bill |1950-51 |
| Munoz, Art |1975 |
| Murry, Bob |1949 |
| Musillammi, Rich |1969-70 |
| Myas, Gary |1980 |
| Myers, Matthew |1994 |

N • N • N • N

| | |
|------------------|--------------|
| Nannini, Don |1960-61 |
| Napoli, Bob |1961-62 |
| Napoli, Len |1963-64 |
| Navares, Desi |1968-70 |
| Nave, Chris |1993-95 |
| Neary, Brian |1983 |
| Necoechea, Steve |1975 |
| Nelson, Bob |1954-56 |
| Nelson, Don |1964 |
| Nelson, Jasper |2023 |
| Newell, Bob |1966 |
| Newman, Eric |1984 |
| Nichols, Ty |2012-15 |
| Nicholson, Chris |2014 |
| Nielsen, Matt |2000 |
| Nilsson, Jack |2022 |
| Nixon, Gordon |1955-56 |
| Noriel, Don |1968-69 |
| Norris, Eric |1982-84 |
| Nunes, Dick |1957-59 |
| Nunez, A.J. |2010-11 |
| Nutt, James |1984-85 |
| Nyman, Jerry |1989-90 |

O • O • O • O

| | |
|-----------------|------------------|
| Oberlin, Wes |2007-08 |
| Ogle, Kevin |1989-90 |
| Ohama, Kevin |1986-87 |
| Ohlsen, Dylan |2019-20 |
| Olander, John |1961, 64-65 |
| Olivarria, Mike |1987-88 |
| Oliver, Paul |1974-75 |
| Olsen, Mikela |2003 |
| Olson, Dave |1986-87 |
| Olson, Dick |1955-57 |
| Olson, Tanner |2016-17 |
| O'Miela, Jim |1957 |
| O'Neill, Bob |1984-85 |
| Orozco, Alvaro |2007-08 |
| Ortega, Eric |2002 |
| Ortiz, Gabriel |1980 |
| Ortiz, Jim |1971-72 |
| Ortiz, Raul |2017-18 |
| Osborn, Bob |1949-50 |
| Osborne, Mike |1982-83 |
| Otsuka, Ivan |2008-09 |
| Ott, Bill |1954 |
| Outman, James |2016-18 |
| Overly, Willie |1962 |

P • P • P • P

| | |
|-------------------|------------------|
| Paderez, Jared |2014-15 |
| Pagenkopf, Jerry |1966-67 |
| Paine, Trevor |2008-12 |
| Painter, David |1979 |
| Paisano, Allen |1998 |
| Pajcin, Vladimir |1991 |
| Palamidessi, Pete |1974 |
| Palsha, Alex |2014 |
| Palsha, Jonny |2016-17 |
| Parino, Johnny |1972 |
| Parker, Isaiah |2020-21, 23 |
| Parker, Jim |1965-66 |
| Parquette, J.R. |1989-90 |
| Parsons, Don |1949-50 |
| Parsotti |1969 |
| Pasavento, Ken |1997 |
| Patterson, John |1949-50 |
| Pauletto, Roger |1964-65 |
| Paulk, Dave |1991 |
| Pavone, Mike |1971-74 |
| Payne, Josh |1997-98 |
| Pearce, Gregg |1993 |
| Pechter, Howard |1990-91 |
| Pedretti, Ezio |1953-55 |
| Pedretti, Frank |1956-57 |
| Pegram, Ed |1955-57 |
| Penbera, Michael |1999-2001 |
| Perkinson, Lee |1979 |
| Perrin, John |1986 |
| Perry, Chad |2014-17 |
| Perry, Robert |1994 |
| Pesavento, Ken |1996 |
| Pesehn, Pete |1952-53 |
| Peterson, Ralph |1964-67 |
| Peterson, Sam |1986 |
| Petty, Max |2021-23 |
| Piacintini, Dan |1970-71 |
| Pickett, George |1958 |
| Pierce, Jeremy |1998 |
| Pierrucci, Dick |1951 |
| Pierrucci, Mario |1949-50 |
| Pikas, Charles |1994, 97 |

ALL-TIME BASEBALL ROSTER (since 1949)

| | |
|-------------------|---------|
| Pintar, John | 1956-58 |
| Pintar | 1966 |
| Plouffe, Marshall | 2001-05 |
| Podesta, Dave | 1965 |
| Pollman, Gunner | 2014-16 |
| Pope, Brad | 1991 |
| Portugal, Chris | 1993 |
| Potulny, Matt | 1982-83 |
| Posehn, Pete | 1953 |
| Powell, Aaron | 2003 |
| Powell, George | 1987 |
| Powers, Josh | 2009-10 |
| Prieto, Omar | 1998-99 |
| Proud, Jeff | 1999-00 |
| Pruett, David | 1996-97 |
| Pugliese, Tom | 1962-63 |
| Pullaro, Sam | 1954-56 |

Q • Q • Q • Q

| | |
|-----------------|---------|
| Quattrin, Gary | 1963-64 |
| Quezada, Raul | 1959-60 |
| Quintell, Jason | 1994-97 |
| Quintell, John | 1990-91 |

R • R • R • R

| | |
|-------------------|-------------|
| Ragsdale, Austin | 2014-18 |
| Rainey, Davell | 1982-83 |
| Rakela, Adam | 2001 |
| Ramey, Jim | 1953 |
| Ramirez, Jose | 2008-10 |
| Ramsey, Jack | 1956 |
| Randall, Robert | 1990-93 |
| Randall, Scott | 2018-21 |
| Ranlett, John | 1949-50 |
| Readdick, Hal | 1974-75 |
| Reading, Cori | 1980 |
| Real, Kevin | 1990-91 |
| Rebensdorf, D. | 1986-87 |
| Reed, Greg | 1967-69 |
| Reed, Kris | 1996-98 |
| Reese, Rich | 1965 |
| Reiley, Pat | 1968 |
| Reimer, Tim | 2002-03 |
| Renwick, Dick | 1953-54, 57 |
| Reynolds, Kody | 2016-17 |
| Rezzonico, Mike | 1965 |
| Rice, John | 1967, 70-71 |
| Richard, Ron | 1991 |
| Richards, Shelby | 1971-72 |
| Richards, Xavier | 2023 |
| Ridenhour, Robert | 1979-82 |
| Rincon, Everet | 2002-06 |
| Rinehart, Noah | 2022 |
| Rios, Ed | 1970-71 |
| Ripplinger, Mike | 1988 |
| Rivera, Angel | 1980 |
| Rivera, Willie | 1994-95 |
| Robart, Ron | 1991 |
| Robb, Bob | 1973 |
| Roberts, Austin | 2017-19 |
| Roberts, Mike | 1966-67 |
| Robinson, Joey | 2000-01 |
| Rodgers, Toby | 1994 |
| Rodgers, Trevor | 1990-91 |
| Rodness, Bob | 1950-52 |
| Rodriguez, Arturo | 1984 |
| Rodriguez, Brady | 2018-22 |
| Rodriguez, Mark | 1997-98 |
| Roe, Don | 1986 |



Ty Nichols and the Hornets set records for ERA and Opponents Batting Average in 2015

| | |
|-------------------|---------|
| Rolling, Josh | 2022-23 |
| Rons, Cooper | 2023 |
| Root, Austin | 2015-18 |
| Roscorla, Bruce | 1973-75 |
| Rosebrock, Warren | 2002-05 |
| Roses, Guillermo | 1988 |
| Roth, Jeff | 2008-09 |
| Roussey, Ben | 1996-98 |
| Rowley, Roy | 1964-65 |
| Rumelhart, Jim | 1979 |
| Runyan, Don | 1957-60 |
| Russell, Ron | 1979 |
| Ryan, Bill | 1959 |

S • S • S • S

| | |
|--------------------|---------|
| Sabatke, Tyler | 1997 |
| Salvemini, Anthony | 1999 |
| Samuels, Geoff | 1989-90 |
| Saner, Don | 1954 |
| Sandoval, Brandon | 2008-11 |
| Santiago, Pedro | 2002-05 |
| Santillano, George | 1985 |
| Sarraf, Cyrus | 2006-07 |
| Saul, Eli | 2020-22 |
| Scanavino, Ken | 1961 |
| Schiels, Mike | 1984-85 |
| Schlager, John | 2006-07 |
| Schroeder, Gene | 1957-60 |
| Schwall, Irv | 1949-51 |
| Schwartz, Eddie | 1963-64 |
| Schmidt, Jesse | 2003 |
| Schuler, Joshua | 1998-99 |
| Schuseizer, Steve | 1988 |
| Schwarze, Chris | 1995 |
| Sciola, Tony | 1996 |
| Scott, Ryan | 2020 |
| Segal, Alan | 1979 |
| Sellner, Scott | 1987 |
| Separovich, Rich | 1956-59 |
| Shaul, Roger | 1975 |
| Sheets, Jim | 1981-82 |
| Sherer, Ken | 1960 |
| Sherman, Mel | 1954-55 |
| Shotwell, Dean | 1982-83 |
| Siino, Jeff | 1983-84 |
| Silva, Jerry | 1971 |
| Silvan, Bill | 1989-90 |
| Silver, Merrill | 1959 |

| | |
|---------------------|---------|
| Silviera, Norm | 1950-51 |
| Simkins, Bob | 1949 |
| Simmons | 1966 |
| Simpson, Casey | 1990-91 |
| Sinacori, Billy | 2004-07 |
| Sloss, Dale | 1986 |
| Smallcomb, Kevin | 1981-82 |
| Smith, Al | 1960 |
| Smith, Brian | 2008-09 |
| Smith, Dan | 1968-70 |
| Smith, Dan | 2003 |
| Smith, Darwin | 1962-63 |
| Smith, John | 1972-73 |
| Smith, JP | 2023 |
| Smith, Justin | 1994 |
| Smith, Matt | 2016-21 |
| Smith, Ryan | 2015-17 |
| Soto, Ed | 1956 |
| Soto, Joe | 1969-70 |
| Soto, Will | 2011-14 |
| Souza, Kui | 1993-94 |
| Sparks, Connor | 2019-20 |
| Spears, Richard | 1984-85 |
| Spurling, Devin | 2006-07 |
| Standart, Bill | 1980 |
| Stark, Terren | 1981-82 |
| Stark, Terry | 1982-83 |
| Stassi, Jake | 2015 |
| Steen, Bob | 1951-52 |
| Stefanko, Mike | 1964 |
| Steinke, Gerry | 1963-64 |
| Stelzriede, Renecke | 2003-04 |
| Stephenson, Harold | 1964-65 |
| Stevens, Bob | 1975 |
| Stevens, Frank | 1960 |
| Steward, Hal | 1971 |
| Stewart, Tyler | 2022-23 |
| Stimack, Jay | 1973 |
| Stinson, Doug | 2008 |
| Stoltenberg, Brad | 1987-88 |
| Stone, Ross | 1963-64 |
| Stoneking, Ralph | 1979 |
| Stowe, Dennis | 1979-80 |
| Stowe, Milt | 1973-74 |
| Streeter, Glen | 1956-57 |
| Strickland, Darrell | 1960-62 |
| Strombach, Jim | 2003-06 |
| Stuart, Harry | 1949 |

ALL-TIME BASEBALL ROSTER (since 1949)



Stunz, Carl1985
 Sturges, Brian1993-95
 Subry, Bill1960
 Sullivan, Michael1983-84
 Sullivan, Sean1991
 Sutton, Terry1974
 Swafford, Dan1995-96
 Swimley, Chuck1963-64
 Sylvester, Dan1958

T . T . T . T

Taber, Jim1988
 Tabura, Nick2018-20
 Tafoya, Dennis1987
 Takacs, Noah2021-23
 Taku, Alex2009
 Tanigawa, Brett2004-08
 Tarver, La Schelle1980
 Tate, Mike1973-74
 Taylor, Chuck1956
 Taylor, Eddie1996-97
 Taylor, Gordon1951
 Taylor, Jon2009
 Teich, Mike1991
 Thobe, Steven1994
 Thomas, Buddy1983-84
 Thomas, Jim "Spider"1963-65
 Thomas, Ken1958
 Thomas, Matthew1974-75
 Thomas, III, Robert1983-84
 Thurman, Doug1990-91
 Tibbetts, Scott1990
 Tinsley, Rylan2021
 Tobia, Bill1958
 Tobias, Steve1968-69
 Todd, Logan2010
 Torres, Keith2018-22
 Torres, Memo1987
 Travale, John1979-80
 Tremain, Cole2021
 Troedson, Guy1951-52
 Tsukamoto, Jim1950
 Tubb, Dustin1998-99
 Tucker, Benjy2023
 Turnbull, Tony1990-93
 Turner, Dave2001-02
 Turner, Dax2011
 Twitchell, Jim1987-88
 Tyner, Curt1972-73

U . U . U . U

Urps, Josh2017-18

V . V . V . V

Valentino, John1949-50
 Valero, Cesar2022-23
 Van Camp, Marc1979
 Van Schaack, Chris1985
 Van Scoy, George1957
 Vance, John1991
 Veiga, Mark1984-85
 Vernatchi, George1949-50
 Vetter, Dan1994-95
 Vincelli-Simard, Martin2019-23
 Villegas, David1988
 Vinall, Rod1958-59
 Visger, Shawn1998-99
 Voet, Gary1972

Vontz, Doug1985-86
 Vorbeck, Eric1990-91
 Vossler, Jim1966-67

W . W . W . W

Wade, Steve1975
 Wagner, Eric1991
 Wagner, Hank1954-55
 Walker, Joel1997-98
 Walker, John1972
 Walker, Josh2020-22
 Walker, Larry1959-60
 Wallace, Kim1961-62
 Walsh, Steve1975
 Walstad, Ryan2019-21
 Ward, Ryan2021
 Warning, Michael2017
 Warnock, Dave1956
 Watanabe, Taylor2004-08
 Watts, Corey2003
 Weber, Andy2000
 Weekly, Marv1960
 Weeks, Robbie1993
 Weglin, Corey2008
 Weinberger, Gary1981-82
 Weinberger, Marlin1966
 Weiss, Mike2008-09
 Wells, Omar1990
 Welpott, Doug1988
 Wesnousky, Bill1969-70
 West, Jimmy1999-2000
 Wheat, Ron1966
 Wheeler, James2003-06
 Wheeler, Shawn2013
 Wheeler, Tim2007-09
 White, Bob1954-56
 White, Josh2007
 White, Kevin1983
 White, Mike1994-95
 Wilcox, Larry1965
 Willett, Mike1972-73
 Williams, Cory2000-01
 Williams, Gene1951
 Williams, Harry1964
 Williams, Mark1996-97
 Williams, Rex1968
 Williamson, Ron1962-63
 Willis, Chris1995-96
 Wilson, Gary1990-92
 Wilson, Matt2002-05
 Wilson, Rick1973-74
 Wolf, Hal1953
 Wunderli, Russ1974-75

Y . Y . Y . Y

Yackovich, Brian1981-82
 Yokota, Jim1957-58
 York, Trevor2007-10
 Young, Kirby2010-11
 Younglove, Dennis1967-70

Z . Z . Z . Z

Zalasky, Jack2019-23
 Zalasky, Pat1993
 Zancanelli, Gary1987
 Zancaner, Todd1995-98
 Zankich, Kris1995-97
 Zanze, Roger1973

Zeebuyth, John1961
 Zeidman, Aaron2019-21
 Zuccaro, Dan1979
 Zunino, Tom1957-58

COACHING HISTORY



| Year | Head Coach (Years) | Overall | Pct. | Conf. (Finish) | Pct. | Season Notes |
|---------------------|--------------------|------------------|-------------|----------------|-------------|--|
| 1949 | Warren Conrad | 12-7 | .632 | — | — | Independent |
| 1950 | William Miller | 12-10 | .545 | — | — | Independent |
| MILLER (1) | | 12-10 | .545 | — | — | — |
| 1951 | Warren Conrad | 12-9 | .571 | — | — | Independent |
| 1952 | Warren Conrad | 19-9 | .679 | — | — | Independent |
| CONRAD (3) | | 43-25 | .632 | — | — | — |
| 1953 | Hal Wolf | 12-5 | .706 | 7-3 (t1st) | .700 | Far Western Conference Co-Champion |
| 1954 | Hal Wolf | 13-7 | .650 | 8-2 (1st) | .800 | Far Western Conference Champion |
| 1955 | Hal Wolf | 14-11-1 | .558 | 8-2 (t1st) | .800 | Far Western Conference Co-Champion |
| 1956 | Hal Wolf | 18-5 | .783 | 9-1 (t1st) | .900 | Far Western Conference Co-Champion |
| 1957 | Cal Boyes | 20-5 | .800 | 10-0 (1st) | 1.000 | Far Western Conference Champion |
| 1958 | Hal Wolf | 15-8 | .652 | 8-2 (1st) | .652 | Far Western Conference Champion |
| 1959 | Hal Wolf | 21-9 | .700 | 8-2 (t1st) | .800 | Far Western Conference Co-Champion |
| WOLF (6) | | 93-45-1 | .674 | 48-15 | .762 | 5 Conference Championships |
| 1960 | Cal Boyes | 19-12-1 | .609 | 7-3 (1st) | .700 | Far Western Conference Champion |
| 1961 | Cal Boyes | 22-14 | .611 | 7-3 (t1st) | .700 | Far Western Conference Co-Champion / NAIA College World Series (2nd) (3-2) |
| 1962 | Cal Boyes | 16-14 | .533 | 7-3 (2nd) | .700 | Far Western Conference |
| 1963 | Cal Boyes | 13-11 | .542 | 7-3 (2nd) | .700 | Far Western Conference |
| 1964 | Cal Boyes | 31-9 | .775 | 11-1 (1st) | .917 | Far Western Conference Champion / NCAA District 8 Champs |
| 1965 | Cal Boyes | 19-15 | .559 | 10-2 (1st) | .833 | Far Western Conference Champion / NCAA District 8 Qualifiers |
| 1966 | Cal Boyes | 14-19-1 | .426 | 6-6 (t4th) | .500 | Far Western Conference |
| 1967 | Cal Boyes | 14-19 | .424 | 6-8 (7th) | .429 | Far Western Conference |
| 1968 | Cal Boyes | 17-19 | .472 | 12-2 (1st) | .857 | Far Western Conference Champion / NCAA Division II Regionals (1-2) |
| 1969 | Cal Boyes | 23-20 | .435 | 16-5 (1st) | .762 | Far Western Conference Champion / NCAA Division II Regionals (0-2) |
| 1970 | Cal Boyes | 26-20 | .565 | 12-6 | .667 | Far Western Conference Champion / NCAA Division II Regionals (1-2) |
| 1971 | Cal Boyes | 20-19-2 | .512 | 12-6 (t1st) | .667 | Far Western Conference Co-Champion |
| 1972 | Cal Boyes | 26-22 | .541 | 12-6 (3rd) | .667 | Far Western Conference |
| 1973 | Cal Boyes | 15-25 | .375 | 7-8 | .467 | Far Western Conference |
| 1974 | Cal Boyes | 30-24 | .556 | 13-5 | .722 | Far Western Conference Champion / NCAA Division II Regionals (2-2) |
| 1975 | Cal Boyes | 21-19 | .525 | 11-4 | .733 | Far Western Conference Champion / NCAA Division II Regionals (0-2) |
| BOYES (17) | | 358-282-2 | .559 | 154-70 | .688 | 11 Conference Championships, 7 Postseason Berths, NAIA CWS Runner-Up |
| 1976 | Steve Figler | 14-29 | .326 | — | — | Independent |
| FIGLER (1) | | 14-29 | .325 | — | — | — |
| 1977 | Glenn Brady | 9-33 | .214 | — | — | Independent |
| BRADY (1) | | 9-33 | .214 | — | — | — |
| 1978 | Barry Woodhead | 15-31-2 | .313 | 8-10 | .444 | Far Western Conference |
| WOODHEAD (1) | | 15-31-2 | .313 | 8-10 | .444 | |
| 1979 | John Smith | 19-31 | .380 | — | — | Independent |
| 1980 | John Smith | 28-22 | .560 | 19-17 | .528 | Far Western Conference |
| 1981 | John Smith | 32-18 | .640 | 26-10 | .722 | Far Western Conference |
| 1982 | John Smith | 27-21 | .563 | 17-16 | .515 | Far Western Conference |
| 1983 | John Smith | 22-18 | .550 | 18-14 | .563 | Northern California Athletic Conference |
| 1984 | John Smith | 29-21 | .580 | — | — | Northern California Athletic Conference |
| 1985 | John Smith | 41-26 | .612 | — | — | Northern California Athletic Conference Co-Champion / NCAA Division II Regionals (2-3) |
| 1986 | John Smith | 42-24 | .636 | — | — | NCAA Div. II Regional Champions (3-1) / NCAA Div. II College World Series (3rd) (2-2) |
| 1987 | John Smith | 38-22 | .633 | — | — | Independent |
| 1988 | John Smith | 43-21 | .672 | — | — | NCAA Div. II Regional Champions (4-0) / NCAA Div. II College World Series (2nd) (2-2) |
| 1989 | John Smith | 35-18 | .660 | — | — | NCAA Div. II Regionals (0-2) |
| 1990 | John Smith | 34-25 | .576 | — | — | First NCAA Division I season |
| 1991 | John Smith | 41-23 | .640 | — | — | Independent |
| 1992 | John Smith | 32-25 | .561 | — | — | Independent |
| 1993 | John Smith | 36-22 | .621 | 13-11 (t2nd/W) | .542 | Western Athletic Conference debut |
| 1994 | John Smith | 27-29 | .482 | 10-14 (4th/W) | .417 | Western Athletic Conference |
| 1995 | John Smith | 28-26 | .519 | 16-13 (2nd/W) | .552 | Western Athletic Conference |
| 1996 | John Smith | 12-43 | .218 | 3-27 (6th/W) | .100 | Western Athletic Conference |

COACHING HISTORY



| Year | Head Coach (Years) | Overall | Pct. | Conf. (Finish) | Pct. | Season Notes |
|--------------------------|---------------------|------------------|-------------|----------------|-------------|---|
| 1997 | John Smith | 16-39 | .291 | 8-22 (t3rd/N) | .267 | Big West Conference debut as an affiliate member for baseball |
| 1998 | John Smith | 25-35 | .417 | 13-17 (2nd/N) | .433 | Big West Conference Tournament Runner-Up |
| 1999 | John Smith | 18-39 | .316 | 8-22 (7th) | .267 | Big West Conference |
| 2000 | John Smith | 23-33 | .411 | 15-15 (6th) | .500 | Big West Conference |
| 2001 | John Smith | 24-35 | .407 | 4-14 (7th) | .222 | Big West Conference |
| 2002 | John Smith | 22-34 | .393 | 4-20 (9th) | .167 | Big West Conference |
| 2003 | John Smith | 33-24 | .579 | — | — | Independent |
| 2004 | John Smith | 29-32 | .475 | — | — | Independent |
| 2005 | John Smith | 20-36-1 | .360 | — | — | Independent |
| 2006 | John Smith | 20-37 | .351 | 8-16 (6th) | .333 | Rejoined the Western Athletic Conference |
| 2007 | John Smith | 17-40 | .298 | 10-14 (6th) | .417 | Western Athletic Conference |
| 2008 | John Smith | 24-34 | .414 | 14-17 (6th) | .452 | Western Athletic Conference |
| 2009 | John Smith | 27-27 | .500 | 8-14 (7th) | .364 | Western Athletic Conference |
| 2010 | John Smith | 18-35-1 | .343 | 7-17 (7th) | .292 | Western Athletic Conference |
| SMITH (32) | | 882-915-2 | .491 | 221-310 | .416 | 1 Conference Title, 4 NCAA Div. II Regional Berths, 2 NCAA Div. II CWS Appearances |
| 2011 | Reggie Christiansen | 19-39 | .328 | 6-19 (7th) | .240 | Western Athletic Conference |
| 2012 | Reggie Christiansen | 31-28 | .525 | 11-7 (t1st) | .611 | Western Athletic Conference Regular Season Co-Champion |
| 2013 | Reggie Christiansen | 34-25 | .576 | 14-13 (5th) | .519 | Western Athletic Conference |
| 2014 | Reggie Christiansen | 40-24 | .625 | 21-6 (1st) | .778 | WAC Regular Season Champion / WAC Tournament Champion / NCAA Regional (1-2) |
| 2015 | Reggie Christiansen | 33-27 | .550 | 16-11 (t4th) | .593 | Western Athletic Conference |
| 2016 | Reggie Christiansen | 30-28 | .517 | 16-11 (4th) | .593 | Western Athletic Conference |
| 2017 | Reggie Christiansen | 32-29 | .525 | 12-12 (4th) | .500 | WAC Tournament Champion / NCAA Regional (0-2) |
| 2018 | Reggie Christiansen | 35-25 | .583 | 17-7 (t2nd) | .708 | Western Athletic Conference |
| 2019 | Reggie Christiansen | 40-25 | .615 | 18-9 (t4th) | .667 | WAC Tournament Champion / NCAA Regional (1-2) |
| 2020 | Reggie Christiansen | 9-7 | .563 | — | — | Season canceled early due to COVID-19 pandemic |
| 2021 | Reggie Christiansen | 35-22 | .614 | 22-14 (3rd) | .611 | Western Athletic Conference |
| 2022 | Reggie Christiansen | 32-26 | .552 | 17-13 (3rd/W) | .567 | Western Athletic Conference |
| 2023 | Reggie Christiansen | 30-26 | .536 | 14-16 (9th) | .467 | Western Athletic Conference |
| CHRISTIANSEN (13) | | 400-331 | .547 | 185-138 | .573 | 1 WAC Regular Season Title, 3 WAC Tournament titles, 3 NCAA Regional Berths |



Cal Boyes, Head Coach 1957, 1960-75



John Smith, Head Coach 1979-2010



Reggie Christiansen, Head Coach 2011-present

YEAR-BY-YEAR RESULTS

1949

Overall: 12-7

Head Coach: Warren Conrad

** Records Unavailable

1950

Overall: 12-10

Head Coach: William Miller

| | | | |
|------|-------------------------|---|-------|
| 3/9 | UC DAVIS | W | 10-6 |
| 3/11 | FRESNO STATE | L | 13-6 |
| 3/11 | FRESNO STATE | W | 7-3 |
| 3/15 | at Pacific | L | 9-7 |
| 3/18 | CHICO STATE | W | 14-1 |
| 3/18 | CHICO STATE | W | 4-2 |
| | at UC Davis | L | 7-4 |
| | Fresno State | L | 7-4 |
| | Fresno State | W | 13-6 |
| | PACIFIC | W | 8-1 |
| | Chico State | W | 11-5 |
| | Chico State | L | 10-2 |
| | at Cal Poly | L | 9-3 |
| | at Cal Poly | L | 4-3 |
| 4/1 | SAN FRANCISCO STATE | W | 8-5 |
| 4/1 | SAN FRANCISCO STATE | W | 7-5 |
| | San Francisco State | L | 4-3 |
| | San Francisco State | L | 4-3 |
| | at Saint Mary's | L | 9-2 |
| 5/6 | at UC Davis | W | |
| 5/13 | Fairfield Army AFB | W | 30-14 |
| 5/17 | Sacramento Police Dept. | W | 6-0 |

1951

Overall: 12-9

Head Coach: Warren Conrad

| | | | |
|------|------------------------|---|-------|
| 3/10 | at UC Davis | L | 4-2 |
| 3/13 | PACIFIC | W | 12-11 |
| 3/13 | PACIFIC | L | 10-3 |
| 3/17 | SAN FRANCISCO STATE | W | 8-4 |
| 3/17 | SAN FRANCISCO STATE | L | 9-2 |
| 3/31 | FRESNO STATE | L | 5-0 |
| 3/31 | FRESNO STATE | L | 8-4 |
| 4/3 | at San Jose State | W | 11-7 |
| 4/7 | CHICO STATE | W | 14-2 |
| | Travis AFB | W | 14-12 |
| 4/13 | at Chico State | W | 6-5 |
| 4/17 | at Pacific | W | 3-1 |
| 4/20 | at Fresno State | L | 1-0 |
| 4/20 | at Fresno State | L | 5-3 |
| 4/25 | UC DAVIS | W | 22-0 |
| | Yuba City Bears | W | 13-5 |
| 5/2 | at San Francisco State | L | 5-3 |
| 5/2 | at San Francisco State | W | 2-1 |
| 5/4 | SAN JOSE STATE | W | 4-2 |
| 5/4 | SAN JOSE STATE | L | 6-2 |
| 5/5 | at UC Davis | W | 24-4 |

1952

Overall: 19-9

Head Coach: Warren Conrad

| | | | |
|------|-------------------|---|------|
| 3/13 | at UC Davis | L | 9-4 |
| 3/19 | at UC Davis | W | 11-3 |
| 3/20 | at Pacific | W | 2-0 |
| 3/20 | at Pacific | W | 6-5 |
| 3/26 | UC DAVIS | | |
| 3/28 | FRESNO STATE | L | 5-1 |
| 3/28 | FRESNO STATE | L | 15-5 |
| 4/1 | PACIFIC | L | 14-9 |
| 4/1 | PACIFIC | L | 3-0 |
| 4/5 | at San Jose State | L | 5-3 |
| 4/5 | at San Jose State | L | 7-3 |
| 4/18 | at Chico State | W | |
| 4/18 | at Chico State | W | |
| 4/30 | CASTLE AFB | W | 3-0 |
| 5/2 | MATHER AFB | L | 7-4 |

| | | | |
|------|------------------|---|----------|
| 5/6 | at Stanford | W | 6-5 |
| 5/7 | CHICO STATE | L | 10-2 |
| 5/7 | CHICO STATE | W | 3-0 |
| 5/10 | SAN JOSE STATE | T | 1-1 (11) |
| | at San Francisco | W | |
| | Fresno State | W | 4-1 |
| | Fresno State | L | 3-2 |
| | Fresno State | L | 4-0 |

** Records Incomplete

1953

Overall: 12-5

Far Western Conference: 7-3 (1st)

Head Coach: Hal Wolf

| | | | |
|------|----------------|---|-------|
| 3/24 | UC DAVIS | W | 10-2 |
| 3/28 | MATHER AFB | L | |
| 3/28 | MATHER AFB | L | |
| 4/8 | at UC Davis | W | 10-2 |
| 4/11 | PARKS AFB | W | 17-0 |
| 4/11 | PARKS AFB | W | 15-3 |
| 4/14 | PACIFIC | W | 5-2 |
| 4/18 | at Chico State | W | 7-2 |
| 4/18 | at Chico State | W | 9-2 |
| 4/25 | at Parks AFB | W | |
| 4/28 | at UC Davis | W | 5-2 |
| 5/2 | at Pacific | W | 10-2 |
| 5/2 | at Pacific | W | 22-10 |
| 5/5 | at Mather AFB | L | 11-10 |
| 5/9 | FRESNO STATE | L | 8-5 |
| 5/9 | FRESNO STATE | W | 2-1 |
| 5/12 | at Stanford | L | 13-4 |

1954

Overall: 13-7

Far Western Conference: 8-2 (1st)

Head Coach: Hal Wolf

| | | | |
|------|-------------------------|---|------|
| 3/17 | UC DAVIS | W | 3-1 |
| 3/25 | McCLELLAN AFB | L | 8-7 |
| 4/3 | at San Francisco State* | W | 7-3 |
| 4/4 | Represa Eagles | L | 10-7 |
| 4/8 | at McClellan AFB | W | 7-2 |
| 4/10 | SAN FRANCISCO STATE* | W | 4-3 |
| 4/13 | at San Jose State | L | 7-3 |
| 4/20 | PACIFIC | W | 10-8 |
| 4/20 | PACIFIC | W | 7-5 |
| 4/21 | UC DAVIS* | L | 12-3 |
| 4/24 | at Chico State* | W | 10-3 |
| 5/1 | CAL POLY HUMBOLDT* | W | 8-2 |
| 5/1 | CAL POLY HUMBOLDT* | W | 5-2 |
| 5/4 | at Stanford | L | 9-7 |
| 5/6 | at Mather AFB | W | 4-3 |
| 5/8 | at Nevada* | W | 11-3 |
| 5/8 | at Nevada* | W | 10-2 |
| 5/11 | at UC Davis* | W | 8-6 |
| | Mather AFB | L | 6-5 |
| 5/20 | CHICO STATE* | L | 14-3 |

* Far Western Conference game

1955

Overall: 14-11

Far Western Conference: 8-2 (1st)

Head Coach: Hal Wolf

| | | | |
|------|-----------------|---|-------|
| 3/3 | UC DAVIS | W | 9-5 |
| 3/12 | at Fresno State | L | 14-2 |
| 3/12 | at Fresno State | L | 11-1 |
| 3/16 | at UC Davis | L | 6-4 |
| 3/19 | FRESNO STATE | L | 2-0 |
| 3/19 | FRESNO STATE | L | 7-3 |
| 3/21 | PACIFIC | T | 10-10 |
| 3/26 | NEVADA* | W | 2-1 |
| 3/26 | NEVADA* | W | |
| 4/2 | UC DAVIS* | W | 6-0 |
| 4/2 | UC DAVIS* | W | 7-6 |

| | | | |
|------|-------------------------|---|-------|
| 4/12 | McCLELLAN AFB | W | 15-6 |
| 4/16 | at San Francisco State* | W | 4-2 |
| 4/16 | at San Francisco State* | L | 9-5 |
| 4/20 | CHICO STATE | | |
| 4/22 | SAN JOSE STATE | | |
| 4/23 | at Saint Mary's | | |
| 4/27 | at Pacific | W | 12-10 |
| 4/29 | McCLELLAN AFB | | |
| 4/30 | SAINT MARY'S | | |
| 5/3 | at Stanford | W | 1-0 |
| 5/7 | at Chico State* | W | 9-3 |
| 5/10 | at Cal Poly Humboldt* | W | 10-5 |
| 5/10 | at Cal Poly Humboldt* | W | 6-3 |
| 5/17 | CHICO STATE* | L | 4-2 |

* Far Western Conference game

** Records Incomplete

1956

Overall: 18-5

Far Western Conference: 9-1 (1st)

Head Coach: Hal Wolf

| | | | |
|------|----------------------|---|------|
| 3/1 | UC DAVIS | W | 13-3 |
| 3/7 | at UC Davis | W | 9-2 |
| 3/9 | at Pacific | W | 7-0 |
| 3/10 | FRESNO STATE | L | 7-1 |
| 3/10 | FRESNO STATE | L | 3-2 |
| 3/15 | at Saint Mary's | W | 12-2 |
| 3/16 | Travis AFB | W | 18-3 |
| 3/20 | SAN JOSE STATE | W | 8-6 |
| 3/24 | at Stanford | L | 7-4 |
| 3/28 | at UC Davis* | W | 7-5 |
| 4/4 | at Travis AFB | W | 27-7 |
| 4/7 | CHICO STATE* | W | 12-4 |
| 4/10 | McCLELLAN AFB | W | 11-9 |
| 4/14 | PACIFIC | | |
| 4/14 | PACIFIC | | |
| 4/18 | SAINT MARY'S | W | 6-0 |
| 4/21 | CAL POLY HUMBOLDT* | L | 13-6 |
| 4/21 | CAL POLY HUMBOLDT* | W | 10-0 |
| 4/28 | at Chico State* | W | 12-3 |
| 5/2 | McCLELLAN AFB | W | 11-6 |
| | UC DAVIS* | W | 8-1 |
| 5/5 | SAN FRANCISCO STATE* | W | 7-2 |
| 5/5 | SAN FRANCISCO STATE* | W | 11-9 |
| 5/8 | at San Jose State | | |
| 5/12 | NEVADA* | W | 12-3 |
| 5/12 | NEVADA* | W | 7-6 |

* Far Western Conference game

** Records Incomplete

1957

Overall: 20-5

Far Western Conference: 10-0 (1st)

Head Coach: Cal Boyes

| | | | |
|------|-------------------------|---|----------|
| 3/8 | at Fresno State | L | 5-4 |
| 3/8 | at Fresno State | L | 6-1 |
| 3/11 | UC DAVIS | W | 9-3 |
| 3/19 | at San Jose State | L | 8-7 (10) |
| 3/20 | Saint Mary's | W | 8-5 |
| 3/23 | PACIFIC | W | 3-2 |
| 3/23 | PACIFIC | W | 5-3 |
| 3/26 | at California | L | 18-3 |
| 3/27 | UC DAVIS | W | 13-2 |
| 3/30 | TRAVIS AFB | W | 17-1 |
| 4/2 | at Stanford | W | 10-6 |
| 4/6 | at San Francisco State* | W | 7-4 |
| 4/6 | at San Francisco State* | W | 10-5 |
| 4/9 | at Pacific | W | 13-1 |
| 4/13 | CHICO STATE* | W | 5-4 |
| 4/13 | CHICO STATE* | W | 8-4 |
| 4/15 | McCLELLAN AFB | L | 3-2 |
| 4/23 | SAN JOSE STATE | W | 7-4 |
| 4/27 | NEVADA* | W | 6-4 |
| 4/27 | NEVADA* | W | 17-1 |



YEAR-BY-YEAR RESULTS

| | | | |
|------|-----------------------|---|-----|
| 5/5 | at UC Davis* | W | 8-2 |
| 5/5 | at UC Davis* | W | 3-0 |
| 5/7 | SAINT MARY'S | W | 7-1 |
| 5/11 | at Cal Poly Humboldt* | W | 3-1 |
| 5/11 | at Cal Poly Humboldt* | W | 3-2 |

*Far Western Conference game

1958

Overall: 15-8

Far Western Conference: 8-2 (1st)

Head Coach: Hal Wolf

| | | | |
|------|-----------------------|---|-------|
| 3/5 | at UC Davis | W | 18-2 |
| 3/8 | PACIFIC | W | 6-1 |
| 3/8 | PACIFIC | W | 6-0 |
| 3/12 | at Santa Clara | L | |
| 3/18 | at San Jose State | L | 7-3 |
| 3/21 | McCLELLAN AFB | | |
| 3/28 | at Pacific | | |
| 3/28 | at Pacific | | |
| 3/29 | OREGON | | |
| 3/31 | CAL STATE LOS ANGELES | | |
| 4/4 | LONG BEACH STATE | | |
| 4/8 | McClellan AFB | | |
| 4/11 | CAL POLY HUMBOLDT* | W | 11-9 |
| 4/11 | CAL POLY HUMBOLDT* | L | 4-3 |
| 4/15 | at Stanford | L | 10-3 |
| 4/19 | at Chico State* | W | 4-1 |
| 4/19 | at Chico State* | W | 5-2 |
| 4/22 | McClellan AFB | | |
| 4/25 | SAN FRANCISCO STATE* | W | 7-3 |
| 4/25 | SAN FRANCISCO STATE* | L | 5-1 |
| 5/3 | UC DAVIS* | W | 2-0 |
| 5/3 | UC DAVIS* | W | 3-0 |
| 5/9 | SANTA CLARA | W | 16-14 |
| 5/17 | at Nevada* | W | |
| 5/17 | at Nevada* | W | |

*Far Western Conference game

**Records Incomplete

1959

Overall: 21-9

Far Western Conference: 8-2 (1st)

Head Coach: Hal Wolf

| | | | |
|------|-------------------------|---|----------|
| 3/7 | at Pacific | L | 2-1 |
| 3/7 | at Pacific | W | 16-5 |
| 3/10 | PACIFIC | W | 7-0 |
| 3/11 | UC DAVIS | W | 12-5 |
| 3/18 | SAN JOSE STATE | L | 10-3 |
| 3/20 | CAL POLY HUMBOLDT | L | 8-7 (11) |
| 3/20 | CAL POLY HUMBOLDT | W | 7-4 |
| 3/24 | at Chico State | W | 7-4 (11) |
| 3/24 | at Chico State | W | 10-4 |
| 3/31 | FRESNO STATE | W | 5-3 |
| 3/31 | FRESNO STATE | L | 9-0 |
| 4/4 | at Stanford | L | 5-1 |
| 4/11 | TRAVIS AFB | | |
| 4/11 | TRAVIS AFB | | |
| 4/14 | at Saint Mary's | | |
| 4/18 | CHICO STATE* | L | 17-5 |
| 4/18 | CHICO STATE* | W | 4-3 |
| 4/28 | SAINT MARY'S | W | 5-4 |
| 5/2 | at UC Davis* | W | 14-7 |
| 5/2 | at UC Davis* | W | 13-1 |
| 5/5 | at Fresno State | L | 9-5 |
| 5/5 | at Fresno State | L | 9-4 |
| 5/9 | NEVADA* | W | 10-5 |
| 5/9 | NEVADA* | W | 7-4 |
| 5/12 | at San Jose State | W | 6-0 |
| 5/16 | at Cal Poly Humboldt* | W | 4-1 |
| 5/16 | at Cal Poly Humboldt* | L | 5-4 |
| 5/20 | at San Francisco State* | W | 5-2 |
| 5/20 | at San Francisco State* | W | 4-1 |



Members of the 1961 Sacramento State team are welcomed home following their runner-up finish the NAIA College World Series in Sioux City, Iowa, falling to East Carolina in a winner-take-all championship game

*Far Western Conference game

**Records Incomplete

1960

Overall: 19-12-1

Far Western Conference: 7-3 (1st)

Head Coach: Cal Boyes

| | | | |
|------|----------------------|---|----------|
| 2/26 | PACIFIC | W | 6-5 |
| 2/26 | PACIFIC | W | 7-5 |
| 3/16 | CALIFORNIA | L | 10-1 |
| 3/19 | SAN JOSE STATE | L | 6-3 |
| 3/19 | SAN JOSE STATE | T | 1-1 |
| 3/22 | at McClellan AFB | L | 8-5 |
| 3/26 | CHICO STATE | W | 3-0 |
| 3/26 | CHICO STATE | W | 5-4 |
| 3/29 | FRESNO STATE | W | 8-6 |
| 3/29 | FRESNO STATE | L | 9-2 |
| 3/30 | at UC Davis | W | 10-4 |
| 4/2 | at Saint Mary's | W | 4-3 |
| 4/2 | at Saint Mary's | W | 8-0 |
| 4/9 | McCLELLAN AFB | W | 17-11 |
| 4/9 | McCLELLAN AFB | L | 11-7 |
| | CAL POLY HUMBOLDT | W | 3-0 |
| | CAL POLY HUMBOLDT | W | 9-1 |
| 4/19 | at Fresno State | L | 8-4 |
| 4/19 | at Fresno State | L | 4-2 |
| 4/21 | SAN FRANCISCO STATE* | W | 5-3 |
| | SAINT MARY'S | W | 6-1 |
| 4/30 | UC DAVIS* | W | 10-3 |
| 4/30 | UC DAVIS* | W | 16-5 |
| | at San Jose State | L | 4-1 |
| 5/7 | at Nevada* | W | 12-2 |
| 5/7 | at Nevada* | W | 10-2 |
| 5/10 | at Stanford | L | 13-7 |
| 5/14 | CAL POLY HUMBOLDT* | L | 6-2 |
| 5/14 | CAL POLY HUMBOLDT* | W | 13-1 |
| 5/21 | Chico State* | L | 3-2 |
| 5/21 | Chico State* | L | 3-2 |
| 5/27 | San Francisco State* | W | 2-1 (10) |

*Far Western Conference game

1961

Overall: 22-14

Far Western Conference: 7-3 (1st)

Head Coach: Cal Boyes

| | | | |
|------|------------|---|-----|
| 3/4 | PACIFIC | L | 6-1 |
| 3/4 | PACIFIC | L | 4-3 |
| 3/11 | at Pacific | L | 2-0 |

| | | | |
|------|--------------------------|---|----------|
| 3/11 | at Pacific | L | 3-2 |
| 3/14 | at Fresno State | L | 8-5 |
| 3/14 | at Fresno State | L | 3-0 |
| 3/18 | SAN JOSE STATE | W | 5-2 |
| 3/18 | SAN JOSE STATE | W | 5-0 |
| 3/25 | OREGON STATE | W | 8-7 (10) |
| 3/28 | CAL POLY HUMBOLDT | W | 5-1 |
| 3/28 | CAL POLY HUMBOLDT | W | 5-2 |
| 4/4 | at Chico State | W | 13-4 |
| 4/4 | at Chico State | W | 8-1 |
| 4/7 | at San Jose State | L | 5-3 |
| 4/11 | FRESNO STATE | W | 7-4 |
| 4/11 | FRESNO STATE | L | 3-0 |
| 4/14 | at UC Davis* | L | 2-1 |
| 4/14 | at UC Davis* | L | 11-8 |
| 4/18 | at California | L | 7-4 |
| 4/22 | NEVADA* | W | 6-0 |
| 4/22 | NEVADA* | W | 8-5 |
| 4/30 | at Cal Poly Humboldt* | W | 9-2 |
| 4/30 | at Cal Poly Humboldt* | W | 3-1 |
| 5/5 | CHICO STATE* | W | 3-0 |
| 5/5 | CHICO STATE* | W | 3-2 |
| 5/9 | HAMILTON AFB | W | 14-7 |
| 5/13 | at San Francisco State* | W | 4-2 |
| 5/13 | at San Francisco State* | L | 5-3 |
| 5/19 | ! vs. Whittier College | W | 8-2 |
| 5/20 | ! vs. Redlands | W | 8-2 |
| 6/6 | \$ vs. Omaha | L | 2-1 |
| 6/7 | \$ vs. Slippery Rock | W | 5-3 |
| 6/8 | \$ vs. Sam Houston State | W | 13-1 |
| 6/9 | \$ vs. Grambling State | W | 4-2 |
| 6/10 | \$ vs. East Carolina | W | 14-5 |
| 6/10 | \$ vs. East Carolina | L | 13-7 |

*Far Western Conference game

! NAIA District 3 Playoffs (Claremont, Calif.)

\$ NAIA College World Series (2nd) (Sioux City, Iowa)

1962

Overall: 16-14

Far Western Conference: 7-3 (2nd)

Head Coach: Cal Boyes

| | | | |
|------|-------------------|---|----------|
| 3/10 | at San Francisco | L | 2-0 |
| 3/10 | at San Francisco | W | 6-4 |
| 3/12 | CALIFORNIA | L | 5-4 (10) |
| 3/16 | at San Jose State | L | 2-1 |
| 3/16 | at San Jose State | L | 12-3 |
| 3/20 | FRESNO STATE | L | 14-2 |
| 3/20 | FRESNO STATE | L | 6-2 |

YEAR-BY-YEAR RESULTS

| | | | |
|------|----------------------|---|-------|
| 3/27 | at Fresno State | L | 10-2 |
| 3/27 | at Fresno State | L | 5-4 |
| 3/30 | CAL POLY HUMBOLDT | W | 13-12 |
| 3/31 | at Chico State | W | 14-4 |
| 3/31 | at Chico State | W | 9-3 |
| 4/3 | PACIFIC | W | 5-1 |
| 4/6 | at Nevada* | L | 10-9 |
| 4/6 | at Nevada* | W | 6-5 |
| 4/10 | WASHINGTON STATE | L | 4-3 |
| 4/14 | CAL POLY HUMBOLDT* | W | 14-0 |
| 4/14 | CAL POLY HUMBOLDT* | W | 11-4 |
| 4/17 | UC DAVIS | W | 3-0 |
| 4/17 | UC DAVIS | W | 6-2 |
| 4/24 | at UC Davis | W | 27-5 |
| 4/28 | at Chico State* | W | 9-6 |
| 4/28 | at Chico State* | W | 13-3 |
| 4/30 | at Pacific | W | 3-2 |
| 5/4 | SANTA CLARA | L | 8-2 |
| 5/5 | SAN FRANCISCO STATE* | L | 2-0 |
| 5/5 | SAN FRANCISCO STATE* | L | 5-4 |
| 5/8 | at Santa Clara | L | 7-1 |
| 5/11 | UC DAVIS* | W | 7-4 |
| 5/11 | UC DAVIS* | W | 8-6 |

1963

Overall: 13-11

Far Western Conference: 7-3 (2nd)

Head Coach: Cal Boyes

| | | | |
|------|-------------------------|---|------|
| 3/6 | at California | L | 5-0 |
| 3/12 | at Fresno State | L | 13-9 |
| 3/12 | at Fresno State | L | 5-2 |
| 3/22 | Pacific | L | 4-0 |
| 3/26 | FRESNO STATE | W | 8-4 |
| 3/26 | FRESNO STATE | L | 10-0 |
| 4/2 | UC DAVIS | W | 6-2 |
| 4/9 | PASADENA COLLEGE | W | 9-0 |
| 4/9 | PASADENA COLLEGE | L | 7-3 |
| 4/16 | PACIFIC | L | 7-1 |
| 4/16 | PACIFIC | W | 3-1 |
| 4/23 | SAN JOSE STATE | L | 6-0 |
| 4/23 | SAN JOSE STATE | W | 4-0 |
| 4/27 | at San Francisco State* | L | 6-5 |
| 4/27 | at San Francisco State* | W | 5-3 |
| 4/30 | Saint Mary's | W | 7-4 |
| 5/4 | at UC Davis* | W | 6-3 |
| 5/4 | at UC Davis* | L | 6-2 |
| 5/7 | CHICO STATE* | W | 11-2 |
| 5/7 | CHICO STATE* | W | 4-3 |

| | | | |
|------|-----------------------|---|------|
| 5/11 | NEVADA* | W | 1-0 |
| 5/11 | NEVADA* | W | 10-0 |
| 5/14 | at Cal Poly Humboldt* | W | 6-1 |
| 5/14 | at Cal Poly Humboldt* | L | 4-2 |

* Far Western Conference game

1964

Overall: 31-9

Far Western Conference: 11-1 (1st)

Head Coach: Cal Boyes

| | | | |
|------|------------------------|---|----------|
| 3/2 | at Fresno State | L | 16-7 |
| 3/2 | at Fresno State | L | 11-3 |
| 3/4 | at Chico State | W | 3-2 |
| 3/4 | at Chico State | W | 5-3 |
| 3/10 | FRESNO STATE | L | 6-5 |
| 3/10 | FRESNO STATE | L | 2-0 |
| 3/14 | SAN JOSE STATE | L | 5-3 |
| 3/14 | SAN JOSE STATE | W | 5-2 |
| 3/16 | CALIFORNIA | W | 5-4 |
| 3/17 | at Pacific | W | 8-0 |
| 3/21 | at Cal State East Bay* | L | 4-0 |
| 3/21 | at Cal State East Bay* | W | 8-1 |
| | PACIFIC | W | 4-0 |
| 3/31 | SAN FRANCISCO | W | 6-3 |
| 3/31 | SAN FRANCISCO | W | 3-1 |
| 4/4 | at San Francisco State | W | 6-3 |
| 4/4 | at San Francisco State | W | 3-1 |
| 4/6 | WASHINGTON STATE | L | 8-0 |
| 4/6 | WASHINGTON STATE | L | 1-0 |
| 4/7 | NEVADA | W | 3-1 |
| 4/7 | NEVADA | W | 4-3 |
| 4/11 | CAL POLY HUMBOLDT* | W | 4-1 |
| 4/11 | CAL POLY HUMBOLDT* | W | 8-1 |
| 4/13 | at Saint Mary's | W | 7-0 |
| 4/13 | at Saint Mary's | L | 5-3 |
| 4/17 | at UC Davis* | W | 3-1 |
| 4/17 | at UC Davis* | W | 6-5 (11) |
| 4/21 | CAL STATE EAST BAY | W | 3-1 |
| 4/21 | CAL STATE EAST BAY | W | 7-0 |
| 4/25 | SAN FRANCISCO STATE* | W | 3-2 |
| 4/25 | SAN FRANCISCO STATE* | W | 12-4 |
| 4/28 | SAN JOSE STATE | W | 4-1 |
| 4/28 | SAN JOSE STATE | W | 3-2 |
| 5/1 | NEVADA* | W | 12-5 |
| 5/1 | NEVADA* | W | 14-1 |
| 5/5 | SAINT MARY'S | W | 8-1 |
| 5/9 | CHICO STATE* | W | 7-4 |

| | | | |
|------|----------------------|---|------|
| 5/9 | CHICO STATE* | W | 6-0 |
| 5/22 | vs. Cal Poly! | W | 10-3 |
| 5/23 | at Long Beach State! | W | 1-0 |

! NCAA Pacific Coast College Division Regionals (Long Beach, Calif.)

1965

Overall: 19-15

Far Western Conference: 10-2 (1st)

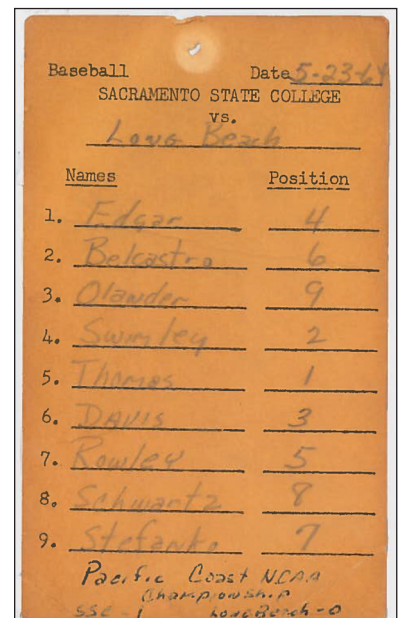
Head Coach: Cal Boyes

| | | | |
|------|-------------------------|---|----------|
| 2/26 | STANFORD | L | 13-1 |
| | at Nevada | L | 12-1 |
| | at Nevada | W | 11-1 |
| 3/9 | at San Jose State | W | 5-1 |
| 3/9 | at San Jose State | W | 6-2 |
| 3/16 | at Fresno State | L | 4-1 |
| 3/16 | at Fresno State | L | 7-6 |
| 3/19 | at San Francisco | L | 5-2 |
| 3/19 | at San Francisco | L | 2-0 |
| 3/23 | FRESNO STATE | L | 2-1 |
| 3/23 | FRESNO STATE | L | 6-1 |
| 3/27 | at Cal Poly Humboldt* | W | 4-0 |
| 3/27 | at Cal Poly Humboldt* | W | 10-4 |
| 3/30 | at California | L | 6-5 |
| 4/3 | UC DAVIS* | W | 1-0 |
| 4/3 | UC DAVIS* | W | 4-2 |
| 4/6 | SAN FRANCISCO | W | 8-2 |
| 4/6 | SAN FRANCISCO | W | 2-0 |
| 4/7 | WASHINGTON STATE | L | 6-5 |
| 4/7 | WASHINGTON STATE | L | 5-0 |
| | CAL POLY HUMBOLDT | W | 2-0 |
| | CAL POLY HUMBOLDT | W | 8-2 |
| 4/24 | NEVADA* | L | 5-4 |
| 4/24 | NEVADA* | W | 3-0 |
| 4/28 | at Pacific | W | 7-2 |
| 5/1 | at Chico State* | W | 9-0 |
| 5/1 | at Chico State* | W | 10-6 |
| 5/5 | PACIFIC | W | 6-1 |
| 5/7 | CAL STATE EAST BAY* | W | 2-1 |
| 5/7 | CAL STATE EAST BAY* | W | 9-4 |
| 5/11 | at San Francisco State* | L | 4-2 |
| 5/11 | at San Francisco State* | W | 3-0 |
| 5/21 | ! vs. Chapman | L | 5-4 (13) |
| 5/22 | ! vs. Pepperdine | L | 6-2 |

! NCAA Pacific Coast College Division Regionals (Reno, Nev.)



Front row (left to right) Roger Fong, Ken Scanavino, John Olander, Kim Wallace, Jim Chatham, Ray McCreary and John Zeebuyth.
 Second row (left to right) Standing, Coach Cal Boyes; Seated, Dick Bach, Norm Marks, Dean Andoe, Darrel McRorie, Andy Braio, Jim Greene and Don Epps.
 Third row (left to right) Doug Hatley, Bud Addington, Tom Pugliese, Bob Dugger, Don Mannini, Dick Kempster, Dennis Larson, Les Kuhnz, Phil Kiefer, Bob Napoli: (captain).



The 1964 Hornets defeated Long Beach State by a 1-0 score in the NCAA District 8 Regional championship game in Southern California.

YEAR-BY-YEAR RESULTS

1966

Overall: 14-19-1

Far Western Conference: 6-6 (4th)

Head Coach: Cal Boyes

| | | | |
|------|------------------------|---|----------|
| 3/1 | NEVADA | L | 5-0 |
| 3/1 | NEVADA | W | 7-3 |
| 3/5 | SAN FRANCISCO | L | 3-0 |
| 3/5 | SAN FRANCISCO | T | 1-1 (10) |
| 3/8 | FRESNO STATE | L | 6-3 |
| 3/8 | FRESNO STATE | L | 4-2 |
| 3/12 | at Chico State | W | 4-3 |
| 3/12 | at Chico State | W | 2-1 |
| 3/15 | at Fresno State | L | 4-3 (12) |
| 3/15 | at Fresno State | L | 2-0 |
| 3/19 | SAN JOSE STATE | W | 4-0 |
| 3/19 | SAN JOSE STATE | L | 1-0 |
| 3/22 | PACIFIC | W | 10-4 |
| 3/26 | CAL POLY HUMBOLDT* | W | 3-2 |
| 3/26 | CAL POLY HUMBOLDT* | L | 10-5 |
| 4/2 | at UC Davis* | W | 9-4 |
| 4/2 | at UC Davis* | W | 4-3 |
| 4/4 | at Fresno State | W | 9-8 |
| | California | L | 4-3 (11) |
| | Washington State | L | 10-7 |
| | Nevada | L | 9-3 |
| | at Cal Poly Humboldt | L | 7-3 |
| | at Cal Poly Humboldt | L | 3-2 |
| 4/12 | SAN FRANCISCO | W | 4-1 |
| 4/12 | SAN FRANCISCO | L | 7-0 |
| 4/16 | SAN FRANCISCO STATE* | W | 2-1 |
| 4/16 | SAN FRANCISCO STATE* | W | 4-3 |
| 4/20 | at Pacific | L | 4-1 |
| 4/23 | at Nevada* | L | 5-1 |
| 4/23 | at Nevada* | L | 5-1 |
| 4/30 | CHICO STATE* | W | 2-1 |
| 4/30 | CHICO STATE* | L | 2-1 |
| 5/6 | at Cal State East Bay* | W | 5-0 |
| 5/6 | at Cal State East Bay* | W | 6-5 |

* Far Western Conference game

1967

Overall: 14-19

Far Western Conference: 6-8 (7th)

Head Coach: Cal Boyes

| | | | |
|------|-------------------------|---|----------|
| 2/25 | at Stanford | L | 6-3 |
| 3/1 | PACIFIC | W | 5-3 |
| 3/4 | CHICO STATE | W | 3-1 |
| 3/4 | CHICO STATE | W | 5-2 |
| 3/7 | at Fresno State | L | 4-3 |
| 3/7 | at Fresno State | L | 6-1 |
| 3/18 | at San Francisco | L | 6-5 |
| 3/18 | at San Francisco | L | 6-1 |
| 3/20 | OREGON | W | 7-0 |
| 3/21 | CAL POLY HUMBOLDT | L | 2-0 |
| 3/21 | CAL POLY HUMBOLDT | W | 5-3 |
| 3/28 | SAN FRANCISCO | L | 3-1 |
| 3/28 | SAN FRANCISCO | L | 6-4 |
| 4/1 | UC DAVIS* | L | 4-1 |
| 4/1 | UC DAVIS* | W | 3-1 |
| 4/8 | at San Francisco State* | L | 1-0 |
| 4/8 | at San Francisco State* | L | 5-4 (10) |
| 4/10 | WASHINGTON STATE | W | 3-2 |
| 4/12 | at Santa Clara | L | 4-1 |
| 4/25 | NEVADA* | W | 2-1 |
| 4/25 | NEVADA* | W | 4-3 |
| 4/27 | at Pacific | L | 10-4 |
| 4/29 | CAL STATE EAST BAY* | L | 6-3 |
| 4/29 | CAL STATE EAST BAY* | W | 7-2 |
| 5/2 | at Chico State* | W | 8-1 |
| 5/2 | at Chico State* | L | 10-3 |
| 5/4 | at San Jose State | W | 5-0 |
| 5/6 | at Sonoma State* | L | 4-3 (15) |
| 5/6 | at Sonoma State* | W | 11-0 |
| 5/9 | FRESNO STATE | W | 3-2 |
| 5/9 | FRESNO STATE | L | 4-1 |



The Sacramento State squad, bottom row, left to right, Bob Goulding, Desi Navares, Tim Margetich, Dennis DeRoss, Mike Alberghini, Don Noriel, Pat Reilly, Rex Williams, Gene Balanza, Chuck Heinrich, Tom Lumbrazzo. The second row, left to right, Al Sepe, Jim Bodenhamer, Dennis Younglove, Sonny Dixon, Rich LaChapelle, Larry Bailey, Ben Bodding, Jack Hill and Sandy Hillerman. The third row, standing left to right, Coach Cal Boyes, Gary Hill, Jon DeVisscher, Steve Tobias, Mike Furtado, Dan Smith, Jerry Karnow, Assistant Coach Ev Shelton and Trainer Lew Crowl.

After a slow start, the 1968 Sacramento State baseball team advanced to the Pacific Coast College Division Regionals, opening with a win over Seattle Pacific before falling in its final two contests. The Hornets won just five non-conference games before taking the Far Western Conference by storm, posting a 12-2 mark to take home the conference title, sweeping rival UC Davis on the final day to clinch their spot in the playoffs.

| | | | |
|------|-----------------------|---|-----|
| 5/13 | at Cal Poly Humboldt* | L | 3-0 |
| 5/13 | at Cal Poly Humboldt* | L | 6-3 |

1968

Overall: 17-22

Far Western Conference: 12-2 (1st)

Head Coach: Cal Boyes

| | | | |
|------|------------------------|---|----------|
| | Pirate Rookies | W | 5-4 |
| 3/1 | at Chico State | L | 5-2 |
| 3/1 | at Chico State | W | 9-4 |
| 3/5 | FRESNO STATE | L | 6-3 |
| 3/5 | FRESNO STATE | L | 3-2 |
| 3/9 | at Santa Clara | L | 3-2 |
| 3/9 | at Santa Clara | L | 3-2 |
| 3/12 | at Fresno State | L | 3-2 |
| 3/12 | at Fresno State | L | 2-1 |
| 3/18 | OREGON STATE | L | 5-2 |
| 3/19 | PACIFIC | W | 7-1 |
| 3/20 | PORTLAND STATE | W | 10-8 |
| 3/20 | PORTLAND STATE | L | 6-2 |
| 3/23 | SAN FRANCISCO STATE* | W | 3-0 |
| 3/23 | SAN FRANCISCO STATE* | W | 8-3 |
| 3/26 | at San Francisco | L | 10-6 |
| 3/26 | at San Francisco | L | 8-5 |
| 3/30 | at Nevada* | L | 6-3 |
| 3/30 | at Nevada* | W | 9-7 |
| 4/2 | at Pacific | L | 3-1 |
| 4/6 | CHICO STATE* | W | 2-0 |
| 4/6 | CHICO STATE* | W | 7-3 |
| 4/17 | at California | L | 10-8 |
| 4/20 | at Cal State East Bay* | L | 3-0 |
| 4/20 | at Cal State East Bay* | W | 2-1 |
| 4/23 | SAN FRANCISCO | L | 8-3 |
| 4/23 | SAN FRANCISCO | L | 3-1 |
| 4/27 | SONOMA STATE* | W | 17-0 |
| 4/27 | SONOMA STATE* | W | 12-1 |
| 4/30 | NEVADA | W | 3-2 |
| 4/30 | NEVADA | L | 8-6 |
| 5/4 | CAL POLY HUMBOLDT* | W | 6-3 |
| 5/4 | CAL POLY HUMBOLDT* | W | 7-2 |
| 5/7 | at Stanford | L | 5-0 |
| 5/11 | at UC Davis* | W | 4-1 |
| 5/11 | at UC Davis* | W | 5-4 (10) |
| 5/23 | ! vs. Seattle Pacific | W | 6-3 |
| 5/24 | ! vs. Chapman | L | 7-3 |
| 5/25 | ! vs. Seattle Pacific | L | 4-3 |

** Records Incomplete

! NCAA Pacific Coast College Division Regionals (Anaheim, Calif.)

1969

Overall: 23-20

Far Western Conference: 16-5 (1st)

Head Coach: Cal Boyes

| | | | |
|------|-------------------------|---|-------|
| 3/4 | FRESNO STATE | L | 3-1 |
| 3/4 | FRESNO STATE | L | 2-1 |
| 3/5 | SANTA CLARA | L | 8-0 |
| 3/5 | SANTA CLARA | L | 8-2 |
| | at Fresno State | L | 7-3 |
| | at Fresno State | L | 9-3 |
| 3/14 | LINFIELD COLLEGE | L | 4-2 |
| 3/15 | at Nevada | L | 6-5 |
| 3/15 | at Nevada | L | 9-8 |
| 3/17 | LINFIELD COLLEGE | W | 4-2 |
| 3/17 | LINFIELD COLLEGE | W | 3-2 |
| 3/18 | PACIFIC | L | 7-4 |
| 3/21 | NEVADA* | W | 3-1 |
| 3/22 | NEVADA* | W | 2-1 |
| 3/22 | NEVADA* | L | 14-12 |
| 3/25 | at San Francisco | W | 6-4 |
| 3/25 | at San Francisco | L | 5-2 |
| 3/26 | SAINT MARY'S | W | 4-2 |
| 3/28 | at Chico State* | W | 3-2 |
| 3/29 | at Chico State* | L | 5-0 |
| 3/29 | at Chico State* | W | 7-3 |
| 4/8 | SAN JOSE STATE | W | 14-4 |
| 4/8 | WASHINGTON STATE | L | 4-3 |
| 4/11 | CAL STATE EAST BAY* | L | 5-4 |
| 4/12 | CAL STATE EAST BAY* | W | 2-1 |
| 4/12 | CAL STATE EAST BAY* | W | 13-5 |
| 4/15 | CALIFORNIA | L | 5-3 |
| 4/18 | at Sonoma State* | W | 8-2 |
| 4/19 | at Sonoma State* | W | 3-2 |
| 4/19 | at Sonoma State* | W | 15-3 |
| 4/22 | at Pacific | L | 1-0 |
| 4/26 | at Cal Poly Humboldt* | W | 11-10 |
| 4/26 | at Cal Poly Humboldt* | W | 15-1 |
| 4/27 | at Cal Poly Humboldt* | L | 10-9 |
| 4/29 | SAN FRANCISCO | W | 8-5 |
| 4/29 | SAN FRANCISCO | L | 2-1 |
| 5/2 | at UC Davis* | W | 8-3 |
| 5/3 | UC DAVIS* | W | 3-0 |
| 5/3 | UC DAVIS* | W | 7-2 |
| 5/6 | at Saint Mary's | W | 12-3 |
| 5/9 | at San Francisco State* | W | 4-0 |
| 5/10 | at San Francisco State* | L | 4-3 |
| 5/10 | at San Francisco State* | W | 5-2 |
| 5/20 | ! CHAPMAN | L | 10-3 |
| 5/21 | ! PUGET SOUND | L | 12-7 |

! NCAA Pacific Coast College Division Regionals (Sacramento, Calif.)

YEAR-BY-YEAR RESULTS

1970

Overall: 28-20

Far Western Conference: 12-6

Head Coach: Cal Boyes

| | | | |
|------|-------------------------|---|----------|
| 3/3 | at Nevada | L | 4-1 |
| 3/3 | at Nevada | W | 6-3 |
| 3/7 | NEVADA | L | 4-3 (10) |
| 3/7 | NEVADA | W | 3-1 |
| 3/10 | at San Francisco | W | 4-3 (10) |
| 3/10 | at San Francisco | L | 4-2 |
| 3/14 | LINFIELD COLLEGE | W | 12-5 |
| 3/14 | LINFIELD COLLEGE | W | 6-5 |
| 3/16 | PACIFIC | W | 3-1 |
| 3/17 | LINFIELD COLLEGE | W | 6-4 |
| 3/20 | CHICO STATE* | W | 12-1 |
| 3/21 | CHICO STATE* | W | 4-1 |
| 3/21 | CHICO STATE* | W | 11-7 |
| 3/31 | FRESNO STATE | L | 6-0 |
| 3/31 | FRESNO STATE | W | 7-5 |
| 4/2 | UC IRVINE | L | 6-4 |
| 4/3 | at Cal State East Bay* | L | 7-6 |
| 4/4 | at Cal State East Bay* | L | 5-4 |
| 4/4 | at Cal State East Bay* | W | 13-6 |
| 4/7 | WASHINGTON STATE | W | 5-4 |
| 4/7 | WASHINGTON STATE | L | 4-2 |
| 4/8 | at California | L | 16-9 |
| 4/11 | STANISLAUS STATE | W | 13-0 |
| 4/11 | STANISLAUS STATE | W | 15-3 |
| 4/17 | CAL POLY HUMBOLDT* | L | 5-1 |
| 4/18 | CAL POLY HUMBOLDT* | W | 3-1 |
| 4/18 | CAL POLY HUMBOLDT* | W | 1-0 |
| 4/20 | at Pacific | L | 11-9 |
| 4/21 | at Stanislaus State | L | 7-5 |
| 4/21 | at Stanislaus State | W | 15-1 |
| 4/24 | UC DAVIS* | L | 5-2 |
| 4/25 | at UC Davis* | L | 7-0 |
| 4/25 | at UC Davis* | W | 5-1 |
| 4/28 | at Fresno State | L | 5-1 |
| 4/28 | at Fresno State | L | 2-0 |
| 5/1 | SAN FRANCISCO STATE* | W | 8-5 |
| 5/2 | SAN FRANCISCO STATE* | W | 6-1 |
| 5/2 | SAN FRANCISCO STATE* | W | 13-3 |
| 5/5 | SAN FRANCISCO | L | 7-6 |
| 5/5 | SAN FRANCISCO | W | 7-6 |
| 5/8 | at Sonoma State* | W | 7-3 |
| 5/9 | at Sonoma State* | L | 5-4 |
| 5/9 | at Sonoma State* | W | 7-6 (11) |
| 5/15 | ! vs. Cal Poly Humboldt | W | 10-2 |
| 5/16 | ! vs. Cal Poly Humboldt | W | 6-4 |
| 5/19 | \$ CSUN | L | 10-0 |
| 5/20 | \$ UC IRVINE | W | 5-3 |
| 5/21 | \$ CHAPMAN | L | 4-0 |

* Far Western Conference game

! Playoff for NCAA Regional berth (Chico, Calif.)

\$ NCAA Pacific Coast College Division Regionals (Sacramento, Calif.)

1971

Overall: 20-19-1

Far Western Conference: 12-6 (1st)

Head Coach: Cal Boyes

| | | | |
|------|---------------------|---|---------|
| 3/2 | SAN FRANCISCO | L | 8-4 |
| 3/2 | SAN FRANCISCO | L | 3-1 |
| 3/6 | NEVADA | W | 10-6 |
| 3/6 | NEVADA | T | 4-4 |
| 3/11 | BYU | L | 11-6 |
| 3/11 | BYU | L | 9-1 |
| 3/13 | at Stanislaus State | L | 5-2 |
| 3/13 | at Stanislaus State | W | 6-1 |
| 3/15 | FRESNO STATE | W | 3-2 |
| 3/15 | FRESNO STATE | T | 1-1 (8) |
| 3/16 | PACIFIC | L | 15-10 |
| 3/19 | CAL STATE EAST BAY* | W | 6-4 |
| 3/20 | CAL STATE EAST BAY* | L | 3-1 |
| 3/20 | CAL STATE EAST BAY* | W | 9-2 |

| | | | |
|------|---------------------------|---|------------|
| 3/22 | LINFIELD COLLEGE | L | 5-4 |
| 3/24 | LINFIELD COLLEGE | L | 2-1 |
| 3/24 | LINFIELD COLLEGE | L | 5-0 |
| 3/29 | at Nevada | L | 10-4 |
| 3/29 | at Nevada | W | 10-2 |
| 3/30 | STANISLAUS STATE | W | 3-1 |
| 4/2 | at Cal Poly Humboldt* | L | 7-2 |
| 4/3 | at Cal Poly Humboldt* | L | 3-2 |
| 4/3 | at Cal Poly Humboldt* | W | 11-5 |
| 4/13 | at Fresno State | L | 9-0 |
| 4/13 | at Fresno State | W | 5-2 |
| 4/16 | at UC Davis* | W | 12-5 |
| 4/17 | UC DAVIS* | L | 15-3 |
| 4/17 | UC DAVIS* | L | 7-3 |
| 4/21 | CALIFORNIA | W | 11-6 |
| 4/22 | at Pacific | L | 6-3 |
| 4/23 | at San Francisco State*\$ | L | 4-3 |
| 4/24 | at San Francisco State*\$ | L | 9-8 |
| 4/24 | at San Francisco State*\$ | L | 17-16 (11) |
| 4/30 | SONOMA STATE* | L | 7-5 (11) |
| 5/1 | SONOMA STATE* | W | 3-2 |
| 5/1 | SONOMA STATE* | W | 7-4 |
| 5/4 | at San Francisco | L | 11-1 |
| 5/4 | at San Francisco | W | 6-5 |
| 5/7 | at Chico State* | W | 8-6 (13) |
| 5/14 | at Chico State* | W | 7-5 |
| 5/14 | at Chico State* | W | 15-0 |

* Far Western Conference game

\$ Game later forfeited by San Francisco State

1972

Overall: 26-22

Far Western Conference: 12-6 (3rd)

Head Coach: Cal Boyes

| | | | |
|------|----------------------|---|----------|
| 2/29 | PACIFIC | L | 4-2 |
| 3/4 | NEVADA | W | 7-0 |
| 3/4 | NEVADA | L | 4-2 |
| 3/7 | at Stanislaus State | L | 6-5 |
| 3/7 | at Stanislaus State | W | 5-2 |
| 3/9 | at San Jose State | L | 4-3 (10) |
| 3/9 | at San Jose State | L | 2-1 (10) |
| 3/10 | SAN FRANCISCO | W | 10-5 |
| 3/10 | SAN FRANCISCO | W | 9-3 |
| 3/14 | at Fresno State | L | 5-4 (15) |
| 3/14 | at Fresno State | L | 3-1 |
| 3/17 | GONZAGA | L | 5-3 |
| 3/18 | STANISLAUS STATE | W | 5-4 |
| 3/18 | STANISLAUS STATE | L | 3-1 |
| 3/20 | LINFIELD COLLEGE | W | 6-1 |
| 3/20 | LINFIELD COLLEGE | W | 7-4 |
| 3/21 | PACIFIC (Ore.) | L | 4-3 |
| 3/21 | PACIFIC (Ore.) | W | 3-2 |
| 3/22 | LINFIELD COLLEGE | W | 5-4 |
| 3/22 | LINFIELD COLLEGE | T | 6-6 |
| 3/23 | SOUTHERN OREGON | W | 8-1 |
| 3/23 | SOUTHERN OREGON | W | 5-2 |
| 3/24 | EASTERN OREGON | W | 5-4 |
| 3/24 | EASTERN OREGON | L | 4-2 |
| 4/4 | California | L | 14-4 |
| 4/7 | CAL POLY HUMBOLDT* | W | 3-2 |
| 4/8 | CAL POLY HUMBOLDT* | W | 7-0 |
| 4/8 | CAL POLY HUMBOLDT* | L | 2-1 |
| 4/14 | UC DAVIS* | L | 3-1 |
| 4/15 | at UC Davis* | W | 5-1 |
| 4/15 | at UC Davis* | W | 4-3 |
| | FRESNO STATE | L | 9-8 |
| | FRESNO STATE | L | 7-6 |
| 4/21 | SAN FRANCISCO STATE* | W | 9-5 |
| 4/22 | SAN FRANCISCO STATE* | W | 7-4 |
| 4/22 | SAN FRANCISCO STATE* | W | 7-4 |
| | at Pacific | L | 3-1 |
| 4/28 | at Sonoma State* | W | 10-5 |
| 4/29 | at Sonoma State* | W | 6-5 |
| 4/29 | at Sonoma State* | W | 8-6 |
| 5/5 | CHICO STATE* | L | 10-6 |

| | | | |
|------|------------------------|---|----------|
| 5/6 | CHICO STATE* | L | 8-6 |
| 5/6 | CHICO STATE* | W | 9-1 |
| 5/9 | SAN JOSE STATE | W | 5-1 |
| | at San Francisco | W | 7-4 |
| | at San Francisco | L | 17-8 |
| 5/12 | at Cal State East Bay* | L | 5-1 |
| 5/13 | at Cal State East Bay* | L | 5-4 (10) |
| 5/13 | at Cal State East Bay* | W | 5-4 |

* Far Western Conference game

1973

Overall: 15-25

Far Western Conference: 7-8

Head Coach: Cal Boyes

| | | | |
|------|-------------------------|---|-----------|
| 3/1 | at Fresno State | L | 9-7 |
| 3/7 | at San Francisco | L | 4-1 |
| 3/7 | at San Francisco | L | 7-4 |
| 3/9 | SAN JOSE STATE | L | 8-4 |
| 3/9 | SAN JOSE STATE | L | 6-2 |
| 3/13 | at San Jose State | L | 5-2 |
| 3/13 | at San Jose State | L | 7-0 |
| 3/16 | GONZAGA | L | 11-6 |
| 3/16 | GONZAGA | L | 14-3 |
| 3/20 | PACIFIC (Ore.) | L | 6-5 |
| 3/20 | PACIFIC (Ore.) | W | 5-3 |
| 3/27 | PACIFIC | L | 11-3 (10) |
| 3/28 | NEVADA | W | 2-1 |
| 3/28 | NEVADA | W | 3-2 |
| 3/31 | at UC Davis* | W | 11-7 |
| 4/1 | UC DAVIS* | W | 5-1 |
| 4/1 | UC DAVIS* | L | 12-7 |
| 4/3 | WASHINGTON STATE | L | 10-4 |
| 4/6 | at San Francisco State* | L | 6-4 |
| 4/7 | at San Francisco State* | W | 9-5 |
| 4/7 | at San Francisco State* | L | 4-3 |
| 4/10 | SAN FRANCISCO | L | 11-2 |
| 4/11 | STANISLAUS STATE | W | 13-3 |
| 4/13 | SONOMA STATE* | W | 21-1 |
| 4/14 | SONOMA STATE* | L | 5-4 |
| 4/14 | SONOMA STATE* | L | 10-1 |
| 4/24 | at Pacific | W | 9-7 |
| 4/25 | FRESNO STATE | L | 8-0 |
| 4/25 | FRESNO STATE | W | 4-2 |
| 4/27 | at Chico State* | W | 5-4 (11) |
| 4/28 | at Chico State* | L | 8-1 |
| 4/28 | at Chico State* | L | 11-3 |
| 5/1 | at Nevada | L | 10-2 |
| 5/1 | at Nevada | L | 5-4 |
| 5/4 | CAL STATE EAST BAY* | L | 4-3 |
| 5/5 | CAL STATE EAST BAY* | W | 5-1 |
| 5/5 | CAL STATE EAST BAY* | W | 8-3 |
| 5/7 | CALIFORNIA | W | 6-4 |
| 5/12 | at Stanislaus State | L | 12-2 |
| 5/12 | at Stanislaus State | W | 10-7 |

* Far Western Conference game

1974

Overall: 29-24

Far Western Conference: 13-5

Head Coach: Cal Boyes

| | | | |
|------|------------------|---|-------|
| 2/26 | NEVADA | L | 12-5 |
| 2/26 | NEVADA | L | 7-2 |
| 3/5 | at Fresno State | L | 4-3 |
| 3/5 | at Fresno State | L | 6-3 |
| 3/8 | UC DAVIS* | W | 7-4 |
| 3/9 | UC DAVIS* | W | 6-5 |
| 3/9 | at UC Davis* | L | 9-5 |
| 3/15 | CALIFORNIA | L | 4-2 |
| 3/15 | PACIFIC | L | 4-2 |
| 3/16 | OREGON | W | 3-1 |
| 3/16 | OREGON | W | 6-5 |
| 3/18 | LINFIELD COLLEGE | L | 11-2 |
| 3/18 | LINFIELD COLLEGE | W | 6-5 |
| 3/19 | FRESNO STATE | W | 11-10 |



YEAR-BY-YEAR RESULTS

| | | | |
|------|----------------------------|---|----------|
| 3/19 | FRESNO STATE | W | 8-3 |
| 3/20 | PACIFIC (Ore.) | W | 5-1 |
| 3/20 | PACIFIC (Ore.) | W | 4-3 |
| 3/21 | PACIFIC (Ore.) | L | 6-3 |
| 3/21 | PACIFIC (Ore.) | W | 11-5 |
| 3/23 | OREGON STATE | L | 9-5 |
| 4/3 | at Stanislaus State | W | 3-2 |
| 4/3 | at Stanislaus State | L | 3-1 |
| 4/6 | at Sonoma State* | W | 3-1 |
| 4/6 | at Sonoma State* | W | 6-1 |
| 4/7 | at Sonoma State* | W | 5-4 (10) |
| 4/16 | SAINT MARY'S | L | 8-7 |
| 4/17 | GONZAGA | L | 6-4 |
| 4/17 | GONZAGA | L | 7-4 |
| 4/19 | at Chico State* | L | 11-3 |
| 4/20 | CHICO STATE* | W | 4-3 |
| 4/20 | CHICO STATE* | W | 2-0 |
| 4/26 | CAL STATE EAST BAY* | L | 4-1 |
| 4/27 | CAL STATE EAST BAY* | W | 4-2 |
| 4/27 | CAL STATE EAST BAY* | L | 11-0 |
| 4/29 | at Saint Mary's | L | 9-2 |
| 5/1 | at Nevada | W | 15-1 |
| 5/1 | at Nevada | L | 16-8 |
| 5/4 | STANISLAUS STATE | L | 4-1 |
| 5/4 | STANISLAUS STATE | W | 6-0 |
| 5/7 | SAN FRANCISCO | L | 6-4 |
| 5/7 | SAN FRANCISCO | W | 5-4 |
| 5/8 | at Pacific | L | 7-1 |
| 5/10 | CAL POLY HUMBOLDT* | W | 2-0 |
| 5/10 | CAL POLY HUMBOLDT* | W | 5-1 |
| 5/11 | CAL POLY HUMBOLDT* | W | 5-4 |
| 5/17 | SAN FRANCISCO STATE* | W | 1-0 |
| 5/18 | SAN FRANCISCO STATE* | W | 9-5 |
| 5/18 | SAN FRANCISCO STATE* | W | 5-1 |
| 5/22 | ! vs. Cal State East Bay | W | 7-6 |
| 5/24 | \$ vs. Puget Sound | L | 5-1 |
| 5/25 | \$ vs. Cal State Fullerton | W | 4-3 |
| 5/26 | \$ vs. Puget Sound | W | 6-3 |
| 5/26 | \$ vs. UC Irvine | L | 14-3 |

* Far Western Conference game
! Playoff for NCAA Regional berth (San Pablo, Calif.)
\$ NCAA Div. II Regionals (Tacoma, Wash.)

1975

Overall: 21-19-1

Far Western Conference: 11-4

Head Coach: Cal Boyes

| | | | |
|------|------------------------|---|----------|
| 2/25 | NEVADA | W | 5-3 |
| 2/25 | NEVADA | W | 11-1 |
| 2/28 | at Pacific | L | 11-4 |
| 3/1 | SAN FRANCISCO | W | 5-2 |
| 3/12 | at Chico State | L | 3-2 |
| 3/12 | at Chico State | L | 7-3 |
| 3/15 | at Saint Mary's | L | 3-2 |
| 3/15 | at Saint Mary's | T | 1-1 |
| 3/18 | FRESNO STATE | L | 10-7 |
| 3/18 | FRESNO STATE | L | 6-5 |
| 3/19 | PACIFIC | L | 4-3 |
| 3/19 | PACIFIC | W | 4-3 |
| 4/1 | SAINT MARY'S | L | 5-2 |
| 4/2 | at Fresno State | W | 4-2 |
| 4/2 | at Fresno State | L | 4-3 |
| 4/7 | at San Francisco | | |
| 4/9 | STANISLAUS STATE | W | 3-1 |
| 4/9 | STANISLAUS STATE | W | 8-7 |
| 4/11 | CHICO STATE* | W | 3-2 |
| 4/12 | at Chico State* | W | 10-7 |
| 4/12 | at Chico State* | L | 16-2 |
| 4/15 | at California | L | 12-1 |
| 4/18 | at Cal State East Bay* | L | 6-5 (15) |
| 4/19 | CAL STATE EAST BAY* | W | 4-3 |
| 4/19 | CAL STATE EAST BAY* | W | 8-4 |
| 4/22 | at Nevada | L | 18-7 |
| 4/22 | at Nevada | L | 14-7 |
| 4/26 | at Stanislaus State | W | 2-1 (14) |



The 1975 Hornets sent Head Coach Cal Boyes out with a bang in his final season as coach, clinching his 11th Far Western Conference title in 17 seasons at the helm and his seventh NCAA Regional appearance.

| | | | |
|------|-------------------------|---|------|
| 4/26 | at Stanislaus State | L | 3-1 |
| 4/29 | PACIFIC | W | 6-5 |
| 5/2 | at Cal Poly Humboldt* | W | 5-0 |
| 5/2 | at Cal Poly Humboldt* | W | 19-1 |
| 5/9 | at UC Davis* | W | 4-3 |
| 5/10 | UC DAVIS* | W | 7-5 |
| 5/10 | UC DAVIS* | W | 14-5 |
| 5/13 | SAN FRANCISCO STATE* | W | 8-7 |
| 5/14 | at San Francisco State* | L | 4-2 |
| 5/14 | at San Francisco State* | L | 5-4 |
| 5/16 | at Cal Poly Humboldt* | W | 17-6 |
| 5/23 | ! at CSUN | L | 12-9 |
| 5/24 | ! vs. Chapman | L | 9-5 |

* Conference Game

! NCAA Div. II Regionals (Northridge, Calif.)

1976

Overall: 14-29

Far Western Conference: 6-10

Head Coach: Steve Figler

| | | | |
|------|----------------------|---|------|
| 2/24 | NEVADA | L | 7-0 |
| 2/24 | NEVADA | W | 6-3 |
| 2/27 | ! UC DAVIS | L | 5-0 |
| 2/27 | ! STANISLAUS STATE | L | 5-4 |
| 2/27 | ! CAL POLY HUMBOLDT | L | 7-6 |
| 2/28 | ! CAL STATE EAST BAY | L | 4-3 |
| 3/4 | PACIFIC | L | 6-3 |
| 3/5 | FRESNO STATE | L | 7-1 |
| 3/12 | SAN FRANCISCO | W | 8-2 |
| 3/13 | SAINT MARY'S | L | 13-0 |
| 3/13 | SAINT MARY'S | L | 5-0 |
| 3/16 | at Nevada | L | 10-2 |
| 3/16 | at Nevada | W | 2-0 |
| 3/17 | PACIFIC (Ore.) | W | 10-2 |
| 3/19 | PACIFIC (Ore.) | W | 7-6 |
| 3/19 | PACIFIC (Ore.) | W | 3-0 |
| 3/20 | at Santa Clara | L | 3-2 |
| 3/23 | at Saint Mary's | L | 7-4 |
| 3/26 | STANISLAUS STATE* | L | 13-0 |
| 3/27 | at Stanislaus State* | L | 3-0 |
| 3/27 | at Stanislaus State* | W | 10-6 |
| 3/30 | CALIFORNIA | W | 5-2 |
| 4/2 | at Chico State* | L | 13-3 |
| 4/3 | CHICO STATE* | L | 6-1 |
| 4/3 | CHICO STATE* | L | 7-6 |
| | at California | L | 13-1 |
| 4/7 | at Stanford | L | 7-2 |
| 4/9 | CAL STATE EAST BAY* | L | 7-2 |
| 4/13 | at Fresno State | L | 8-2 |
| 4/13 | at Fresno State | L | 3-0 |
| | at San Francisco | L | 6-2 |
| | at San Francisco | W | 4-1 |
| 4/21 | STANFORD | L | 8-7 |
| 4/23 | CAL POLY HUMBOLDT* | L | 7-2 |

| | | | |
|------|-------------------------|---|------|
| 4/23 | CAL POLY HUMBOLDT* | L | 5-1 |
| 4/24 | CAL POLY HUMBOLDT* | L | 7-6 |
| 4/28 | at Pacific | L | 4-1 |
| 4/30 | UC DAVIS* | L | 7-0 |
| 5/1 | at UC Davis* | W | 4-3 |
| 5/1 | at UC Davis* | W | 13-8 |
| 5/7 | at San Francisco State* | W | 5-1 |
| 5/8 | SAN FRANCISCO STATE* | W | 9-8 |
| 5/8 | SAN FRANCISCO STATE* | W | 8-7 |

* Far Western Conference game

! Far Western Tournament (Sacramento, Calif.)

1977

Overall: 9-33

Head Coach: Glenn Brady

| | | | |
|------|-------------------------|---|------|
| 2/22 | Saint Mary's | L | 9-3 |
| 2/25 | vs. UC Davis | L | 6-4 |
| 3/1 | PACIFIC | L | 3-1 |
| 3/22 | NEVADA | L | 5-4 |
| 3/22 | NEVADA | W | 6-3 |
| 3/25 | PORTLAND STATE | W | 13-6 |
| 3/25 | PORTLAND STATE | W | 6-5 |
| 3/29 | Saint Mary's | L | 15-3 |
| 4/1 | Chico State | L | 6-3 |
| 4/6 | WASHINGTON STATE | L | 2-1 |
| 4/6 | WASHINGTON STATE | W | 2-1 |
| 4/8 | at Cal State East Bay* | L | 8-2 |
| 4/9 | CAL STATE EAST BAY* | L | 7-2 |
| 4/9 | CAL STATE EAST BAY* | L | 6-2 |
| 4/16 | Cal Poly | L | 10-5 |
| 4/16 | Cal Poly | W | 4-3 |
| 4/19 | at Nevada | L | 11-2 |
| 4/19 | at Nevada | L | 4-3 |
| 4/22 | at Cal Poly Humboldt* | L | 4-1 |
| 4/22 | at Cal Poly Humboldt* | L | 19-3 |
| 4/23 | Pacific | W | 4-0 |
| 4/30 | UC Davis* | W | 1-0 |
| 4/30 | UC Davis* | L | 2-0 |
| 5/7 | SAN FRANCISCO STATE* | L | 9-8 |
| 5/8 | at San Francisco State* | L | 5-1 |
| 5/8 | at San Francisco State* | W | 11-9 |
| 5/11 | at Stanislaus State* | L | 8-1 |
| | Cal Poly | L | 4-2 |
| | San Francisco State | L | 6-5 |
| | Stanislaus State | L | 6-3 |
| | Stanislaus State* | L | 2-0 |
| | Stanislaus State* | L | 11-3 |
| | UC Davis* | L | 12-7 |

* Far Western Conference game

YEAR-BY-YEAR RESULTS

1978

Overall: 14-32-3 Far Western Conference: 8-10

Head Coach: Barry Woodhead

| | | | |
|------|---------------------------|---|------|
| 2/10 | California | L | 1-0 |
| 2/15 | San Francisco | W | 9-5 |
| 2/18 | UC DAVIS* | W | 6-3 |
| 2/18 | UC DAVIS* | W | 3-0 |
| 2/24 | ! vs. Cal Poly Humboldt | T | 0-0 |
| 2/24 | ! vs. San Francisco State | L | 8-7 |
| 2/25 | ! vs. Chico State | T | 0-0 |
| 2/25 | ! vs. Cal State East Bay | L | 11-6 |
| 2/26 | ! vs. UC Davis | T | 0-0 |
| 2/26 | ! vs. Stanislaus State | W | 7-0 |
| | San Francisco | L | 7-3 |
| 3/1 | at San Jose State | L | 15-4 |
| 3/7 | PACIFIC | L | 9-4 |
| 3/11 | BOISE STATE | L | 5-4 |
| 3/11 | BOISE STATE | L | 6-4 |
| 3/13 | at Cal Poly | L | 8-6 |
| 3/14 | at Cal Poly | L | 10-7 |
| 3/14 | at Cal Poly | L | 5-3 |
| 3/17 | PUGET SOUND | L | 6-3 |
| 3/18 | GONZAGA | L | 1-0 |
| 3/18 | OREGON | W | 8-3 |
| | OREGON STATE | L | 19-0 |
| | PORTLAND STATE | L | 19-6 |
| | PORTLAND STATE | L | 11-4 |
| 3/24 | CAL STATE EAST BAY* | W | 6-3 |
| 3/25 | at Cal State East Bay* | W | 6-2 |
| 3/25 | at Cal State East Bay* | L | 5-2 |
| | LEWIS & CLARK COLLEGE | L | 6-2 |
| | LEWIS & CLARK COLLEGE | L | 7-3 |
| | LEWIS & CLARK COLLEGE | W | 7-6 |
| 4/5 | WASHINGTON STATE | L | 9-8 |
| 4/5 | WASHINGTON STATE | L | 6-1 |
| 4/8 | CAL POLY HUMBOLDT* | W | 6-2 |
| 4/9 | at Cal Poly Humboldt* | W | 5-2 |
| 4/9 | at Cal Poly Humboldt* | L | 8-7 |
| 4/11 | SAN JOSE STATE | L | 6-0 |
| 4/14 | UC DAVIS* | L | 3-1 |
| 4/17 | at UC Davis* | L | 8-7 |
| 4/17 | at UC Davis* | L | 10-5 |
| | at Pacific | L | 9-0 |
| 4/21 | at San Francisco State* | W | 2-1 |
| 4/22 | SAN FRANCISCO STATE* | L | 12-8 |
| 4/22 | SAN FRANCISCO STATE* | W | 10-5 |
| 4/28 | STANISLAUS STATE* | L | 10-0 |
| 4/29 | at Stanislaus State* | L | 4-1 |
| 4/29 | at Stanislaus State* | L | 9-4 |
| 5/5 | Chico State* | W | 9-6 |
| 5/6 | Chico State* | W | 5-1 |
| 5/6 | Chico State* | L | 8-2 |

* Far Western Conference game

! Far Western Tournament

1979

Overall: 19-31

Head Coach: John Smith

| | | | |
|------|----------------------|---|-------|
| 2/2 | at Stanislaus State* | W | 16-13 |
| 2/3 | STANISLAUS STATE* | W | 7-6 |
| 2/3 | STANISLAUS STATE* | L | 6-3 |
| 2/5 | NEVADA | L | 13-3 |
| 2/6 | at Pacific | L | 9-6 |
| 2/9 | CAL POLY HUMBOLDT* | W | 8-7 |
| 2/9 | CAL POLY HUMBOLDT* | W | 12-8 |
| 2/10 | CAL POLY HUMBOLDT* | L | 9-7 |
| 2/17 | at Saint Mary's | W | 4-1 |
| 2/17 | at Saint Mary's | L | 9-8 |
| 2/20 | SAN JOSE STATE | L | 4-1 |
| 2/23 | SAN FRANCISCO STATE* | L | 6-3 |
| 2/24 | SAN FRANCISCO STATE* | L | 6-2 |
| 2/24 | SAN FRANCISCO STATE* | L | 8-0 |
| 2/28 | at California | L | 1-0 |
| 3/2 | at UC Davis* | L | 5-3 |
| 3/3 | UC DAVIS* | W | 7-4 |

| | | | |
|------|-------------------------|---|------|
| 3/3 | UC DAVIS* | L | 6-3 |
| 3/9 | CHICO STATE* | W | 7-1 |
| 3/10 | at Chico State* | L | 5-4 |
| 3/10 | at Chico State* | L | 4-3 |
| 3/12 | at San Jose State | L | 4-1 |
| 3/17 | at Cal State East Bay* | L | 8-4 |
| 3/18 | CAL STATE EAST BAY* | L | 5-4 |
| 3/18 | CAL STATE EAST BAY* | W | 9-4 |
| 3/19 | OREGON | L | 21-1 |
| 3/20 | WASHINGTON | L | 12-2 |
| 3/23 | STANISLAUS STATE* | L | 10-9 |
| 3/24 | at Stanislaus State* | L | 11-3 |
| 3/24 | at Stanislaus State* | L | 12-0 |
| 3/25 | OREGON STATE | L | 9-2 |
| 3/30 | at Cal Poly Humboldt* | W | 4-1 |
| 3/30 | at Cal Poly Humboldt* | L | 3-2 |
| 3/31 | at Cal Poly Humboldt* | W | 13-6 |
| 4/3 | at Nevada | L | 13-5 |
| 4/4 | US INTERNATIONAL | L | 12-4 |
| 4/13 | at San Francisco State* | L | 2-1 |
| 4/14 | SAN FRANCISCO STATE* | W | 7-2 |
| 4/14 | SAN FRANCISCO STATE* | L | 17-6 |
| 4/20 | UC DAVIS* | L | 4-1 |
| 4/21 | UC DAVIS* | L | 17-2 |
| 4/21 | UC DAVIS* | L | 7-1 |
| 4/24 | UC Davis | L | 10-2 |
| 4/25 | PACIFIC | W | 3-1 |
| 4/27 | at Chico State* | W | 3-1 |
| 4/28 | CHICO STATE* | W | 5-3 |
| 4/28 | CHICO STATE* | L | 4-0 |
| 5/4 | CAL STATE EAST BAY* | W | 6-1 |
| 5/5 | at Cal State East Bay* | L | 2-0 |
| 5/5 | at Cal State East Bay* | L | 9-8 |
| 5/8 | SONOMA STATE | W | 2-0 |
| 5/8 | SONOMA STATE | W | 5-4 |

* Far West Conference Game

1980

Overall: 28-22

Far Western Conference: 19-17

Head Coach: John Smith

| | | | |
|------|--------------------------|---|------|
| 2/1 | at UC Davis* | W | 10-7 |
| 2/2 | UC DAVIS* | W | 5-4 |
| 2/2 | UC DAVIS* | W | 2-1 |
| 2/6 | NEVADA | L | 11-2 |
| 2/12 | PACIFIC | L | 7-4 |
| 2/15 | at San Francisco State* | W | 9-1 |
| 2/16 | SAN FRANCISCO STATE* | W | 9-1 |
| 2/16 | SAN FRANCISCO STATE* | L | 4-1 |
| 2/22 | CHICO STATE* | W | |
| 2/23 | at Chico State* | L | 3-2 |
| 2/23 | at Chico State* | L | 5-1 |
| 2/26 | SAN FRANCISCO | W | 7-0 |
| 2/27 | at California | L | 8-3 |
| 2/29 | at Cal Poly Humboldt* | W | 6-2 |
| 3/1 | at Cal Poly Humboldt* | W | 7-6 |
| 3/1 | at Cal Poly Humboldt* | W | 12-1 |
| 3/4 | SAINT MARY'S | L | 4-1 |
| 3/7 | at Cal State East Bay* | L | 10-9 |
| 3/8 | CAL STATE EAST BAY* | L | 6-0 |
| 3/8 | CAL STATE EAST BAY* | W | 13-1 |
| 3/11 | SAN JOSE STATE | L | 14-2 |
| 3/14 | at Stanislaus State* | L | |
| 3/15 | STANISLAUS STATE* | L | |
| 3/15 | STANISLAUS STATE* | L | |
| 3/18 | OREGON | W | 4-3 |
| 3/22 | at UC Davis* | L | 6-5 |
| 3/22 | at UC Davis* | L | 14-2 |
| 3/23 | UC DAVIS* | W | 5-2 |
| 3/25 | SONOMA STATE | | |
| 3/29 | at Lewis & Clark College | | |
| 3/30 | at Southern Oregon | W | 9-1 |
| 3/30 | at Southern Oregon | W | 14-7 |
| | at Southern Oregon | W | 12-6 |
| 4/8 | at Sonoma State | | |

| | | | |
|------|-------------------------|---|------|
| 4/11 | at Chico State* | W | 11-9 |
| 4/12 | CHICO STATE* | W | 6-2 |
| 4/12 | CHICO STATE* | L | 7-4 |
| 4/15 | at Pacific | W | 4-2 |
| 4/17 | CAL POLY HUMBOLDT* | W | 11-8 |
| 4/18 | CAL POLY HUMBOLDT* | W | 4-0 |
| 4/18 | CAL POLY HUMBOLDT* | W | 9-6 |
| 4/21 | SAN FRANCISCO STATE* | L | 5-4 |
| 4/22 | at San Francisco State* | L | 4-3 |
| 4/22 | at San Francisco State* | L | 11-6 |
| 4/25 | CAL STATE EAST BAY* | W | 4-3 |
| 4/26 | at Cal State East Bay* | L | 4-3 |
| 4/26 | at Cal State East Bay* | L | 2-0 |
| 5/2 | STANISLAUS STATE* | W | 3-2 |
| 5/3 | at Stanislaus State* | L | 8-3 |
| 5/3 | at Stanislaus State* | L | 11-3 |

* Far West Conference Game

1981

Overall: 32-18

Far Western Conference: 26-10

Head Coach: John Smith

| | | | |
|------|-------------------------|---|-------|
| 1/31 | at Stanislaus State* | L | 9-4 |
| 1/31 | at Stanislaus State* | W | 9-3 |
| 2/1 | STANISLAUS STATE* | W | |
| 2/3 | NEVADA | L | 7-6 |
| 2/6 | UC DAVIS* | W | 6-2 |
| 2/7 | at UC Davis* | W | 8-4 |
| 2/7 | at UC Davis* | L | 8-3 |
| 2/10 | PACIFIC | L | 13-5 |
| 2/14 | at Sonoma State | W | 3-2 |
| 2/14 | at Sonoma State | W | 6-4 |
| 2/17 | at San Francisco | L | 14-10 |
| 2/21 | at San Francisco State* | W | 3-2 |
| 2/21 | at San Francisco State* | W | 6-3 |
| 2/22 | SAN FRANCISCO STATE* | W | 2-1 |
| 2/24 | CALIFORNIA BAPTIST | W | 8-2 |
| 2/28 | CHICO STATE* | W | 4-3 |
| 2/28 | CHICO STATE* | W | 6-1 |
| 3/1 | at Chico State* | L | 10-2 |
| 3/3 | SAINT MARY'S | L | 9-1 |
| 3/6 | CAL POLY HUMBOLDT* | W | 3-2 |
| 3/6 | CAL POLY HUMBOLDT* | W | 10-3 |
| 3/7 | CAL POLY HUMBOLDT* | W | 11-3 |
| 3/10 | at San Jose State | L | 7-4 |
| 3/13 | CAL STATE EAST BAY* | W | 4-1 |
| 3/14 | at Cal State East Bay* | L | 6-3 |
| 3/14 | at Cal State East Bay* | W | 6-1 |
| 3/24 | OREGON | L | 6-4 |
| 3/28 | UC DAVIS* | W | 12-1 |
| 3/28 | UC DAVIS* | L | 7-5 |
| 3/29 | at UC Davis* | L | 6-5 |
| 3/30 | at Stanislaus State* | L | 7-3 |
| 3/31 | STANISLAUS STATE* | W | 5-0 |
| 3/31 | STANISLAUS STATE* | W | 4-3 |
| 4/4 | SONOMA STATE | W | 9-0 |
| 4/4 | SONOMA STATE | W | 9-3 |
| 4/11 | SAN FRANCISCO STATE* | L | 7-3 |
| 4/11 | SAN FRANCISCO STATE* | L | 5-4 |
| 4/12 | at San Francisco State* | L | 9-4 |
| 4/14 | at California | L | 14-1 |
| 4/17 | CHICO STATE* | W | 4-1 |
| 4/18 | at Chico State* | W | 8-4 |
| 4/18 | at Chico State* | W | 11-1 |
| 4/21 | at Pacific | L | 3-0 |
| 4/24 | at Cal Poly Humboldt* | W | 4-3 |
| 4/24 | at Cal Poly Humboldt* | W | 15-7 |
| 4/25 | at Cal Poly Humboldt* | W | 10-8 |
| 5/2 | CAL STATE EAST BAY* | W | 7-3 |
| 5/2 | CAL STATE EAST BAY* | W | 15-4 |
| 5/3 | at Cal State East Bay* | W | 15-7 |

* Far West Conference Game

YEAR-BY-YEAR RESULTS

1982

Overall: 25-21-1

Far Western Conference: 17-16

Head Coach: John Smith

| | | | |
|------|------------------------------|---|------|
| 2/6 | at UC Davis | W | 10-2 |
| 2/8 | NEVADA | L | 8-5 |
| 2/11 | at UC Santa Barbara | T | 6-6 |
| 2/11 | vs. Westmont | W | 5-3 |
| 2/12 | at Pepperdine | L | 11-1 |
| 2/13 | at California Baptist | W | 5-4 |
| 2/13 | at UC Riverside | W | 7-4 |
| 2/14 | at Cal State Dominguez Hills | L | 10-6 |
| 2/19 | at Cal State East Bay* | W | 7-6 |
| 2/20 | CAL STATE EAST BAY* | W | 8-5 |
| 2/20 | CAL STATE EAST BAY* | W | 5-1 |
| 2/24 | at Santa Clara | L | 7-6 |
| 2/26 | SAN FRANCISCO STATE* | L | 4-1 |
| 2/27 | at San Francisco State* | L | 2-0 |
| 2/27 | at San Francisco State* | L | 12-4 |
| 3/2 | SAN FRANCISCO | W | 8-6 |
| 3/5 | at UC Davis* | L | 10-5 |
| 3/6 | UC DAVIS* | L | 9-3 |
| 3/6 | UC DAVIS* | L | 8-2 |
| 3/9 | PACIFIC | L | 3-1 |
| 3/12 | STANISLAUS STATE* | W | 5-4 |
| 3/13 | at Stanislaus State* | L | 3-2 |
| 3/13 | at Stanislaus State* | L | 4-3 |
| 3/17 | SONOMA STATE | W | 6-2 |
| 3/17 | SONOMA STATE | W | 6-4 |
| 3/27 | at Chico State* | L | 7-6 |
| 3/27 | at Chico State* | W | 7-5 |
| 4/16 | UC DAVIS* | W | 2-0 |
| 4/16 | UC DAVIS* | W | 6-5 |
| 4/2 | CAL STATE EAST BAY* | W | 9-2 |
| 4/3 | at Cal State East Bay* | L | 5-4 |
| 4/3 | at Cal State East Bay* | L | 5-2 |
| 4/6 | at Chico State* | W | 3-0 |
| 4/9 | at San Francisco State* | L | 8-2 |
| 4/9 | at San Francisco State* | W | 9-1 |
| 4/13 | STANISLAUS STATE* | W | 13-7 |
| 4/17 | at UC Davis* | L | 7-3 |
| 4/17 | at UC Davis* | L | 17-7 |
| 4/20 | at Cal State East Bay* | W | 22-3 |
| 4/23 | at Stanislaus State* | L | 10-9 |
| 4/24 | STANISLAUS STATE* | W | 3-2 |
| 4/24 | STANISLAUS STATE* | L | 11-7 |
| 4/27 | SAN FRANCISCO STATE* | W | 9-1 |
| 4/30 | at Chico State* | W | 8-5 |
| 4/30 | at Chico State* | W | 9-8 |
| 5/1 | CHICO STATE* | W | 9-8 |
| 5/1 | CHICO STATE* | W | 8-3 |

* Far West Conference Game

1983

Overall: 22-18-1

Northern California Athletic Conference: 17-14

Head Coach: John Smith

| | | | |
|------|------------------------|---|------|
| 1/28 | at Chico State* | L | 6-4 |
| 1/29 | CHICO STATE* | W | 2-1 |
| 1/29 | CHICO STATE* | T | 3-3 |
| 2/5 | at UC Riverside | L | 13-2 |
| 2/11 | STANISLAUS STATE* | L | 14-5 |
| 2/14 | at Stanislaus State* | L | 4-3 |
| 2/14 | at Stanislaus State* | W | 3-2 |
| 2/15 | SAINT MARY'S | L | 10-9 |
| | at Saint Mary's | L | 2-0 |
| 2/18 | CAL STATE EAST BAY* | W | 6-4 |
| 2/19 | at Cal State East Bay* | W | 3-1 |
| 2/19 | at Cal State East Bay* | W | 11-5 |
| 2/22 | at Pacific | W | 9-3 |
| 3/11 | SONOMA STATE* | W | 8-7 |
| 3/14 | NEVADA | W | 23-8 |
| 3/15 | UC DAVIS | L | 4-1 |
| 3/18 | CHICO STATE* | L | 8-4 |
| 3/19 | at Chico State* | W | 7-3 |

| | | | |
|------|-------------------------|---|----------|
| 3/19 | at Chico State* | L | 5-3 |
| 3/25 | at San Francisco | W | 17-3 |
| | CAL STATE EAST BAY* | W | 7-5 |
| 4/1 | at Stanislaus State* | W | 3-1 |
| 4/2 | STANISLAUS STATE* | L | 7-2 |
| 4/2 | STANISLAUS STATE* | W | 7-2 |
| 4/5 | CHICO STATE* | L | 14-12 |
| 4/8 | at Cal State East Bay* | L | 3-2 |
| 4/9 | CAL STATE EAST BAY* | W | 8-2 |
| 4/9 | CAL STATE EAST BAY* | W | 12-8 |
| 4/12 | at San Francisco State* | L | 11-10 |
| 4/15 | UC DAVIS* | L | 7-4 (14) |
| 4/16 | at UC Davis* | L | 5-1 |
| 4/16 | at UC Davis* | L | 14-8 |
| 4/19 | at Stanislaus State* | W | 4-1 |
| 4/22 | SAN FRANCISCO STATE* | L | 8-3 |
| 4/26 | at UC Davis | W | 5-4 |
| 4/29 | at Sonoma State* | W | 5-2 |
| 5/2 | SONOMA STATE* | W | 3-1 |
| 5/2 | SONOMA STATE* | W | 8-5 |
| 5/7 | San Francisco State* | L | 5-2 |
| 5/7 | San Francisco State* | W | 6-4 |

* NCAC game

1984

Overall: 29-21

Northern California Athletic Conference: 18-14

Head Coach: John Smith

| | | | |
|------|-------------------------|---|-------|
| 1/27 | SAN FRANCISCO STATE* | L | 17-12 |
| 1/28 | at San Francisco State* | L | |
| 1/28 | at San Francisco State* | L | |
| 2/1 | SAN FRANCISCO | W | 9-8 |
| 2/3 | at Sonoma State* | L | 5-0 |
| 2/4 | SONOMA STATE* | W | 12-0 |
| 2/4 | SONOMA STATE* | W | 7-5 |
| 2/7 | PACIFIC | L | 12-5 |
| 2/11 | at Chico State* | L | 4-3 |
| 2/11 | at Chico State* | W | 9-3 |
| 2/17 | UC DAVIS* | W | 10-8 |
| 2/18 | at UC Davis* | W | 8-0 |
| 2/18 | at UC Davis* | W | 8-3 |
| 2/21 | at San Francisco | W | 13-11 |
| 2/24 | at Stanislaus State* | L | 7-6 |
| 2/25 | STANISLAUS STATE* | W | 4-3 |
| 2/25 | STANISLAUS STATE* | W | 6-2 |
| 3/2 | at Cal State East Bay* | W | 5-4 |
| 3/3 | CAL STATE EAST BAY* | W | 4-3 |
| 3/3 | CAL STATE EAST BAY* | L | 8-3 |
| 3/6 | at Saint Mary's | L | 5-3 |
| 3/9 | at Oregon Tech | W | 11-3 |
| 3/9 | at Oregon Tech | W | 8-0 |
| 3/10 | vs. Oregon State ! | L | 4-1 |
| 3/10 | vs. Oregon State ! | L | 9-1 |
| 3/11 | vs. Oregon Tech @ | W | 14-13 |
| 3/17 | at San Francisco State* | L | 1-0 |
| 3/18 | SAN FRANCISCO STATE* | W | 6-2 |
| 3/18 | SAN FRANCISCO STATE* | W | 6-1 |
| 3/20 | vs. Western Oregon \$ | W | 9-8 |
| 3/20 | at Nevada | L | 16-12 |
| 3/23 | SONOMA STATE* | W | 8-3 |
| 3/24 | at Sonoma State* | L | 8-4 |
| 3/24 | at Sonoma State* | L | 7-6 |
| 3/30 | at Chico State* | W | 4-1 |
| 3/30 | at Chico State* | W | 7-2 |
| 3/31 | CHICO STATE* | W | 2-0 |
| 3/31 | CHICO STATE* | W | 12-2 |
| 4/6 | at UC Davis* | L | 16-8 |
| 4/6 | at UC Davis* | L | 7-2 |
| 4/7 | UC DAVIS* | L | 7-3 |
| 4/10 | UC DAVIS* | W | 9-1 |
| 4/13 | STANISLAUS STATE* | W | 7-0 |
| 4/14 | at Stanislaus State* | L | 3-2 |
| 4/14 | at Stanislaus State* | W | 5-1 |
| 4/17 | SAN DIEGO | L | 8-3 |
| 4/20 | CAL STATE EAST BAY* | W | 9-7 |

| | | | |
|------|------------------------|---|------|
| 4/21 | at Cal State East Bay* | W | 6-4 |
| 4/21 | at Cal State East Bay* | L | 4-3 |
| 4/24 | CALIFORNIA | L | 16-4 |

* NCAC Game

! Game played at Medford, Ore.

@ Game played at Weed, Calif.

\$ Game played at Reno, Nev.

1985

Overall: 41-26

Head Coach: John Smith

| | | | |
|------|------------------------|---|-------|
| 1/27 | at Hawai'i Pacific | W | 6-1 |
| 1/27 | at Hawai'i Pacific | W | 7-3 |
| 2/1 | SONOMA STATE | W | 25-4 |
| 2/2 | at Sonoma State | L | 3-2 |
| 2/2 | at Sonoma State | L | 6-3 |
| 2/6 | SANTA CLARA | L | 10-9 |
| 2/9 | at Chico State | W | 10-3 |
| 2/9 | at Chico State | L | 7-6 |
| 2/10 | at Chico State | W | 16-8 |
| 2/12 | NEVADA | L | 4-2 |
| 2/12 | NEVADA | W | 7-1 |
| 2/15 | at UC Davis | L | 7-2 |
| 2/16 | UC DAVIS | W | 8-1 |
| 2/16 | UC DAVIS | W | 5-2 |
| 2/19 | at Fresno State | L | 8-6 |
| 2/22 | STANISLAUS STATE | L | 12-7 |
| 2/23 | at Stanislaus State | L | 15-9 |
| 2/23 | at Stanislaus State | W | 8-3 |
| 2/26 | at San Francisco | W | 9-5 |
| 3/1 | CAL STATE EAST BAY | W | 15-8 |
| 3/2 | at Cal State East Bay | L | 15-14 |
| 3/2 | at Cal State East Bay | L | 13-11 |
| 3/6 | at California | L | 8-5 |
| 3/9 | CAL POLY | L | 11-6 |
| 3/9 | CAL POLY | L | 7-1 |
| 3/15 | SAN FRANCISCO STATE | W | 6-1 |
| 3/16 | at San Francisco State | L | 5-3 |
| 3/16 | at San Francisco State | L | 5-1 |
| 3/18 | WILLAMETTE | W | 10-2 |
| 3/19 | PACIFIC | W | 10-2 |
| 3/22 | at Sonoma State | W | 3-1 |
| 3/23 | SONOMA STATE | W | 19-7 |
| 3/23 | SONOMA STATE | W | 4-3 |
| 3/29 | at Chico State | W | 10-4 |
| 3/30 | CHICO STATE | W | 4-3 |
| 3/30 | CHICO STATE | W | 3-1 |
| 4/5 | UC DAVIS | W | 19-6 |
| 4/6 | at UC Davis | W | 12-3 |
| 4/6 | at UC Davis | L | 10-9 |
| 4/9 | SAN FRANCISCO | W | 15-12 |
| 4/12 | at Stanislaus State | L | 12-1 |
| 4/13 | STANISLAUS STATE | W | 6-5 |
| 4/14 | STANISLAUS STATE | W | 3-0 |
| 4/16 | at Pacific | L | 6-5 |
| 4/16 | at Pacific | W | 7-4 |
| 4/19 | at Cal State East Bay | W | 4-2 |
| 4/20 | CAL STATE EAST BAY | W | 8-1 |
| 4/20 | CAL STATE EAST BAY | L | 7-6 |
| 4/23 | at Nevada | L | 15-12 |
| 4/23 | at Nevada | L | 9-8 |
| 4/27 | at US International | W | 6-0 |
| 4/27 | at US International | L | 8-2 |
| 4/28 | at Pepperdine | W | 3-0 |
| 5/1 | Saint Mary's | W | 12-4 |
| 5/3 | at San Francisco State | W | 4-1 |
| 5/4 | SAN FRANCISCO STATE | W | 5-1 |
| 5/4 | SAN FRANCISCO STATE | W | 7-6 |
| | California | L | 11-7 |
| 5/16 | at Cal Poly Pomona^ | L | 5-3 |
| 5/17 | at Cal Poly Pomona^ | W | 10-9 |
| 5/17 | at Cal Poly Pomona^ | L | 14-4 |
| 5/18 | at Cal Poly Pomona^ | W | 7-5 |
| 5/18 | at Cal Poly Pomona^ | L | 9-7 |



YEAR-BY-YEAR RESULTS

^ NCAA Division II West Regional (Pomona, Calif.)

1986

Overall: 32-18

Head Coach: John Smith

| | | | |
|------|--------------------------|---|----------|
| 2/2 | UC DAVIS | W | 7-6 (10) |
| 2/7 | CHICO STATE | L | 5-4 |
| 2/8 | STANISLAUS STATE | L | 5-3 |
| 2/8 | STANISLAUS STATE | T | 6-6 |
| 2/9 | UC DAVIS | W | 11-5 |
| 2/11 | NEVADA | W | 4-0 |
| 2/11 | NEVADA | W | 3-2 |
| 2/12 | at UC Davis | L | 4-2 |
| 2/14 | CHICO STATE | L | 9-3 |
| 2/22 | at Chico State | W | 4-3 |
| 2/25 | at San Francisco State | W | 15-3 |
| 2/25 | at San Francisco State | W | 11-4 |
| 2/26 | SAN FRANCISCO STATE | W | 12-11 |
| 2/28 | SONOMA STATE | W | 8-2 |
| 3/1 | at Sonoma State | W | 6-3 |
| 3/1 | at Sonoma State | W | 6-0 |
| 3/2 | OREGON STATE | W | 4-3 |
| 3/2 | OREGON STATE | L | 1-0 |
| 3/9 | at UC Davis | L | 7-3 |
| 3/12 | SAN FRANCISCO | L | 7-6 |
| 3/14 | at Pacific | L | 6-4 |
| 3/15 | PACIFIC | W | 17-5 |
| 3/15 | PACIFIC | W | 3-1 |
| 3/18 | at San Francisco | W | 6-2 |
| 3/22 | vs. Hawai'i Pacific @ | W | 10-6 |
| 3/23 | vs. Georgia Tech @ | L | 4-3 |
| 3/24 | vs. Santa Clara @ | W | 8-1 |
| 3/25 | at Hawai'i @ | L | 18-4 (7) |
| 3/26 | at Hawai'i @ | W | 4-2 |
| 3/28 | vs. Hawai'i Pacific @ | W | 5-4 |
| 4/1 | CAL STATE EAST BAY | W | 7-0 |
| 4/2 | CALIFORNIA | W | 4-3 |
| 4/3 | LA VERNE | W | 2-1 |
| 4/3 | LA VERNE | W | 10-3 |
| 4/5 | at Pepperdine | W | 2-1 |
| 4/5 | at Pepperdine | W | 6-5 |
| 4/6 | at Cal State Los Angeles | W | 15-6 |
| 4/8 | SONOMA STATE | W | 5-1 |
| 4/11 | at Loyola Marymount | L | 14-8 |
| 4/12 | at Loyola Marymount | W | 8-6 |
| 4/12 | at Loyola Marymount | L | 13-3 |
| 4/16 | OREGON TECH | W | 7-2 |
| 4/16 | OREGON TECH | L | 3-2 |
| 4/18 | at Saint Mary's | W | 7-0 |
| 4/19 | SAINT MARY'S | W | 6-5 |
| 4/19 | SAINT MARY'S | L | 4-3 |
| 4/22 | UC DAVIS | W | 10-5 |
| 4/25 | US INTERNATIONAL | L | 5-2 |
| 4/26 | US INTERNATIONAL | L | 6-4 |
| 4/26 | US INTERNATIONAL | L | 5-4 |
| 4/29 | at Santa Clara | L | 6-4 |
| 5/1 | CHICO STATE | W | 8-2 |
| 5/1 | CHICO STATE | W | 8-2 |
| 5/6 | at Fresno State | L | 5-4 |
| 5/15 | CS DOMINGUEZ HILLS^ | W | 12-8 |
| 5/16 | CS DOMINGUEZ HILLS^ | W | 7-1 |
| 5/16 | CS DOMINGUEZ HILLS^ | L | 7-2 |
| 5/17 | CS DOMINGUEZ HILLS^ | W | 14-7 |
| 5/23 | vs. Tampa & | W | 14-12 |
| 5/25 | vs. Columbus State & | L | 6-5 |
| 5/26 | vs. New Haven & | W | 9-4 |
| 5/26 | vs. Troy & | L | 9-1 |

@ Rainbow Easter Tournament (Honolulu, Hawai'i)

^ NCAA Regionals (Sacramento, Calif.)

& College World Series (Montgomery, Ala.)

1987

Overall: 38-22

Head Coach: John Smith

| | | | |
|------|------------------------|---|-------|
| 1/31 | at Chico State | L | 5-3 |
| 1/31 | at Chico State | L | 5-3 |
| 2/1 | SAN JOSE STATE | L | 15-0 |
| 2/1 | SAN JOSE STATE | W | 9-1 |
| 2/3 | CHICO STATE | W | 9-3 |
| 2/6 | UC DAVIS | W | 7-3 |
| 2/7 | at UC Davis | W | 7-3 |
| 2/7 | at UC Davis | L | 9-6 |
| 2/14 | CAL STATE LOS ANGELES | W | 2-0 |
| 2/14 | CAL STATE LOS ANGELES | W | 3-0 |
| 2/15 | CAL STATE LOS ANGELES | L | 8-4 |
| 2/17 | SAN FRANCISCO | W | 7-2 |
| 2/18 | CAL STATE EAST BAY | W | 6-5 |
| 2/21 | at Santa Clara | L | 3-2 |
| 2/21 | at Santa Clara | W | 10-9 |
| 2/22 | SANTA CLARA | W | 6-5 |
| 2/24 | at San Francisco | W | 7-2 |
| 2/27 | SONOMA STATE | W | 7-5 |
| 2/28 | at Sonoma State | W | 5-3 |
| 2/28 | at Sonoma State | L | 5-1 |
| 3/3 | at San Jose State | L | 1-0 |
| 3/7 | at Oregon State | W | 13-12 |
| 3/7 | at Oregon State | W | 6-5 |
| 3/8 | at Oregon Tech | W | 16-4 |
| 3/8 | at Oregon Tech | W | 12-1 |
| 3/10 | SAN FRANCISCO STATE | L | 11-9 |
| 3/14 | SAN JOSE STATE | W | 9-8 |
| 3/15 | NEVADA | L | 14-2 |
| 3/18 | at Cal State East Bay | L | 8-5 |
| 3/21 | PACIFIC | W | 10-4 |
| 3/22 | at Pacific | L | 7-3 |
| 3/22 | at Pacific | L | 5-3 |
| 3/26 | AIR FORCE | W | 16-3 |
| 3/28 | PEPPERDINE | W | 4-2 |
| 3/29 | PEPPERDINE | L | 10-6 |
| 3/31 | at San Francisco State | L | 6-2 |
| 4/3 | at CSUN | W | 12-8 |
| 4/4 | at CSUN | L | 7-4 |
| 4/4 | at CSUN | L | 9-8 |
| 4/7 | at California | L | 6-5 |
| 4/11 | at Saint Mary's | W | 9-6 |
| 4/12 | SAINT MARY'S | W | 6-4 |
| 4/12 | SAINT MARY'S | W | 5-4 |
| 4/15 | SANTA CLARA | W | 12-4 |
| 4/16 | LA VERNE | W | 5-4 |
| 4/16 | LA VERNE | W | 16-4 |
| 4/17 | LA VERNE | W | 14-4 |
| 4/17 | LA VERNE | W | 7-5 |
| 4/21 | NEVADA | W | 9-2 |
| | at San Diego | W | 4-3 |
| | at San Diego | L | 9-4 |
| 4/24 | at UC San Diego | W | 5-4 |
| 4/25 | at UC San Diego | L | 9-5 |
| 4/26 | at US International | L | 8-0 |
| 4/26 | at US International | L | 7-1 |
| 4/28 | UC DAVIS | W | 16-6 |
| 5/1 | SOUTHERN UTAH | W | 8-7 |
| 5/1 | SOUTHERN UTAH | W | 5-1 |
| 5/2 | SOUTHERN UTAH | W | 9-2 |
| 5/2 | SOUTHERN UTAH | W | 5-2 |
| 5/4 | at Stanford | L | 11-3 |
| 5/5 | at Stanislaus State | W | 12-9 |

1988

Overall: 43-21

Head Coach: John Smith

| | | | |
|------|------------------|---|------|
| 2/5 | CHICO STATE | W | 7-1 |
| 2/6 | CHICO STATE | L | 6-2 |
| 2/6 | CHICO STATE | W | 3-0 |
| 2/9 | at Menlo College | W | 24-8 |
| 2/10 | CALIFORNIA | L | 7-2 |
| 2/12 | at UC Davis | W | 6-4 |
| 2/13 | UC DAVIS | W | 12-0 |

| | | | |
|------|-----------------------|---|----------|
| 2/13 | UC DAVIS | W | 6-0 |
| 2/16 | MENLO COLLEGE | W | 15-5 |
| 2/19 | at Cal State East Bay | W | 10-4 |
| 2/20 | CAL STATE EAST BAY | W | 8-0 |
| 2/20 | CAL STATE EAST BAY | W | 8-0 |
| 2/23 | at UC Davis | L | 6-3 |
| 2/27 | SONOMA STATE | W | 13-7 |
| 2/27 | SONOMA STATE | L | 5-4 |
| 3/1 | at Saint Mary's | W | 8-7 |
| 3/5 | CSUN | W | 9-5 |
| 3/5 | CSUN | W | 7-6 |
| 3/6 | CSUN | L | 7-4 |
| 3/8 | at Sonoma State | W | 3-1 |
| 3/11 | OREGON TECH | W | 15-1 |
| 3/11 | OREGON TECH | W | 7-0 |
| 3/12 | OREGON TECH | W | 10-2 |
| 3/12 | OREGON TECH | W | 14-1 |
| 3/15 | at UC Davis | L | 7-6 |
| 3/20 | CONCORDIA | W | 10-3 |
| 3/20 | OREGON STATE | W | 10-9 |
| 3/21 | WARNER PACIFIC | W | 4-2 |
| 3/22 | at Cal State East Bay | W | 10-3 |
| 3/24 | PACIFIC | W | 8-7 |
| 3/25 | at Pacific | W | 5-3 |
| 3/25 | at Pacific | L | 3-2 |
| 3/28 | at Columbus State ! | L | 6-5 |
| 3/29 | vs. Troy ! | L | 13-8 |
| 3/30 | vs. West Alabama ! | L | 5-3 |
| 3/31 | vs. West Georgia ! | W | 8-7 |
| 3/31 | at Columbus State ! | L | 2-1 |
| 4/1 | at Columbus State ! | W | 15-2 |
| 4/5 | UC DAVIS | W | 9-0 |
| 4/9 | at Santa Clara | L | 11-2 |
| 4/9 | at Santa Clara | L | 11-3 |
| 4/10 | SANTA CLARA | L | 6-1 |
| 4/12 | at Chico State | W | 9-8 |
| 4/15 | at San Francisco | L | 8-6 |
| 4/16 | SAN FRANCISCO | W | 13-9 |
| 4/24 | at Pepperdine | L | 4-3 |
| 4/24 | at Pepperdine | L | 5-3 |
| 4/27 | PACIFIC | W | 9-4 |
| 4/30 | SAINT MARY'S | W | 5-4 |
| 4/30 | SAINT MARY'S | W | 4-3 |
| 5/1 | at Saint Mary's | W | 10-2 |
| 5/5 | at Southern Utah | W | 2-0 |
| 5/5 | at Southern Utah | W | 5-4 |
| 5/6 | at Southern Utah | L | 6-2 |
| 5/6 | at Southern Utah | L | 5-3 |
| 5/20 | CAL POLY POMONA^ | W | 12-6 |
| 5/21 | CAL POLY POMONA^ | W | 13-8 |
| 5/21 | CAL POLY POMONA^ | W | 9-5 |
| 5/22 | CAL POLY POMONA^ | W | 4-2 |
| 5/27 | Jacksonville State & | W | 3-0 |
| 5/29 | Lewis & | W | 5-3 |
| 5/30 | Florida Southern & | L | 9-2 |
| 5/30 | Lewis & | W | 8-2 |
| 5/31 | Florida Southern & | L | 5-4 (12) |

! Game played at Columbus, Ga.

^ NCAA Regionals (Sacramento, Calif.)

& College World Series (Montgomery, Ala.)

1989

Overall: 35-18

Head Coach: John Smith

| | | | |
|------|--------------------|---|----------|
| 1/23 | at Hawai'i Pacific | W | 5-4 |
| 1/24 | at Hawai'i Pacific | W | 11-6 |
| 2/1 | UC DAVIS | W | 12-8 |
| 2/7 | SAINT MARY'S | L | 1-0 |
| 2/10 | CHICO STATE | W | 5-2 |
| 2/11 | at Chico State | W | 15-1 |
| 2/11 | at Chico State | W | 5-2 |
| 2/12 | COLLEGE OF IDAHO | W | 7-4 |
| 2/13 | COLLEGE OF IDAHO | W | 5-4 (11) |
| 2/17 | UC DAVIS | W | 6-1 |
| 2/18 | at UC Davis | W | 8-6 |



YEAR-BY-YEAR RESULTS



| | | | |
|------|--------------------------|---|----------|
| 2/22 | CAL STATE EAST BAY | W | 8-1 |
| 2/22 | CAL STATE EAST BAY | W | 8-1 |
| 2/25 | at Sonoma State | W | 3-1 |
| 2/25 | at Sonoma State | L | 4-2 |
| 2/26 | OREGON STATE | W | 7-3 |
| 2/27 | OREGON STATE | L | 5-4 |
| 3/3 | NEVADA | W | 5-0 |
| 3/4 | NEVADA | L | 7-2 |
| 3/12 | at San Jose State | L | 5-4 (10) |
| 3/14 | at San Francisco State | W | 7-5 |
| 3/17 | at Pacific | W | 4-0 |
| 3/19 | at Pacific | W | 10-1 |
| 3/20 | WASHINGTON | L | 10-5 |
| 3/21 | WARNER PACIFIC | W | 15-8 |
| 3/22 | COLUMBUS STATE | W | 5-2 |
| 3/23 | at Santa Clara | W | 10-6 |
| 3/29 | at UC Davis | W | 12-4 |
| 4/1 | OREGON TECH | L | 5-1 |
| 4/1 | OREGON TECH | W | 7-3 |
| 4/2 | OREGON TECH | W | 8-1 |
| 4/2 | OREGON TECH | W | 9-4 |
| 4/4 | SONOMA STATE | L | 6-5 |
| 4/5 | at Cal State East Bay | L | 12-11 |
| 4/8 | SANTA CLARA | W | 6-2 |
| 4/8 | SANTA CLARA | L | 10-2 |
| 4/9 | at Santa Clara | L | 5-0 |
| 4/11 | at California | W | 7-4 |
| 4/14 | SAN FRANCISCO | L | 9-3 |
| 4/15 | at San Francisco | W | 6-0 |
| 4/18 | CHICO STATE | W | 8-4 |
| 4/22 | at CSUN | L | 2-1 (11) |
| 4/23 | at CSUN | W | 4-1 |
| 4/29 | at Saint Mary's | L | 4-1 |
| 4/29 | at Saint Mary's | W | 3-1 (11) |
| 4/30 | SAINT MARY'S | L | 8-0 |
| 5/3 | PACIFIC | W | 10-9 |
| 5/8 | PACIFIC | W | 3-0 |
| 5/9 | SAN JOSE STATE | W | 6-3 |
| 5/12 | CAL POLY | L | 11-2 |
| 5/13 | CAL POLY | W | 5-3 |
| 5/19 | vs. San Francisco State^ | L | 5-4 |
| 5/19 | at Cal Poly^ | L | 4-3 |

^ NCAA Regionals (San Luis Obispo, Calif.)

1990

Overall: 34-25

Head Coach: John Smith

| | | | |
|------|-----------------------|---|----------|
| 2/2 | CAL STATE EAST BAY | W | 13-2 |
| 2/3 | at Cal State East Bay | W | 5-2 |
| 2/5 | at Stanford | W | 9-1 |
| 2/9 | CHICO STATE | W | 9-4 |
| 2/10 | at Chico State | W | 1-0 |
| 2/10 | at Chico State | L | 5-4 (9) |
| 2/11 | UC SANTA BARBARA | L | 6-4 (10) |
| 2/11 | UC SANTA BARBARA | W | 6-3 |
| 2/13 | at Stanislaus State | W | 18-9 |
| 2/19 | UC DAVIS | L | 5-1 |
| 2/19 | UC DAVIS | W | 2-1 (8) |
| 2/24 | STANISLAUS STATE | W | 9-4 |
| 2/24 | STANISLAUS STATE | W | 1-0 |
| 2/26 | OREGON STATE | W | 6-2 |
| 2/27 | SANTA CLARA | L | 5-3 |
| 3/3 | at San Jose State | L | 8-4 |
| 3/3 | at San Jose State | L | 4-3 (10) |
| 3/6 | at Chico State | W | 6-4 |
| 3/9 | PACIFIC | W | 5-4 |
| 3/11 | PORTLAND | W | 7-1 |
| 3/13 | at UC Davis | W | 7-6 |
| 3/15 | at US International | L | 13-6 |
| 3/16 | at San Diego State | L | 15-5 |
| 3/17 | at San Diego State | L | 5-0 |
| 3/18 | at San Diego State | W | 4-3 |
| 3/20 | at California | L | 6-2 |
| 3/21 | at Santa Clara | L | 10-5 |
| 3/24 | SAN FRANCISCO | W | 8-2 |



Sacramento State advanced to the Division II College World Series in 1986 and 1988. The 1986 team defeated Cal State Dominguez Hills in the West Regional before posting a 2-2 record at the World Series. The 1988 team swept Cal Poly Pomona in the West Regional and advanced to the championship game before falling to Florida Southern, 5-4. The 1988 team was helped by the play of catcher Gary Brown (26, above) who bowled his way past Lewis in the team's 5-3 victory.

| | | | | | | | |
|------|-------------------------|---|----------|------|------------------------|---|------------|
| 3/24 | SAN FRANCISCO | L | 11-5 | 2/17 | UC IRVINE | W | 7-4 |
| 3/25 | CSUN | L | 9-7 | 2/19 | at Stanford | W | 12-10 |
| 3/27 | SONOMA STATE | L | 8-2 | 2/21 | SAINT MARY'S | L | 15-9 |
| 3/31 | SAN DIEGO | W | 7-1 | 2/23 | SOUTHERN UTAH | W | 19-1 |
| 3/31 | SAN DIEGO | W | 11-10 | 2/23 | SOUTHERN UTAH | W | 7-2 |
| 4/2 | at San Francisco | L | 5-3 | 2/24 | SOUTHERN UTAH | W | 10-5 |
| 4/4 | at UC Davis | W | 7-4 (12) | 2/26 | at Saint Mary's | W | 17-5 |
| 4/5 | at Pacific | W | 2-1 | 3/8 | at Long Beach State | L | 13-11 |
| 4/6 | at Pacific | L | 2-1 | 3/9 | at Long Beach State | L | 7-6 |
| 4/9 | vs. Mercer # | W | 10-3 | 3/10 | at Long Beach State | L | 13-3 |
| 4/10 | vs. Samford # | W | 12-11 | 3/12 | SAMFORD | W | 9-2 |
| 4/11 | at Columbus State | W | 5-2 | 3/13 | vs. Samford ! | W | 3-2 |
| 4/12 | vs. Mercer # | W | 12-7 | 3/14 | SAMFORD | W | 6-2 |
| 4/12 | at Columbus State | L | 7-1 | 3/15 | SAMFORD | L | 6-5 (13) |
| 4/13 | vs. Florida A&M # | W | 10-7 | 3/16 | PACIFIC | W | 11-7 |
| 4/17 | UC DAVIS | W | 14-0 | 3/16 | PACIFIC | W | 6-2 |
| 4/22 | UC DAVIS | W | 15-6 | 3/18 | CAL POLY POMONA | W | 12-3 |
| 4/24 | at Sonoma State | W | 5-2 | 3/19 | OREGON STATE | W | 8-6 |
| 4/28 | at Nevada | L | 13-4 | 3/22 | vs. Washington State @ | W | 5-1 |
| 4/28 | at Nevada | L | 19-9 | 3/23 | vs. Lewis & Clark @ | L | 6-0 (7) |
| 4/29 | at Nevada | L | 9-7 | 3/24 | at Hawai'i @ | L | 7-6 (12) |
| 5/1 | PACIFIC | W | 7-1 | 3/25 | vs. Portland State @ | L | 5-2 |
| 5/5 | at Saint Mary's | W | 7-0 | 3/26 | vs. Hawai'i-Hilo @ | L | 6-5 (14) |
| 5/5 | at Saint Mary's | W | 13-5 | 3/27 | vs. Davidson @ | W | 4-0 |
| 5/6 | SAINT MARY'S | L | 8-2 | 3/28 | vs. Wichita State @ | L | 3-2 |
| 5/6 | SAINT MARY'S | L | 5-4 | 3/29 | vs. Hawai'i-Hilo @ | W | 11-0 (7) |
| 5/9 | CALIFORNIA | W | 8-7 | 3/30 | vs. Davidson @ | W | 4-3 |
| 5/11 | at UCLA | L | 9-7 | 4/2 | STANISLAUS STATE | L | 2-0 |
| 5/12 | at UCLA | L | 13-5 | 4/6 | at Santa Clara | L | 8-2 |
| 5/12 | vs. US International \$ | L | 2-1 | 4/6 | at Santa Clara | L | 6-3 |
| 5/15 | SANTA CLARA | W | 7-2 | 4/7 | SANTA CLARA | L | 7-2 |
| | | | | 4/9 | at Nevada | W | 9-4 |
| | | | | 4/11 | CHICO STATE | W | 11-0 |
| | | | | 4/11 | CHICO STATE | W | 3-1 |
| | | | | 4/14 | CAL STATE EAST BAY | W | 10-2 |
| | | | | 4/14 | SAINT MARY'S | W | 16-5 |
| | | | | 4/16 | UC DAVIS | W | 5-3 |
| | | | | 4/17 | SONOMA STATE | W | 12-4 |
| | | | | 4/19 | SAN FRANCISCO | W | 7-4 |
| | | | | 4/21 | at San Francisco | W | 11-6 |
| | | | | 4/22 | CALIFORNIA | W | 8-4 |
| | | | | 4/27 | NEVADA | L | 6-5 |
| | | | | 4/27 | NEVADA | W | 2-1 |
| | | | | 4/28 | NEVADA | W | 9-3 |
| | | | | 4/30 | at Stanislaus State | W | 15-11 (11) |
| | | | | 5/1 | at San Francisco | L | 7-5 |
| | | | | 5/4 | at CSUN | L | 11-9 (10) |

Game played at Columbus, Ga.

\$ Game played at UCLA

1991

Overall: 41-23

Head Coach: John Smith

| | | | |
|------|---------------------|---|-----|
| 2/3 | at UC Davis | W | 9-5 |
| 2/4 | at Chico State | W | 6-4 |
| 2/6 | UC DAVIS | W | 8-3 |
| 2/9 | at UC Santa Barbara | W | 8-4 |
| 2/10 | at Cal Poly | L | 9-8 |
| 2/12 | CAL STATE EAST BAY | W | 8-4 |
| 2/13 | at Pacific | W | 2-0 |
| 2/16 | UC IRVINE | L | 3-2 |
| 2/16 | UC IRVINE | L | 7-6 |

YEAR-BY-YEAR RESULTS

| | | | |
|------|-----------------|---|-------|
| 5/4 | at CSUN | L | 4-0 |
| 5/5 | at CSUN | W | 4-2 |
| 5/8 | at Saint Mary's | W | 15-12 |
| 5/10 | GRAND CANYON | W | 6-3 |
| 5/11 | GRAND CANYON | W | 5-2 |
| 5/13 | SAINT MARY'S | L | 11-6 |
| 5/15 | STANFORD | W | 9-8 |
| 5/18 | CSUN | L | 13-7 |

! Game played at Davis, Calif.

@ Rainbow Easter Tournament (Honolulu, Hawai'i)

1992

Overall: 32-25

Head Coach: John Smith

| | | | |
|------|-----------------------|---|-----------|
| 2/2 | STANISLAUS STATE | W | 5-2 |
| 2/5 | at Stanford | L | 6-5 |
| 2/8 | SANTA CLARA | W | 8-7 |
| 2/8 | SANTA CLARA | W | 6-2 (6) |
| 2/10 | at UC Davis | L | 10-3 |
| 2/22 | LONG BEACH STATE | L | 12-1 |
| 2/23 | LONG BEACH STATE | L | 4-1 |
| 2/23 | LONG BEACH STATE | L | 17-4 |
| 2/25 | at Saint Mary's | W | 11-10 |
| 2/28 | at Hawai'i | L | 9-8 (11) |
| 2/29 | at Hawai'i | L | 8-4 |
| 3/1 | at Hawai'i | L | 16-1 |
| 3/3 | CALIFORNIA | L | 7-6 |
| 3/8 | CHICO STATE | W | 7-2 |
| 3/8 | CHICO STATE | W | 6-5 |
| 3/10 | at Santa Clara | W | 7-4 |
| 3/10 | at Santa Clara | W | 7-6 |
| 3/12 | SAN DIEGO STATE | L | 8-5 |
| 3/14 | SAN DIEGO STATE | L | 3-2 |
| 3/17 | at UC Davis | L | 9-6 |
| 3/21 | OREGON STATE | L | 14-6 |
| 3/22 | OREGON STATE | W | 4-3 |
| 3/23 | OREGON STATE | W | 6-3 |
| 3/25 | at San Francisco | W | 9-2 |
| 3/27 | SOUTHERN UTAH | W | 17-0 |
| 3/28 | SOUTHERN UTAH | W | 14-1 |
| 3/28 | SOUTHERN UTAH | W | 12-5 |
| 3/29 | SOUTHERN UTAH | W | 20-3 |
| 3/29 | SOUTHERN UTAH | W | 2-1 |
| 3/31 | at California | W | 6-1 |
| 4/3 | GRAND CANYON | W | 10-9 (10) |
| 4/4 | GRAND CANYON | W | 10-3 |
| 4/4 | GRAND CANYON | W | 8-1 |
| 4/5 | GRAND CANYON | W | 5-4 |
| 4/7 | SAN FRANCISCO | W | 11-6 |
| 4/11 | at UC Irvine | W | 7-0 |
| 4/12 | at UC Irvine | W | 7-2 (7) |
| 4/12 | at UC Irvine | L | 16-10 (7) |
| 4/13 | at Chapman | L | 3-2 |
| 4/15 | at Nevada | L | 8-5 |
| 4/18 | SAINT MARY'S | W | 10-5 |
| 4/18 | SAINT MARY'S | L | 2-1 |
| 4/21 | at Cal State East Bay | W | 10-1 |
| 4/22 | PACIFIC | W | 6-4 |
| 4/24 | at CSUN | L | 10-7 (11) |
| 4/25 | at CSUN | L | 8-7 |
| 4/26 | at CSUN | W | 5-4 (10) |
| 4/28 | UC DAVIS | L | 9-8 (10) |
| 5/2 | at San Jose State | L | 4-1 |
| 5/3 | SAN JOSE STATE | L | 8-2 |
| 5/4 | STANFORD | L | 5-4 |
| 5/8 | at Pacific | W | 7-4 |
| 5/9 | UCLA | L | 5-2 |
| 5/10 | UCLA | W | 10-7 |
| 5/13 | NEVADA | L | 10-2 |
| 5/13 | NEVADA | W | 3-1 |
| 5/15 | at Pacific | W | 6-1 |

1993

Overall: 36-22

Western Athletic Conference: 13-11

Head Coach: John Smith

| | | | |
|------|---------------------|---|-------|
| 2/11 | at UC Davis | W | 2-0 |
| 2/13 | at Saint Mary's | L | 7-2 |
| 2/13 | at Saint Mary's | W | 19-8 |
| 2/14 | SAINT MARY'S | W | 4-2 |
| 2/15 | at Santa Clara | L | 4-3 |
| 2/16 | UC DAVIS | W | 12-11 |
| 2/22 | at UC Santa Barbara | W | 4-1 |
| 2/27 | UC SANTA BARBARA # | W | 11-7 |
| 2/27 | OREGON STATE # | L | 8-6 |
| 2/28 | CALIFORNIA # | W | 5-1 |
| 2/28 | OREGON STATE | W | 10-9 |
| 3/2 | VALPARAISO | W | 13-0 |
| 3/3 | at Nevada | W | 17-11 |
| 3/5 | CSUN* | W | 4-3 |
| 3/6 | CSUN* | W | 5-4 |
| 3/7 | CSUN* | L | 10-3 |
| 3/9 | at San Francisco | W | 17-3 |
| 3/12 | SAN DIEGO STATE* | W | 9-5 |
| 3/13 | SAN DIEGO STATE* | W | 2-0 |
| 3/14 | SAN DIEGO STATE* | W | 10-9 |
| 3/16 | NEVADA | L | 10-5 |
| 3/19 | vs. Utah ! | W | 8-5 |
| 3/20 | vs. Oregon State ! | L | 7-1 |
| 3/20 | at San Jose State ! | L | 14-7 |
| 3/21 | at San Jose State ! | L | 17-9 |
| 3/22 | STANFORD | W | 11-3 |
| 3/27 | at CSUN* | W | 7-4 |
| 3/29 | at CSUN* | L | 2-1 |
| 3/29 | at CSUN* | L | 7-0 |
| 3/31 | at California | L | 5-0 |
| 4/2 | at Fresno State* | L | 5-3 |
| 4/3 | at Fresno State* | L | 14-1 |
| 4/4 | at Fresno State* | W | 13-9 |
| 4/6 | SANTA CLARA | W | 10-9 |
| 4/10 | HAWAII* | L | 6-2 |
| 4/10 | HAWAII* | W | 4-1 |
| 4/12 | HAWAII* | L | 13-5 |
| 4/13 | PACIFIC | L | 8-3 |
| 4/14 | SAN FRANCISCO | W | 4-2 |
| 4/16 | at San Diego State* | W | 14-7 |
| 4/17 | at San Diego State* | W | 6-5 |
| 4/18 | at San Diego State* | W | 12-7 |
| 4/20 | SAINT MARY'S | W | 8-5 |
| 4/23 | at Long Beach State | L | 10-9 |
| 4/24 | at Long Beach State | L | 18-4 |
| 4/25 | at Long Beach State | W | 6-1 |
| 4/27 | at Pacific | W | 8-7 |
| 4/30 | FRESNO STATE* | L | 12-7 |
| 5/1 | FRESNO STATE* | L | 9-5 |
| 5/2 | FRESNO STATE* | W | 8-5 |
| 5/4 | SANTA CLARA | W | 6-4 |
| 5/7 | at Hawai'i* | L | 10-5 |
| 5/8 | at Hawai'i* | L | 7-1 |
| 5/9 | at Hawai'i* | W | 11-1 |
| 5/14 | SOUTHERN UTAH | W | 9-3 |
| 5/15 | SOUTHERN UTAH | W | 4-0 |
| 5/15 | SOUTHERN UTAH | W | 5-1 |
| 5/16 | SOUTHERN UTAH | W | 14-2 |

** Western Athletic Conference game*

! San Jose State Tournament (San Jose, Calif.)

Sacramento Baseball Classic (Sacramento, Calif.)

1994

Overall: 27-29

Western Athletic Conference: 10-14

Head Coach: John Smith

| | | | |
|------|------------------|---|------|
| 2/5 | SANTA CLARA | L | 5-3 |
| 2/11 | UC SANTA BARBARA | W | 13-7 |
| 2/12 | UC SANTA BARBARA | L | 9-7 |
| 2/12 | UC SANTA BARBARA | W | 11-6 |
| 2/15 | at Stanford | W | 7-0 |

| | | | |
|------|---------------------|---|-------|
| 2/16 | WYOMING | W | 21-7 |
| 2/18 | WASHINGTON STATE | W | 11-6 |
| 2/23 | UC DAVIS | L | 12-6 |
| 2/25 | SAINT MARY'S | W | 10-1 |
| 2/27 | at Saint Mary's | L | 10-4 |
| 3/2 | at Santa Clara | L | 4-3 |
| 3/4 | OREGON STATE | L | 5-0 |
| 3/4 | PORTLAND | W | 6-5 |
| 3/5 | OREGON STATE | W | 9-8 |
| 3/6 | PORTLAND | W | 12-4 |
| 3/8 | NEVADA | L | 15-6 |
| 3/11 | at Fresno State* | L | 7-6 |
| 3/12 | at Fresno State* | L | 6-2 |
| 3/13 | at Fresno State* | W | 9-0 |
| 3/15 | ARIZONA | L | 10-4 |
| 3/16 | ARIZONA | W | 25-8 |
| 3/18 | CSUN* | W | 10-6 |
| 3/19 | CSUN* | L | 10-7 |
| 3/20 | CSUN* | W | 17-8 |
| 3/22 | at California | L | 7-6 |
| 3/25 | SAN DIEGO STATE* | L | 15-11 |
| 3/26 | SAN DIEGO STATE* | L | 14-7 |
| 3/27 | SAN DIEGO STATE* | L | 12-10 |
| 3/28 | at Saint Mary's | L | 12-5 |
| 4/1 | at Hawai'i* | W | 5-3 |
| 4/2 | at Hawai'i* | W | 7-5 |
| 4/3 | at Hawai'i* | L | 5-4 |
| 4/10 | UC DAVIS | W | 8-5 |
| 4/11 | at Santa Clara | L | 6-3 |
| 4/13 | at San Francisco | W | 8-3 |
| 4/15 | FRESNO STATE* | W | 4-3 |
| 4/16 | FRESNO STATE* | L | 7-2 |
| 4/17 | FRESNO STATE* | W | 21-13 |
| 4/19 | SAN FRANCISCO | L | 9-8 |
| 4/20 | CHICO STATE | W | 3-1 |
| 4/22 | at CSUN* | W | 9-0 |
| 4/23 | at CSUN* | L | 7-6 |
| 4/24 | at CSUN* | W | 14-6 |
| 4/26 | CALIFORNIA | W | 3-2 |
| 4/27 | at Pacific | L | 11-10 |
| 4/30 | at Stanford | W | 8-5 |
| 5/1 | STANFORD | W | 14-3 |
| 5/3 | at Nevada | W | 11-1 |
| 5/4 | PACIFIC | L | 10-9 |
| 5/7 | HAWAII* | L | 6-5 |
| 5/7 | HAWAII* | L | 11-3 |
| 5/8 | HAWAII* | L | 7-3 |
| 5/10 | SANTA CLARA | L | 11-6 |
| 5/13 | at San Diego State* | L | 8-7 |
| 5/16 | at San Diego State* | L | 10-3 |
| 5/16 | at San Diego State* | W | 4-2 |

** Western Athletic Conference game*

1995

Overall: 28-26

Western Athletic Conference: 16-13

Head Coach: John Smith

| | | | |
|------|---------------------|---|-------|
| 1/31 | at California | L | 6-2 |
| 2/2 | SAINT MARY'S | L | 2-1 |
| 2/4 | SAINT MARY'S | W | 10-5 |
| 2/5 | CHICO STATE | W | 4-2 |
| 2/7 | at Stanford | L | 7-4 |
| 2/10 | at UC Santa Barbara | W | 7-5 |
| 2/11 | at UC Santa Barbara | L | 9-8 |
| 2/12 | at UC Santa Barbara | L | 4-3 |
| 2/14 | at Saint Mary's | L | 7-3 |
| 2/17 | WASHINGTON STATE | W | 9-8 |
| 2/18 | WASHINGTON STATE | W | 6-0 |
| 2/22 | NEVADA | L | 10-5 |
| 2/25 | UC DAVIS | W | 9-8 |
| 2/26 | at UC Davis | W | 5-4 |
| 2/27 | UC DAVIS | W | 4-3 |
| 3/4 | at San Jose State | L | 13-10 |
| 3/5 | SAN JOSE STATE | W | 7-2 |
| 3/5 | SAN JOSE STATE | W | 7-0 |



YEAR-BY-YEAR RESULTS

| | | | |
|------|---------------------|---|-------|
| 3/12 | at San Diego State* | L | 7-6 |
| 3/13 | at San Diego State* | L | 4-3 |
| 3/13 | at San Diego State* | L | 11-1 |
| 3/17 | CSUN* | W | 6-1 |
| 3/19 | CSUN* | W | 17-6 |
| 3/19 | CSUN* | W | 13-3 |
| 3/25 | CAL POLY* | L | 7-6 |
| 3/26 | CAL POLY* | W | 2-0 |
| 3/26 | CAL POLY* | W | 9-1 |
| 3/28 | at Santa Clara | L | 7-1 |
| 3/31 | FRESNO STATE* | W | 4-3 |
| 4/1 | FRESNO STATE* | L | 5-1 |
| 4/2 | FRESNO STATE* | L | 4-1 |
| 4/4 | at UC Davis | L | 4-3 |
| 4/5 | SAN FRANCISCO STATE | L | 13-11 |
| 4/7 | at Hawai'i* | L | 6-5 |
| 4/8 | at Hawai'i* | L | 2-1 |
| 4/9 | at Hawai'i* | W | 14-8 |
| 4/14 | at CSUN* | L | 10-4 |
| 4/15 | at CSUN* | W | 13-9 |
| 4/21 | SAN DIEGO STATE* | W | 5-4 |
| 4/22 | SAN DIEGO STATE* | W | 10-5 |
| 4/23 | SAN DIEGO STATE* | L | 16-2 |
| 4/25 | CALIFORNIA | L | 11-10 |
| 4/26 | SANTA CLARA | W | 8-7 |
| 4/28 | at Cal Poly* | L | 2-1 |
| 4/29 | at Cal Poly* | W | 4-3 |
| 4/30 | at Cal Poly* | L | 3-0 |
| 5/2 | PACIFIC | L | 3-1 |
| 5/4 | HAWAII* | W | 3-2 |
| 5/5 | HAWAII* | W | 9-3 |
| 5/6 | HAWAII* | W | 2-0 |
| 5/8 | STANFORD | W | 8-6 |
| 5/12 | at Fresno State* | W | 3-2 |
| 5/13 | at Fresno State* | L | 8-7 |
| 5/14 | at Fresno State* | W | 6-4 |

* Western Athletic Conference game

1996

Overall: 12-43

Western Athletic Conference: 3-27

Head Coach: John Smith

| | | | |
|------|---------------------|---|-----------|
| 1/26 | CAL POLY* | L | 7-4 |
| 1/28 | CAL POLY* | L | 11-6 |
| 2/1 | CHICO STATE | L | 13-10 |
| 2/3 | SAN FRANCISCO | L | 9-4 |
| 2/7 | STANFORD | L | 5-3 |
| 2/9 | UC SANTA BARBARA | W | 7-6 |
| 2/10 | UC SANTA BARBARA | L | 8-5 (11) |
| 2/11 | UC SANTA BARBARA | L | 6-3 |
| 2/13 | SANTA CLARA | W | 8-7 |
| 2/16 | at Grand Canyon | L | 11-6 |
| 2/17 | at Grand Canyon | W | 11-9 (12) |
| 2/18 | at Grand Canyon | L | 6-5 |
| 2/23 | SAN JOSE STATE | W | 11-9 |
| 2/24 | SAN JOSE STATE | L | 9-2 |
| 2/24 | SAINT MARY'S | W | 8-0 |
| 2/25 | at San Jose State | L | 3-2 |
| 3/1 | HAWAII* | L | 8-5 (11) |
| 3/2 | HAWAII* | L | 5-4 |
| 3/6 | at UC Davis | L | 3-0 |
| 3/8 | at San Diego State* | L | 16-2 |
| 3/9 | at San Diego State* | L | 7-6 |
| 3/10 | at San Diego State* | L | 5-3 |
| 3/15 | at Santa Clara | L | 1-0 |
| 3/16 | at Santa Clara | W | 6-5 |
| 3/17 | SANTA CLARA | L | 11-4 |
| 3/19 | at Saint Mary's | W | 4-2 |
| 3/22 | CSUN* | L | 13-4 |
| 3/23 | CSUN* | L | 18-6 |
| 3/24 | CSUN* | L | 7-6 (10) |
| 3/27 | at California | L | 18-4 |
| 3/29 | at Fresno State* | L | 6-2 |
| 3/30 | at Fresno State* | L | 9-1 |
| 3/31 | at Fresno State* | L | 9-4 |

| | | | |
|------|------------------|---|-----------|
| 4/3 | HAWAII* | W | 16-9 |
| 4/5 | at Hawai'i* | L | 7-3 |
| 4/6 | at Hawai'i* | L | 15-6 |
| 4/7 | at Hawai'i* | L | 9-8 |
| 4/12 | SAN DIEGO STATE* | L | 9-1 |
| 4/13 | SAN DIEGO STATE* | W | 4-3 (10) |
| 4/14 | SAN DIEGO STATE* | L | 5-4 |
| 4/16 | at Stanford | L | 4-3 |
| 4/19 | at Cal Poly* | L | 6-2 |
| 4/20 | at Cal Poly* | L | 9-7 |
| 4/20 | at Cal Poly* | L | 12-1 |
| 4/21 | at Cal Poly* | W | 6-4 |
| 4/23 | NEVADA | L | 11-4 |
| 4/26 | FRESNO STATE* | L | 10-0 |
| 4/27 | FRESNO STATE* | L | 4-2 |
| 4/28 | FRESNO STATE* | L | 5-3 |
| 4/30 | at Nevada | L | 20-3 |
| 5/3 | at CSUN* | L | 19-5 |
| 5/4 | at CSUN* | L | 9-0 |
| 5/5 | at CSUN* | L | 4-2 |
| 5/7 | at Pacific | W | 10-7 (10) |
| 5/8 | UC DAVIS | W | 13-6 |

* Western Athletic Conference game

1997

Overall: 16-39

Big West Conference: 8-22

Head Coach: John Smith

| | | | |
|------|----------------------|---|-----------|
| 1/30 | SOUTHERN UTAH | W | 8-7 |
| 2/1 | at San Francisco | L | 10-5 |
| 2/1 | at San Francisco | W | 9-6 |
| 2/2 | SAN FRANCISCO | W | 4-3 |
| 2/6 | CHICO STATE | L | 7-6 |
| 2/7 | CSUN | L | 9-8 (12) |
| 2/8 | CSUN | L | 14-6 |
| 2/12 | SANTA CLARA | L | 3-2 |
| 2/15 | OREGON STATE | W | 2-0 |
| 2/15 | OREGON STATE | L | 18-6 |
| 2/16 | OREGON STATE | L | 8-5 |
| 2/17 | WASHINGTON STATE | W | 17-5 |
| 2/22 | at CSUN | L | 14-3 |
| 2/22 | at CSUN | L | 20-4 |
| 2/23 | at CSUN | L | 9-8 |
| 2/25 | STANFORD | L | 18-4 |
| 3/1 | SAINT MARY'S | L | 12-7 |
| 3/1 | SAINT MARY'S | W | 7-3 |
| 3/4 | at Saint Mary's | L | 5-2 |
| 3/7 | at Pacific* | L | 6-0 |
| 3/8 | PACIFIC* | W | 6-5 |
| 3/8 | RHODE ISLAND | W | 31-3 |
| 3/9 | at Pacific* | L | 20-3 |
| 3/11 | at UC Davis | L | 16-4 |
| 3/14 | NEVADA* | L | 10-3 |
| 3/15 | NEVADA* | L | 7-6 |
| 3/16 | NEVADA* | L | 8-5 |
| 3/21 | at New Mexico State* | L | 9-5 |
| 3/22 | at New Mexico State* | W | 13-11 |
| 3/23 | at New Mexico State* | W | 19-16 |
| 3/27 | at Long Beach State* | L | 22-3 |
| 3/28 | at Long Beach State* | L | 4-3 |
| 3/29 | at Long Beach State* | L | 10-3 |
| 4/2 | UC DAVIS | W | 14-7 |
| 4/4 | CAL STATE FULLERTON* | L | 9-5 |
| 4/5 | CAL STATE FULLERTON* | L | 4-0 |
| 4/6 | CAL STATE FULLERTON* | W | 10-9 (12) |
| 4/11 | PACIFIC* | L | 3-2 (10) |
| 4/12 | at Pacific* | L | 9-5 |
| 4/13 | PACIFIC* | W | 7-6 |
| 4/15 | at California | L | 7-3 |
| 4/18 | at UC Santa Barbara* | L | 15-5 |
| 4/19 | at UC Santa Barbara* | L | 9-7 |
| 4/20 | at UC Santa Barbara* | L | 15-6 |
| 4/22 | at Stanford | L | 9-3 |
| 4/25 | CAL POLY* | L | 17-9 |
| 4/26 | CAL POLY* | L | 16-7 |

| | | | |
|------|-------------------|---|-------|
| 4/27 | CAL POLY* | W | 13-11 |
| 5/2 | at Nevada* | L | 6-5 |
| 5/3 | at Nevada* | L | 23-3 |
| 5/4 | at Nevada* | L | 22-15 |
| 5/6 | CALIFORNIA | L | 15-8 |
| 5/9 | NEW MEXICO STATE* | L | 11-4 |
| 5/10 | NEW MEXICO STATE* | W | 19-11 |
| 5/11 | NEW MEXICO STATE* | W | 12-6 |

* Big West Conference game

1998

Overall: 25-35

Big West Conference: 15-19

Head Coach: John Smith

| | | | |
|------|-------------------------|---|-------|
| 1/22 | at Hawai'i | L | 20-9 |
| 1/23 | at Hawai'i | L | 15-5 |
| 1/24 | at Hawai'i | L | 7-5 |
| 1/30 | SAN FRANCISCO | W | 12-11 |
| 2/9 | at Chico State | L | 12-7 |
| 2/12 | at CSUN | L | 12-11 |
| 2/13 | at Pepperdine | W | 6-5 |
| 2/15 | at Pepperdine | W | 7-3 |
| 2/15 | at Pepperdine | L | 11-1 |
| 2/17 | at UC Davis | L | 10-3 |
| 2/18 | CHICO STATE | L | 11-6 |
| 2/20 | at San Jose State | L | 6-2 |
| 2/20 | at San Jose State | L | 12-8 |
| 2/22 | SAN JOSE STATE | W | 10-6 |
| 2/24 | at Fresno State | L | 10-3 |
| 2/28 | SAINT MARY'S | W | 2-1 |
| 2/28 | SAINT MARY'S | W | 5-4 |
| 3/1 | SAINT MARY'S | L | 17-13 |
| 3/4 | CALIFORNIA | L | 15-5 |
| 3/6 | PACIFIC* | W | 10-2 |
| 3/7 | at Pacific* | L | 17-4 |
| 3/8 | PACIFIC* | L | 6-2 |
| 3/13 | NEVADA* | L | 14-9 |
| 3/14 | NEVADA* | W | 13-10 |
| 3/15 | NEVADA* | W | 11-6 |
| 3/17 | at San Francisco | W | 10-9 |
| 3/20 | NEW MEXICO STATE* | W | 13-7 |
| 3/21 | NEW MEXICO STATE* | W | 6-5 |
| 3/22 | NEW MEXICO STATE* | W | 11-6 |
| 3/24 | SANTA CLARA | L | 9-5 |
| 3/27 | at Cal State Fullerton* | W | 9-4 |
| 3/28 | at Cal State Fullerton* | L | 15-6 |
| 3/29 | at Cal State Fullerton* | L | 9-4 |
| 4/1 | UC DAVIS | W | 13-2 |
| 4/4 | LONG BEACH STATE* | L | 19-10 |
| 4/4 | LONG BEACH STATE* | L | 14-6 |
| 4/5 | LONG BEACH STATE* | L | 18-7 |
| 4/8 | at Santa Clara | W | 8-6 |
| 4/9 | at Cal Poly* | L | 6-3 |
| 4/10 | at Cal Poly* | L | 6-5 |
| 4/12 | at Cal Poly* | W | 10-8 |
| 4/14 | at Stanford | L | 12-2 |
| 4/17 | UC SANTA BARBARA* | W | 10-7 |
| 4/18 | UC SANTA BARBARA* | L | 8-5 |
| 4/19 | UC SANTA BARBARA* | W | 7-6 |
| 4/21 | FRESNO STATE | L | 6-5 |
| 4/24 | at Pacific* | L | 13-10 |
| 4/25 | PACIFIC* | W | 23-9 |
| 4/26 | at Pacific* | W | 16-3 |
| 4/29 | UC DAVIS | W | 18-2 |
| 5/1 | at Nevada* | L | 20-10 |
| 5/2 | at Nevada* | L | 17-13 |
| 5/3 | at Nevada* | L | 9-5 |
| 5/8 | at New Mexico State* | L | 8-6 |
| 5/9 | at New Mexico State* | L | 11-9 |
| 5/10 | at New Mexico State* | W | 14-13 |
| 5/14 | vs. Long Beach State! | L | 8-7 |
| 5/15 | at Cal State Fullerton! | W | 6-5 |
| 5/16 | vs. UC Santa Barbara! | W | 15-11 |
| 5/17 | vs. Long Beach State! | L | 24-10 |



YEAR-BY-YEAR RESULTS

* Big West Conference game
! Big West Tournament (Fullerton, Calif.)

1999

Overall: 18-39

Big West Conference: 8-22

Head Coach: John Smith

| | | | |
|------|-------------------------|---|------------|
| 1/29 | SAN FRANCISCO | L | 12-0 |
| 1/31 | at San Francisco | W | 11-10 (10) |
| 2/4 | at Hawai'i | W | 12-4 |
| 2/5 | at Hawai'i | L | 10-3 |
| 2/6 | at Hawai'i | L | 21-4 |
| 2/12 | at San Diego | L | 7-5 |
| 2/13 | at San Diego | L | 7-0 |
| 2/14 | at San Diego | L | 9-1 |
| 2/17 | at Stanford | L | 8-1 |
| 2/19 | SAN JOSE STATE | W | 11-1 |
| 2/20 | SAN JOSE STATE | W | 4-3 |
| 2/21 | at San Jose State | L | 4-1 |
| 2/23 | at California | W | 6-5 |
| 2/27 | SAINT MARY'S | W | 9-6 |
| 2/27 | SAINT MARY'S | W | 7-1 |
| 2/28 | SAINT MARY'S | L | 21-4 |
| 3/5 | at UC Santa Barbara* | W | 8-6 |
| 3/6 | at UC Santa Barbara* | L | 7-2 |
| 3/7 | at UC Santa Barbara* | W | 10-4 |
| 3/9 | UC DAVIS | L | 7-6 |
| 3/12 | at Long Beach State* | L | 9-1 |
| 3/13 | at Long Beach State* | L | 6-3 |
| 3/14 | at Long Beach State* | L | 7-0 |
| 3/16 | at UC Davis | L | 6-5 |
| 3/19 | CAL STATE FULLERTON* | L | 21-2 |
| 3/20 | CAL STATE FULLERTON* | L | 11-5 |
| 3/21 | CAL STATE FULLERTON* | L | 14-7 |
| 3/23 | at Santa Clara | W | 12-9 |
| 3/26 | CSUN | W | 8-3 |
| 3/27 | CSUN | W | 4-3 (12) |
| 3/28 | CSUN | L | 6-2 |
| 3/30 | at Fresno State | L | 4-1 |
| 4/1 | CAL POLY* | L | 4-2 |
| 4/2 | CAL POLY* | W | 8-4 |
| 4/3 | CAL POLY* | L | 3-1 |
| 4/7 | SANTA CLARA | L | 16-7 |
| 4/9 | at New Mexico State* | L | 18-4 |
| 4/10 | at New Mexico State* | L | 16-1 |
| 4/11 | at New Mexico State* | L | 8-7 |
| 4/13 | CAL STATE EAST BAY | L | 7-5 |
| 4/16 | PACIFIC* | L | 5-1 |
| 4/17 | PACIFIC* | W | 4-3 |
| 4/18 | PACIFIC* | L | 8-6 |
| 4/20 | CHICO STATE | L | 9-5 |
| 4/23 | at Nevada* | L | 5-2 |
| 4/24 | at Nevada* | L | 16-4 |
| 4/25 | at Nevada* | L | 19-7 |
| 4/26 | FRESNO STATE | L | 14-7 |
| 4/30 | at Cal State Fullerton* | L | 4-0 |
| 5/1 | at Cal State Fullerton* | L | 14-7 |
| 5/2 | at Cal State Fullerton* | W | 13-10 |
| 5/7 | LONG BEACH STATE* | L | 6-3 |
| 5/8 | LONG BEACH STATE* | L | 14-4 |
| 5/9 | LONG BEACH STATE* | W | 11-10 (10) |
| 5/15 | MEW MEXICO STATE* | L | 8-3 |
| 5/16 | NEW MEXICO STATE* | W | 4-3 |
| 5/17 | NEW MEXICO STATE* | W | 9-8 |

* Big West Conference game

2000

Overall: 23-33

Big West Conference: 15-15

Head Coach: John Smith

| | | | |
|-----|---------------------|---|------|
| 2/1 | SAN FRANCISCO STATE | W | 14-5 |
| 2/4 | at CSUN | L | 3-2 |
| 2/5 | at CSUN | L | 5-3 |
| 2/6 | at CSUN | L | 3-2 |
| 2/8 | CAL STATE EAST BAY | W | 10-3 |

| | | | |
|------|-------------------------|---|----------|
| 2/15 | at UC Davis | W | 11-7 |
| 2/18 | at San Jose State | L | 13-2 |
| 2/19 | at San Jose State | L | 7-3 |
| 2/20 | SAN JOSE STATE | L | 4-3 |
| 2/21 | STANFORD | L | 4-2 |
| 2/25 | at Hawai'i | L | 9-3 |
| 2/26 | at Hawai'i | L | 4-3 |
| 2/27 | at Hawai'i | L | 2-1 |
| 3/4 | SAINT MARY'S | W | 9-8 (11) |
| 3/4 | SAINT MARY'S | L | 9-6 |
| 3/7 | at Santa Clara | W | 8-6 |
| 3/14 | UC DAVIS | W | 7-3 |
| 3/15 | ! vs. Hawai'i | L | 13-1 |
| 3/17 | UC SANTA BARBARA* | L | 2-0 |
| 3/18 | UC SANTA BARBARA* | W | 13-0 |
| 3/19 | UC SANTA BARBARA* | W | 13-5 |
| 3/21 | FRESNO STATE | L | 3-1 |
| 3/24 | at Cal Poly* | L | 5-4 |
| 3/25 | at Cal Poly* | W | 11-7 |
| 3/26 | at Cal Poly* | W | 8-1 |
| 3/28 | CHICO STATE | L | 17-7 |
| 3/31 | LONG BEACH STATE* | W | 5-4 |
| 4/1 | LONG BEACH STATE* | W | 6-5 |
| 4/2 | LONG BEACH STATE* | L | 12-6 |
| 4/7 | at Cal State Fullerton* | W | 3-2 |
| 4/8 | at Cal State Fullerton* | W | 12-7 |
| 4/9 | at Cal State Fullerton* | L | 6-4 |
| 4/11 | at San Francisco | L | 24-4 |
| 4/14 | NEW MEXICO STATE* | L | 7-5 |
| 4/15 | NEW MEXICO STATE* | W | 7-6 |
| 4/16 | NEW MEXICO STATE* | W | 8-4 |
| 4/20 | NEVADA* | L | 7-3 |
| 4/21 | NEVADA* | L | 5-3 |
| 4/22 | NEVADA* | L | 10-8 |
| 4/24 | CALIFORNIA | L | 5-3 |
| 4/25 | SANTA CLARA | W | 15-10 |
| 4/28 | at Pacific* | W | 9-1 |
| 4/29 | at Pacific* | L | 6-2 |
| 4/30 | at Pacific* | W | 8-3 |
| 5/2 | at Fresno State | L | 15-2 |
| 5/5 | CAL POLY* | L | 8-7 |
| 5/6 | CAL POLY* | L | 6-2 |
| 5/8 | CAL POLY* | L | 15-3 |
| 5/9 | SAN FRANCISCO | W | 10-3 |
| 5/12 | at UC Santa Barbara* | W | 8-6 |
| 5/13 | at UC Santa Barbara* | L | 10-9 |
| 5/14 | at UC Santa Barbara* | L | 17-12 |
| 5/19 | at New Mexico State* | W | 8-7 |
| 5/20 | at New Mexico State* | L | 9-4 |
| 5/21 | at New Mexico State* | W | 13-6 |

* Big West Conference game
! Game played in Stockton, Calif.

2001

Overall: 24-35

Big West Conference: 4-14

Head Coach: John Smith

| | | | |
|------|---------------------|---|----------|
| 1/25 | at Hawai'i | L | 8-7 (11) |
| 1/26 | at Hawai'i | L | 5-1 |
| 1/27 | at Hawai'i | W | 11-8 |
| 2/2 | SAN FRANCISCO | W | 4-3 |
| 2/3 | SAINT MARY'S | L | 4-3 |
| 2/6 | UC DAVIS | L | 6-5 |
| 2/9 | at San Diego | L | 15-2 |
| 2/10 | at San Diego | W | 7-0 |
| 2/11 | at San Diego | W | 7-5 |
| 2/14 | SAN FRANCISCO | L | 9-1 |
| 2/16 | SAN FRANCISCO STATE | W | 12-4 |
| 2/17 | SAN FRANCISCO STATE | W | 19-6 |
| 2/23 | SAINT MARY'S | W | 5-3 |
| 2/27 | at Santa Clara | W | 7-4 |
| 2/28 | at Saint Mary's | W | 3-2 (10) |
| 3/2 | UTAH | L | 17-10 |
| 3/3 | UTAH | L | 4-2 |
| 3/3 | UTAH | W | 2-1 |

| | | | |
|------|----------------------|---|----------|
| 3/8 | EASTERN MICHIGAN | W | 4-3 |
| 3/9 | CHICAGO STATE | W | 7-0 |
| 3/10 | EASTERN MICHIGAN | W | 4-1 |
| 3/13 | at California | L | 5-2 |
| 3/16 | PACIFIC* | W | 8-6 |
| 3/17 | PACIFIC* | L | 4-2 |
| 3/18 | PACIFIC* | W | 7-3 |
| 3/20 | at Nevada | L | 18-8 |
| 3/24 | UC RIVERSIDE | L | 12-8 |
| 3/25 | UC RIVERSIDE | L | 16-1 |
| 3/26 | UC RIVERSIDE | L | 8-6 |
| 3/30 | at CSUN* | L | 6-3 |
| 3/31 | at CSUN* | L | 7-1 |
| 4/1 | at CSUN* | W | 4-2 |
| 4/3 | vs. UC Davis # | L | 12-2 |
| 4/6 | at Long Beach State* | L | 3-2 (10) |
| 4/7 | at Long Beach State* | W | 4-0 |
| 4/8 | at Long Beach State* | L | 9-0 |
| 4/12 | CAL STATE FULLERTON* | L | 20-2 |
| 4/13 | CAL STATE FULLERTON* | L | 9-5 |
| 4/14 | CAL STATE FULLERTON* | L | 8-2 |
| 4/17 | NEVADA | L | 9-6 |
| 4/21 | UC SANTA BARBARA* | L | 13-5 |
| 4/21 | UC SANTA BARBARA* | W | 4-2 |
| 4/22 | UC SANTA BARBARA* | L | 9-7 |
| 4/24 | SANTA CLARA | L | 4-3 |
| 4/27 | at Cal Poly* | L | 9-5 |
| 4/28 | at Cal Poly* | L | 4-3 |
| 4/29 | at Cal Poly* | W | 6-2 |
| 5/1 | HAWAII | L | 9-7 |
| 5/2 | # STANFORD | W | 12-3 |
| 5/4 | at UC Riverside | L | 10-9 |
| 5/5 | at UC Riverside | W | 12-6 |
| 5/6 | at UC Riverside | W | 6-4 |
| 5/8 | at Fresno State | W | 4-3 |
| 5/11 | CSUN* | L | 15-5 |
| 5/12 | CSUN* | L | 9-1 |
| 5/13 | CSUN* | L | 8-3 |
| 5/17 | at Pacific* | L | 6-2 |
| 5/18 | at Pacific* | L | 7-2 |
| 5/20 | at Pacific* | W | 5-2 |

* Big West Conference game
Game played at Raley Field

2002

Overall: 22-34

Big West Conference: 4-20

Head Coach: John Smith

| | | | |
|------|-------------------------|---|------------|
| 2/8 | at Hawai'i | L | 6-3 |
| 2/9 | at Hawai'i | W | 5-2 (13) |
| 2/10 | at Hawai'i | W | 5-3 |
| 2/15 | at Saint Mary's | L | 4-3 |
| 2/16 | SAINT MARY'S | W | 7-6 |
| 2/17 | SAINT MARY'S | L | 11-1 |
| 2/20 | at UC Davis | W | 9-2 |
| 2/23 | CENTENARY | W | 5-3 (10) |
| 2/23 | CENTENARY | W | 12-5 |
| 2/24 | CENTENARY | W | 8-6 |
| 2/26 | at Santa Clara | L | 7-5 |
| 3/1 | at San Francisco | L | 8-7 (12) |
| 3/2 | at San Francisco | L | 3-2 |
| 3/3 | SAN FRANCISCO | W | 9-3 |
| 3/5 | NEVADA | W | 6-5 |
| 3/8 | WASHINGTON STATE | W | 9-2 |
| 3/9 | WASHINGTON STATE | L | 9-4 |
| 3/10 | WASHINGTON STATE | W | 11-10 (10) |
| 3/12 | at San Jose State | L | 7-1 |
| 3/15 | at Cal Poly | L | 12-4 |
| 3/16 | at Cal Poly | W | 18-3 |
| 3/24 | STONY BROOK | W | 3-1 |
| 3/24 | STONY BROOK | L | 7-5 |
| 3/28 | LONG BEACH STATE* | L | 16-2 |
| 3/29 | LONG BEACH STATE* | L | 7-2 |
| 3/30 | LONG BEACH STATE* | L | 9-1 |
| 4/5 | at Cal State Fullerton* | L | 3-1 |



YEAR-BY-YEAR RESULTS

| | | | |
|------|-------------------------|---|------|
| 4/6 | at Cal State Fullerton* | L | 9-3 |
| 4/7 | at Cal State Fullerton* | L | 22-0 |
| 4/9 | vs. UC Davis # | W | 7-0 |
| 4/12 | UC RIVERSIDE* | L | 10-0 |
| 4/13 | UC RIVERSIDE* | L | 7-3 |
| 4/14 | UC RIVERSIDE* | L | 17-5 |
| 4/16 | HAWAII-HILO | W | 13-8 |
| 4/19 | at CSUN* | L | 19-7 |
| 4/20 | at CSUN* | L | 6-4 |
| 4/21 | at CSUN* | L | 12-7 |
| 4/23 | SANTA CLARA | L | 18-1 |
| 4/24 | at Stanford | L | 6-5 |
| 4/26 | # CAL POLY* | L | 7-2 |
| 4/27 | CAL POLY* | L | 9-6 |
| 4/28 | CAL POLY* | L | 9-0 |
| 4/30 | at Nevada | W | 8-7 |
| 5/3 | at Fresno State | L | 11-1 |
| 5/4 | at Fresno State | W | 8-3 |
| 5/5 | at Fresno State | W | 8-5 |
| 5/7 | SAN JOSE STATE | L | 13-7 |
| 5/10 | at UC Irvine* | W | 4-2 |
| 5/11 | at UC Irvine* | L | 10-6 |
| 5/12 | at UC Irvine* | L | 4-3 |
| 5/17 | at UC Santa Barbara* | L | 14-5 |
| 5/18 | at UC Santa Barbara* | L | 8-7 |
| 5/19 | at UC Santa Barbara* | W | 12-7 |
| 5/24 | PACIFIC* | L | 10-3 |
| 5/25 | PACIFIC* | W | 6-1 |
| 5/26 | PACIFIC* | W | 8-5 |

* Big West Conference game
Game at Raley Field

2003

Overall: 33-24

Head Coach: John Smith

| | | | |
|------|---------------------|---|-------|
| 2/2 | OREGON TECH | W | 9-1 |
| 2/2 | OREGON TECH | W | 11-3 |
| 2/4 | PACIFIC | W | 5-4 |
| 2/6 | at Saint Mary's | L | 3-2 |
| 2/8 | STANISLAUS STATE | W | 9-5 |
| 2/9 | STANISLAUS STATE | W | 14-2 |
| 2/14 | at Hawai'i | L | 3-2 |
| 2/15 | at Hawai'i | L | 2-0 |
| 2/16 | at Hawai'i | L | 8-7 |
| 2/21 | SAINT MARY'S | W | 5-3 |
| 2/22 | at Saint Mary's | L | 5-4 |
| 2/23 | SAINT MARY'S | L | 7-3 |
| 2/25 | SAN FRANCISCO STATE | W | 11-8 |
| 2/28 | at UC Santa Barbara | W | 4-1 |
| 3/1 | at UC Santa Barbara | L | 4-3 |
| 3/2 | at UC Santa Barbara | L | 11-1 |
| 3/4 | NEVADA | L | 14-1 |
| 3/11 | UC DAVIS | W | 9-3 |
| 3/15 | DARTMOUTH | W | 18-12 |
| 3/15 | DARTMOUTH | L | 9-6 |
| 3/16 | DARTMOUTH | L | 13-9 |
| 3/17 | DARTMOUTH | W | 10-5 |
| 3/18 | MINNESOTA | W | 4-0 |
| 3/19 | MINNESOTA | W | 12-7 |
| 3/22 | at UC Riverside | L | 14-4 |
| 3/23 | at UC Riverside | L | 6-2 |
| 3/25 | CALIFORNIA | W | 7-6 |
| 3/28 | at Pacific | L | 5-4 |
| 3/29 | PACIFIC | W | 7-5 |
| 3/30 | at Pacific | W | 5-0 |
| 4/2 | at California | L | 5-0 |
| 4/4 | CAL STATE EAST BAY | W | 5-3 |
| 4/5 | CAL STATE EAST BAY | W | 9-6 |
| 4/6 | CAL STATE EAST BAY | W | 9-8 |
| 4/8 | at Nevada | W | 14-4 |
| 4/11 | at Stanford | L | 9-1 |
| 4/14 | at Arizona | W | 12-11 |
| 4/16 | at Centenary | W | 11-8 |
| 4/17 | at Centenary | W | 12-9 |
| 4/18 | at Centenary | W | 13-9 |

| | | | |
|------|---------------------|---|-------|
| 4/22 | STANFORD | L | 5-1 |
| 4/24 | HAWAII-HILO | L | 5-0 |
| 4/24 | HAWAII-HILO | W | 7-2 |
| 4/26 | HAWAII-HILO | W | 11-4 |
| 4/27 | HAWAII-HILO | W | 6-4 |
| 4/28 | ARIZONA | L | 21-13 |
| 4/30 | HAWAII | L | 10-7 |
| 5/4 | SAN JOSE STATE | W | 2-1 |
| 5/4 | SAN JOSE STATE | W | 2-1 |
| 5/6 | SANTA CLARA | L | 6-0 |
| 5/9 | at Washington State | L | 17-11 |
| 5/10 | at Washington State | L | 14-5 |
| 5/11 | at Washington State | W | 15-14 |
| 5/16 | SAN FRANCISCO | W | 3-0 |
| 5/17 | at San Francisco | L | 10-3 |
| 5/18 | SAN FRANCISCO | W | 5-4 |

2004

Overall: 29-32

Head Coach: John Smith

| | | | |
|------|---------------------|---|------|
| 1/30 | at San Diego State | W | 6-5 |
| 1/31 | at San Diego State | W | 10-8 |
| 2/1 | at San Diego State | L | 11-7 |
| 2/4 | SAN FRANCISCO | W | 5-4 |
| 2/7 | at UC San Diego | W | 6-5 |
| 2/7 | at UC San Diego | L | 7-5 |
| 2/8 | at UC San Diego | W | 3-2 |
| 2/10 | at UC Davis | L | 11-6 |
| 2/13 | SAINT MARY'S | W | 13-5 |
| 2/14 | at Saint Mary's | L | 3-2 |
| 2/15 | SAINT MARY'S | W | 7-4 |
| 2/19 | \$ SAINT MARY'S | W | 8-2 |
| 2/21 | \$ SAN FRANCISCO | W | 7-6 |
| 2/22 | \$ WASHINGTON STATE | L | 6-2 |
| 2/24 | UC DAVIS | L | 12-4 |
| 2/27 | ! vs. Washington | L | 4-2 |
| 2/28 | ! vs. Oregon State | W | 10-3 |
| 2/29 | ! at UC Riverside | L | 5-3 |
| 3/3 | at California | L | 4-3 |
| 3/6 | at Arizona | W | 9-8 |
| 3/6 | at Arizona | L | 5-2 |
| 3/7 | at Arizona | L | 11-6 |
| 3/10 | at Santa Clara | W | 8-6 |
| 3/12 | SAN FRANCISCO STATE | W | 4-0 |
| 3/13 | SAN FRANCISCO STATE | W | 15-9 |
| 3/14 | SAN FRANCISCO STATE | L | 5-4 |
| 3/20 | CAL POLY | W | 3-1 |
| 3/21 | CAL POLY | L | 5-2 |
| 3/21 | UC RIVERSIDE | L | 4-2 |
| 3/22 | UC RIVERSIDE | L | 9-1 |
| 3/26 | at Pacific | W | 16-9 |
| 3/26 | at Pacific | W | 15-5 |
| 3/27 | PACIFIC | W | 5-4 |
| 3/28 | PACIFIC | W | 6-1 |
| 3/30 | NEVADA | L | 10-6 |
| 4/2 | UC SANTA BARBARA | L | 10-5 |
| 4/3 | UC SANTA BARBARA | L | 11-0 |
| 4/4 | UC SANTA BARBARA | L | 10-1 |
| 4/6 | at Hawai'i | W | 6-3 |
| 4/7 | at Hawai'i | L | 5-4 |
| 4/9 | at Hawai'i-Hilo | W | 4-2 |
| 4/9 | at Hawai'i-Hilo | L | 5-0 |
| 4/10 | at Hawai'i-Hilo | L | 4-3 |
| 4/10 | at Hawai'i-Hilo | W | 4-3 |
| 4/16 | OREGON STATE | L | 7-2 |
| 4/17 | OREGON STATE | L | 9-1 |
| 4/18 | OREGON STATE | L | 12-6 |
| 4/20 | at Nevada | L | 17-4 |
| 4/23 | at Stanford | L | 15-1 |
| 4/24 | STANFORD | W | 2-1 |
| 4/27 | CALIFORNIA | L | 25-3 |
| 4/30 | at San Jose State | L | 4-3 |
| 5/1 | at San Jose State | W | 6-5 |
| 5/2 | at San Jose State | L | 9-8 |
| 5/4 | SAN FRANCISCO | W | 8-6 |
| 5/8 | at Washington State | L | 17-3 |

| | | | |
|------|---------------------|---|-------|
| 5/9 | at Washington State | W | 3-1 |
| 5/10 | at Washington State | L | 6-5 |
| 5/14 | NORTHERN COLORADO | W | 12-11 |
| 5/15 | NORTHERN COLORADO | W | 17-7 |
| 5/16 | NORTHERN COLORADO | W | 9-8 |

\$ River City Classic (Sacramento, Calif.)

! Riverside Baseball Invitational (Riverside, Calif.)

2005

Overall: 20-36-1

Head Coach: John Smith

| | | | |
|------|-------------------------|---|------|
| 2/4 | WASHINGTON STATE | L | 8-7 |
| 2/5 | WASHINGTON STATE | W | 9-8 |
| 2/6 | WASHINGTON STATE | W | 8-6 |
| 2/11 | % SAINT MARY'S | L | 6-2 |
| 2/12 | % SAN FRANCISCO | L | 12-1 |
| 2/13 | % UC DAVIS | L | 5-2 |
| 2/16 | at Santa Clara | L | 7-4 |
| 2/19 | SAINT MARY'S | L | 8-1 |
| 2/24 | NORTH DAKOTA STATE | W | 3-0 |
| 2/25 | NORTH DAKOTA STATE | W | 6-1 |
| 2/26 | NORTH DAKOTA STATE | W | 8-1 |
| 2/26 | NORTH DAKOTA STATE | T | 4-4 |
| 3/1 | ! at Hawai'i | W | 8-5 |
| 3/2 | ! vs. #15 Wichita State | L | 9-3 |
| 3/3 | ! vs. #22 Louisiana | L | 4-2 |
| 3/4 | ! vs. South Florida | W | 7-4 |
| 3/5 | ! vs. UC Davis | L | 6-3 |
| 3/11 | UC RIVERSIDE | L | 5-2 |
| 3/12 | UC RIVERSIDE | L | 7-1 |
| 3/15 | at Saint Mary's | L | 7-6 |
| 3/18 | at Oregon State | L | 8-2 |
| 3/18 | at Oregon State | L | 7-4 |
| 3/19 | at Oregon State | L | 9-3 |
| 3/25 | at #10 Stanford | W | 4-3 |
| 3/26 | #10 STANFORD | L | 8-2 |
| 3/29 | at California | L | 7-5 |
| 4/1 | UC DAVIS | L | 4-1 |
| 4/2 | at UC Davis | L | 4-2 |
| 4/3 | UC DAVIS | W | 9-7 |
| 4/7 | HAWAII-HILO | W | 7-5 |
| 4/9 | HAWAII-HILO | W | 9-0 |
| 4/9 | HAWAII-HILO | L | 6-3 |
| 4/10 | HAWAII-HILO | W | 4-1 |
| 4/12 | CALIFORNIA | W | 9-4 |
| 4/15 | UTAH VALLEY | W | 4-1 |
| 4/16 | UTAH VALLEY | W | 14-5 |
| 4/16 | UTAH VALLEY | W | 7-6 |
| 4/17 | UTAH VALLEY | W | 8-3 |
| 4/19 | at San Francisco | L | 9-3 |
| 4/23 | ^ #5 ARIZONA | W | 7-4 |
| 4/24 | ^ UC IRVINE | L | 4-3 |
| 4/26 | \$ vs. Kansas State | L | 14-3 |
| 4/27 | \$ vs. Kansas | L | 12-5 |
| 4/29 | at #24 Cal Poly | L | 10-3 |
| 4/30 | at #24 Cal Poly | L | 11-1 |
| 5/1 | at #24 Cal Poly | L | 11-2 |
| 5/3 | SANTA CLARA | L | 5-3 |
| 5/7 | at Washington State | L | 6-0 |
| 5/8 | at Washington State | L | 11-4 |
| 5/9 | at Washington State | W | 6-5 |
| 5/11 | SAINT MARY'S | L | 10-2 |
| 5/13 | SAN JOSE STATE | W | 5-3 |
| 5/14 | SAN JOSE STATE | L | 2-0 |
| 5/15 | SAN JOSE STATE | L | 6-2 |
| 5/20 | PACIFIC | L | 4-1 |
| 5/21 | PACIFIC | L | 2-1 |
| 5/22 | PACIFIC | L | 4-2 |

% River City Classic (Sacramento, Calif.)

! Rainbow Baseball Tournament (Honolulu, Hawai'i)

^ Hornet Jamboree (Sacramento, Calif.)

\$ Game played at Kansas City, Kan.



YEAR-BY-YEAR RESULTS

2006

Overall: 20-37

Western Athletic Conference: 8-16

Head Coach: John Smith

| | | | |
|------|-----------------------|---|------------|
| 2/4 | at UC Davis | L | 3-2 (10) |
| 2/7 | at Saint Mary's | L | 9-3 |
| 2/10 | at San Francisco | L | 11-5 |
| 2/11 | at San Francisco | L | 10-5 |
| 2/12 | at San Francisco | W | 6-2 |
| 2/14 | at Pacific | L | 8-3 |
| 2/17 | SAINT MARY'S | W | 6-4 |
| 2/18 | at Saint Mary's | W | 13-1 |
| 2/19 | SAINT MARY'S | W | 11-6 |
| 2/21 | at Santa Clara | L | 11-9 |
| 2/23 | ! NORTH DAKOTA STATE | W | 7-5 |
| 2/24 | ! PORTLAND | W | 7-5 |
| 2/25 | ! #8 OREGON STATE | L | 8-3 |
| 2/26 | ! SAN FRANCISCO | L | 6-2 |
| 3/3 | at UC Irvine | L | 3-1 |
| 3/4 | at UC Irvine | L | 5-4 |
| 3/5 | at UC Irvine | W | 4-2 |
| 3/8 | SANTA CLARA | L | 6-1 |
| 3/10 | NORTHERN COLORADO | L | 12-3 |
| 3/11 | NORTHERN COLORADO | W | 5-2 |
| 3/12 | NORTHERN COLORADO | W | 6-0 |
| 3/15 | SAN FRANCISCO | L | 4-2 |
| 3/17 | UTAH VALLEY | L | 8-0 |
| 3/18 | UTAH VALLEY | W | 7-1 |
| 3/18 | UTAH VALLEY | L | 6-5 |
| 3/19 | UTAH VALLEY | W | 7-1 |
| 3/21 | at California | L | 8-2 |
| 3/24 | at Fresno State* | L | 5-1 |
| 3/25 | at Fresno State* | L | 13-6 |
| 3/26 | at Fresno State* | L | 12-11 |
| 3/31 | NEVADA* | L | 7-3 |
| 4/1 | NEVADA* | W | 7-5 |
| 4/2 | NEVADA* | W | 5-4 |
| 4/7 | at New Mexico State* | W | 15-5 |
| 4/8 | at New Mexico State* | W | 19-7 |
| 4/9 | at New Mexico State* | W | 12-8 (12) |
| 4/13 | SAN JOSE STATE* | L | 6-1 |
| 4/14 | SAN JOSE STATE* | W | 9-7 |
| 4/15 | SAN JOSE STATE* | L | 6-4 |
| 4/18 | at Stanford | L | 12-5 |
| 4/21 | LOUISIANA TECH* | L | 10-7 |
| 4/22 | LOUISIANA TECH* | W | 11-10 (10) |
| 4/23 | LOUISIANA TECH* | W | 2-1 |
| 4/25 | UC DAVIS | W | 9-6 |
| 4/28 | at Hawai'i* | L | 3-2 |
| 4/29 | at Hawai'i* | L | 5-2 |
| 4/30 | at Hawai'i* | L | 5-2 |
| 5/9 | at Pacific | L | 8-7 |
| 5/10 | STANFORD | L | 5-4 |
| 5/12 | at Nevada* | L | 9-6 |
| 5/13 | at Nevada* | L | 6-3 |
| 5/14 | at Nevada* | L | 3-2 |
| 5/19 | FRESNO STATE* | L | 10-7 |
| 5/20 | FRESNO STATE* | L | 14-3 |
| 5/21 | FRESNO STATE* | L | 7-4 |
| 5/25 | ^ at #21 Fresno State | L | 10-2 |
| 5/26 | ^ vs. Louisiana Tech | L | 14-9 |

*Western Athletic Conference game
! River City Classic (Sacramento, Calif.)
^ WAC Tournament (Fresno, Calif.)

2007

Overall: 17-40

Western Athletic Conference: 10-14

Head Coach: John Smith

| | | | |
|------|---------------------|---|-------|
| 2/2 | at Loyola Marymount | L | 9-5 |
| 2/3 | at Loyola Marymount | L | 8-1 |
| 2/4 | at Loyola Marymount | L | 8-5 |
| 2/6 | at Pacific | L | 16-10 |
| 2/11 | at San Francisco | L | 8-4 |
| 2/16 | SOUTH DAKOTA STATE | L | 2-1 |

| | | | |
|------|----------------------|---|-----------|
| 2/17 | SOUTH DAKOTA STATE | L | 15-3 |
| 2/18 | SOUTH DAKOTA STATE | W | 13-4 |
| 2/20 | SAN FRANCISCO STATE | W | 8-5 |
| 2/23 | ! SAN FRANCISCO | L | 9-0 |
| 2/24 | ! SAINT MARY'S | L | 14-4 |
| 2/25 | ! OREGON STATE | L | 18-5 |
| 3/2 | at Louisiana Tech* | W | 4-2 |
| 3/3 | at Louisiana Tech* | L | 13-5 |
| 3/4 | at Louisiana Tech* | W | 7-5 |
| 3/9 | UC DAVIS | W | 7-5 |
| 3/10 | at UC Davis | L | 5-3 |
| 3/11 | UC DAVIS | L | 7-3 |
| 3/13 | PACIFIC | W | 7-4 |
| 3/16 | at New Mexico State* | W | 7-3 |
| 3/17 | at New Mexico State* | W | 9-5 |
| 3/18 | at New Mexico State* | L | 10-9 |
| 3/21 | SAN FRANCISCO | L | 6-4 |
| 3/24 | at Stanford | W | 6-0 |
| 3/25 | STANFORD | L | 10-0 |
| 3/26 | SAN FRANCISCO | L | 6-1 |
| 3/30 | at Fresno State* | L | 16-7 |
| 3/31 | at Fresno State* | L | 8-1 |
| 4/1 | at Fresno State* | L | 5-2 |
| 4/5 | HAWAII* | L | 9-6 |
| 4/6 | HAWAII* | L | 12-9 (10) |
| 4/7 | HAWAII* | W | 8-5 |
| 4/10 | at San Francisco | L | 8-1 |
| 4/13 | LOUISIANA TECH* | L | 5-2 |
| 4/15 | LOUISIANA TECH* | L | 8-1 |
| 4/15 | LOUISIANA TECH* | L | 6-3 |
| 4/17 | CALIFORNIA | L | 10-4 |
| 4/20 | at San Jose State* | L | 5-3 |
| 4/21 | at San Jose State* | L | 5-1 |
| 4/22 | at San Jose State* | W | 11-8 |
| 4/25 | SAINT MARY'S | L | 7-6 |
| 4/27 | NEVADA* | L | 8-6 |
| 4/28 | NEVADA* | L | 11-5 |
| 4/29 | NEVADA* | W | 5-4 |
| 5/1 | at Pacific | W | 13-11 |
| 5/3 | NEW MEXICO STATE* | W | 11-0 |
| 5/4 | NEW MEXICO STATE* | W | 3-2 |
| 5/5 | NEW MEXICO STATE* | W | 7-3 |
| 5/8 | at UC Davis | L | 5-1 |
| 5/11 | at Northern Colorado | L | 11-9 |
| 5/12 | at Northern Colorado | W | 4-3 |
| 5/13 | at Northern Colorado | L | 10-5 |
| 5/16 | UC DAVIS | L | 10-1 |
| 5/19 | SANTA CLARA | L | 5-3 |
| 5/20 | at Santa Clara | L | 5-3 |
| 5/24 | ^ vs. Fresno State | L | 10-2 |
| 5/25 | ^ vs. Hawai'i | L | 19-7 |

*Western Athletic Conference game
! River City Classic (Sacramento, Calif.)
^ WAC Tournament (Reno, Nev.)

2008

Overall: 24-34

Western Athletic Conference: 14-17

Head Coach: John Smith

| | | | |
|------|--------------------|---|------|
| 2/22 | LOYOLA MARYMOUNT | W | 12-7 |
| 2/23 | LOYOLA MARYMOUNT | L | 7-3 |
| 2/26 | SAN FRANCISCO | L | 12-4 |
| 2/29 | at #1 Arizona | L | 9-3 |
| 3/1 | at #1 Arizona | L | 15-7 |
| 3/2 | at #1 Arizona | L | 10-9 |
| 3/6 | ! BYU | W | 16-2 |
| 3/7 | ! PORTLAND | L | 4-2 |
| 3/8 | ! UTAH VALLEY | L | 7-2 |
| 3/9 | ! UC DAVIS | L | 12-3 |
| 3/11 | PACIFIC | W | 14-6 |
| 3/14 | at San Jose State* | W | 2-1 |
| 3/15 | at San Jose State* | L | 13-1 |
| 3/15 | at San Jose State* | L | 5-1 |
| 3/16 | at San Jose State* | L | 5-4 |
| 3/18 | at #12 California | W | 12-6 |

| | | | |
|------|------------------------|---|-------|
| 3/21 | GONZAGA | L | 4-3 |
| 3/22 | GONZAGA | L | 9-5 |
| 3/22 | GONZAGA | L | 18-12 |
| 3/25 | #17 STANFORD | W | 5-3 |
| 3/28 | HAWAII* | W | 4-2 |
| 3/29 | HAWAII* | W | 6-4 |
| 3/29 | HAWAII* | W | 5-2 |
| 3/30 | HAWAII* | W | 10-6 |
| 4/1 | UC DAVIS | L | 10-5 |
| 4/3 | at Louisiana Tech* | W | 17-2 |
| 4/5 | at Louisiana Tech* | W | 13-7 |
| 4/5 | at Louisiana Tech* | W | 6-4 |
| 4/11 | SAN JOSE STATE* | L | 9-4 |
| 4/12 | SAN JOSE STATE* | W | 6-3 |
| 4/12 | SAN JOSE STATE* | W | 10-9 |
| 4/13 | SAN JOSE STATE* | L | 2-1 |
| 4/15 | at UC Davis | L | 8-7 |
| 4/18 | HAWAII-HILO | W | 12-2 |
| 4/19 | HAWAII-HILO | W | 6-5 |
| 4/19 | HAWAII-HILO | W | 11-1 |
| 4/20 | HAWAII-HILO | W | 8-2 |
| 4/22 | at San Francisco | L | 9-8 |
| 4/25 | NEW MEXICO STATE* | L | 7-4 |
| 4/26 | NEW MEXICO STATE* | L | 5-3 |
| 4/26 | NEW MEXICO STATE* | L | 11-5 |
| 4/27 | NEW MEXICO STATE* | L | 14-4 |
| 4/29 | at Santa Clara | L | 7-6 |
| 5/2 | at Hawai'i* | L | 8-3 |
| 5/3 | at Hawai'i* | L | 3-1 |
| 5/3 | at Hawai'i* | W | 7-3 |
| 5/4 | at Hawai'i* | L | 8-7 |
| 5/9 | at Nevada* | L | 14-5 |
| 5/10 | at Nevada* | L | 6-5 |
| 5/10 | at Nevada* | W | 13-4 |
| 5/11 | at Nevada* | L | 13-12 |
| 5/16 | FRESNO STATE* | W | 9-8 |
| 5/17 | FRESNO STATE* | W | 4-0 |
| 5/17 | FRESNO STATE* | L | 6-4 |
| 5/18 | FRESNO STATE* | L | 13-6 |
| 5/22 | ^ vs. Fresno State | L | 3-2 |
| 5/23 | ^ vs. New Mexico State | W | 8-5 |
| 5/24 | ^ vs. Nevada | L | 15-5 |

*Western Athletic Conference game
! River City Classic (Sacramento, Calif.)
^ WAC Tournament (Ruston, La.)

2009

Overall: 27-27

Western Athletic Conference: 8-14

Head Coach: John Smith

| | | | |
|------|------------------|---|----------|
| 2/20 | at Arizona | L | 5-3 |
| 2/21 | at Arizona | W | 10-7 |
| 2/22 | at Arizona | L | 11-2 |
| 2/27 | at Cal Poly | L | 9-2 |
| 2/28 | at Cal Poly | L | 11-5 |
| 3/1 | at Cal Poly | L | 6-2 |
| 3/7 | at Saint Mary's | L | 7-6 |
| 3/7 | at Saint Mary's | L | 10-2 |
| 3/8 | SAINT MARY'S | W | 14-2 |
| 3/10 | SAINT MARY'S | W | 5-3 |
| 3/11 | PACIFIC | W | 8-4 |
| 3/13 | at UC Davis | W | 5-3 |
| 3/14 | UC DAVIS | L | 9-3 |
| 3/15 | at UC Davis | W | 10-1 |
| 3/17 | at San Francisco | W | 6-5 (11) |
| 3/19 | CORNELL | W | 6-2 |
| 3/20 | CORNELL | W | 9-0 |
| 3/21 | CORNELL | W | 10-6 |
| 3/21 | CORNELL | W | 18-5 (7) |
| 3/24 | at Oregon | W | 10-5 |
| 3/25 | at Oregon | L | 6-4 |
| 3/28 | MENLO COLLEGE | W | 15-3 (7) |
| 3/28 | MENLO COLLEGE | W | 15-6 (7) |
| 3/29 | MENLO COLLEGE | W | 5-1 |
| 3/29 | MENLO COLLEGE | W | 9-5 (7) |



YEAR-BY-YEAR RESULTS

| | | | |
|------|----------------------|---|----------|
| 4/3 | at New Mexico State* | L | 7-6 |
| 4/4 | at New Mexico State* | W | 18-13 |
| 4/4 | at New Mexico State* | L | 10-7 (7) |
| 4/5 | at New Mexico State* | L | 15-5 (8) |
| 4/10 | UTAH VALLEY | W | 7-5 |
| 4/10 | UTAH VALLEY | L | 9-6 |
| 4/11 | UTAH VALLEY | W | 16-6 (7) |
| 4/11 | UTAH VALLEY | W | 7-1 |
| 4/14 | SAN FRANCISCO | L | 12-7 |
| 4/17 | at Hawai'i* | L | 5-4 |
| 4/18 | at Hawai'i* | W | 2-1 |
| 4/18 | at Hawai'i* | L | 7-2 (7) |
| 4/19 | at Hawai'i* | L | 8-4 |
| 4/24 | LOUISIANA TECH* | W | 8-7 |
| 4/25 | LOUISIANA TECH* | W | 8-6 |
| 4/26 | LOUISIANA TECH* | L | 7-4 |
| 4/27 | LOUISIANA TECH* | L | 10-5 |
| 4/29 | at Stanford | L | 6-4 |
| 5/2 | SAN JOSE STATE* | W | 11-6 |
| 5/3 | SAN JOSE STATE* | L | 10-9 |
| 5/8 | at Nevada* | W | 14-13 |
| 5/9 | at Nevada* | W | 9-6 |
| 5/9 | at Nevada* | W | 12-6 (7) |
| 5/10 | at Nevada* | L | 7-6 |
| 5/12 | at California | L | 15-0 |
| 5/14 | FRESNO STATE* | L | 15-7 |
| 5/15 | FRESNO STATE* | L | 4-3 |
| 5/16 | FRESNO STATE* | L | 11-8 |
| 5/16 | FRESNO STATE* | L | 7-6 |

*Western Athletic Conference game

2010

Overall: 18-35-1

Western Athletic Conference: 7-17

Head Coach: John Smith

| | | | |
|------|---------------------|---|-----------|
| 2/19 | at UNLV | W | 10-8 (11) |
| 2/20 | at UNLV | W | 19-5 |
| 2/21 | at UNLV | L | 18-14 |
| 2/26 | ! vs. #25 Kansas | L | 4-3 |
| 2/26 | ! vs. Gonzaga | W | 8-2 |
| 2/27 | ! vs. #25 Kansas | L | 10-4 |
| 3/5 | UC DAVIS | L | 11-3 |
| 3/6 | at UC Davis | L | 13-2 |
| 3/7 | UC DAVIS | W | 7-6 |
| 3/9 | SAINT MARY'S | L | 8-6 |
| 3/10 | SAINT MARY'S | T | 4-4 |
| 3/13 | #16 UC IRVINE | W | 2-1 |
| 3/13 | #16 UC IRVINE | L | 5-3 |
| 3/14 | #16 UC IRVINE | L | 4-3 (10) |
| 3/16 | PACIFIC | W | 5-4 |
| 3/19 | at Arizona | L | 5-0 |
| 3/20 | at Arizona | L | 8-7 |
| 3/21 | at Arizona | L | 10-6 |
| 3/23 | at Saint Mary's | L | 5-4 |
| 3/26 | at CSUN | W | 13-12 |
| 3/27 | at CSUN | L | 14-2 |
| 3/28 | at CSUN | L | 10-6 |
| 3/31 | ALBANY | W | 22-2 |
| 4/1 | UC SANTA BARBARA | L | 9-0 |
| 4/3 | UC SANTA BARBARA | W | 3-0 |
| 4/3 | UC SANTA BARBARA | W | 10-9 |
| 4/6 | SAN FRANCISCO STATE | W | 10-3 |
| 4/7 | at San Francisco | L | 5-4 (11) |
| 4/13 | at Pacific | L | 5-2 |
| 4/16 | HAWAII* | W | 11-6 |
| 4/17 | HAWAII* | W | 3-2 |
| 4/17 | HAWAII* | L | 7-4 |
| 4/18 | HAWAII* | W | 9-4 |
| 4/22 | NEW MEXICO STATE* | L | 11-4 |
| 4/23 | NEW MEXICO STATE* | L | 4-2 |
| 4/24 | NEW MEXICO STATE* | L | 9-3 |
| 4/25 | NEW MEXICO STATE* | L | 3-0 |
| 4/30 | at San Jose State* | L | 13-1 (7) |
| 5/1 | at San Jose State* | W | 7-4 |
| 5/1 | at San Jose State* | W | 12-3 (7) |

| | | | |
|------|--------------------|---|-----------|
| 5/2 | at San Jose State* | L | 5-4 (11) |
| 5/4 | #21 CALIFORNIA | L | 7-3 |
| 5/7 | at Louisiana Tech* | L | 17-11 |
| 5/8 | at Louisiana Tech* | L | 27-12 (7) |
| 5/8 | at Louisiana Tech* | L | 5-4 |
| 5/9 | at Louisiana Tech* | L | 7-2 |
| 5/14 | NEVADA* | W | 6-4 |
| 5/15 | NEVADA* | L | 4-2 |
| 5/15 | NEVADA* | L | 7-6 (7) |
| 5/16 | NEVADA* | L | 11-0 (7) |
| 5/21 | at Fresno State* | W | 12-2 |
| 5/22 | at Fresno State* | L | 7-6 |
| 5/22 | at Fresno State* | L | 10-1 (7) |
| 5/23 | at Fresno State* | L | 8-4 |

*Western Athletic Conference game
! Peoria Tournament (Peoria, Ariz.)

2011

Overall: 19-39

Western Athletic Conference: 6-18

Head Coach: Reggie Christiansen

| | | | |
|------|----------------------|---|----------|
| 2/20 | at UC Davis | W | 4-3 |
| 2/20 | at UC Davis | L | 1-0 |
| 2/21 | UC DAVIS | W | 3-2 (10) |
| 2/22 | SAINT MARY'S | L | 2-1 (11) |
| 2/26 | UC RIVERSIDE | L | 2-0 (11) |
| 2/26 | UC RIVERSIDE | L | 18-2 |
| 2/27 | UC RIVERSIDE | L | 4-3 |
| 3/1 | UC DAVIS | W | 6-4 |
| 3/2 | at Pacific | L | 3-2 |
| 3/4 | at UC Santa Barbara | L | 4-2 |
| 3/5 | at UC Santa Barbara | W | 3-2 |
| 3/6 | at UC Santa Barbara | L | 10-9 |
| 3/8 | at San Francisco | L | 3-2 |
| 3/11 | at #22 UC Irvine | L | 9-5 |
| 3/12 | at #22 UC Irvine | L | 5-3 |
| 3/13 | at #22 UC Irvine | L | 9-7 |
| 3/16 | MINNESOTA | L | 3-1 |
| 3/17 | MINNESOTA | L | 7-5 (11) |
| 3/18 | at CSUN | W | 3-1 |
| 3/18 | at CSUN | L | 13-7 |
| 3/19 | at CSUN | L | 10-5 |
| 3/25 | UTAH VALLEY | L | 6-0 |
| 3/27 | UTAH VALLEY | W | 6-3 |
| 3/27 | UTAH VALLEY | L | 4-1 |
| 3/29 | PACIFIC | L | 8-2 |
| 4/2 | at Seattle U | W | 10-7 |
| 4/2 | at Seattle U | W | 3-2 |
| 4/3 | at Seattle U | L | 2-1 (7) |
| 4/3 | at Seattle U | W | 3-1 |
| 4/8 | at Hawai'i* | L | 16-1 (7) |
| 4/9 | at Hawai'i* | L | 3-2 (7) |
| 4/9 | at Hawai'i* | L | 5-3 |
| 4/10 | at Hawai'i* | L | 3-2 |
| 4/15 | AIR FORCE | W | 2-1 |
| 4/16 | AIR FORCE | W | 3-2 (7) |
| 4/16 | AIR FORCE | W | 9-6 |
| 4/17 | AIR FORCE | L | 8-7 |
| 4/21 | #12 FRESNO STATE* | L | 2-0 |
| 4/22 | #12 FRESNO STATE* | L | 7-3 |
| 4/23 | #12 FRESNO STATE* | W | 2-1 (7) |
| 4/23 | #12 FRESNO STATE* | L | 12-4 |
| 4/25 | at Saint Mary's | W | 5-4 |
| 4/29 | SAN JOSE STATE* | L | 5-3 |
| 4/30 | SAN JOSE STATE* | W | 2-0 (7) |
| 4/30 | SAN JOSE STATE* | L | 5-4 |
| 5/1 | SAN JOSE STATE* | L | 3-0 (11) |
| 5/6 | at New Mexico State* | L | 8-7 |
| 5/7 | at New Mexico State* | W | 15-8(7) |
| 5/7 | at New Mexico State* | L | 11-9 |
| 5/8 | at New Mexico State* | W | 19-11 |
| 5/13 | at Nevada* | W | 4-2 |
| 5/14 | at Nevada* | L | 10-7 (7) |
| 5/14 | at Nevada* | L | 8-3 |
| 5/15 | at Nevada* | L | 10-0 (8) |

| | | | |
|------|-----------------|---|---------|
| 5/20 | LOUISIANA TECH* | L | 4-1 |
| 5/21 | LOUISIANA TECH* | W | 5-4 (7) |
| 5/21 | LOUISIANA TECH* | L | 2-1 |
| 5/22 | LOUISIANA TECH* | L | 8-3 |

*Western Athletic Conference game

2012

Overall: 31-28

Western Athletic Conference: 11-7

Head Coach: Reggie Christiansen

| | | | |
|------|-----------------------|---|----------|
| 2/17 | CSUN | L | 6-4 |
| 2/18 | CSUN | W | 2-0 |
| 2/19 | CSUN | L | 5-3 |
| 2/20 | SAINT MARY'S | L | 7-2 |
| 2/24 | SEATTLE U | W | 9-6 |
| 2/25 | SEATTLE U | W | 6-5 |
| 2/26 | SEATTLE U | W | 8-7 |
| 2/28 | at Pacific | L | 13-10 |
| 3/2 | at #24 UCLA | L | 5-2 |
| 3/3 | at #24 UCLA | L | 6-2 |
| 3/4 | at #24 UCLA | L | 11-2 |
| 3/7 | CREIGHTON | W | 7-2 |
| 3/9 | at UC Riverside | L | 15-4 |
| 3/10 | at UC Riverside | L | 1-0 |
| 3/11 | at UC Riverside | W | 5-2 |
| 3/15 | DARTMOUTH | W | 11-3 |
| 3/17 | DARTMOUTH | L | 12-4 |
| 3/17 | DARTMOUTH | L | 6-1 |
| 3/18 | DARTMOUTH | W | 8-2 |
| 3/19 | DARTMOUTH | W | 1-0 |
| 3/20 | PACIFIC | W | 6-3 |
| 3/21 | at Utah | W | 6-2 |
| 3/22 | at Utah Valley | W | 13-3 |
| 3/23 | at Utah Valley | L | 10-6 |
| 3/24 | at Utah Valley | L | 13-8 |
| 3/28 | at San Francisco | W | 3-1 |
| 3/30 | at CSU Bakersfield | W | 2-0 |
| 3/31 | at CSU Bakersfield | L | 11-4 |
| 4/1 | at CSU Bakersfield | L | 5-2 |
| 4/6 | at Louisiana Tech* | L | 7-5 |
| 4/7 | at Louisiana Tech* | W | 2-1 |
| 4/8 | at Louisiana Tech* | W | 11-6 |
| 4/11 | UC DAVIS | W | 11-4 |
| 4/14 | #25 NEW MEXICO STATE* | L | 16-4 |
| 4/14 | #25 NEW MEXICO STATE* | L | 6-1 |
| 4/15 | #25 NEW MEXICO STATE* | W | 10-7 |
| 4/16 | #25 NEW MEXICO STATE | W | 8-7 |
| 4/17 | at UC Davis | W | 8-5 |
| 4/20 | NEVADA* | W | 2-0 |
| 4/21 | NEVADA* | W | 8-7 |
| 4/22 | NEVADA* | L | 9-1 |
| 4/27 | at San Jose State* | W | 7-2 |
| 4/28 | at San Jose State* | W | 8-3 |
| 4/29 | at San Jose State* | L | 8-7 |
| 5/1 | SAN FRANCISCO | L | 10-1 |
| 5/4 | at Fresno State* | W | 9-7 |
| 5/5 | at Fresno State* | L | 10-6 |
| 5/6 | at Fresno State* | L | 8-6 |
| 5/8 | SAINT MARY'S | W | 2-1 (10) |
| 5/11 | HAWAII* | W | 7-6 (12) |
| 5/12 | HAWAII* | W | 10-3 |
| 5/13 | HAWAII* | W | 10-2 |
| 5/18 | UNLV | L | 12-0 |
| 5/19 | UNLV | L | 5-3 |
| 5/20 | UNLV | L | 8-7 (11) |
| 5/24 | ^ vs. Nevada | W | 15-5 (8) |
| 5/25 | ^ vs. Fresno State | W | 8-3 |
| 5/26 | ^ vs. Fresno State | L | 9-6 |
| 5/27 | ^ vs. Fresno State | L | 4-3 (13) |

*Western Athletic Conference game

^ WAC Tournament (Mesa, Ariz.)



YEAR-BY-YEAR RESULTS

2013

Overall: 34-25

Western Athletic Conference: 14-13

Head Coach: Reggie Christiansen

| | | | |
|------|-----------------------|---|----------|
| 2/15 | at Texas | L | 6-5 |
| 2/16 | at Texas | W | 5-3 |
| 2/17 | at Texas | L | 6-3 |
| 2/22 | UC RIVERSIDE | L | 2-1 |
| 2/23 | UC RIVERSIDE | W | 4-3 |
| 2/23 | UC RIVERSIDE | L | 7-6 |
| 2/24 | UC RIVERSIDE | W | 7-4 |
| 2/26 | NEVADA | W | 4-1 |
| 3/1 | UTAH VALLEY | W | 1-0 |
| 3/2 | UTAH VALLEY | L | 6-4 |
| 3/3 | UTAH VALLEY | W | 10-3 |
| 3/5 | at UC Davis | W | 14-0 |
| 3/8 | CSUN | W | 4-3 |
| 3/9 | CSUN | L | 5-3 |
| 3/10 | CSUN | W | 9-6 |
| 3/12 | at Saint Mary's | W | 10-0 |
| 3/15 | at UC Santa Barbara | L | 5-0 |
| 3/16 | at UC Santa Barbara | L | 5-4 |
| 3/17 | at UC Santa Barbara | W | 13-7 |
| 3/19 | at Saint Mary's | W | 9-7 |
| 3/22 | CSU BAKERSFIELD* | L | 4-2 |
| 3/23 | CSU BAKERSFIELD* | W | 5-0 |
| 3/24 | CSU BAKERSFIELD* | L | 6-3 (10) |
| 3/26 | % FRESNO STATE | L | 3-2 |
| 3/28 | at Dallas Baptist* | L | 10-0 |
| 3/29 | at Dallas Baptist* | L | 6-3 |
| 3/30 | at Dallas Baptist* | W | 11-7 |
| 4/2 | UC DAVIS | W | 6-4 |
| 4/3 | SAN FRANCISCO | L | 8-4 |
| 4/5 | TEXAS STATE* | W | 3-2 |
| 4/6 | TEXAS STATE* | W | 7-5 |
| 4/7 | TEXAS STATE* | W | 1-0 |
| 4/9 | SIMPSON | W | 7-0 |
| 4/12 | at New Mexico State* | L | 5-4 |
| 4/13 | at New Mexico State* | W | 16-4 |
| 4/14 | at New Mexico State* | W | 6-4 |
| 4/19 | at UTSA* | L | 7-2 |
| 4/20 | at UTSA* | W | 12-1 |
| 4/21 | at UTSA* | L | 8-5 |
| 4/23 | SAINT MARY'S | W | 3-0 |
| 4/24 | at San Francisco | W | 7-2 |
| 4/26 | LOUISIANA TECH* | L | 5-4 |
| 4/27 | LOUISIANA TECH* | W | 1-0 |
| 4/28 | LOUISIANA TECH* | W | 4-1 |
| 4/30 | at Nevada | W | 7-6 |
| 5/3 | at Seattle U* | W | 7-1 |
| 5/4 | at Seattle U* | W | 6-4 |
| 5/5 | at Seattle U* | L | 10-7 |
| 5/7 | at UC Davis | W | 4-3 |
| 5/10 | SAN JOSE STATE* | W | 4-1 |
| 5/11 | SAN JOSE STATE* | L | 8-6 |
| 5/12 | SAN JOSE STATE* | W | 3-2 |
| 5/14 | at Pacific | W | 3-1 |
| 5/16 | UT ARLINGTON* | L | 15-7 |
| 5/17 | UT ARLINGTON* | L | 3-2 |
| 5/18 | UT ARLINGTON* | L | 6-5 |
| 5/22 | ^ vs. UTSA | L | 3-2 (14) |
| 5/23 | ^ vs. CSU Bakersfield | L | 7-1 |
| 5/25 | ^ vs. San Jose State | W | 3-0 |

* Western Athletic Conference game

% Game at Raley Field

^ WAC Tournament (Grand Prairie, Texas)

2014

Overall: 40-24

Western Athletic Conference: 21-6

Head Coach: Reggie Christiansen

| | | | |
|------|------|---|-----|
| 2/14 | UTAH | W | 3-2 |
| 2/15 | UTAH | L | 2-1 |
| 2/16 | UTAH | W | 5-4 |
| 2/17 | UTAH | L | 5-4 |

| | | | |
|------|--------------------------|---|----------|
| 2/19 | at Fresno State | W | 6-4 |
| 2/21 | at #21 Texas A&M | W | 1-0 |
| 2/22 | at #21 Texas A&M | L | 7-5 |
| 2/23 | at #21 Texas A&M | L | 5-0 |
| 2/25 | % NEVADA | W | 7-4 |
| 3/1 | SAN FRANCISCO | L | 9-1 |
| 3/2 | at San Francisco | W | 6-2 |
| 3/2 | at San Francisco | L | 9-5 |
| 3/5 | % #24 FRESNO STATE | W | 2-1 (10) |
| 3/7 | at UC Riverside | L | 9-1 |
| 3/8 | & vs. West Virginia | L | 8-1 |
| 3/9 | at UC Riverside | L | 6-1 |
| 3/14 | MINNESOTA | L | 2-1 |
| 3/15 | MINNESOTA | W | 6-2 |
| 3/16 | MINNESOTA | L | 5-3 (10) |
| 3/18 | % PACIFIC | W | 4-2 |
| 3/21 | NORTHERN COLORADO* | W | 9-2 |
| 3/22 | NORTHERN COLORADO* | W | 16-1 (7) |
| 3/23 | NORTHERN COLORADO* | W | 3-1 |
| 3/25 | AIR FORCE | W | 7-1 |
| 3/28 | at New Mexico State* | W | 8-2 |
| 3/29 | at New Mexico State* | W | 11-0 (7) |
| 3/30 | at New Mexico State* | W | 20-6 (7) |
| 4/2 | % SAN FRANCISCO | W | 8-4 |
| 4/4 | SEATTLE U* | W | 8-4 |
| 4/5 | SEATTLE U* | W | 4-3 (15) |
| 4/6 | SEATTLE U* | W | 4-3 |
| 4/8 | at Pacific | L | 9-8 (14) |
| 4/11 | at Grand Canyon* | L | 3-2 |
| 4/12 | at Grand Canyon* | W | 5-4 (10) |
| 4/13 | at Grand Canyon* | L | 8-6 |
| 4/15 | at UC Davis | W | 15-7 |
| 4/17 | UTAH VALLEY* | W | 5-0 |
| 4/18 | UTAH VALLEY* | W | 10-0 (7) |
| 4/19 | UTAH VALLEY* | L | 6-0 |
| 4/21 | % #4 OREGON STATE | W | 7-6 |
| 4/22 | #4 OREGON STATE | L | 8-1 |
| 4/25 | at CSU Bakersfield* | W | 10-3 |
| 4/26 | at CSU Bakersfield* | L | 2-1 (11) |
| 4/27 | at CSU Bakersfield* | W | 7-3 |
| 4/29 | MENLO COLLEGE | W | 7-1 |
| 4/30 | at Nevada | L | 10-3 |
| 5/2 | CHICAGO STATE* | W | 6-0 |
| 5/3 | CHICAGO STATE* | W | 11-6 |
| 5/4 | CHICAGO STATE* | W | 3-2 |
| 5/9 | at UT Rio Grande Valley* | W | 3-1 |
| 5/10 | at UT Rio Grande Valley* | L | 2-0 |
| 4/11 | at UT Rio Grande Valley* | L | 2-0 |
| 5/13 | % UC DAVIS | L | 6-3 |
| 5/15 | NORTH DAKOTA* | W | 6-4 |
| 5/16 | NORTH DAKOTA* | W | 8-2 |
| 5/17 | NORTH DAKOTA* | W | 6-5 |
| 5/22 | # vs. CSU Bakersfield | L | 4-1 |
| 5/23 | # vs. New Mexico State | W | 9-5 |
| 5/24 | # vs. CSU Bakersfield | W | 3-1 |
| 5/24 | # vs. Utah Valley | W | 10-3 |
| 5/25 | # vs. Utah Valley | W | 10-3 |
| 5/30 | ^ at #5 Cal Poly | L | 4-2 |
| 5/31 | ^ vs. #18 Arizona State | W | 5-4 |
| 6/1 | ^ at #5 Cal Poly | L | 6-5 |

* Western Athletic Conference game

% Games at Raley Field

& Game played at Riverside, Calif.

WAC Tournament (Mesa, Ariz.)

^ NCAA Regional (San Luis Obispo, Calif.)

2015

Overall: 33-27

Western Athletic Conference: 16-11

Head Coach: Reggie Christiansen

| | | | |
|------|----------|---|------|
| 2/13 | UTAH | L | 6-4 |
| 2/14 | UTAH | W | 10-3 |
| 2/15 | UTAH | W | 3-1 |
| 2/16 | UTAH | W | 8-7 |
| 2/20 | PORTLAND | W | 3-2 |

| | | | |
|------|-------------------------|---|----------|
| 2/21 | PORTLAND | W | 7-2 |
| 2/21 | PORTLAND | W | 12-2 |
| 2/22 | PORTLAND | L | 2-0 |
| 2/25 | at #5 Texas Tech | L | 4-3 |
| 3/3 | at Fresno State | L | 6-2 |
| 3/6 | #18 UC SANTA BARBARA | L | 2-0 |
| 3/7 | #18 UC SANTA BARBARA | W | 5-4 |
| 3/8 | #18 UC SANTA BARBARA | L | 8-6 (11) |
| 3/10 | WILLIAM JESSUP | W | 4-1 |
| 3/12 | at Cal Poly | L | 6-2 |
| 3/13 | at Cal Poly | W | 2-0 |
| 3/14 | at Cal Poly | W | 2-0 |
| 3/15 | at Cal Poly | L | 6-4 |
| 3/17 | % NEVADA | L | 6-2 |
| 3/20 | UT RIO GRANDE VALLEY* | W | 4-2 |
| 3/21 | UT RIO GRANDE VALLEY* | W | 7-4 |
| 3/22 | UT RIO GRANDE VALLEY* | W | 10-2 |
| 3/24 | at Nevada | L | 5-0 |
| 3/27 | NEW MEXICO STATE* | W | 8-7 |
| 3/28 | NEW MEXICO STATE* | W | 1-0 |
| 3/29 | NEW MEXICO STATE* | W | 10-0 (8) |
| 3/31 | at Pacific | W | 3-2 |
| 4/2 | at Seattle U* | L | 3-2 (11) |
| 4/3 | at Seattle U* | L | 5-2 |
| 4/4 | at Seattle U* | L | 2-1 |
| 4/7 | at UC Davis* | W | 4-2 |
| 4/10 | at Utah Valley* | L | 12-3 |
| 4/11 | at Utah Valley* | L | 11-9 |
| 4/12 | at Utah Valley* | W | 13-2 (7) |
| 4/14 | PACIFIC | L | 9-6 |
| 4/17 | CSU BAKERSFIELD* | L | 1-0 |
| 4/18 | CSU BAKERSFIELD* | L | 5-0 |
| 4/19 | CSU BAKERSFIELD* | W | 7-4 |
| 4/21 | at San Francisco | W | 7-4 |
| 4/22 | % FRESNO STATE | L | 8-0 |
| 4/24 | at North Dakota* | W | 5-1 |
| 4/25 | at North Dakota* | L | 10-0 (8) |
| 4/26 | at North Dakota* | L | 2-1 |
| 4/28 | at #15 Iowa | L | 4-3 (18) |
| 4/29 | at Notre Dame | L | 2-0 |
| 5/1 | at Chicago State* | W | 7-2 |
| 5/2 | at Chicago State* | W | 8-1 |
| 5/3 | at Chicago State* | W | 9-2 |
| 5/5 | % UC DAVIS | W | 7-1 |
| 5/9 | NORTHERN COLORADO* | W | 9-3 |
| 5/9 | NORTHERN COLORADO* | W | 7-1 |
| 5/10 | NORTHERN COLORADO* | W | 9-3 |
| 5/14 | GRAND CANYON* | W | 5-2 |
| 5/15 | GRAND CANYON* | L | 4-2 (11) |
| 5/16 | GRAND CANYON* | L | 6-3 |
| 5/20 | # vs. Utah Valley | L | 3-2 (11) |
| 5/21 | # vs. Northern Colorado | W | 5-0 |
| 5/22 | # vs. Utah Valley | W | 9-3 |
| 5/22 | # vs. North Dakota | W | 10-2 |
| 5/23 | # vs. CSU Bakersfield | L | 4-0 |

* Western Athletic Conference game

% Games at Raley Field

WAC Tournament (Mesa, Ariz.)

2016

Overall: 30-28

Western Athletic Conference: 16-11

Head Coach: Reggie Christiansen

| | | | |
|------|--------------------------|---|----------|
| 2/19 | at Auburn | L | 10-5 |
| 2/20 | at Auburn | W | 6-5 |
| 2/21 | at Auburn | W | 7-6 (12) |
| 2/24 | at Northwestern State | W | 4-2 |
| 2/26 | at #5 LSU | L | 6-0 |
| 2/27 | at #5 LSU | W | 5-4 |
| 2/28 | at #5 LSU | L | 11-1 |
| 3/4 | SOUTH DAKOTA STATE | W | 10-7 |
| 3/6 | ^ vs. South Dakota State | W | 11-3 |
| 3/8 | & vs. South Dakota State | W | 4-0 |
| 3/9 | % NEVADA | W | 5-2 |
| 3/11 | at Arizona | L | 3-1 |



YEAR-BY-YEAR RESULTS

| | | | |
|------|--------------------------|---|----------|
| 3/12 | at Arizona | L | 23-1 |
| 3/13 | at Arizona | L | 8-4 |
| 3/15 | WILLIAM JESSUP | W | 6-1 |
| 3/19 | CAL POLY | L | 6-4 |
| 3/19 | CAL POLY | L | 4-0 |
| 3/20 | CAL POLY | W | 3-2 |
| 3/22 | SAN FRANCISCO | W | 6-5 (10) |
| 3/25 | NORTH DAKOTA* | W | 1-0 |
| 3/26 | NORTH DAKOTA* | W | 3-2 (11) |
| 3/26 | NORTH DAKOTA* | W | 4-3 |
| 3/28 | NEW MEXICO | L | 1-0 |
| 3/29 | NEW MEXICO | L | 12-3 |
| 4/1 | NORTHERN COLORADO* | W | 8-5 |
| 4/2 | NORTHERN COLORADO* | W | 5-1 |
| 4/3 | NORTHERN COLORADO* | W | 6-3 |
| 4/6 | at Fresno State | L | 7-5 |
| 4/9 | at CSU Bakersfield* | L | 4-3 |
| 4/9 | at CSU Bakersfield* | W | 6-3 |
| 4/10 | at CSU Bakersfield* | L | 4-2 |
| 4/12 | at Nevada | W | 7-2 |
| 4/15 | CHICAGO STATE* | W | 5-4 |
| 4/16 | CHICAGO STATE* | W | 10-0 (8) |
| 4/17 | CHICAGO STATE* | W | 4-1 |
| 4/19 | at Pacific | L | 6-3 |
| 4/22 | at UT Rio Grande Valley* | L | 3-2 |
| 4/23 | at UT Rio Grande Valley* | W | 12-3 |
| 4/23 | at UT Rio Grande Valley* | W | 5-3 (15) |
| 4/27 | % FRESNO STATE | W | 5-4 (11) |
| 4/29 | at New Mexico State | L | 14-4 (8) |
| 4/30 | at New Mexico State | L | 6-2 |
| 5/1 | at New Mexico State | L | 13-6 |
| 5/3 | at UC Davis | L | 8-2 |
| 5/6 | UTAH VALLEY* | W | 8-0 |
| 5/7 | UTAH VALLEY* | L | 5-0 |
| 5/8 | UTAH VALLEY* | L | 3-2 |
| 5/10 | UC DAVIS* | L | 7-1 |
| 5/13 | at Grand Canyon* | W | 4-1 |
| 5/14 | at Grand Canyon* | W | 8-3 |
| 5/15 | at Grand Canyon* | L | 4-3 |
| 5/17 | \$ PACIFIC | L | 9-6 |
| 5/19 | SEATTLE U* | W | 6-3 |
| 5/20 | SEATTLE U* | L | 3-0 |
| 5/21 | SEATTLE U* | L | 6-3 |
| 5/25 | # vs. Northern Colorado | W | 8-7 |
| 5/26 | # vs. Seattle U | L | 5-4 |
| 5/27 | # vs. New Mexico State | L | 5-4 |

* Western Athletic Conference game

% Games at Raley Field

^ Game played at Stockton, Calif. (Delta College)

& Game played at Stockton, Calif. (Pacific)

\$ First Night Game at John Smith Field

WAC Tournament (Mesa, Ariz.)

2017

Overall: 32-29

Western Athletic Conference: 12-12

Head Coach: Reggie Christiansen

| | | | |
|------|-------------------|---|----------|
| 2/18 | WASHINGTON STATE | W | 10-2 |
| 2/18 | WASHINGTON STATE | W | 6-4 |
| 2/19 | WASHINGTON STATE | L | 4-3 |
| 2/23 | NORTHERN KENTUCKY | W | 2-0 |
| 2/24 | NORTHERN KENTUCKY | W | 6-5 (11) |
| 2/25 | NORTHERN KENTUCKY | W | 10-0 |
| 2/26 | NORTHERN KENTUCKY | W | 12-11 |
| 3/3 | at #11 Washington | W | 7-1 |
| 3/4 | at #11 Washington | L | 8-5 (10) |
| 3/4 | at #11 Washington | L | 3-2 |
| 3/5 | at #11 Washington | L | 4-0 |
| 3/9 | PENN STATE | L | 4-2 |
| 3/10 | PENN STATE | W | 11-3 |
| 3/11 | PENN STATE | L | 6-1 |
| 3/14 | at Nevada | W | 7-5 |
| 3/16 | MINNESOTA | W | 3-2 |
| 3/17 | MINNESOTA | L | 9-2 |
| 3/18 | MINNESOTA | L | 5-2 |

| | | | |
|------|-------------------------|---|----------|
| 3/22 | at Wichita State | W | 3-2 |
| 3/24 | at Northern Colorado* | L | 7-5 |
| 3/25 | at Northern Colorado* | L | 9-5 |
| 3/26 | at Northern Colorado* | L | 8-7 |
| 3/28 | PACIFIC | W | 9-1 |
| 3/31 | at Utah Valley* | W | 9-1 |
| 3/31 | at Utah Valley* | W | 12-4 |
| 4/1 | at Utah Valley* | L | 7-6 |
| 4/4 | at UC Davis | L | 7-6 |
| 4/5 | FRESNO STATE | L | 9-0 |
| 4/7 | GRAND CANYON* | L | 2-1 |
| 4/8 | GRAND CANYON* | W | 7-1 |
| 4/9 | GRAND CANYON* | L | 8-2 |
| 4/11 | UC DAVIS | W | 1-0 |
| 4/13 | NEW MEXICO STATE* | L | 8-4 |
| 4/14 | NEW MEXICO STATE* | W | 2-1 (12) |
| 4/15 | NEW MEXICO STATE* | L | 5-2 |
| 4/17 | SAN FRANCISCO | W | 9-5 |
| 4/18 | at San Francisco | L | 14-6 |
| 4/21 | at Seattle U* | W | 3-2 (10) |
| 4/22 | at Seattle U* | W | 9-0 |
| 4/23 | at Seattle U* | L | 7-4 |
| 4/25 | at Pacific | W | 5-2 |
| 4/28 | CSU BAKERSFIELD* | L | 4-3 |
| 4/29 | CSU BAKERSFIELD* | W | 11-1 (8) |
| 4/30 | CSU BAKERSFIELD* | L | 8-3 |
| 5/2 | NEVADA | L | 6-5 |
| 5/5 | at Chicago State* | L | 6-2 |
| 5/6 | at Chicago State* | W | 7-0 |
| 5/7 | at Chicago State* | W | 10-3 |
| 5/9 | at Fresno State | L | 9-2 |
| 5/12 | at San Diego | L | 6-3 |
| 5/13 | at San Diego | L | 5-3 |
| 5/14 | at San Diego | W | 9-8 |
| 5/18 | UT RIO GRANDE VALLEY* | W | 6-4 |
| 5/19 | UT RIO GRANDE VALLEY* | W | 13-6 |
| 5/20 | UT RIO GRANDE VALLEY* | W | 8-6 |
| 5/24 | # vs. Seattle U | W | 11-1 (7) |
| 5/25 | # vs. CSU Bakersfield | W | 10-6 |
| 5/26 | # vs. Northern Colorado | W | 10-1 |
| 5/27 | # vs. CSU Bakersfield | W | 5-0 |
| 6/1 | ^ at #8 Stanford | L | 10-0 |
| 6/2 | ^ vs. BYU | L | 6-1 |

* Western Athletic Conference game

WAC Tournament (Mesa, Ariz.)

^ NCAA Regional (Stanford, Calif.)

2018

Overall: 35-25

Western Athletic Conference: 17-7

Head Coach: Reggie Christiansen

| | | | |
|------|-----------------------|---|------------|
| 2/16 | WASHINGTON | L | 4-1 (11) |
| 2/17 | WASHINGTON | W | 6-4 |
| 2/18 | WASHINGTON | W | 6-0 |
| 2/19 | WASHINGTON | L | 8-5 |
| 2/23 | SAN FRANCISCO | L | 2-0 (11) |
| 2/24 | at San Francisco | L | 8-2 |
| 2/25 | \$ vs. San Jose State | L | 5-4 |
| 2/27 | at Pacific | W | 9-2 |
| 3/3 | MILWAUKEE | W | 4-0 |
| 3/4 | GONZAGA | L | 13-3 |
| 3/4 | MILWAUKEE | W | 3-2 (11) |
| 3/5 | GONZAGA | L | 6-3 |
| 3/8 | at Santa Clara | L | 11-10 (10) |
| 3/9 | at Santa Clara | L | 9-3 |
| 3/10 | SANTA CLARA | L | 4-3 (10) |
| 3/11 | SANTA CLARA | W | 4-1 |
| 3/16 | at UC Santa Barbara | W | 12-3 |
| 3/17 | at UC Santa Barbara | L | 10-2 |
| 3/18 | at UC Santa Barbara | W | 2-0 |
| 3/23 | at Utah | W | 2-1 |
| 3/24 | at Utah | L | 13-7 |
| 3/24 | at Utah | L | 7-6 |
| 3/29 | at New Mexico State* | L | 8-2 |
| 3/30 | at New Mexico State* | W | 7-3 |

| | | | |
|------|--------------------------|---|----------|
| 3/31 | at New Mexico State* | W | 6-2 |
| 4/2 | SAINT MARY'S | W | 10-3 |
| 4/3 | Saint Mary's | W | 4-2 |
| 4/6 | CHICAGO STATE* | W | 10-0 (7) |
| 4/7 | CHICAGO STATE* | W | 13-1 (7) |
| 4/8 | CHICAGO STATE* | W | 10-0 (7) |
| 4/10 | PACIFIC | L | 14-7 |
| 4/13 | NORTHERN COLORADO* | W | 5-0 |
| 4/14 | NORTHERN COLORADO* | L | 5-2 |
| 4/15 | NORTHERN COLORADO* | W | 5-0 |
| 4/17 | at UC Davis | W | 8-2 |
| 4/20 | at CSU Bakersfield* | L | 7-6 |
| 4/21 | at CSU Bakersfield* | W | 3-1 |
| 4/22 | at CSU Bakersfield* | W | 8-6 |
| 4/24 | at California | W | 4-1 |
| 4/27 | at UT Rio Grande Valley* | W | 5-2 |
| 4/28 | at UT Rio Grande Valley* | L | 7-6 |
| 4/29 | at UT Rio Grande Valley* | W | 5-2 |
| 5/1 | at Nevada | L | 6-2 |
| 5/4 | SEATTLE U* | W | 5-1 |
| 5/5 | SEATTLE U* | L | 4-3 |
| 5/6 | SEATTLE U* | W | 10-1 |
| 5/8 | UC DAVIS | W | 5-2 |
| 5/11 | at Grand Canyon* | W | 9-5 |
| 5/12 | at Grand Canyon* | L | 8-5 |
| 5/13 | at Grand Canyon* | L | 10-2 |
| 5/14 | ARIZONA | L | 5-2 |
| 5/17 | UTAH VALLEY* | W | 4-3 |
| 5/18 | UTAH VALLEY* | W | 10-4 |
| 5/19 | UTAH VALLEY* | W | 8-2 |
| 5/24 | # vs. New Mexico State | L | 2-0 |
| 5/25 | # vs. CSU Bakersfield | W | 17-3 |
| 5/25 | # vs. Grand Canyon | W | 8-2 |
| 5/26 | # vs. Seattle U | W | 12-7 |
| 5/26 | # vs. New Mexico State | W | 4-3 (15) |
| 5/27 | # vs. New Mexico State | L | 4-3 |

* Western Athletic Conference game

\$ Game Played at University of San Francisco

WAC Tournament (Mesa, Ariz.)

2019

Overall: 40-25

Western Athletic Conference: 18-9

Head Coach: Reggie Christiansen

| | | | |
|------|------------------------|---|----------|
| 2/16 | NORTH DAKOTA STATE | L | 9-1 |
| 2/17 | NORTH DAKOTA STATE | W | 2-1 |
| 2/17 | NORTH DAKOTA STATE | W | 8-3 |
| 2/21 | at Pacific | L | 11-3 |
| 2/22 | at Pacific | L | 6-3 |
| 2/23 | PACIFIC | W | 5-2 |
| 2/24 | PACIFIC | L | 6-2 |
| 3/1 | at #3 UCLA | L | 2-1 |
| 3/3 | at #3 UCLA | L | 6-0 |
| 3/3 | at #3 UCLA | W | 2-1 |
| 3/5 | at Saint Mary's | L | 10-1 |
| 3/8 | TOWSON | W | 5-0 |
| 3/8 | TOWSON | W | 1-0 |
| 3/9 | TOWSON | W | 13-4 |
| 3/9 | TOWSON | W | 12-2 |
| 3/12 | UC DAVIS | W | 8-2 |
| 3/15 | RIDER | W | 5-4 |
| 3/16 | RIDER | W | 6-3 |
| 3/17 | RIDER | W | 7-0 |
| 3/19 | SAN JOSE STATE | W | 7-2 |
| 3/22 | UT RIO GRANDE VALLEY* | W | 5-4 (10) |
| 3/23 | UT RIO GRANDE VALLEY* | W | 7-1 |
| 3/24 | UT RIO GRANDE VALLEY* | L | 5-3 |
| 3/26 | CALIFORNIA | W | 6-0 |
| 3/29 | at California Baptist* | W | 21-10 |
| 3/30 | at California Baptist* | L | 6-5 |
| 3/31 | at California Baptist* | W | 1-0 |
| 4/3 | at Nevada | L | 6-2 |
| 4/5 | CSU BAKERSFIELD* | W | 4-3 (10) |
| 4/6 | CSU BAKERSFIELD* | W | 10-7 |
| 4/7 | CSU BAKERSFIELD* | W | 5-4 |



YEAR-BY-YEAR RESULTS

| | | | |
|------|----------------------------|---|----------|
| 4/9 | at Santa Clara | L | 11-0 |
| 4/12 | at Seattle U* | L | 4-2 |
| 4/12 | at Seattle U* | W | 9-3 |
| 4/13 | at Seattle U* | W | 6-2 |
| 4/17 | at Illinois State | L | 2-1 |
| 4/18 | at Chicago State* | W | 13-3 (8) |
| 4/19 | at Chicago State* | W | 7-5 |
| 4/20 | at Chicago State* | W | 10-1 |
| 4/23 | at California | L | 12-4 |
| 4/26 | NEW MEXICO STATE* | W | 4-3 |
| 4/27 | NEW MEXICO STATE* | L | 12-4 |
| 4/28 | NEW MEXICO STATE* | L | 3-2 |
| 4/30 | at San Francisco | L | 3-2 |
| 5/3 | at Northern Colorado* | L | 8-6 |
| 5/4 | at Northern Colorado* | W | 15-10 |
| 5/5 | at Northern Colorado* | W | 12-2 |
| 5/7 | NEVADA | W | 4-3 |
| 5/10 | at Utah Valley* | L | 6-2 |
| 5/11 | at Utah Valley* | W | 5-4 |
| 5/12 | at Utah Valley* | L | 14-4 (7) |
| 5/14 | SAINT MARY'S | L | 6-3 |
| 5/16 | GRAND CANYON* | L | 5-2 (10) |
| 5/17 | GRAND CANYON* | W | 3-2 |
| 5/18 | GRAND CANYON* | W | 2-1 |
| 5/22 | # vs. Utah Valley | L | 4-2 |
| 5/23 | # vs. CSU Bakersfield | W | 7-3 |
| 5/24 | # vs. UT Rio Grande Valley | W | 6-2 |
| 5/24 | # vs. Utah Valley | W | 6-4 |
| 5/25 | # vs. New Mexico State | W | 6-4 (10) |
| 5/25 | # vs. Grand Canyon | W | 4-3 (11) |
| 5/26 | # vs. Grand Canyon | W | 5-4 |
| 5/31 | ^ at #4 Stanford | L | 11-0 |
| 6/1 | ^ vs. #18 UC Santa Barbara | W | 6-4 |
| 6/2 | ^ at #4 Stanford | L | 12-3 |

* Western Athletic Conference game
WAC Tournament (Mesa, Ariz.)
^ NCAA Regional (Stanford, Calif.)

2020

Overall: 9-7

Western Athletic Conference: 0-0

Head Coach: Reggie Christiansen

| | | | |
|------|------------------|---|----------|
| 2/14 | UC SANTA BARBARA | W | 6-1 |
| 2/15 | UC SANTA BARBARA | L | 1-0 (11) |
| 2/16 | UC SANTA BARBARA | L | 4-2 |
| 2/20 | MILWAUKEE | W | 9-3 |
| 2/21 | MILWAUKEE | W | 4-0 |
| 2/22 | MILWAUKEE | W | 8-1 |
| 2/23 | MILWAUKEE | W | 3-2 |
| 2/27 | SANTA CLARA | L | 6-5 |
| 2/28 | SANTA CLARA | L | 4-2 |
| 2/29 | SANTA CLARA | W | 6-3 |
| 3/1 | SANTA CLARA | W | 6-1 |
| 3/3 | PACIFIC | W | 9-2 |
| 3/6 | at UC Irvine | L | 2-0 |
| 3/7 | at UC Irvine | L | 3-2 |
| 3/8 | at UC Irvine | W | 8-0 |
| 3/10 | at San Francisco | L | 12-4 |

ED. NOTE: The remainder of the 2020 season was canceled due to the COVID-19 pandemic.

2021

Overall: 35-22

Western Athletic Conference: 22-14

Head Coach: Reggie Christiansen

| | | | |
|------|----------------------|---|-----|
| 2/19 | at #15 Arizona State | W | 4-2 |
| 2/20 | at #15 Arizona State | L | 2-1 |
| 2/21 | at #15 Arizona State | L | 3-1 |
| 2/27 | TEXAS STATE | W | 8-5 |
| 2/27 | TEXAS STATE | W | 5-4 |
| 2/28 | TEXAS STATE | W | 7-1 |
| 3/1 | PACIFIC | W | 8-5 |
| 3/4 | at Santa Clara | L | 5-0 |
| 3/5 | at Santa Clara | W | 2-1 |

| | | | |
|------|----------------------------|---|----------|
| 3/6 | at Santa Clara | W | 10-0 |
| 3/7 | at Santa Clara | L | 10-6 |
| 3/12 | at Tarleton* | W | 6-0 (7) |
| 3/12 | at Tarleton* | W | 17-3 (7) |
| 3/13 | at Tarleton* | L | 16-13 |
| 3/14 | at Tarleton* | W | 20-5 (7) |
| 3/19 | at Utah Valley* | W | 8-3 (7) |
| 3/19 | at Utah Valley* | W | 8-5 |
| 3/21 | at Utah Valley* | W | 10-4 |
| 3/21 | at Utah Valley* | W | 11-7 |
| 3/26 | UTAH TECH* | W | 9-3 |
| 3/27 | UTAH TECH* | W | 9-4 (7) |
| 3/27 | UTAH TECH* | W | 10-5 |
| 3/28 | UTAH TECH* | L | 7-5 |
| 3/29 | #24 STANFORD | W | 3-2 |
| 4/9 | NEW MEXICO STATE* | W | 10-5 (7) |
| 4/9 | NEW MEXICO STATE* | L | 10-2 |
| 4/10 | NEW MEXICO STATE* | W | 9-6 |
| 4/11 | NEW MEXICO STATE* | W | 4-0 |
| 4/16 | SEATTLE U* | L | 6-0 |
| 4/17 | SEATTLE U* | L | 3-0 (8) |
| 4/17 | SEATTLE U* | L | 5-0 (7) |
| 4/18 | SEATTLE U* | W | 11-4 |
| 4/23 | at Northern Colorado* | W | 4-2 |
| 4/24 | at Northern Colorado* | L | 8-6 (7) |
| 4/24 | at Northern Colorado* | W | 11-4 |
| 4/25 | at Northern Colorado* | L | 13-11 |
| 4/27 | at Kansas | W | 11-6 |
| 4/28 | at Kansas | L | 6-4 |
| 4/30 | GRAND CANYON* | L | 15-5 (7) |
| 5/1 | GRAND CANYON* | L | 6-1 (7) |
| 5/1 | GRAND CANYON* | L | 12-0 (7) |
| 5/2 | GRAND CANYON* | W | 3-2 |
| 5/7 | at California Baptist* | W | 14-11 |
| 5/8 | at California Baptist* | L | 6-1 (7) |
| 5/8 | at California Baptist* | L | 7-6 (10) |
| 5/9 | at California Baptist* | W | 14-1 |
| 5/14 | at San Francisco | W | 2-1 |
| 5/15 | SAN FRANCISCO | W | 7-6 (7) |
| 5/15 | SAN FRANCISCO | L | 8-0 |
| 5/16 | at San Francisco | W | 4-0 |
| 5/20 | UT RIO GRANDE VALLEY* | W | 5-4 (11) |
| 5/21 | UT RIO GRANDE VALLEY* | W | 20-5 (7) |
| 5/21 | UT RIO GRANDE VALLEY* | W | 6-5 (10) |
| 5/22 | UT RIO GRANDE VALLEY* | L | 4-2 |
| 5/27 | ^ vs. UT Rio Grande Valley | W | 9-5 |
| 5/28 | ^ vs. Grand Canyon | L | 11-0 (7) |
| 5/29 | ^ vs. UT Rio Grande Valley | L | 10-0 (7) |

* Western Athletic Conference game
^ WAC Tournament (Mesa, Ariz.)

2022

Overall: 32-26

Western Athletic Conference: 17-13

Head Coach: Reggie Christiansen

| | | | |
|------|------------------------|---|----------|
| 2/18 | NORTHERN ILLINOIS | W | 11-7 |
| 2/19 | NORTHERN ILLINOIS | W | 8-0 (7) |
| 2/19 | NORTHERN ILLINOIS | W | 2-0 (7) |
| 2/20 | NORTHERN ILLINOIS | W | 10-9 |
| 2/25 | at #6 Long Beach State | W | 1-0 (10) |
| 2/26 | at #6 Long Beach State | W | 5-4 |
| 2/27 | at #6 Long Beach State | W | 5-4 |
| 3/1 | at California | L | 6-2 |
| 3/4 | HOUSTON CHRISTIAN | W | 21-4 (7) |
| 3/5 | HOUSTON CHRISTIAN | L | 4-1 (7) |
| 3/5 | HOUSTON CHRISTIAN | L | 3-2 (7) |
| 3/6 | HOUSTON CHRISTIAN | L | 4-1 |
| 3/8 | SAINT MARY'S | L | 8-2 |
| 3/11 | UTAH TECH* | W | 9-2 |
| 3/12 | UTAH TECH* | L | 18-7 (8) |
| 3/13 | UTAH TECH* | L | 4-3 |
| 3/15 | at San Francisco | L | 6-5 (11) |
| 3/18 | at Seattle U* | W | 2-0 |
| 3/18 | at Seattle U* | L | 9-5 |
| 3/19 | at Seattle U* | L | 16-13 |

| | | | |
|------|----------------------------|---|----------|
| 3/25 | GRAND CANYON* | W | 3-2 |
| 3/26 | GRAND CANYON* | L | 5-2 |
| 3/27 | GRAND CANYON* | L | 3-2 |
| 3/29 | PACIFIC | L | 5-2 |
| 4/1 | at Utah Valley* | W | 7-5 |
| 4/2 | at Utah Valley* | L | 10-4 |
| 4/3 | at Utah Valley* | W | 5-3 |
| 4/5 | at Nevada | L | 20-5 |
| 4/8 | at New Mexico State* | W | 6-5 |
| 4/9 | at New Mexico State* | L | 10-9 |
| 4/10 | at New Mexico State* | W | 14-6 |
| 4/12 | FRESNO STATE | L | 19-0 |
| 4/15 | SEATTLE U* | W | 15-5 (8) |
| 4/16 | SEATTLE U* | L | 8-2 |
| 4/17 | SEATTLE U* | W | 7-4 |
| 4/19 | at Pacific | W | 13-6 |
| 4/22 | at Utah Tech* | W | 11-6 |
| 4/23 | at Utah Tech* | W | 7-2 |
| 4/24 | at Utah Tech* | L | 12-2 (7) |
| 4/26 | at Saint Mary's | W | 8-6 |
| 4/29 | CALIFORNIA BAPTIST* | W | 2-1 |
| 4/30 | CALIFORNIA BAPTIST* | L | 6-2 |
| 5/1 | CALIFORNIA BAPTIST* | W | 7-4 |
| 5/3 | SAN FRANCISCO | L | 4-2 |
| 5/6 | at Grand Canyon* | W | 8-5 |
| 5/7 | at Grand Canyon* | L | 7-4 |
| 5/8 | at Grand Canyon* | L | 11-10 |
| 5/10 | at Fresno State | W | 11-9 |
| 5/13 | UTAH VALLEY* | W | 8-7 |
| 5/14 | UTAH VALLEY* | W | 5-2 |
| 5/15 | UTAH VALLEY* | W | 7-2 |
| 5/19 | SAN JOSE STATE | W | 4-3 (11) |
| 5/20 | at San Jose State | L | 12-0 (7) |
| 5/21 | at San Jose State | W | 14-4 |
| 5/25 | ^ vs. UT Rio Grande Valley | L | 2-1 |
| 5/26 | ^ vs. Sam Houston | W | 3-2 |
| 5/27 | ^ vs. UT Rio Grande Valley | W | 9-5 |
| 5/27 | ^ vs. New Mexico State | L | 7-3 |

* Western Athletic Conference game
^ WAC Tournament (Mesa, Ariz.)

2023

Overall: 30-26

Western Athletic Conference: 14-16

Head Coach: Reggie Christiansen

| | | | |
|------|------------------------|---|----------|
| 2/17 | NORTH DAKOTA STATE | W | 5-3 |
| 2/18 | NORTH DAKOTA STATE | W | 8-6 |
| 2/19 | NORTH DAKOTA STATE | W | 3-2 |
| 2/19 | NORTH DAKOTA STATE | L | 13-4 |
| 2/25 | ST. THOMAS | W | 2-0 |
| 2/25 | ST. THOMAS | W | 10-1 |
| 3/2 | NEVADA | W | 9-4 |
| 3/3 | ! at USC | L | 8-7 |
| 3/4 | ! at #12 UCLA | L | 3-2 |
| 3/5 | ! vs. Tulane (at UCLA) | L | 14-6 |
| 3/7 | UC DAVIS | W | 9-6 |
| 3/8 | CENTRAL MICHIGAN | W | 5-3 |
| 3/9 | CENTRAL MICHIGAN | L | 8-4 (10) |
| 3/10 | CENTRAL MICHIGAN | L | 8-3 |
| 3/11 | CENTRAL MICHIGAN | L | 13-2 |
| 3/15 | at Fresno State | W | 9-0 |
| 3/17 | GRAND CANYON* | L | 9-6 |
| 3/18 | GRAND CANYON* | W | 13-8 |
| 3/18 | GRAND CANYON* | L | 7-6 |
| 3/22 | SAN JOSE STATE | W | 7-6 |
| 3/24 | at Abilene Christian* | W | 8-4 |
| 3/25 | at Abilene Christian* | L | 10-0 |
| 3/26 | at Abilene Christian* | L | 20-5 |
| 3/28 | at Louisiana Tech | L | 14-4 |
| 3/30 | at Stephen F. Austin* | L | 7-1 |
| 4/1 | at Stephen F. Austin* | W | 17-3 |
| 4/1 | at Stephen F. Austin* | L | 15-13 |
| 4/3 | MENLO COLLEGE | W | 10-5 |
| 4/6 | UTAH VALLEY* | W | 7-5 |
| 4/7 | UTAH VALLEY* | W | 7-5 |



YEAR-BY-YEAR RESULTS



| | | | |
|------|------------------------|---|-----------|
| 4/8 | UTAH VALLEY* | L | 3-1 |
| 4/10 | at Pacific | W | 11-8 (10) |
| 4/11 | at UC Davis | L | 4-3 (11) |
| 4/14 | UT ARLINGTON* | L | 9-7 |
| 4/15 | UT ARLINGTON* | W | 8-3 |
| 4/16 | UT ARLINGTON* | L | 12-10 |
| 4/18 | at #9 Stanford | W | 15-13 |
| 4/21 | at SeattleU* | W | 6-0 |
| 4/22 | at SeattleU* | L | 10-7 |
| 4/23 | at SeattleU* | L | 4-3 |
| 4/25 | at Nevada | W | 12-8 |
| 4/28 | at New Mexico State* | W | 6-5 (10) |
| 4/29 | at New Mexico State* | L | 21-9 |
| 4/30 | at New Mexico State* | W | 16-10 |
| 5/2 | at Fresno State | L | 9-6 |
| 5/5 | UT RIO GRANDE VALLEY* | W | 12-6 |
| 5/6 | UT RIO GRANDE VALLEY* | L | 7-5 |
| 5/7 | UT RIO GRANDE VALLEY* | L | 9-6 |
| 5/9 | UC DAVIS | W | 7-5 |
| 5/12 | at California Baptist* | L | 9-7 |
| 5/13 | at California Baptist* | L | 12-7 |
| 5/14 | at California Baptist* | W | 8-3 |
| 5/16 | PACIFIC | W | 18-15 |
| 5/18 | UTAH TECH* | W | 13-6 |
| 5/19 | UTAH TECH* | W | 12-3 |
| 5/20 | UTAH TECH* | W | 11-2 |

* Western Athletic Conference game

! SoCal Collegiate Baseball Classic (Campus Sites)

HORNETS IN THE POSTSEASON



Sacramento State advanced to the championship game of the NCAA Division II World Series in 1988, finishing second in the country.

1961

NAIA DISTRICT 3 PLAYOFFS

Claremont, Calif.

- vs. Whittier College W, 8-2
- vs. Redlands..... W, 8-2

NAIA COLLEGE WORLD SERIES (2ND)

Sioux City, Iowa

- vs. Omaha..... L, 2-1
- vs. Slippery Rock..... W, 5-3
- vs. Sam Houston..... W, 13-1
- vs. Grambling State W, 4-2
- vs. East Carolina W, 14-5
- vs. East Carolina L, 13-7

1964

NCAA PACIFIC COAST COLLEGE DIVISION REGIONALS

Long Beach, Calif.

- vs. Cal Poly W, 10-3
- at Long Beach State W, 1-0

1965

NCAA PACIFIC COAST COLLEGE DIVISION REGIONALS

Reno, Nev.

- vs. Chapman L, 5-4 (13)
- vs. Pepperdine L, 6-2

1968

NCAA PACIFIC COAST COLLEGE DIVISION REGIONALS

Anaheim, Calif.

- vs. Seattle Pacific W, 6-3
- vs. Chapman L, 7-3
- vs. Seattle Pacific L, 4-3

1969

NCAA PACIFIC COAST COLLEGE DIVISION REGIONALS

Sacramento, Calif.

- vs. Chapman L, 10-3
- vs. Puget Sound..... 12-7

1970

NCAA PACIFIC COAST COLLEGE DIVISION REGIONALS

Sacramento, Calif.

- vs. CSUN..... L, 10-0
- vs. UC Irvine..... W, 5-3
- vs. Chapman L, 4-0

1974

NCAA DIVISION II REGIONALS

Tacoma, Wash.

- vs. Puget Sound..... L, 5-1
- vs. Cal State Fullerton..... W, 4-3
- vs. Puget Sound..... W, 6-3
- vs. UC Irvine..... L, 14-3

1975

NCAA DIVISION II REGIONALS

Northridge, Calif.

- at CSUN..... L, 12-9
- vs. Chapman L, 9-5

1985

NCAA DIVISION II WEST REGIONAL

Pomona, Calif., May 16-18

- at Cal Poly Pomona..... L, 5-3
- at Cal Poly Pomona..... W, 10-9
- at Cal Poly Pomona..... L, 14-4
- at Cal Poly Pomona..... W, 7-5
- at Cal Poly Pomona..... L, 9-7

1986

NCAA DIVISION II WEST REGIONAL

Sacramento, Calif., May 15-17

- vs. Cal State Dominguez Hills W, 12-8
- vs. Cal State Dominguez Hills W, 7-1
- vs. Cal State Dominguez Hills L, 7-2
- vs. Cal State Dominguez Hills W, 14-7

NCAA DIVISION II COLLEGE WORLD SERIES

Montgomery, Ala., May 23-26

- vs. University of Tampa W, 14-12
- vs. Columbus State..... L, 6-5
- vs. University of New Haven..... W, 9-4
- vs. Troy..... L, 9-1

1988

NCAA DIVISION II WEST REGIONAL

Sacramento, Calif., May 20-22

- vs. Cal Poly Pomona..... W, 12-6
- vs. Cal Poly Pomona..... W, 13-8
- vs. Cal Poly Pomona..... W, 9-5
- vs. Cal Poly Pomona..... W, 4-2

NCAA DIVISION II WORLD SERIES

Montgomery, Ala., May 27-31

- vs. Jacksonville State..... W, 3-0
- vs. Lewis University..... W, 5-3
- vs. Florida Southern..... L, 9-2
- vs. Lewis University..... W, 8-2
- vs. Florida Southern L, 5-4

1989

NCAA DIVISION II WEST REGIONAL

San Luis Obispo, Calif., May 19

- vs. San Francisco State L, 5-4
- at Cal Poly..... L, 4-3

1998

BIG WEST TOURNAMENT

Fullerton, Calif., May 14-17

- vs. Long Beach State L, 8-7
- at Cal State Fullerton W, 6-5
- vs. UC Santa Barbara W, 15-11
- vs. Long Beach State L, 24-10

2006

WAC TOURNAMENT

Fresno, Calif., May 25-28

- at No. 21 Fresno State..... L, 10-2
- vs. Louisiana Tech..... L, 14-9

2007

WAC TOURNAMENT

Reno, Nev., May 24-27

- vs. Fresno State L, 10-2
- vs. Hawai'i..... L, 19-7

2008

WAC TOURNAMENT

Ruston, La., May 22-25

- vs. Fresno State L, 3-2
- vs. New Mexico State..... W, 8-5
- vs. Nevada..... L, 15-5



HORNETS IN THE POSTSEASON

2012

WAC TOURNAMENT

Mesa, Ariz. (Hohokam Park), May 24-27

| | |
|-----------------------|-------------|
| vs. Nevada..... | W, 15-5 (8) |
| vs. Fresno State..... | W, 8-3 |
| vs. Fresno State..... | L, 9-6 |
| vs. Fresno State..... | L, 4-3 (13) |

2013

WAC TOURNAMENT

Grand Prairie, Texas (QuikTrip Park), May 22-25

| | |
|--------------------------|-------------|
| vs. UTSA..... | L, 3-2 (14) |
| vs. CSU Bakersfield..... | L, 7-1 |
| vs. San Jose State..... | W, 3-0 |

2014

WAC TOURNAMENT

Mesa, Ariz. (Cubs Park), May 22-25

| | |
|---------------------------|---------|
| vs. CSU Bakersfield..... | L, 4-1 |
| vs. New Mexico State..... | W, 9-5 |
| vs. CSU Bakersfield..... | W, 3-1 |
| vs. Utah Valley..... | W, 10-3 |
| vs. Utah Valley..... | W, 10-3 |

NCAA DIVISION I REGIONAL

San Luis Obispo, Calif., May 30-June 1

| | |
|----------------------------|--------|
| at #5 Cal Poly..... | L, 4-2 |
| vs. #18 Arizona State..... | W, 5-4 |
| at #5 Cal Poly..... | L, 6-5 |

2015

WAC TOURNAMENT

Mesa, Ariz. (Hohokam Stadium), May 20-23

| | |
|----------------------------|-------------|
| vs. Utah Valley..... | L, 3-2 (10) |
| vs. Northern Colorado..... | W, 5-0 |
| vs. Utah Valley..... | W, 9-3 |
| vs. North Dakota..... | W, 10-2 |
| vs. CSU Bakersfield..... | L, 4-0 |

2016

WAC TOURNAMENT

Mesa, Ariz. (Hohokam Stadium), May 25-27

| | |
|----------------------------|--------|
| vs. Northern Colorado..... | W, 8-7 |
| vs. SeattleU..... | L, 5-4 |
| vs. New Mexico State..... | L, 5-4 |

2017

WAC TOURNAMENT

Mesa, Ariz. (Hohokam Stadium), May 24-27

| | |
|----------------------------|---------|
| vs. SeattleU..... | W, 11-1 |
| vs. CSU Bakersfield..... | W, 10-6 |
| vs. Northern Colorado..... | W, 10-1 |
| vs. CSU Bakersfield..... | W, 5-0 |

NCAA DIVISION I REGIONAL

Stanford, Calif., June 1-2

| | |
|---------------------|---------|
| at #8 Stanford..... | L, 10-0 |
| vs. BYU..... | L, 6-1 |

2018

WAC TOURNAMENT

Mesa, Ariz. (Hohokam Stadium), May 23-27

| | |
|---------------------------|-------------|
| vs. New Mexico State..... | L, 2-0 |
| vs. CSU Bakersfield..... | W, 17-3 |
| vs. Grand Canyon..... | W, 8-2 |
| vs. SeattleU..... | W, 12-7 |
| vs. New Mexico State..... | W, 4-3 (15) |
| vs. New Mexico State..... | L, 4-3 |

2019

WAC TOURNAMENT

Mesa, Ariz. (Hohokam Stadium), May 22-26

| | |
|-------------------------------|-------------|
| vs. Utah Valley..... | L, 4-2 |
| vs. CSU Bakersfield..... | W, 7-3 |
| vs. UT Rio Grande Valley..... | W, 6-2 |
| vs. Utah Valley..... | W, 6-4 |
| vs. New Mexico State..... | W, 6-4 (10) |
| vs. Grand Canyon..... | W, 4-3 (11) |
| vs. Grand Canyon..... | W, 5-4 |

NCAA REGIONAL

Stanford, Calif., May 31-June 2

| | |
|-------------------------------|---------|
| vs. #4 Stanford..... | L, 11-0 |
| vs. #18 UC Santa Barbara..... | W, 6-4 |
| vs. #4 Stanford..... | L, 12-3 |

2020

WAC TOURNAMENT

Mesa, Ariz. (Hohokam Stadium), May 22-26

| | |
|-------------------------------|---------|
| vs. UT Rio Grande Valley..... | W, 9-5 |
| vs. Grand Canyon..... | L, 11-0 |
| vs. UT Rio Grande Valley..... | L, 10-0 |

2022


WAC TOURNAMENT

Mesa, Ariz. (Hohokam Stadium), May 25-28

| | |
|-------------------------------|--------|
| vs. UT Rio Grande Valley..... | L, 2-1 |
| vs. Sam Houston..... | W, 3-2 |
| vs. UT Rio Grande Valley..... | W, 9-5 |
| vs. New Mexico State..... | L, 7-3 |



2014 WESTERN ATHLETIC CONFERENCE TOURNAMENT CHAMPIONS



2017 WESTERN ATHLETIC CONFERENCE TOURNAMENT CHAMPIONS



2019 WESTERN ATHLETIC CONFERENCE TOURNAMENT CHAMPIONS

ALL-TIME SERIES RECORDS

| OPPONENT | O | H | A | N | Stk | OPPONENT | O | H | A | N | Stk |
|---------------------------|----------|---------|-------|-------|-----|----------------------|----------|---------|---------|-------|-----|
| Abilene Christian | 1-2 | 0-0 | 1-2 | 0-0 | L2 | Oregon | 6-3 | 5-2 | 1-1 | 0-0 | L1 |
| Air Force | 5-1 | 5-1 | 0-0 | 0-0 | W1 | Oregon State | 15-22 | 12-17 | 2-3 | 0-3 | L1 |
| Albany | 1-0 | 1-0 | 0-0 | 0-0 | W1 | Oregon Tech | 15-2 | 10-2 | 4-0 | 1-0 | W5 |
| Arizona | 5-16 | 2-3 | 3-13 | 0-0 | L8 | Pacific | 98-80-1 | 57-35-1 | 39-43 | 0-0 | W3 |
| Arizona State | 2-2 | 0-0 | 1-2 | 1-0 | L2 | Pacific (Ore.) | 8-3 | 8-3 | 0-0 | 0-0 | W4 |
| Auburn | 2-1 | 0-0 | 2-1 | 0-0 | W2 | Parks AFB | 3-0 | 2-0 | 1-0 | 0-0 | W3 |
| Boise State | 0-2 | 0-2 | 0-0 | 0-0 | L2 | Pasadena College | 2-1 | 2-1 | 0-0 | 0-0 | W1 |
| BYU | 1-3 | 1-2 | 0-0 | 0-1 | L1 | Penn State | 1-2 | 1-2 | 0-0 | 0-0 | L1 |
| California | 16-46 | 11-14 | 5-27 | 0-0 | L2 | Pepperdine | 6-6 | 1-0 | 5-5 | 0-1 | L1 |
| California Baptist | 9-6 | 3-1 | 6-5 | 0-0 | W1 | Portland | 7-2 | 7-2 | 0-0 | 0-0 | L1 |
| Cal Poly | 18-49 | 7-19 | 9-28 | 1-0 | W1 | Portland State | 3-4 | 3-3 | 0-0 | 0-1 | L3 |
| Cal Poly Humboldt | 65-26-1 | 38-13 | 25-13 | 2-0 | W13 | Puget Sound | 1-3 | 0-2 | 0-0 | 1-1 | L1 |
| Cal Poly Pomona | 7-3 | 5-0 | 2-3 | 0-0 | W5 | Redlands | 1-0 | 0-0 | 0-0 | 1-0 | W1 |
| CSU Bakersfield | 17-15 | 6-6 | 6-6 | 5-3 | W7 | Represa Eagles | 0-1 | 0-0 | 0-0 | 0-1 | L1 |
| Cal State Dominguez Hills | 3-2 | 3-1 | 0-1 | 0-0 | W1 | Rhode Island | 1-0 | 1-0 | 0-0 | 0-0 | W1 |
| Cal State East Bay | 66-41 | 45-15 | 20-25 | 1-1 | W4 | Rider | 3-0 | 3-0 | 0-0 | 0-0 | W3 |
| Cal State Fullerton | 7-16 | 3-9 | 3-7 | 1-0 | L7 | Sacramento P.D. | 1-0 | 1-0 | 0-0 | 0-0 | W1 |
| Cal State Los Angeles | 3-1 | 2-1 | 1-0 | 0-0 | L1 | Saint Mary's | 64-60-2 | 36-34-1 | 25-23-1 | 0-0 | W1 |
| CSUN | 25-49 | 14-18 | 11-31 | 0-0 | W1 | St. Thomas | 2-0 | 2-0 | 0-0 | 0-0 | W2 |
| Castle AFB | 1-0 | 1-0 | 0-0 | 0-0 | W1 | Samford | 4-1 | 2-1 | 0-0 | 2-0 | L1 |
| Centenary | 6-0 | 3-0 | 3-0 | 0-0 | W6 | Sam Houston | 2-0 | 0-0 | 0-0 | 2-0 | W2 |
| Central Michigan | 1-3 | 1-3 | 0-0 | 0-0 | L3 | San Diego | 6-8 | 2-1 | 4-7 | 0-0 | W1 |
| Chapman | 0-6 | 0-2 | 0-1 | 0-3 | L6 | San Diego State | 13-19 | 6-8 | 7-11 | 0-0 | L1 |
| Chicago State | 17-1 | 9-0 | 8-1 | 0-0 | W8 | San Francisco | 64-71-1 | 36-35-1 | 26-35 | 0-0 | L2 |
| Chico State | 115-50-2 | 57-21-1 | 55-24 | 0-0-1 | W1 | San Francisco State | 73-56 | 45-20 | 25-29 | 0-2 | W2 |
| College of Idaho | 2-0 | 2-0 | 0-0 | 0-0 | W2 | San Jose State | 48-70-2 | 33-26-2 | 13-42 | 1-1 | W2 |
| Columbus State | 3-4 | 1-0 | 2-3 | 0-1 | L1 | Santa Clara | 29-53 | 15-23 | 13-30 | 1-0 | L1 |
| Concordia (Ore.) | 1-0 | 1-0 | 0-0 | 0-0 | W1 | Seattle Pacific | 1-1 | 0-0 | 0-0 | 1-1 | L1 |
| Cornell | 4-0 | 4-0 | 0-0 | 0-0 | W4 | Seattle U | 25-19 | 10-6 | 13-12 | 2-1 | L2 |
| Creighton | 1-0 | 1-0 | 0-0 | 0-0 | W1 | Simpson | 1-0 | 1-0 | 0-0 | 0-0 | W1 |
| Dallas Baptist | 1-2 | 0-0 | 1-2 | 0-0 | W1 | Slippery Rock | 1-0 | 0-0 | 0-0 | 0-0 | W1 |
| Dartmouth | 5-4 | 5-4 | 0-0 | 0-0 | W2 | Sonoma State | 47-15 | 25-6 | 22-9 | 0-0 | W2 |
| Davidson | 2-0 | 0-0 | 0-0 | 2-0 | W2 | South Dakota State | 4-2 | 2-2 | 0-0 | 2-0 | W4 |
| East Carolina | 1-1 | 0-0 | 0-0 | 1-1 | L1 | South Florida | 1-0 | 0-0 | 0-0 | 1-0 | W1 |
| Eastern Michigan | 2-0 | 2-0 | 0-0 | 0-0 | W2 | Southern Oregon | 5-0 | 2-0 | 3-0 | 0-0 | W5 |
| Eastern Oregon | 1-1 | 1-1 | 0-0 | 0-0 | L1 | Southern Utah | 19-2 | 17-0 | 2-2 | 0-0 | W13 |
| Fairfield AFB | 1-0 | 0-0 | 0-0 | 1-0 | W1 | Stanford | 18-34 | 8-10 | 10-24 | 0-0 | W2 |
| Florida A&M | 1-0 | 0-0 | 0-0 | 1-0 | W1 | Stanislaus State | 44-44-1 | 27-15-1 | 16-26 | 1-0 | W4 |
| Florida Southern | 0-2 | 0-0 | 0-0 | 0-2 | L2 | Stephen F. Austin | 1-2 | 0-0 | 1-2 | 0-0 | L1 |
| Fresno State | 39-137-1 | 21-61-1 | 15-69 | 1-4 | L1 | Stony Brook | 2-1 | 2-1 | 0-0 | 0-0 | L1 |
| Georgia Tech | 0-1 | 0-0 | 0-0 | 0-1 | L1 | Tampa | 1-0 | 0-0 | 0-0 | 1-0 | W1 |
| Gonzaga | 1-11 | 0-11 | 0-0 | 1-0 | L2 | Tarleton | 3-1 | 0-0 | 3-1 | 0-0 | W1 |
| Grambling State | 1-0 | 0-0 | 0-0 | 1-0 | W1 | Texas | 1-2 | 0-0 | 1-2 | 0-0 | L1 |
| Grand Canyon | 22-22 | 13-12 | 6-9 | 3-1 | L1 | Texas A&M | 1-2 | 0-0 | 1-2 | 0-0 | L2 |
| Hamilton AFB | 1-0 | 1-0 | 0-0 | 0-0 | W1 | Texas State | 6-0 | 6-0 | 0-0 | 0-0 | W6 |
| Hawai'i | 29-55 | 16-12 | 13-41 | 0-2 | W3 | Texas Tech | 0-1 | 0-0 | 0-1 | 0-0 | L1 |
| Hawai'i-Hilo | 14-5 | 11-2 | 2-2 | 1-1 | W5 | Towson | 4-0 | 4-0 | 0-0 | 0-0 | W4 |
| Hawai'i Pacific | 6-0 | 0-0 | 4-0 | 2-0 | W6 | Travis AFB | 4-0 | 1-0 | 1-0 | 0-0 | W4 |
| Houston Christian | 1-3 | 1-3 | 0-0 | 0-0 | L3 | Troy | 0-2 | 0-0 | 0-0 | 0-2 | L2 |
| Illinois State | 0-1 | 0-0 | 0-1 | 0-0 | L1 | Tulane | 0-1 | 0-0 | 0-0 | 0-1 | L1 |
| Iowa | 0-1 | 0-0 | 0-1 | 0-0 | L1 | UC Davis | 144-90-1 | 88-77 | 55-48 | 0-0-1 | W1 |
| Jacksonville State | 1-0 | 0-0 | 0-0 | 1-0 | W1 | UC Irvine | 8-17 | 3-6 | 5-10 | 0-1 | W1 |
| Kansas | 1-4 | 0-0 | 1-1 | 0-3 | L1 | UCLA | 2-9 | 1-1 | 1-8 | 0-0 | L1 |
| Kansas State | 0-1 | 0-0 | 0-0 | 0-1 | L1 | UC Riverside | 6-24 | 2-15 | 4-9 | 0-0 | L2 |
| La Verne | 6-0 | 6-0 | 0-0 | 0-0 | W6 | UC San Diego | 3-2 | 0-0 | 3-2 | 0-0 | W1 |
| Lewis University | 2-0 | 0-0 | 0-0 | 2-0 | W2 | UC Santa Barbara | 28-33-1 | 14-16 | 12-16-1 | 2-0 | L2 |
| Lewis & Clark College | 1-3 | 1-2 | 0-0 | 0-1 | L1 | UNLV | 2-4 | 0-3 | 2-1 | 0-0 | L4 |
| Linfield | 9-5-1 | 9-5-1 | 0-0 | 0-0 | W1 | USC | 0-1 | 0-0 | 0-1 | 0-0 | L1 |
| Long Beach State | 9-27 | 3-12 | 6-13 | 0-2 | W3 | US International | 1-9 | 0-4 | 1-4 | 0-1 | L8 |
| Louisiana | 0-1 | 0-0 | 0-0 | 0-1 | L1 | Utah | 9-7 | 6-5 | 2-2 | 1-0 | L2 |
| LSU | 1-2 | 0-0 | 1-2 | 0-0 | L1 | Utah Tech | 9-4 | 7-3 | 2-1 | 0-0 | W3 |
| Louisiana Tech | 14-18 | 7-10 | 7-7 | 0-1 | L1 | Utah Valley | 38-21 | 23-11 | 11-8 | 4-2 | L1 |
| Loyola Marymount | 2-6 | 1-1 | 1-5 | 0-0 | L1 | UT Arlington | 1-5 | 1-5 | 0-0 | 0-0 | L1 |
| Mather AFB | 1-5 | 0-3 | 1-1 | 0-0 | W1 | UT Rio Grande Valley | 20-10 | 12-4 | 5-4 | 3-2 | L2 |
| McClellan AFB | 5-4 | 4-3 | 1-1 | 0-0 | L1 | UTSA | 1-3 | 0-0 | 1-2 | 0-1 | L2 |
| Menlo College | 8-0 | 7-0 | 1-0 | 0-0 | W8 | Valparaiso | 1-0 | 1-0 | 0-0 | 0-0 | W1 |
| Mercer | 2-0 | 0-0 | 0-0 | 2-0 | W2 | Warner Pacific | 2-0 | 2-0 | 0-0 | 0-0 | W2 |
| Milwaukee | 6-0 | 6-0 | 0-0 | 0-0 | W6 | Washington | 3-8 | 2-4 | 1-3 | 0-1 | L1 |
| Minnesota | 4-6 | 4-6 | 0-0 | 0-0 | L2 | Washington State | 17-22 | 13-15 | 3-6 | 1-0 | L1 |
| Nevada | 83-96-1 | 56-42-1 | 26-52 | 1-1 | W2 | West Alabama | 0-1 | 0-0 | 0-0 | 0-1 | L1 |
| New Haven | 1-0 | 0-0 | 0-0 | 1-0 | W1 | West Georgia | 1-0 | 0-0 | 0-0 | 1-0 | W1 |
| New Mexico | 0-2 | 0-2 | 0-0 | 0-0 | L2 | West Virginia | 0-1 | 0-0 | 0-0 | 0-1 | L1 |
| New Mexico State | 50-42 | 22-18 | 24-20 | 4-4 | W1 | Western Oregon | 1-0 | 0-0 | 0-0 | 1-0 | W1 |
| North Dakota | 8-2 | 6-0 | 1-2 | 1-0 | W4 | Westmont | 1-0 | 0-0 | 0-0 | 1-0 | W1 |
| North Dakota State | 9-2-1 | 9-2-1 | 0-0 | 0-0 | L1 | Whittier College | 1-0 | 0-0 | 0-0 | 1-0 | W1 |
| Northern Colorado | 24-10 | 16-2 | 5-8 | 3-0 | L1 | Wichita State | 1-2 | 0-0 | 1-0 | 0-2 | W1 |
| Northern Illinois | 4-0 | 4-0 | 0-0 | 0-0 | W4 | Willamette | 1-0 | 1-0 | 0-0 | 0-0 | W1 |
| Northern Kentucky | 4-0 | 4-0 | 0-0 | 0-0 | W4 | William Jessup | 2-0 | 2-0 | 0-0 | 0-0 | W2 |
| Northwestern State | 1-0 | 0-0 | 1-0 | 0-0 | W1 | Wyoming | 1-0 | 1-0 | 0-0 | 0-0 | W1 |
| Notre Dame | 0-1 | 0-0 | 0-1 | 0-0 | L1 | Yuba City Bears | 1-0 | 0-0 | 0-0 | 0-0 | W1 |
| Omaha | 0-1 | 0-0 | 0-0 | 0-1 | L1 | | | | | | |



SERIES GAME-BY-GAME

ABILENE CHRISTIAN

O: 1-2 | D1: 1-2
H: 0-0 | A: 1-2 | N: 0-0

| DATE | LOC | W/L/T | SCORE | NOTE |
|---------|-----|-------|----------|------|
| 3/24/23 | A | W | 8-4 | |
| 3/25/23 | A | L | 10-0 (7) | |
| 3/26/23 | A | L | 20-5 (7) | |

AIR FORCE

O: 5-1 | D1: 4-1
H: 5-1 | A: 0-0 | N: 0-0

| DATE | LOC | W/L/T | SCORE | NOTE |
|---------|-----|-------|-------|------|
| 3/26/87 | H | W | 16-3 | |
| 4/15/11 | H | W | 2-1 | |
| 4/16/11 | H | W | 3-2 | |
| 4/16/11 | H | W | 9-6 | |
| 4/17/11 | H | L | 8-7 | |
| 3/25/14 | H | W | 7-1 | |

ALBANY

O: 1-0 | D1: 1-0
H: 1-0 | A: 0-0 | N: 0-0

| DATE | LOC | W/L/T | SCORE | NOTE |
|---------|-----|-------|-------|------|
| 3/13/10 | H | W | 22-2 | |

ARIZONA

O: 5-16 | D1: 5-16
H: 2-3 | A: 3-13 | N: 0-0

| DATE | LOC | W/L/T | SCORE | NOTE |
|---------|-----|-------|-------|------|
| 3/15/94 | H | L | 10-4 | |
| 3/16/94 | H | W | 25-8 | |
| 4/14/03 | A | W | 12-11 | |
| 4/28/03 | H | L | 21-13 | |
| 3/6/04 | A | W | 9-8 | |
| 3/7/04 | A | L | 5-2 | |
| 3/8/04 | A | L | 11-6 | |
| 4/23/05 | H | W | 7-4 | JAMB |
| 2/29/08 | A | L | 9-3 | |
| 3/1/08 | A | L | 15-7 | |
| 3/2/08 | A | L | 10-9 | |
| 2/20/09 | A | L | 5-3 | |
| 2/21/09 | A | W | 10-7 | |
| 2/22/09 | A | L | 11-2 | |
| 3/19/10 | A | L | 5-0 | |
| 3/20/10 | A | L | 8-7 | |
| 3/21/10 | A | L | 10-6 | |
| 3/11/16 | A | L | 3-1 | |
| 3/12/16 | A | L | 23-1 | |
| 3/13/16 | A | L | 8-4 | |
| 5/14/18 | H | L | 5-2 | |

JAMB - Hornet Jamboree (Sacramento, Calif.)

ARIZONA STATE

O: 2-2 | D1: 2-2
H: 0-0 | A: 1-2 | N: 1-0

| DATE | LOC | W/L/T | SCORE | NOTE |
|---------|-----|-------|-------|------|
| 5/31/14 | N | W | 5-4 | DIRO |
| 2/19/21 | A | W | 4-2 | |
| 2/20/21 | A | L | 2-1 | |
| 2/21/21 | A | L | 3-1 | |

DIRO - NCAA Div. I Regional (San Luis Obispo, Calif.)

AUBURN

O: 2-1 | D1: 2-1
H: 0-0 | A: 2-1 | N: 0-0

| DATE | LOC | W/L/T | SCORE | NOTE |
|---------|-----|-------|----------|------|
| 2/19/16 | A | L | 10-5 | |
| 2/20/16 | A | W | 6-5 | |
| 2/21/16 | A | W | 7-6 (12) | |

BOISE STATE

O: 0-2
H: 0-2 | A: 0-0 | N: 0-0

| DATE | LOC | W/L/T | SCORE | NOTE |
|---------|-----|-------|-------|------|
| 3/11/78 | H | L | 5-4 | |
| 3/11/78 | H | L | 6-4 | |

BYU

O: 1-3 | D1: 1-1
H: 1-2 | A: 0-0 | N: 0-1

| DATE | LOC | W/L/T | SCORE | NOTE |
|---------|-----|-------|-------|------|
| 3/11/71 | H | L | 11-6 | |
| 3/11/71 | H | L | 9-1 | |
| 3/6/08 | H | W | 16-2 | RCC |
| 6/2/17 | N | L | 6-1 | DIRS |

RCC - River City Classic (Sacramento, Calif.)
DIRS - NCAA Div. I Regional (Stanford, Calif.)

CALIFORNIA

O: 16-46 | D1: 10-23
H: 11-14 | A: 5-27 | N: 0-0

| DATE | LOC | W/L/T | SCORE | NOTE |
|---------|-----|-------|----------|------|
| 3/26/57 | A | L | 18-3 | |
| 3/16/60 | H | L | 10-1 | |
| 4/18/61 | A | L | 7-4 | |
| 3/12/62 | H | L | 5-4 (10) | |
| 3/6/63 | - | L | 5-0 | |
| 3/16/64 | H | W | 5-4 | |
| 3/30/65 | A | L | 6-5 | |
| 1966 | - | L | 4-3 (11) | |
| 4/17/68 | A | L | 10-8 | |
| 4/15/69 | H | L | 5-3 | |
| 4/8/70 | A | L | 16-9 | |
| 4/21/71 | H | W | 11-6 | |
| 4/4/72 | - | L | 14-4 | |
| 5/7/73 | H | W | 6-4 | |
| 3/15/74 | H | L | 4-2 | |
| 4/15/75 | A | L | 12-1 | |
| 3/30/76 | H | W | 5-2 | |
| 1976 | A | L | 13-1 | |
| 2/10/78 | - | L | 1-0 | |
| 2/28/79 | A | L | 1-0 | |
| 2/27/80 | A | L | 8-3 | |
| 4/14/81 | A | L | 14-1 | |
| 4/24/84 | H | L | 16-4 | |
| 3/6/85 | A | L | 8-5 | |
| 5/8/85 | - | L | 11-7 | |
| 4/2/86 | H | W | 4-3 | |
| 4/7/87 | A | L | 6-5 | |
| 2/10/88 | H | L | 7-2 | |
| 4/11/89 | A | W | 7-4 | |
| 3/20/90 | A | L | 6-2 | |
| 5/9/90 | H | W | 8-7 | |
| 4/22/91 | H | W | 8-4 | |
| 3/3/92 | H | L | 7-6 | |
| 3/31/92 | A | W | 6-1 | |
| 2/28/93 | H | W | 5-1 | |
| 3/31/93 | A | L | 5-0 | |
| 3/22/94 | A | L | 7-6 | |
| 4/26/94 | H | W | 3-2 | |
| 1/31/95 | A | L | 6-2 | |
| 4/25/95 | H | L | 11-10 | |
| 3/27/96 | A | L | 18-4 | |
| 4/15/97 | A | L | 7-3 | |
| 5/6/97 | H | L | 15-8 | |
| 3/4/98 | H | L | 15-5 | |
| 2/23/99 | A | W | 6-5 | |
| 4/24/00 | H | L | 5-3 | |
| 3/13/01 | A | L | 5-2 | |
| 3/25/03 | A | L | 5-0 | |
| 4/2/03 | A | L | 5-0 | |
| 3/3/04 | A | L | 4-3 | |
| 4/27/04 | H | L | 25-3 | |
| 3/29/05 | A | L | 7-5 | |
| 4/12/05 | H | W | 9-4 | |
| 3/21/06 | A | L | 8-2 | |
| 4/17/07 | H | L | 10-4 | |
| 3/18/08 | A | W | 12-6 | |
| 5/12/09 | A | L | 15-0 | |
| 5/4/10 | H | L | 7-3 | |
| 4/24/18 | A | W | 4-1 | |
| 3/26/19 | H | W | 6-0 | |
| 4/23/19 | A | L | 12-4 | |
| 3/1/22 | A | L | 6-2 | |

CALIFORNIA BAPTIST

O: 9-6 | D1: 8-5
H: 3-1 | A: 7-4 | N: 0-0

| DATE | LOC | W/L/T | SCORE | NOTE |
|---------|-----|-------|----------|------|
| 2/24/81 | H | W | 8-2 | |
| 2/13/82 | A | W | 5-4 | |
| 3/29/19 | A* | W | 21-10 | |
| 3/30/19 | A* | L | 6-5 | |
| 3/31/19 | A* | W | 1-0 | |
| 5/7/21 | A* | W | 14-11 | |
| 5/8/21 | A* | L | 6-1 | |
| 5/8/21 | A* | L | 7-6 (10) | |
| 5/9/21 | A* | W | 14-1 | |
| 4/29/22 | H* | W | 2-1 | |
| 4/30/22 | H* | L | 6-2 | |
| 5/1/22 | H* | W | 7-4 | |
| 5/12/23 | A* | L | 9-7 | |
| 5/13/23 | A* | L | 12-7 | |
| 5/14/23 | A* | W | 8-3 | |

* denotes conference game

CAL POLY

O: 18-49 | D1: 15-38
H: 7-19 | A: 9-28 | N: 1-0

| DATE | LOC | W/L/T | SCORE | NOTE |
|---------|-----|-------|-------|------|
| 1950 | A | L | 9-3 | |
| 1950 | A | L | 4-3 | |
| 5/22/64 | N | W | 10-3 | PACL |
| 4/16/77 | - | L | 10-5 | |
| 4/16/77 | - | W | 4-3 | |
| 1977 | - | L | 4-2 | |
| 3/13/78 | A | L | 8-6 | |
| 3/14/78 | A | L | 10-7 | |
| 3/14/78 | A | L | 5-3 | |
| 3/9/85 | H | L | 11-6 | |
| 3/9/85 | H | L | 7-1 | |
| 5/12/89 | H | L | 11-2 | |
| 5/13/89 | H | W | 5-3 | |
| 5/19/89 | A | L | 4-2 | D2R |
| 2/10/91 | A | L | 9-8 | |
| 3/25/95 | H* | L | 7-6 | |
| 3/26/95 | H* | W | 2-0 | |
| 3/26/95 | H* | W | 9-1 | |
| 4/28/95 | A* | L | 2-1 | |
| 4/29/95 | A* | W | 4-3 | |
| 4/30/95 | A* | L | 3-0 | |
| 1/26/96 | H* | L | 7-4 | |
| 1/28/96 | H* | L | 11-6 | |
| 4/19/96 | A* | L | 6-2 | |
| 4/20/96 | A* | L | 9-7 | |
| 4/21/96 | A* | L | 12-1 | |
| 4/22/96 | A* | W | 6-4 | |
| 4/25/97 | H* | L | 17-9 | |
| 4/26/97 | H* | L | 16-7 | |
| 4/27/97 | H* | W | 13-11 | |
| 4/9/98 | A* | L | 6-3 | |
| 4/10/98 | A* | L | 6-5 | |
| 4/11/98 | A* | W | 10-8 | |
| 4/1/99 | H* | L | 4-2 | |
| 4/2/99 | H* | W | 8-4 | |
| 4/3/99 | H* | L | 3-1 | |
| 3/24/00 | A* | L | 5-4 | |
| 3/25/00 | A* | W | 11-7 | |
| 3/26/00 | A* | W | 8-1 | |
| 5/5/00 | H* | L | 8-7 | |
| 5/6/00 | H* | L | 6-2 | |
| 5/7/00 | H* | L | 15-3 | |
| 4/27/01 | A* | L | 9-5 | |
| 4/28/01 | A* | L | 4-3 | |
| 4/29/01 | A* | W | 6-2 | |
| 3/15/02 | A | L | 12-4 | |
| 3/16/02 | A | W | 18-3 | |
| 4/26/02 | H* | L | 7-2 | RF |
| 4/27/02 | H* | L | 9-6 | |
| 4/28/02 | H* | L | 9-0 | |
| 3/20/04 | H | W | 3-1 | |
| 3/21/04 | H | L | 5-2 | |
| 4/29/05 | A | L | 10-3 | |
| 4/30/05 | A | L | 11-1 | |
| 5/1/05 | A | L | 11-2 | |
| 2/27/09 | A | L | 9-2 | |
| 2/28/09 | A | L | 11-5 | |
| 3/1/09 | A | L | 6-2 | |
| 5/30/14 | A | L | 4-2 | DIRO |
| 6/1/14 | A | L | 6-5 | DIRO |
| 3/12/15 | A | L | 6-2 | |
| 3/13/15 | A | W | 2-0 | |
| 3/14/15 | A | W | 2-0 | |
| 3/15/15 | A | L | 6-4 | |
| 3/19/16 | H | L | 6-4 | |
| 3/19/16 | H | L | 4-0 | |
| 3/20/16 | H | W | 3-2 | |

* denotes conference game

PACL - NCAA Pacific Coast College Division Regionals (Long Beach, Calif.)
D2R - NCAA Div. II Regionals (San Luis Obispo, Calif.)
RF - Game played at Raley Field (W. Sacramento, Calif.)
DIRO - NCAA Div. I Regional (San Luis Obispo, Calif.)

CAL POLY HUMBOLDT

(formerly Humboldt State)
O: 65-26-1
H: 38-13 | A: 25-13 | N: 2-0-1

| DATE | LOC | W/L/T | SCORE | NOTE |
|---------|-----|-------|----------|------|
| 5/1/54 | H* | W | 8-2 | |
| 5/1/54 | H* | W | 5-2 | |
| 5/10/55 | A* | W | 10-5 | |
| 5/10/55 | A* | W | 6-3 | |
| 4/21/56 | H* | L | 13-6 | |
| 4/21/56 | H* | W | 10-0 | |
| 5/11/57 | A* | W | 3-1 | |
| 5/11/57 | A* | W | 3-2 | |
| 4/11/58 | H* | W | 11-9 | |
| 4/11/58 | H* | L | 4-3 | |
| 3/20/59 | H | L | 8-7 (11) | |
| 3/20/59 | H | W | 7-4 | |
| 5/16/59 | A* | W | 4-1 | |
| 5/16/59 | A* | L | 5-4 | |
| 1960 | H | W | 3-0 | |
| 1960 | H | W | 9-1 | |
| 5/14/60 | H* | L | 6-2 | |
| 5/14/60 | H* | W | 13-1 | |
| 3/28/61 | H | W | 5-1 | |
| 3/28/61 | H | W | 5-2 | |
| 4/30/61 | A* | W | 9-2 | |
| 4/30/61 | A* | W | 3-1 | |
| 3/30/62 | H | W | 13-12 | |
| 4/14/62 | H* | W | 14-0 | |
| 4/14/62 | H* | W | 11-4 | |
| 5/14/63 | A* | W | 6-1 | |
| 5/14/63 | A* | L | 4-2 | |
| 3/24/64 | H | W | 10-4 | |
| 4/11/64 | H* | W | 4-1 | |
| 4/11/64 | H* | W | 8-1 | |
| 3/27/65 | A* | W | 2-0 | |
| 3/27/65 | A* | W | 10-4 | |
| 1965 | H | W | 2-0 | |
| 1965 | H | W | 8-2 | |
| 3/26/66 | H* | W | 3-2 | |
| 3/26/66 | H* | L | 10-5 | |
| 1966 | A | L | 7-3 | |
| 1966 | A | L | 3-2 | |
| 3/21/67 | H | L | 2-0 | |
| 3/21/67 | H | W | 5-3 | |
| 5/13/67 | A* | L | 3-0 | |
| 5/13/67 | A* | L | 6-3 | |
| 5/4/68 | H* | W | 6-3 | |
| 5/4/68 | H* | W | 7-2 | |
| 4/26/69 | A* | W | 11-10 | |
| 4/26/69 | A* | W | 1 | |

SERIES GAME-BY-GAME

| | | | |
|---------|----|---|------|
| 4/18/80 | H* | W | 4-0 |
| 4/18/80 | H* | W | 9-6 |
| 3/6/81 | H* | W | 3-2 |
| 3/6/81 | H* | W | 10-3 |
| 3/7/81 | H* | W | 11-3 |
| 4/24/81 | A* | W | 4-3 |
| 4/24/81 | A* | W | 15-7 |
| 4/25/81 | A* | W | 10-8 |

* denotes conference game
 PLAY - NCAA Regional berth playoff (Chico, Calif.)
 FWT - Far Western Tournament (Sacramento, Calif.)

CAL POLY POMONA

O: 7-3 | D1: 1-0
 H: 5-0 | A: 2-3 | N: 0-0

| DATE | LOC | W/L/T | SCORE | NOTE |
|---------|-----|-------|-------|------|
| 5/16/85 | A | L | 5-3 | D2RP |
| 5/17/85 | A | W | 10-9 | D2RP |
| 5/17/85 | A | L | 14-4 | D2RP |
| 5/18/85 | A | W | 7-5 | D2RP |
| 5/18/85 | A | L | 9-7 | D2RP |
| 5/20/88 | H | W | 12-6 | D2RS |
| 5/21/88 | H | W | 13-8 | D2RS |
| 5/21/88 | H | W | 9-5 | D2RS |
| 5/22/88 | H | W | 4-2 | D2RS |
| 3/18/91 | H | W | 12-3 | |

D2RP - NCAA Div. II West Regional (Pomona, Calif.)
 D2RS - NCAA Div. II Regional (Sacramento, Calif.)

CSU BAKERSFIELD

O: 17-15 | D1: 17-15
 H: 6-6 | A: 6-6 | N: 5-3

| DATE | LOC | W/L/T | SCORE | NOTE |
|---------|-----|-------|----------|------|
| 3/30/12 | A | W | 2-0 | |
| 3/31/12 | A | L | 11-4 | |
| 4/1/12 | A | L | 5-2 | |
| 3/22/13 | H* | L | 4-2 | |
| 3/23/13 | H* | W | 5-0 | |
| 3/24/13 | H* | L | 6-3 (10) | |
| 5/23/13 | N | L | 7-1 | WACT |
| 4/25/14 | A* | W | 10-3 | |
| 4/26/14 | A* | L | 2-1 (11) | |
| 4/27/14 | A* | W | 7-3 | |
| 5/22/14 | N | L | 4-1 | WACM |
| 5/24/14 | N | W | 3-1 | WACM |
| 4/17/15 | H* | L | 1-0 | |
| 4/18/15 | H* | L | 5-0 | |
| 4/19/15 | H* | W | 7-4 | |
| 5/23/15 | N | L | 4-0 | WACM |
| 4/9/16 | A* | L | 4-3 | |
| 4/10/16 | A* | W | 6-3 | |
| 4/11/16 | A* | L | 4-2 | |
| 4/28/17 | H* | L | 4-3 | |
| 4/29/17 | H* | W | 11-1 | |
| 4/30/17 | H* | L | 8-3 | |
| 5/25/17 | N | W | 10-6 | WACM |
| 5/27/17 | N | W | 5-0 | WACM |
| 4/20/18 | A* | L | 7-6 | |
| 4/21/18 | A* | W | 3-1 | |
| 4/22/18 | A* | W | 8-6 | |
| 5/25/18 | N | W | 17-3 | WACM |
| 4/5/19 | H* | W | 4-3 (10) | |
| 4/6/19 | H* | W | 10-7 | |
| 4/7/19 | H* | W | 5-4 | |
| 5/23/19 | N | W | 7-3 | WACM |

* denotes conference game
 WACT - Western Athletic Conference Tournament (Grand Prairie, Texas)
 WACM - Western Athletic Conference Tournament (Mesa, Ariz.)

CAL STATE DOMINGUEZ HILLS

O: 3-2
 H: 3-1 | A: 0-1 | N: 0-0

| DATE | LOC | W/L/T | SCORE | NOTE |
|---------|-----|-------|-------|------|
| 2/14/82 | A | L | 10-6 | |
| 5/15/86 | H | W | 12-8 | D2RS |
| 5/26/86 | H | W | 7-1 | D2RS |
| 5/26/86 | H | L | 7-2 | D2RS |
| 5/27/86 | H | W | 14-7 | D2RS |

D2RS - NCAA Div. II West Regional (Sacramento, Calif.)

CAL STATE EAST BAY

(Formerly Cal State Hayward)
 O: 66-41 | D1: 9-1
 H: 45-15 | A: 20-25 | N: 1-1

| DATE | LOC | W/L/T | SCORE | NOTE |
|---------|-----|-------|----------|------|
| 3/21/64 | A* | L | 4-0 | |
| 3/21/64 | A* | W | 8-1 | |
| 4/21/64 | H | W | 3-1 | |
| 4/21/64 | H | W | 7-0 | |
| 5/7/65 | H* | W | 2-1 | |
| 5/7/65 | H* | W | 9-4 | |
| 5/6/66 | A* | L | 5-0 | |
| 5/6/66 | A* | W | 6-5 | |
| 4/29/67 | H* | L | 6-3 | |
| 4/29/67 | H* | W | 7-2 | |
| 4/20/68 | A* | L | 3-0 | |
| 4/20/68 | A* | W | 2-1 | |
| 4/11/69 | H* | L | 5-4 | |
| 4/12/69 | H* | W | 2-1 | |
| 4/12/69 | H* | W | 13-5 | |
| 4/3/70 | A* | L | 7-6 | |
| 4/4/70 | A* | L | 5-4 | |
| 4/4/70 | A* | W | 13-6 | |
| 3/19/71 | H* | W | 6-4 | |
| 3/20/71 | H* | L | 3-1 | |
| 3/2/71 | H* | W | 9-2 | |
| 5/12/72 | A* | L | 5-1 | |
| 5/13/72 | A* | L | 5-4 (10) | |
| 5/13/72 | A* | W | 5-4 | |
| 5/4/73 | H* | L | 4-3 | |
| 5/5/73 | H* | W | 5-1 | |
| 5/5/73 | H* | W | 8-3 | |
| 4/26/74 | H* | L | 4-1 | |
| 4/27/74 | H* | W | 4-2 | |
| 4/27/74 | H* | L | 11-0 | |
| 5/22/74 | N | W | 7-6 | PLAY |
| 4/18/75 | A* | L | 6-5 (15) | |
| 4/19/75 | H* | W | 4-3 | |
| 4/19/75 | H* | W | 8-4 | |
| 2/28/76 | H | L | 4-3 | FWT |
| 4/9/76 | H* | L | 7-2 | |
| 4/8/77 | A* | L | 8-2 | |
| 4/9/77 | H* | L | 7-2 | |
| 4/9/77 | H* | L | 6-2 | |
| 2/25/78 | N | L | 11-6 | |
| 3/24/78 | H* | W | 6-3 | |
| 3/25/78 | A* | W | 6-2 | |
| 3/25/78 | A* | L | 5-2 | |
| 3/17/79 | A* | L | 8-4 | |
| 3/18/79 | H* | L | 5-4 | |
| 3/18/79 | H* | W | 9-4 | |
| 5/4/79 | H* | W | 6-1 | |
| 5/5/79 | A* | L | 2-0 | |
| 5/5/79 | A* | L | 9-8 | |
| 3/7/80 | A* | L | 10-9 | |
| 3/8/80 | H* | L | 6-0 | |
| 3/8/80 | H* | W | 13-1 | |
| 4/25/80 | H* | W | 4-3 | |
| 4/26/80 | A* | L | 4-3 | |
| 4/26/80 | A* | L | 2-0 | |
| 3/13/81 | H* | W | 4-1 | |
| 3/14/81 | A* | L | 6-3 | |
| 3/14/81 | A* | W | 6-1 | |
| 5/2/81 | H* | W | 7-3 | |
| 5/2/81 | H* | W | 15-4 | |
| 5/3/81 | A* | W | 15-7 | |
| 2/19/82 | A* | W | 7-6 | |
| 2/20/82 | H* | W | 8-5 | |
| 2/20/82 | H* | W | 5-1 | |
| 4/2/82 | H* | W | 9-2 | |
| 4/3/82 | A* | L | 5-4 | |
| 4/3/82 | A* | L | 5-2 | |
| 4/20/82 | A* | W | 22-3 | |
| 2/18/83 | H* | W | 6-4 | |
| 2/19/83 | A* | W | 3-1 | |
| 2/19/83 | A* | W | 11-5 | |
| 4/8/83 | A* | L | 3-2 | |
| 4/9/83 | H* | W | 8-2 | |
| 4/9/83 | H* | W | 12-8 | |
| 1983 | A* | W | 7-5 | |
| 3/2/84 | A* | W | 5-4 | |
| 3/3/84 | H* | W | 4-3 | |
| 3/3/84 | H* | L | 8-3 | |
| 4/20/84 | H* | W | 9-7 | |
| 4/21/84 | A* | W | 6-4 | |
| 4/21/84 | A* | L | 4-3 | |
| 3/1/85 | H | W | 15-8 | |
| 3/2/85 | A | L | 15-14 | |
| 3/2/85 | A | L | 13-11 | |
| 4/19/85 | A | W | 4-2 | |
| 4/20/85 | H | W | 8-1 | |
| 4/20/85 | H | L | 7-6 | |
| 4/1/86 | H | W | 7-0 | |
| 2/18/87 | H | W | 6-5 | |
| 3/18/87 | A | L | 8-5 | |

| | | | |
|---------|---|---|-------|
| 2/19/88 | A | W | 10-4 |
| 2/20/88 | H | W | 8-0 |
| 2/20/88 | H | W | 8-0 |
| 3/22/88 | A | W | 10-3 |
| 2/22/89 | H | W | 8-1 |
| 2/22/89 | H | W | 8-1 |
| 4/5/89 | A | L | 12-11 |
| 2/2/90 | H | W | 13-2 |
| 2/3/90 | A | W | 5-2 |
| 2/12/91 | H | W | 8-4 |
| 4/14/91 | H | W | 10-2 |
| 4/21/92 | A | W | 10-1 |
| 4/13/99 | H | L | 7-5 |
| 2/8/00 | H | W | 10-3 |
| 4/4/03 | H | W | 5-3 |
| 4/5/03 | H | W | 9-6 |
| 4/6/03 | H | W | 9-8 |

* denotes conference game
 PLAY - Playoff games for NCAA Regional berth (San Pablo, Calif.)
 FWT - Far Western Tournament (Sacramento, Calif.)

CAL STATE FULLERTON

O: 7-16 | D1: 6-16
 H: 3-9 | A: 3-7 | N: 1-0

| DATE | LOC | W/L/T | SCORE | NOTE |
|---------|-----|-------|-----------|------|
| 5/25/74 | N | W | 4-2 | D2RT |
| 4/4/97 | H* | L | 9-5 | |
| 4/5/97 | H* | L | 4-0 | |
| 4/6/97 | H* | W | 10-9 (12) | |
| 3/27/98 | A* | W | 9-4 | |
| 3/28/98 | A* | L | 15-6 | |
| 3/29/98 | A* | L | 9-4 | |
| 5/15/98 | A | W | 6-5 | BWT |
| 3/19/99 | H* | L | 21-2 | |
| 3/20/99 | H* | L | 11-5 | |
| 3/21/99 | H* | L | 14-7 | |
| 4/30/99 | A* | L | 4-0 | |
| 5/1/99 | A* | L | 14-7 | |
| 5/2/99 | A* | W | 13-10 | |
| 4/7/00 | H* | W | 3-2 | |
| 4/8/00 | H* | W | 12-7 | |
| 4/9/00 | H* | L | 6-4 | |
| 4/12/01 | H* | L | 20-2 | |
| 4/13/01 | H* | L | 9-5 | |
| 4/14/01 | H* | L | 8-2 | |
| 4/5/02 | A* | L | 3-1 | |
| 4/6/02 | A* | L | 9-3 | |
| 4/7/02 | A* | L | 22-0 | |

* denotes conference game
 D2RT - NCAA Div. II Regionals (Tacoma, Wash.)
 BWT - Big West Tournament (Fullerton, Calif.)

CAL STATE LOS ANGELES

O: 3-1
 H: 2-1 | A: 1-0 | N: 0-0

| DATE | LOC | W/L/T | SCORE | NOTE |
|---------|-----|-------|---------|------|
| 3/31/58 | H | | unknown | |
| 4/6/86 | A | W | 15-6 | |
| 2/14/87 | H | W | 2-0 | |
| 2/14/87 | H | W | 3-0 | |
| 2/15/87 | H | L | 8-4 | |

CSUN

O: 25-49 | D1: 21-43
 H: 14-18 | A: 11-31 | N: 0-0

| DATE | LOC | W/L/T | SCORE | NOTE |
|---------|-----|-------|-----------|------|
| 5/19/70 | H | L | 10-0 | PACS |
| 5/23/75 | A | L | 12-9 | D2RN |
| 4/3/87 | A | W | 12-8 | |
| 4/4/87 | A | L | 7-4 | |
| 4/4/87 | A | L | 9-8 | |
| 3/5/88 | H | W | 9-5 | |
| 3/5/88 | H | W | 7-6 | |
| 3/6/88 | H | L | 7-4 | |
| 4/22/89 | A | L | 2-1 (11) | |
| 4/23/89 | A | W | 4-1 | |
| 3/25/90 | H | L | 9-7 | |
| 5/4/91 | A | L | 11-9 (10) | |
| 5/4/91 | A | L | 4-0 | |
| 5/5/91 | A | W | 4-2 | |
| 5/18/91 | H | L | 13-7 | |
| 4/24/92 | A | L | 10-7 (11) | |
| 4/25/92 | A | L | 8-7 | |
| 4/26/92 | A | W | 5-4 (10) | |
| 3/5/93 | H* | W | 4-3 | |
| 3/6/93 | H* | W | 5-4 | |
| 3/7/93 | H* | L | 10-3 | |
| 3/27/93 | A* | W | 7-4 | |
| 3/28/93 | A* | L | 2-1 | |
| 3/29/93 | A* | L | 7-0 | |

| | | | |
|---------|----|---|----------|
| 3/18/94 | H* | W | 10-6 |
| 3/19/94 | H* | L | 10-7 |
| 3/20/94 | H* | W | 17-8 |
| 4/22/94 | A* | W | 9-0 |
| 4/23/94 | A* | L | 7-6 |
| 4/24/94 | A* | W | 14-6 |
| 3/17/95 | H* | W | 6-1 |
| 3/19/95 | H* | W | 17-6 |
| 3/19/95 | H* | W | 13-3 |
| 4/14/95 | A* | L | 10-4 |
| 4/15/95 | A* | W | 13-9 |
| 3/22/96 | H* | L | 13-4 |
| 3/23/96 | H* | L | 9-1 |
| 3/24/96 | H* | L | 7-6 (10) |
| 5/3/96 | A* | L | 19-5 |
| 5/4/96 | A* | L | 9-0 |
| 5/5/96 | A* | L | 4-2 |
| 2/7/97 | H | L | 9-8 (12) |
| 2/8/97 | H | L | 14-6 |
| 2/22/97 | A | L | 14-3 |
| 2/22/97 | A | L | 20-4 |
| 2/23/97 | A | L | 9-8 |
| 2/12/98 | A | L | 12-11 |
| 3/26/99 | H | W | 8-3 |
| 3/27/99 | H | W | 4-3 (12) |
| 3/28/99 | H | L | 6-2 |
| 2/4/00 | A | L | 3-2 |
| 2/5/00 | A | L | 5-3 |
| 2/6/00 | A | L | 3-2 |
| 3/30/01 | A* | L | 6-3 |
| 3/31/01 | A* | L | 7-1 |
| 4/1/01 | A* | W | 4-2 |
| 5/11/01 | H* | L | 15-5 |
| 5/12/01 | H* | L | 9-1 |
| 5/13/01 | H* | L | 8-3 |
| 4/19/02 | A* | L | 19-7 |
| 4/20/02 | A* | L | 6-4 |
| 4/21/02 | A* | L | 12-7 |
| 3/26/10 | A | W | 13-12 |
| 3/27/10 | A | L | 14-2 |
| 3/28/10 | A | L | 10-6 |
| 3/18/11 | A | W | 3-1 |
| 3/18/11 | A | L | 13-7 |
| 3/19/11 | A | L | 10-5 |
| 2/17/12 | H | L | 6-4 |
| 2/18/12 | H | W | 2-0 |
| 2/19/12 | H | L | 5-3 |
| 3/8/13 | H | W | 4-3 |
| 3/9/13 | H | L | 5-3 |
| 3/10/13 | H | W | 9-6 |

PACS - NCAA Pacific Coast College Division Regionals (Sacramento, Calif.)
 D2RT - NCAA Div. II

SERIES GAME-BY-GAME

CHAPMAN

O: 0-6 | D1: 0-1
H: 0-2 | A: 0-1 | N: 0-3

| DATE | LOC | W/L/T | SCORE | NOTE |
|---------|-----|-------|----------|------|
| 5/21/65 | N | L | 5-4 (13) | PACR |
| 5/24/68 | N | L | 7-3 | PACA |
| 5/20/69 | H | L | 10-3 | PACS |
| 5/21/70 | H | L | 4-0 | PACS |
| 5/24/75 | N | L | 9-5 | D2RN |
| 4/13/92 | A | L | 3-2 | |

PACR - NCAA Pacific Coast College Division Regionals (Reno, Nev.)

PACA - NCAA Pacific Coast College Division Regionals (Anaheim, Calif.)

PACS - NCAA Pacific Coast College Division Regionals (Sacramento, Calif.)

D2RN - NCAA Division II Regionals (Northridge, Calif.)

CHICAGO STATE

O: 17-1 | D1: 17-1
H: 9-0 | A: 8-1 | N: 0-0

| DATE | LOC | W/L/T | SCORE | NOTE |
|---------|-----|-------|-------|------|
| 5/2/14 | H* | W | 6-0 | |
| 5/3/14 | H* | W | 11-6 | |
| 5/4/14 | H* | W | 3-2 | |
| 5/1/15 | A* | W | 7-2 | |
| 5/2/15 | A* | W | 8-1 | |
| 5/3/15 | A* | W | 9-2 | |
| 4/15/16 | H* | W | 5-4 | |
| 4/16/16 | H* | W | 10-0 | |
| 4/17/16 | H* | W | 4-1 | |
| 5/5/17 | A* | L | 6-2 | |
| 5/6/17 | A* | W | 7-0 | |
| 5/7/17 | A* | W | 10-3 | |
| 4/6/18 | H* | W | 10-0 | |
| 4/7/18 | H* | W | 13-1 | |
| 4/8/18 | H* | W | 10-0 | |
| 4/18/19 | A* | W | 13-3 | |
| 4/19/19 | A* | W | 7-5 | |
| 4/20/19 | A* | W | 10-1 | |

* denotes conference game

CHICO STATE

O: 115-50-2 | D1: 11-7
H: 57-21-1 | A: 55-24 | N: 0-0-1

| DATE | LOC | W/L/T | SCORE | NOTE |
|---------|-----|-------|----------|------|
| 3/18/50 | H | W | 14-1 | |
| 3/18/50 | H | W | 4-2 | |
| 1950 | - | W | 11-5 | |
| 1950 | - | L | 10-2 | |
| 4/7/51 | H | W | 14-2 | |
| 4/13/51 | A | W | 6-5 | |
| 4/18/52 | A | W | unknown | |
| 4/18/52 | A | W | unknown | |
| 5/7/52 | H | L | 10-2 | |
| 5/7/52 | H | W | 3-0 | |
| 4/18/53 | A | W | 7-2 | |
| 4/18/53 | A | W | 9-2 | |
| 4/24/54 | A* | W | 10-3 | |
| 5/20/54 | H* | L | 14-3 | |
| 4/20/55 | H | | unknown | |
| 5/7/55 | A* | W | 9-3 | |
| 5/17/55 | H* | L | 4-2 | |
| 4/7/56 | H* | W | 12-4 | |
| 4/28/56 | A* | W | 12-3 | |
| 4/13/57 | H* | W | 5-4 | |
| 4/13/57 | H* | W | 8-4 | |
| 4/19/58 | A* | W | 4-1 | |
| 4/19/58 | A* | W | 5-2 | |
| 3/24/59 | A | W | 7-4 (11) | |
| 3/24/59 | A | W | 10-4 | |
| 4/18/59 | H* | L | 17-5 | |
| 4/18/59 | H* | W | 4-3 | |
| 3/26/60 | H | W | 3-0 | |
| 3/26/60 | H | W | 5-4 | |
| 5/21/60 | -* | L | 3-2 | |
| 5/21/60 | -* | L | 3-2 | |
| 4/4/61 | A | W | 13-4 | |
| 4/4/61 | A | W | 8-1 | |
| 5/5/61 | H* | W | 3-0 | |
| 5/5/61 | H* | W | 3-2 | |
| 3/31/62 | A | W | 14-4 | |
| 3/31/62 | A | W | 9-3 | |
| 4/28/62 | A* | W | 9-6 | |
| 4/28/62 | A* | W | 13-3 | |
| 5/7/63 | H* | W | 11-2 | |
| 5/7/63 | H* | W | 4-3 | |
| 3/4/64 | A | W | 3-2 | |
| 3/4/64 | A | W | 5-3 | |
| 5/9/64 | H* | W | 7-4 | |
| 5/9/64 | H* | W | 6-0 | |

| | | | | |
|---------|----|---|----------|-----|
| 5/1/65 | A* | W | 9-0 | |
| 5/1/65 | A* | W | 10-6 | |
| 3/12/66 | A | W | 4-3 | |
| 3/12/66 | A | W | 2-1 | |
| 4/30/66 | H* | W | 2-1 | |
| 4/30/66 | H* | L | 2-1 | |
| 3/4/67 | H | W | 3-1 | |
| 3/4/67 | H | W | 5-2 | |
| 5/2/67 | A* | W | 8-1 | |
| 5/2/67 | A* | L | 10-3 | |
| 3/1/68 | A | L | 5-2 | |
| 3/1/68 | A | W | 9-4 | |
| 4/6/68 | H* | W | 2-0 | |
| 4/6/68 | H* | W | 7-3 | |
| 3/28/69 | A* | W | 3-2 | |
| 3/29/69 | A* | L | 5-0 | |
| 3/29/69 | A* | W | 7-3 | |
| 3/20/70 | H* | W | 12-1 | |
| 3/21/70 | H* | W | 4-1 | |
| 3/21/70 | H* | W | 11-7 | |
| 5/7/71 | A* | W | 8-6 (13) | |
| 5/14/71 | A* | W | 7-5 | |
| 5/14/71 | A* | W | 15-0 | |
| 5/5/72 | H* | L | 10-6 | |
| 5/6/72 | H* | L | 8-6 | |
| 5/6/72 | H* | W | 9-1 | |
| 4/27/73 | A* | W | 5-4 (11) | |
| 4/28/73 | A* | L | 8-1 | |
| 4/28/73 | A* | L | 11-3 | |
| 4/19/74 | A* | L | 11-3 | |
| 4/20/73 | H* | W | 4-3 | |
| 4/20/73 | H* | W | 2-0 | |
| 3/12/75 | A | L | 3-2 | |
| 3/12/75 | A | L | 7-3 | |
| 4/11/75 | H* | W | 3-2 | |
| 4/12/75 | A* | W | 10-7 | |
| 4/12/75 | A* | L | 16-2 | |
| 4/2/76 | A* | L | 13-3 | |
| 4/3/76 | H* | L | 6-1 | |
| 4/3/76 | H* | L | 7-6 | |
| 4/1/77 | - | L | 6-3 | |
| 2/25/78 | N | T | 0-0 | FWT |
| 5/5/78 | -* | W | 9-6 | |
| 5/6/78 | -* | W | 5-1 | |
| 5/6/78 | -* | L | 8-2 | |
| 3/9/79 | H* | W | 7-1 | |
| 3/10/79 | A* | L | 5-4 | |
| 3/10/79 | A* | L | 4-3 | |
| 4/27/79 | A* | W | 3-1 | |
| 4/28/79 | H* | W | 5-3 | |
| 4/28/79 | H* | L | 4-0 | |
| 2/22/80 | H* | W | unknown | |
| 2/23/80 | A* | L | 3-2 | |
| 2/23/80 | A* | L | 5-1 | |
| 4/11/80 | A* | W | 11-9 | |
| 4/12/80 | H* | W | 6-2 | |
| 4/12/80 | H* | L | 7-4 | |
| 2/28/81 | H* | W | 4-3 | |
| 2/28/81 | H* | W | 6-1 | |
| 3/1/81 | A* | L | 10-2 | |
| 4/17/81 | H* | W | 4-1 | |
| 4/18/81 | A* | W | 8-4 | |
| 4/18/81 | A* | W | 11-1 | |
| 3/27/82 | A* | L | 7-6 | |
| 3/27/82 | A* | W | 7-5 | |
| 4/6/82 | A* | W | 3-0 | |
| 4/30/82 | A* | W | 8-5 | |
| 4/30/82 | A* | W | 9-8 | |
| 5/1/82 | H* | W | 9-8 | |
| 5/1/82 | H* | W | 8-3 | |
| 1/28/83 | A* | L | 6-4 | |
| 1/29/83 | H* | W | 2-1 | |
| 1/29/83 | H* | T | 3-3 | |
| 3/18/83 | H* | L | 8-4 | |
| 3/19/83 | A* | W | 7-3 | |
| 3/19/83 | A* | L | 5-3 | |
| 4/5/83 | H* | L | 14-12 | |
| 2/11/84 | A* | L | 4-3 | |
| 2/11/84 | A* | W | 9-3 | |
| 3/30/84 | A* | W | 4-1 | |
| 3/30/84 | A* | W | 7-2 | |
| 3/31/84 | H* | W | 2-0 | |
| 3/31/84 | H* | W | 12-2 | |
| 2/9/85 | A | W | 10-3 | |
| 2/9/85 | A | L | 7-6 | |
| 2/10/85 | A | W | 16-8 | |
| 3/29/85 | A | W | 10-4 | |
| 3/30/85 | H | W | 4-3 | |
| 3/30/85 | H | W | 3-1 | |
| 2/7/86 | H | L | 5-4 | |
| 2/14/86 | H | L | 9-3 | |
| 2/22/86 | A | W | 4-3 | |
| 5/1/86 | H | W | 8-2 | |
| 5/1/86 | H | W | 8-2 | |
| 1/31/87 | A | L | 5-3 | |
| 1/31/87 | A | L | 5-3 | |

| | | | | |
|---------|---|---|---------|--|
| 2/3/87 | H | W | 9-3 | |
| 2/5/88 | H | W | 7-1 | |
| 2/6/88 | H | L | 6-2 | |
| 2/6/88 | H | W | 3-0 | |
| 4/12/88 | A | W | 9-8 | |
| 2/10/89 | H | W | 5-2 | |
| 2/11/89 | A | W | 15-1 | |
| 2/11/89 | A | W | 5-2 | |
| 4/18/89 | H | W | 8-4 | |
| 2/9/90 | H | W | 9-4 | |
| 2/10/90 | A | W | 1-0 | |
| 2/10/90 | A | L | 5-4 (9) | |
| 3/6/90 | A | W | 6-4 | |
| 2/4/91 | A | W | 6-4 | |
| 4/11/91 | H | W | 11-0 | |
| 4/11/91 | H | W | 3-1 | |
| 3/8/92 | H | W | 7-2 | |
| 3/8/92 | H | W | 6-5 | |
| 4/20/94 | H | W | 3-1 | |
| 2/5/95 | H | W | 4-2 | |
| 2/1/96 | H | L | 13-10 | |
| 2/6/97 | H | L | 7-6 | |
| 2/9/98 | A | L | 12-7 | |
| 2/18/98 | H | L | 11-6 | |
| 4/20/99 | H | L | 9-5 | |
| 3/28/00 | H | L | 17-7 | |
| 3/9/01 | H | W | 7-0 | |

* denotes conference game
FWT - Far Western Tournament

COLLEGE OF IDAHO

O: 2-0
H: 2-0 | A: 0-0 | N: 0-0

| DATE | LOC | W/L/T | SCORE | NOTE |
|---------|-----|-------|----------|------|
| 2/12/89 | H | W | 7-4 | |
| 2/13/89 | H | W | 5-4 (11) | |

COLUMBUS STATE

O: 3-4 | D1: 1-1
H: 1-0 | A: 2-3 | N: 0-1

| DATE | LOC | W/L/T | SCORE | NOTE |
|---------|-----|-------|-------|------|
| 5/25/86 | N | L | 6-5 | 2CWS |
| 3/28/88 | A | L | 6-5 | |
| 3/31/88 | A | L | 2-1 | |
| 4/1/88 | A | W | 15-2 | |
| 3/22/89 | H | W | 5-2 | |
| 4/11/90 | A | W | 5-2 | |
| 4/12/90 | A | L | 7-1 | |

2CWS - NCAA Div. II College World Series (Montgomery, Ala.)

CONCORDIA (ORE.)

O: 1-0
H: 1-0 | A: 0-0 | N: 0-0

| DATE | LOC | W/L/T | SCORE | NOTE |
|---------|-----|-------|-------|------|
| 3/20/88 | H | W | 10-3 | |

CORNELL

O: 4-0 | D1: 4-0
H: 4-0 | A: 4-0 | N: 4-0

| DATE | LOC | W/L/T | SCORE | NOTE |
|---------|-----|-------|-------|------|
| 3/19/09 | H | W | 6-2 | |
| 3/20/09 | H | W | 9-0 | |
| 3/21/09 | H | W | 10-6 | |
| 3/21/09 | H | W | 18-5 | |

CREIGHTON

O: 1-0 | D1: 1-0
H: 1-0 | A: 0-0 | N: 0-0

| DATE | LOC | W/L/T | SCORE | NOTE |
|--------|-----|-------|-------|------|
| 3/7/12 | H | W | 7-2 | |

DALLAS BAPTIST

O: 1-2 | D1: 1-2
H: 0-0 | A: 1-2 | N: 0-0

| DATE | LOC | W/L/T | SCORE | NOTE |
|---------|-----|-------|-------|------|
| 3/28/13 | A* | L | 10-0 | |
| 3/29/13 | A* | L | 6-3 | |
| 3/30/13 | A* | W | 11-7 | |

* denotes conference game

DARTMOUTH

O: 5-4 | D1: 5-4
H: 5-4 | A: 0-0 | N: 0-0

| DATE | LOC | W/L/T | SCORE | NOTE |
|---------|-----|-------|-------|------|
| 3/15/03 | H | W | 18-12 | |
| 3/15/03 | H | L | 9-6 | |
| 3/16/03 | H | L | 13-9 | |
| 3/17/03 | H | W | 10-5 | |
| 3/15/12 | H | W | 11-3 | |
| 3/17/12 | H | L | 12-4 | |
| 3/17/12 | H | L | 6-1 | |
| 3/18/12 | H | W | 8-2 | |
| 3/19/12 | H | W | 1-0 | |

DAVIDSON

O: 2-0 | D1: 2-0
H: 0-0 | A: 0-0 | N: 2-0

| DATE | LOC | W/L/T | SCORE | NOTE |
|---------|-----|-------|-------|------|
| 3/27/91 | N | W | 4-0 | RAIN |
| 3/30/91 | N | W | 4-3 | RAIN |

RAIN - Rainbow Easter Tournament (Honolulu, Hawai'i)

EAST CAROLINA

O: 1-1
H: 0-0 | A: 0-0 | N: 1-1

| DATE | LOC | W/L/T | SCORE | NOTE |
|---------|-----|-------|-------|------|
| 6/10/61 | N | W | 14-5 | NCWS |
| 6/10/61 | N | L | 13-7 | NCWS |

NCWS - NAIA College World Series (Sioux City, Iowa)

EASTERN MICHIGAN

O: 2-0 | D1: 2-0
H: 2-0 | A: 0-0 | N: 0-0

| DATE | LOC | W/L/T | SCORE | NOTE |
|---------|-----|-------|-------|------|
| 3/8/01 | H | W | 4-3 | |
| 3/10/01 | H | W | 4-1 | |

SERIES GAME-BY-GAME

| | | | |
|---------|----|---|----------|
| 3/12/55 | A | L | 14-2 |
| 3/12/55 | A | L | 11-1 |
| 3/19/55 | H | L | 2-0 |
| 3/19/55 | H | L | 7-3 |
| 3/10/56 | H | L | 7-1 |
| 3/10/56 | H | L | 3-2 |
| 3/8/57 | A | L | 5-4 |
| 3/8/57 | A | L | 6-1 |
| 3/31/59 | H | W | 5-3 |
| 3/31/59 | H | L | 9-0 |
| 5/5/59 | A | L | 9-5 |
| 5/5/59 | A | L | 9-4 |
| 3/29/60 | H | W | 8-6 |
| 3/29/60 | H | L | 9-2 |
| 4/19/60 | A | L | 8-4 |
| 4/19/60 | A | L | 4-2 |
| 3/14/61 | A | L | 8-5 |
| 3/14/61 | A | L | 3-0 |
| 4/11/61 | H | W | 7-4 |
| 4/11/61 | H | L | 3-0 |
| 3/20/62 | H | L | 14-2 |
| 3/20/62 | H | L | 6-2 |
| 3/27/62 | A | L | 10-2 |
| 3/27/62 | A | L | 5-4 |
| 3/12/63 | A | L | 13-9 |
| 3/12/63 | A | L | 5-2 |
| 3/26/63 | H | W | 8-4 |
| 3/26/63 | H | L | 10-0 |
| 3/2/64 | A | L | 16-7 |
| 3/2/64 | A | L | 11-3 |
| 3/10/64 | H | L | 6-5 |
| 3/10/64 | H | L | 2-0 |
| 3/16/65 | A | L | 4-1 |
| 3/16/65 | A | L | 7-6 |
| 3/23/65 | H | L | 2-1 |
| 3/23/65 | H | L | 6-1 |
| 3/8/66 | H | L | 6-3 |
| 3/8/66 | H | L | 4-2 |
| 3/15/66 | A | L | 4-3 (12) |
| 3/15/66 | A | L | 2-0 |
| 4/4/66 | A | W | 9-8 |
| 3/7/67 | A | L | 4-3 |
| 3/7/67 | A | L | 6-1 |
| 5/9/67 | H | W | 3-2 |
| 5/9/67 | H | L | 4-1 |
| 3/5/68 | H | L | 6-3 |
| 3/5/68 | H | L | 3-2 |
| 3/12/68 | A | L | 3-2 |
| 3/12/68 | A | L | 2-1 |
| 3/4/69 | H | L | 3-1 |
| 3/4/69 | H | L | 2-1 |
| 1969 | A | L | 7-3 |
| 1969 | A | L | 9-3 |
| 3/31/70 | H | L | 6-0 |
| 3/31/70 | H | W | 7-5 |
| 4/28/70 | A | L | 5-1 |
| 4/28/70 | A | L | 2-0 |
| 3/15/71 | H | W | 3-2 |
| 3/15/71 | H | T | 1-1 |
| 4/13/71 | A | L | 9-0 |
| 4/13/71 | A | W | 5-2 |
| 3/14/72 | A | L | 5-4 (15) |
| 3/14/72 | A | L | 3-1 |
| 1972 | H | L | 9-8 |
| 1972 | H | L | 7-6 |
| 3/1/73 | A | L | 9-7 |
| 4/25/73 | H | L | 8-0 |
| 4/25/73 | H | W | 4-2 |
| 3/5/74 | A | L | 4-3 |
| 3/5/74 | A | L | 6-3 |
| 3/19/74 | H | W | 11-10 |
| 3/19/74 | H | W | 8-3 |
| 3/18/75 | H | L | 10-7 |
| 3/18/75 | H | L | 6-5 |
| 4/2/75 | A | W | 4-2 |
| 4/2/75 | A | L | 4-3 |
| 3/5/76 | H | L | 7-1 |
| 4/13/76 | A | L | 8-2 |
| 4/13/76 | A | L | 3-0 |
| 2/19/85 | A | L | 8-6 |
| 5/6/86 | A | L | 5-4 |
| 4/2/93 | A* | L | 5-3 |
| 4/3/93 | A* | L | 14-1 |
| 4/4/93 | A* | W | 13-9 |
| 4/30/93 | H* | L | 12-7 |
| 5/1/93 | H* | L | 9-5 |
| 5/2/93 | H* | W | 8-5 |
| 3/11/94 | A* | L | 7-6 |
| 3/12/94 | A* | L | 6-2 |
| 3/13/94 | A* | W | 9-0 |
| 4/15/94 | H* | W | 4-3 |
| 4/16/94 | H* | L | 7-2 |
| 4/17/94 | H* | W | 21-13 |
| 3/31/95 | H* | W | 4-3 |
| 4/1/95 | H* | L | 5-1 |
| 4/2/95 | H* | L | 4-1 |

| | | | |
|---------|----|---|----------|
| 5/12/95 | A* | W | 3-2 |
| 5/13/95 | A* | L | 8-7 |
| 5/14/95 | A* | W | 6-4 |
| 3/29/96 | A* | L | 6-2 |
| 3/30/96 | A* | L | 9-1 |
| 3/31/96 | A* | L | 9-4 |
| 4/26/96 | H* | L | 10-0 |
| 4/27/96 | H* | L | 4-2 |
| 4/28/96 | H* | L | 5-3 |
| 2/24/98 | A | L | 10-3 |
| 4/21/98 | H | L | 6-5 |
| 3/30/99 | A | L | 4-1 |
| 4/26/99 | H | L | 14-7 |
| 3/21/00 | H | L | 3-1 |
| 5/2/00 | A | L | 15-2 |
| 5/8/01 | A | W | 4-3 |
| 5/3/02 | A | L | 11-1 |
| 5/4/02 | A | W | 8-3 |
| 5/5/02 | A | W | 8-5 |
| 3/24/06 | A* | L | 5-1 |
| 3/25/06 | A* | L | 13-6 |
| 3/26/06 | A* | L | 12-11 |
| 5/19/06 | H* | L | 10-7 |
| 5/20/06 | H* | L | 14-3 |
| 5/21/06 | H* | L | 7-4 |
| 5/25/06 | A | L | 10-2 |
| 3/30/07 | A* | L | 16-7 |
| 3/31/07 | A* | L | 8-1 |
| 4/1/07 | A* | L | 5-2 |
| 5/24/07 | N | L | 10-2 |
| 5/16/08 | H* | W | 9-8 |
| 5/17/08 | H* | W | 4-0 |
| 5/17/08 | H* | L | 6-4 |
| 5/18/08 | H* | L | 13-6 |
| 5/22/08 | N | L | 3-2 |
| 5/14/09 | H* | L | 15-7 |
| 5/15/09 | H* | L | 4-3 |
| 5/16/09 | H* | L | 11-8 |
| 5/16/09 | H* | L | 7-6 |
| 5/21/10 | A* | W | 12-2 |
| 5/22/10 | A* | L | 7-6 |
| 5/22/10 | A* | L | 10-1 |
| 5/23/10 | A* | L | 8-4 |
| 4/21/11 | H* | L | 2-0 |
| 4/22/11 | H* | L | 7-3 |
| 4/23/11 | H* | W | 2-1 |
| 4/23/11 | H* | L | 12-4 |
| 5/4/12 | A* | W | 9-7 |
| 5/5/12 | A* | L | 10-6 |
| 5/6/12 | A* | L | 8-6 |
| 5/25/12 | N | W | 8-3 |
| 5/26/12 | N | L | 9-6 |
| 5/27/12 | N | L | 4-3 (13) |
| 3/26/13 | H | L | 3-2 |
| 2/19/14 | A | W | 6-4 |
| 3/5/14 | H | W | 2-1 (10) |
| 3/3/15 | A | L | 6-2 |
| 4/22/15 | H | L | 8-0 |
| 4/16/16 | A | L | 7-5 |
| 4/27/16 | H | W | 5-4 (11) |
| 4/5/17 | H | L | 9-0 |
| 5/9/17 | A | L | 9-2 |
| 4/12/22 | H | L | 19-0 |
| 5/10/22 | A | W | 11-9 |
| 3/15/23 | A | W | 9-0 |
| 5/2/23 | A | L | 9-6 |

* denotes conference game
WACF - Western Athletic Conference Tournament (Fresno, Calif.)
WACL - Western Athletic Conference Tournament (Ruston, La.)
WACM - Western Athletic Conference Tournament (Mesa, Ariz.)
RF - Game Played at Raley Field (W. Sacramento, Calif.)

GEORGIA TECH

O: 0-1
H: 0-0 | A: 0-0 | N: 0-1

| DATE | LOC | W/L/T | SCORE | NOTE |
|---------|-----|-------|-------|------|
| 3/23/86 | N | L | 4-3 | |

GONZAGA

O: 1-11 | D1: 1-5
H: 0-11 | A: 0-0 | N: 1-0

| DATE | LOC | W/L/T | SCORE | NOTE |
|---------|-----|-------|-------|------|
| 3/17/72 | H | L | 5-3 | |
| 3/16/73 | H | L | 11-6 | |
| 3/16/73 | H | L | 14-3 | |
| 4/17/74 | H | L | 6-4 | |
| 4/17/74 | H | L | 7-4 | |
| 3/18/78 | H | L | 1-0 | |
| 3/21/08 | H | L | 4-3 | |
| 3/22/08 | H | L | 9-5 | |
| 3/22/08 | H | L | 18-12 | |
| 2/26/10 | N | W | 8-2 | PEO |
| 3/4/18 | H | L | 13-3 | |
| 3/5/18 | H | L | 6-3 | |

PEO - Peoria Tournament (Peoria, Ariz.)

GRAMBLING STATE

O: 1-0
H: 0-0 | A: 0-0 | N: 1-0

| DATE | LOC | W/L/T | SCORE | NOTE |
|--------|-----|-------|-------|------|
| 6/9/61 | N | W | 4-2 | NCWS |

NCWS - NAIA College World Series (Sioux City, Iowa)

GRAND CANYON

O: 22-22 | D1: 22-22
H: 13-12 | A: 6-9 | N: 3-1

| DATE | LOC | W/L/T | SCORE | NOTE |
|---------|-----|-------|-----------|------|
| 5/10/91 | H | W | 6-3 | |
| 5/11/91 | H | W | 5-2 | |
| 4/3/92 | H | W | 10-9 (10) | |
| 4/4/92 | H | W | 10-3 | |
| 4/4/92 | H | W | 8-1 | |
| 4/5/92 | H | W | 5-4 | |
| 2/16/96 | A | L | 11-6 | |
| 2/17/96 | A | W | 11-9 (12) | |
| 2/18/96 | A | L | 6-5 | |
| 4/11/14 | A* | L | 3-2 | |
| 4/12/14 | A* | W | 5-4 (10) | |
| 4/13/14 | A* | L | 8-6 | |
| 5/14/15 | H* | W | 5-2 | |
| 5/15/15 | H* | L | 4-2 (11) | |
| 5/16/15 | H* | L | 6-3 | |
| 5/13/16 | A* | W | 4-1 | |
| 5/14/16 | A* | W | 8-3 | |
| 5/15/16 | A* | L | 4-3 | |
| 4/7/17 | H* | L | 2-1 | |
| 4/8/17 | H* | W | 7-1 | |
| 4/9/17 | H* | L | 8-2 | |
| 5/11/18 | A* | W | 9-5 | |
| 5/12/18 | A* | L | 8-5 | |
| 5/13/18 | A* | L | 10-2 | |
| 5/25/18 | N | W | 8-2 | WACM |
| 5/16/19 | H* | L | 5-2 (10) | |
| 5/17/19 | H* | W | 3-2 | |
| 5/18/19 | H* | W | 2-1 | |
| 5/25/19 | N | W | 4-3 (11) | WACM |
| 5/26/19 | N | W | 5-4 | WACM |
| 4/30/21 | H* | L | 15-5 | |
| 5/1/21 | H* | L | 6-1 | |
| 5/1/21 | H* | L | 12-0 | |
| 5/2/21 | H* | W | 3-2 | |
| 5/28/21 | N | L | 11-0 | WACM |
| 3/25/22 | H* | W | 3-2 | |
| 3/26/22 | H* | L | 5-2 | |
| 3/27/22 | H* | L | 3-2 | |
| 5/6/22 | A* | W | 8-5 | |
| 5/7/22 | A* | L | 7-4 | |
| 5/8/22 | A* | L | 11-10 | |
| 3/17/23 | H* | L | 9-6 | |
| 3/18/23 | H* | W | 13-8 | |
| 3/18/23 | H* | L | 7-6 | |

* denotes conference game
WACM - Western Athletic Conference Tournament (Mesa, Ariz.)

HAMILTON AFB

O: 1-0
H: 1-0 | A: 0-0 | N: 0-0

| DATE | LOC | W/L/T | SCORE | NOTE |
|--------|-----|-------|-------|------|
| 5/9/61 | H | W | 14-7 | |

HAWAII'

O: 29-55 | D1: 28-54
H: 16-12 | A: 13-41 | N: 0-2

| DATE | LOC | W/L/T | SCORE | NOTE |
|---------|-----|-------|-----------|------|
| 3/25/86 | A | L | 18-4 | |
| 3/26/86 | A | W | 4-2 | |
| 3/24/91 | A | L | 7-6 (12) | RAIN |
| 2/28/92 | A | L | 9-8 (11) | |
| 2/29/92 | A | L | 8-4 | |
| 3/1/92 | A | L | 16-1 | |
| 4/10/93 | H* | L | 6-2 | |
| 4/10/93 | H* | W | 4-1 | |
| 4/12/93 | H* | L | 13-5 | |
| 5/7/93 | A* | L | 10-5 | |
| 5/8/93 | A* | L | 7-1 | |
| 5/9/93 | A* | W | 11-1 | |
| 4/1/94 | A* | W | 5-3 | |
| 4/2/94 | A* | W | 7-5 | |
| 4/3/94 | A* | L | 5-4 | |
| 5/7/94 | H* | L | 6-5 | |
| 5/7/94 | H* | L | 11-3 | |
| 5/8/94 | H* | L | 7-3 | |
| 4/7/95 | A* | L | 6-5 | |
| 4/8/95 | A* | L | 2-1 | |
| 4/9/95 | A* | W | 14-8 | |
| 5/4/95 | H* | W | 3-2 | |
| 5/5/95 | H* | W | 9-3 | |
| 5/6/95 | H* | W | 2-0 | |
| 3/1/96 | H* | L | 8-5 (11) | |
| 3/2/96 | H* | L | 5-4 | |
| 4/3/96 | H* | W | 16-9 | |
| 4/5/96 | A* | L | 7-3 | |
| 4/6/96 | A* | L | 15-6 | |
| 4/7/96 | A* | L | 9-8 | |
| 1/22/98 | A | L | 20-9 | |
| 1/23/98 | A | L | 15-5 | |
| 1/24/98 | A | L | 7-5 | |
| 2/4/99 | A | W | 12-4 | |
| 2/5/99 | A | L | 10-3 | |
| 2/6/99 | A | L | 21-4 | |
| 2/25/00 | A | L | 9-3 | |
| 2/26/00 | A | L | 4-3 | |
| 2/27/00 | A | L | 2-1 | |
| 3/15/00 | N | L | 13-1 | |
| 1/25/01 | A | L | 8-7 (11) | |
| 1/26/01 | A | L | 5-1 | |
| 1/27/01 | A | W | 11-8 | |
| 5/1/01 | H | L | 9-7 | |
| 2/8/02 | A | L | 6-3 | |
| 2/9/02 | A | W | 5-2 (13) | |
| 2/10/02 | A | W | 5-3 | |
| 2/14/03 | A | L | 3-2 | |
| 2/15/03 | A | L | 2-0 | |
| 2/16/03 | A | L | 8-7 | |
| 4/30/03 | H | L | 10-7 | |
| 4/6/04 | A | W | 6-3 | |
| 4/7/04 | A | L | 5-4 | |
| 3/1/05 | A | W | 8-5 | BOW |
| 4/28/06 | A* | L | 3-2 | |
| 4/29/06 | A* | L | 5-2 | |
| 4/30/06 | A* | L | 5-2 | |
| 4/5/07 | H* | L | 9-6 | |
| 4/6/07 | H* | L | 12-9 (10) | |
| 4/7/07 | H* | W | 8-5 | |
| 5/25/07 | N | L | 19-7 | WACR |
| 3/28/08 | H* | W | 4-2 | |
| 3/29/08 | H* | W | 6-4 | |
| 3/29/08 | H* | W | 5-2 | |
| 3/30/08 | H* | W | 10-6 | |
| 5/2/08 | A* | L | 8-3 | |
| 5/3/08 | A* | L | 3-1 | |
| 5/3/08 | A* | W | 7-3 | |
| 5/4/08 | A* | L | 8-7 | |
| 4/17/09 | A* | L | | |

SERIES GAME-BY-GAME

HAWAII-HILO

O: 14-5 | D1: 14-5
H: 11-2 | A: 2-2 | N: 1-1

| DATE | LOC | W/L/T | SCORE | NOTE |
|---------|-----|-------|----------|------|
| 3/26/91 | N | L | 6-5 (14) | RAIN |
| 3/29/91 | N | W | 11-0 | |
| 4/16/02 | H | W | 13-8 | |
| 4/24/03 | H | L | 5-0 | |
| 4/24/03 | H | W | 7-2 | |
| 4/26/03 | H | W | 11-4 | |
| 4/27/03 | H | W | 6-4 | |
| 4/9/04 | A | W | 4-2 | |
| 4/9/04 | A | L | 5-0 | |
| 4/10/04 | A | L | 4-3 | |
| 4/10/04 | A | W | 4-3 | |
| 4/7/05 | H | W | 7-5 | |
| 4/9/05 | H | W | 9-0 | |
| 4/9/05 | H | L | 6-3 | |
| 4/10/05 | H | W | 4-1 | |
| 4/18/08 | H | W | 12-2 | |
| 4/19/08 | H | W | 6-5 | |
| 4/19/08 | H | W | 11-1 | |
| 4/20/08 | H | W | 8-2 | |

RAIN - Rainbow Easter Tournament (Honolulu, Hawaii')

HAWAII PACIFIC

O: 6-0
H: 0-0 | A: 4-0 | N: 2-0

| DATE | LOC | W/L/T | SCORE | NOTE |
|---------|-----|-------|-------|------|
| 1/27/85 | A | W | 6-1 | |
| 1/27/85 | A | W | 7-3 | |
| 3/22/86 | N | W | 10-6 | |
| 3/28/86 | N | W | 5-4 | |
| 1/23/89 | A | W | 5-4 | |
| 1/24/89 | A | W | 11-6 | |

HOUSTON CHRISTIAN

(formerly Houston Baptist)
O: 1-3 | D1: 1-3
H: 1-3 | A: 0-0 | N: 0-0

| DATE | LOC | W/L/T | SCORE | NOTE |
|--------|-----|-------|-------|------|
| 3/4/22 | H | W | 21-4 | |
| 3/5/22 | H | L | 4-1 | |
| 3/5/22 | H | L | 3-2 | |
| 3/6/22 | H | L | 4-1 | |

ILLINOIS STATE

O: 0-1 | D1: 0-1
H: 0-0 | A: 0-1 | N: 0-0

| DATE | LOC | W/L/T | SCORE | NOTE |
|---------|-----|-------|-------|------|
| 4/17/19 | A | L | 2-1 | |

IOWA

O: 0-1 | D1: 0-1
H: 0-0 | A: 0-1 | N: 0-0

| DATE | LOC | W/L/T | SCORE | NOTE |
|---------|-----|-------|----------|------|
| 4/28/15 | A | L | 4-3 (18) | |

JACKSONVILLE STATE

O: 1-0 | H: 0-0 | A: 0-0 | N: 1-0

| DATE | LOC | W/L/T | SCORE | NOTE |
|---------|-----|-------|-------|------|
| 5/27/88 | N | W | 3-0 | 2CWS |

2CWS - NCAA Division II College World Series (Montgomery, Ala.)

KANSAS

O: 1-4 | D1: 1-4
H: 0-0 | A: 1-1 | N: 0-3

| DATE | LOC | W/L/T | SCORE | NOTE |
|---------|-----|-------|-------|------|
| 4/27/05 | N | L | 12-5 | KC |
| 2/26/10 | N | L | 4-3 | PEO |
| 2/27/10 | N | L | 10-4 | PEO |
| 4/27/21 | A | W | 11-6 | |
| 4/28/21 | A | L | 6-4 | |

KC - Game played in Kansas City, Kan.
PEO - Peoria Tournament (Peoria, Ariz.)

KANSAS STATE

O: 0-1 | D1: 0-1
H: 0-0 | A: 0-0 | N: 0-1

| DATE | LOC | W/L/T | SCORE | NOTE |
|---------|-----|-------|-------|------|
| 4/26/05 | N | L | 14-3 | KC |

KC - Game played in Kansas City, Kan.

LA VERNE

O: 6-0
H: 6-0 | A: 0-0 | N: 0-0

| DATE | LOC | W/L/T | SCORE | NOTE |
|---------|-----|-------|-------|------|
| 4/3/86 | H | W | 2-1 | |
| 4/3/86 | H | W | 10-3 | |
| 4/16/87 | H | W | 5-4 | |
| 4/16/87 | H | W | 16-4 | |
| 4/17/87 | H | W | 14-4 | |
| 4/17/87 | H | W | 7-5 | |

LEWIS UNIVERSITY

O: 2-0
H: 0-0 | A: 0-0 | N: 2-0

| DATE | LOC | W/L/T | SCORE | NOTE |
|---------|-----|-------|-------|------|
| 5/29/88 | N | W | 5-3 | 2CWS |
| 5/30/88 | N | W | 8-2 | 2CWS |

2CWS - NCAA Division II College World Series (Montgomery, Ala.)

LEWIS & CLARK COLLEGE

O: 1-3 | D1: 0-1
H: 1-2 | A: 0-0 | N: 0-1

| DATE | LOC | W/L/T | SCORE | NOTE |
|---------|-----|-------|---------|------|
| 1978 | H | L | 6-2 | |
| 1978 | H | L | 7-3 | |
| 1978 | H | W | 7-6 | |
| 3/29/80 | A | | unknown | |
| 3/23/91 | N | L | 6-0 | RAIN |

RAIN - Rainbow Easter Tournament (Honolulu, Hawaii')

LINFIELD COLLEGE

O: 9-5-1
H: 9-5-1 | A: 0-0 | N: 0-0

| DATE | LOC | W/L/T | SCORE | NOTE |
|---------|-----|-------|-------|------|
| 3/14/69 | H | L | 4-2 | |
| 3/17/69 | H | W | 4-2 | |
| 3/17/69 | H | W | 3-2 | |
| 3/14/70 | H | W | 12-5 | |
| 3/14/70 | H | W | 6-5 | |
| 3/17/70 | H | W | 6-4 | |
| 3/22/71 | H | L | 5-4 | |
| 3/24/71 | H | L | 2-1 | |
| 3/24/71 | H | L | 5-0 | |
| 3/20/72 | H | W | 6-1 | |
| 3/20/72 | H | W | 7-4 | |
| 3/22/72 | H | W | 5-4 | |
| 3/22/74 | H | T | 6-6 | |
| 3/18/74 | H | L | 11-2 | |
| 3/18/74 | H | W | 6-5 | |

LONG BEACH STATE

O: 9-27 | D1: 8-27
H: 3-12 | A: 6-13 | N: 0-2

| DATE | LOC | W/L/T | SCORE | NOTE |
|---------|-----|-------|---------|------|
| 4/4/58 | H | | unknown | |
| 5/23/64 | A | W | 1-0 | PACL |
| 3/8/91 | A | L | 13-11 | |
| 3/9/91 | A | L | 7-6 | |
| 3/10/91 | A | L | 13-3 | |
| 2/22/92 | H | L | 12-1 | |
| 2/23/92 | H | L | 4-1 | |
| 2/23/92 | H | L | 17-4 | |
| 4/23/93 | A | L | 10-9 | |
| 4/24/93 | A | L | 18-4 | |
| 4/25/93 | A | W | 6-1 | |
| 3/27/97 | A* | L | 22-3 | |
| 3/28/97 | A* | L | 4-3 | |
| 3/29/97 | A* | L | 10-3 | |
| 4/4/98 | H* | L | 19-10 | |
| 4/4/98 | H* | L | 14-6 | |
| 4/5/98 | H* | L | 18-7 | |
| 5/14/98 | N | L | 8-7 | BWT |
| 5/17/98 | N | L | 24-10 | BWT |
| 3/12/99 | A* | L | 9-1 | |
| 3/13/99 | A* | L | 6-3 | |
| 3/14/99 | A* | L | 7-0 | |
| 5/7/99 | H* | L | 6-3 | |
| 5/8/99 | H* | L | 14-4 | |

| | | | | |
|---------|----|---|------------|--|
| 5/9/99 | H* | W | 11-10 (10) | |
| 3/31/00 | H* | W | 5-4 | |
| 4/1/00 | H* | W | 6-4 | |
| 4/2/00 | H* | L | 12-6 | |
| 4/6/01 | A* | L | 3-2 (10) | |
| 4/7/01 | A* | W | 4-0 | |
| 4/8/01 | A* | L | 9-0 | |
| 3/28/02 | H* | L | 16-2 | |
| 3/29/02 | H* | L | 7-2 | |
| 3/30/02 | H* | L | 9-1 | |
| 2/25/22 | A | W | 1-0 (10) | |
| 2/26/22 | A | W | 5-4 | |
| 2/27/22 | A | W | 5-4 | |

* denotes conference game
PACL - NCAA Pacific Coast College Division Regionals (Long Beach, Calif.)
BWT - Big West Tournament (Fullerton, Calif.)

LOUISIANA

O: 0-1 | D1: 0-1
H: 0-0 | A: 0-0 | N: 0-1

| DATE | LOC | W/L/T | SCORE | NOTE |
|--------|-----|-------|-------|------|
| 3/3/05 | N | L | 4-2 | BOW |

BOW - Rainbow Baseball Tournament (Honolulu, Hawaii')

LSU

O: 1-2 | D1: 1-2
H: 0-0 | A: 1-2 | N: 0-0

| DATE | LOC | W/L/T | SCORE | NOTE |
|---------|-----|-------|-------|------|
| 2/26/16 | A | L | 6-0 | |
| 2/27/16 | A | W | 5-4 | |
| 2/28/16 | A | L | 11-1 | |

LOUISIANA TECH

O: 14-18 | D1: 14-18
H: 7-10 | A: 7-7 | N: 0-1

| DATE | LOC | W/L/T | SCORE | NOTE |
|---------|-----|-------|------------|------|
| 4/21/06 | H* | L | 10-7 | |
| 4/22/06 | H* | W | 11-10 (10) | |
| 4/23/06 | H* | W | 2-1 | |
| 5/26/06 | N | L | 14-9 | WACF |
| 3/2/07 | A* | W | 4-2 | |
| 3/3/07 | A* | L | 13-5 | |
| 3/4/07 | A* | W | 7-5 | |
| 4/13/07 | H* | L | 5-2 | |
| 4/14/07 | H* | L | 8-1 | |
| 4/15/07 | H* | L | 6-3 | |
| 4/3/08 | A* | W | 17-2 | |
| 4/4/08 | A* | W | 13-7 | |
| 4/5/08 | A* | W | 6-4 | |
| 4/24/09 | H* | W | 8-7 | |
| 4/25/09 | H* | W | 8-6 | |
| 4/26/09 | H* | L | 7-4 | |
| 4/27/09 | H* | L | 10-5 | |
| 5/7/10 | A* | L | 17-11 | |
| 5/8/10 | A* | L | 27-12 | |
| 5/8/10 | A* | L | 5-4 | |
| 5/9/10 | A* | L | 7-2 | |
| 5/20/11 | H* | L | 4-1 | |
| 5/21/11 | H* | W | 5-4 | |
| 5/21/11 | H* | L | 2-1 | |
| 5/22/11 | H* | L | 8-3 | |
| 4/6/12 | A* | L | 7-5 | |
| 4/7/12 | A* | W | 2-1 | |
| 4/8/12 | A* | W | 11-6 | |
| 4/26/13 | H* | L | 5-4 | |
| 4/27/13 | H* | W | 1-0 | |
| 4/28/13 | H* | W | 4-1 | |
| 3/28/23 | A | L | 14-4 (8) | |

* denotes conference game
WACF - Western Athletic Conference Tournament (Fresno, Calif.)

LOYOLA MARYMOUNT

O: 2-6 | D1: 1-4
H: 1-1 | A: 1-5 | N: 0-0

| DATE | LOC | W/L/T | SCORE | NOTE |
|---------|-----|-------|-------|------|
| 4/11/86 | A | L | 14-8 | |
| 4/12/86 | A | W | 8-6 | |
| 4/12/86 | A | L | 13-3 | |
| 2/2/07 | A | L | 9-5 | |
| 2/3/07 | A | L | 8-1 | |
| 2/4/07 | A | L | 8-5 | |
| 2/22/08 | H | W | 12-7 | |
| 2/23/08 | H | L | 7-3 | |

MATHER AFB

O: 1-5
H: 0-3 | A: 1-1 | N: 0-0

| DATE | LOC | W/L/T | SCORE | NOTE |
|---------|-----|-------|---------|------|
| 5/2/52 | H | L | 7-4 | |
| 3/28/53 | H | L | unknown | |
| 3/28/53 | H | L | unknown | |
| 5/5/53 | A | L | 11-10 | |
| 1954 | - | - | 6-5 | |
| 5/6/54 | A | W | 4-3 | |

McCLELLAN AFB

O: 5-4
H: 4-3 | A: 1-1 | N: 0-0

| DATE | LOC | W/L/T | SCORE | NOTE |
|---------|-----|-------|---------|------|
| 3/25/54 | H | L | 8-7 | |
| 4/8/54 | A | W | 7-2 | |
| 4/12/55 | H | W | 15-6 | |
| 4/29/55 | H | | unknown | |
| 4/10/56 | H | W | 11-9 | |
| 5/2/56 | H | W | 11-6 | |
| 4/15/57 | H | L | 3-2 | |
| 3/21/58 | H | | unknown | |
| 4/8/58 | - | - | unknown | |
| 4/22/58 | - | - | unknown | |
| 3/22/60 | A | L | 8-5 | |
| 4/9/60 | H | W | 17-11 | |
| 4/9/60 | H | L | 11-7 | |

MENLO COLLEGE

O: 8-0 | D1: 6-0
H: 7-0 | A: 1-0 | N: 0-0

| DATE | LOC | W/L/T | SCORE | NOTE |
|---------|-----|-------|-------|------|
| 2/9/88 | A | W | 24-8 | |
| 2/16/88 | H | W | 15-5 | |
| 3/28/09 | H | W | 15-3 | |
| 3/28/09 | H | W | 15-6 | |
| 3/29/09 | H | W | 5-1 | |
| 3/29/09 | H | W | 9-5 | |
| 4/29/14 | H | W | 7-1 | |
| 4/3/23 | H | W | 10-5 | |

MERCER

O: 2-0 | D1: 2-0
H: 0-0 | A: 0-0 | N: 2-0

| DATE | LOC | W/L/T | SCORE | NOTE |
|---------|-----|-------|-------|------|
| 4/9/90 | N | W | 10-3 | |
| 4/12/90 | N | W | 12-7 | |

MILWAUKEE

O: 6-0 | D1: 6-0
H: 6-0 | A: 0-0 | N: 0-0

| DATE | LOC | W/L/T | SCORE | NOTE |
|-----------|-----|-------|----------|------|
| 3/3/18 | H | W | 4-0 | |
| 3/4/18 | H | W | 3-2 (11) | |
| 2/20/20 | H | W | 9-3 | |
| 2/21/20</ | | | | |

SERIES GAME-BY-GAME

| | | | |
|---------|----|---|----------|
| 5/17/58 | A* | W | unknown |
| 5/17/58 | A* | W | unknown |
| 5/9/59 | H* | W | 10-5 |
| 5/9/59 | H* | W | 7-4 |
| 5/7/60 | A* | W | 12-2 |
| 5/7/60 | A* | W | 10-2 |
| 4/22/61 | H* | W | 6-0 |
| 4/22/61 | H* | W | 8-5 |
| 4/6/62 | A* | L | 10-9 |
| 4/6/62 | A* | W | 6-5 |
| 5/11/63 | H* | W | 1-0 |
| 5/11/63 | H* | W | 10-0 |
| 4/7/64 | H* | W | 3-1 |
| 4/7/64 | H* | W | 4-3 |
| 5/1/64 | H* | W | 12-5 |
| 5/1/64 | H* | W | 14-1 |
| 1965 | A | L | 12-1 |
| 1965 | A | W | 11-1 |
| 4/24/65 | H* | L | 5-4 |
| 4/24/65 | H* | W | 3-0 |
| 3/1/66 | H | L | 5-0 |
| 3/1/66 | H | W | 7-3 |
| 1966 | - | L | 9-3 |
| 4/23/66 | A* | L | 5-1 |
| 4/23/66 | A* | L | 2-1 |
| 4/25/67 | H* | W | 2-1 |
| 4/25/67 | H* | W | 4-3 |
| 3/30/68 | A* | L | 6-3 |
| 3/30/68 | A* | W | 9-7 |
| 4/30/68 | H | W | 3-2 |
| 4/30/68 | H | L | 8-6 |
| 3/15/69 | A | L | 6-5 |
| 3/15/69 | A | L | 9-8 |
| 3/21/69 | H* | W | 3-1 |
| 3/22/69 | H* | W | 2-1 |
| 3/22/69 | H* | L | 14-12 |
| 3/3/70 | A | L | 4-1 |
| 3/3/70 | A | W | 6-3 |
| 3/7/70 | H | L | 4-3 (10) |
| 3/7/70 | H | W | 3-1 |
| 3/6/71 | H | W | 10-6 |
| 3/6/71 | H | T | 4-4 |
| 3/29/71 | A | L | 10-4 |
| 3/29/71 | A | W | 10-2 |
| 3/4/72 | H | W | 7-0 |
| 3/4/72 | H | L | 4-2 |
| 3/28/73 | H | W | 2-1 |
| 3/28/73 | H | W | 3-2 |
| 5/1/73 | A | L | 10-2 |
| 5/1/73 | A | L | 5-4 |
| 2/26/74 | H | L | 12-5 |
| 2/26/74 | H | L | 7-2 |
| 5/1/74 | A | W | 15-1 |
| 5/1/74 | A | L | 16-8 |
| 2/25/75 | H | W | 5-3 |
| 2/25/75 | H | W | 11-1 |
| 4/22/75 | A | L | 18-7 |
| 4/22/75 | A | L | 14-7 |
| 2/24/76 | H | L | 7-0 |
| 2/24/76 | H | W | 6-3 |
| 3/16/76 | A | L | 10-2 |
| 3/16/76 | A | W | 2-0 |
| 3/22/77 | H | L | 5-4 |
| 3/22/77 | H | W | 6-3 |
| 4/19/77 | A | L | 11-2 |
| 4/19/77 | A | L | 4-3 |
| 2/5/79 | H | L | 13-3 |
| 4/3/79 | A | L | 13-5 |
| 2/6/80 | H | L | 11-2 |
| 2/3/81 | H | L | 7-6 |
| 2/8/82 | H | L | 8-5 |
| 3/14/83 | H | W | 23-8 |
| 3/20/84 | A | L | 16-12 |
| 2/12/85 | H | L | 4-2 |
| 2/12/85 | H | W | 7-1 |
| 4/23/85 | A | L | 15-12 |
| 4/23/85 | A | L | 9-8 |
| 2/11/86 | H | W | 4-0 |
| 2/11/86 | H | W | 3-2 |
| 3/15/87 | H | L | 14-2 |
| 4/21/87 | H | W | 9-2 |
| 3/3/89 | H | W | 5-0 |
| 3/4/89 | H | L | 7-2 |
| 4/28/90 | A | L | 13-4 |
| 4/28/90 | A | L | 19-9 |
| 4/29/90 | A | L | 9-7 |
| 4/9/91 | A | W | 9-4 |
| 4/27/91 | H | L | 6-5 |
| 4/27/91 | H | W | 2-1 |
| 4/28/91 | H | W | 9-3 |
| 4/15/92 | A | L | 8-5 |
| 5/13/92 | H | L | 10-2 |
| 5/13/92 | H | W | 3-1 |
| 3/3/93 | A | W | 17-11 |
| 3/16/93 | H | L | 10-5 |
| 3/8/94 | H | L | 15-6 |

| | | | |
|---------|----|---|-------|
| 5/3/94 | A | W | 11-1 |
| 2/22/95 | H | L | 10-5 |
| 4/23/96 | H | L | 11-4 |
| 4/30/96 | A | L | 20-3 |
| 3/14/97 | H* | L | 10-3 |
| 3/15/97 | H* | L | 7-6 |
| 3/16/97 | H* | L | 8-5 |
| 5/2/97 | A* | L | 6-5 |
| 5/3/97 | A* | L | 23-3 |
| 5/4/97 | A* | L | 22-15 |
| 3/13/98 | H* | L | 14-9 |
| 3/14/98 | H* | W | 13-10 |
| 3/15/98 | H* | W | 11-6 |
| 5/1/98 | A* | L | 20-10 |
| 5/2/98 | A* | L | 17-13 |
| 5/3/98 | A* | L | 9-5 |
| 4/23/99 | A* | L | 5-2 |
| 4/24/99 | A* | L | 16-4 |
| 4/25/99 | A* | L | 19-7 |
| 4/20/00 | H* | L | 7-3 |
| 4/21/00 | H* | L | 5-3 |
| 4/22/00 | H* | L | 10-8 |
| 3/20/01 | A | L | 18-8 |
| 4/17/01 | H | L | 9-6 |
| 3/5/02 | H | W | 6-5 |
| 4/30/02 | A | W | 8-7 |
| 3/4/03 | H | L | 14-1 |
| 4/8/03 | A | W | 14-4 |
| 3/30/04 | H | L | 10-6 |
| 4/20/04 | A | L | 17-4 |
| 3/31/06 | H* | L | 7-3 |
| 4/1/06 | H* | W | 7-5 |
| 4/2/06 | H* | W | 5-4 |
| 5/12/06 | A* | L | 9-6 |
| 5/13/06 | A* | L | 6-3 |
| 5/14/06 | A* | L | 3-2 |
| 4/27/07 | H* | L | 8-6 |
| 4/28/07 | H* | L | 11-5 |
| 4/29/07 | H* | W | 5-4 |
| 5/9/08 | A* | L | 14-5 |
| 5/10/08 | A* | L | 6-5 |
| 5/10/08 | A* | W | 13-4 |
| 5/11/08 | A* | L | 13-12 |
| 5/24/08 | N | L | 15-5 |
| 5/8/09 | A* | W | 14-13 |
| 5/9/09 | A* | W | 9-6 |
| 5/9/09 | A* | W | 12-6 |
| 5/10/09 | A* | L | 7-6 |
| 5/14/10 | H* | W | 6-4 |
| 5/15/10 | H* | L | 4-2 |
| 5/15/10 | H* | L | 7-6 |
| 5/16/10 | H* | L | 11-0 |
| 5/13/11 | A* | W | 4-2 |
| 5/14/11 | A* | L | 10-7 |
| 5/14/11 | A* | L | 8-3 |
| 5/15/11 | A* | L | 10-0 |
| 4/20/12 | H* | W | 2-0 |
| 4/21/12 | H* | W | 8-7 |
| 4/22/12 | H* | L | 9-1 |
| 5/24/12 | N | W | 15-5 |
| 2/26/13 | H | W | 4-1 |
| 4/30/13 | A | W | 7-6 |
| 2/25/14 | H | W | 7-4 |
| 4/30/14 | A | L | 10-3 |
| 3/17/15 | H | L | 6-2 |
| 3/24/15 | A | L | 5-0 |
| 3/9/16 | H | W | 5-2 |
| 4/12/16 | A | W | 7-2 |
| 3/14/17 | A | W | 7-5 |
| 5/2/17 | H | L | 6-5 |
| 5/1/18 | A | L | 6-2 |
| 4/3/19 | A | L | 6-2 |
| 5/7/19 | H | W | 4-3 |
| 4/5/22 | A | L | 20-5 |
| 3/2/23 | H | W | 9-4 |
| 4/25/23 | A | W | 12-8 |

* denotes conference game
WACL - Western Athletic Conference Tournament (Ruston, La.)
WACM - Western Athletic Conference Tournament (Mesa, Ariz.)
RF - Game Played at Raley Field (W. Sacramento, Calif.)

NEW HAVEN

O: 1-0

H: 0-0 | A: 0-0 | N: 1-0

| DATE | LOC | W/L/T | SCORE | NOTE |
|---------|-----|-------|-------|------|
| 5/26/86 | N | W | 9-4 | 2CWS |

2CWS - NCAA Division II College World Series (Montgomery, Ala.)

NEW MEXICO

O: 0-2 | Df: 0-2

H: 0-2 | A: 0-0 | N: 0-0

| DATE | LOC | W/L/T | SCORE | NOTE |
|---------|-----|-------|-------|------|
| 3/28/16 | H | L | 1-0 | |
| 3/29/16 | H | L | 12-3 | |

NEW MEXICO STATE

O: 50-42 | Df: 50-42

H: 22-18 | A: 24-20 | N: 4-4

| DATE | LOC | W/L/T | SCORE | NOTE |
|---------|-----|-------|-----------|------|
| 3/21/97 | A* | L | 9-5 | |
| 3/22/97 | A* | W | 13-11 | |
| 3/23/97 | A* | W | 19-16 | |
| 5/9/97 | H* | L | 11-4 | |
| 5/10/97 | H* | W | 19-11 | |
| 5/11/97 | H* | W | 12-6 | |
| 3/20/98 | H* | W | 13-7 | |
| 3/21/98 | H* | W | 6-5 | |
| 3/22/98 | H* | W | 11-6 | |
| 5/8/98 | A* | L | 8-6 | |
| 5/9/98 | A* | L | 11-9 | |
| 5/10/98 | A* | W | 14-13 | |
| 4/9/99 | A* | L | 18-4 | |
| 4/10/99 | A* | L | 16-1 | |
| 4/11/99 | A* | L | 8-7 | |
| 5/15/99 | H* | L | 8-3 | |
| 5/16/99 | H* | W | 4-3 | |
| 5/17/99 | H* | W | 9-8 | |
| 4/14/00 | H* | L | 7-5 | |
| 4/15/00 | H* | W | 7-6 | |
| 4/16/00 | H* | W | 8-4 | |
| 5/19/00 | A* | W | 8-7 | |
| 5/20/00 | A* | L | 9-4 | |
| 5/21/00 | A* | W | 13-6 | |
| 4/7/06 | A* | W | 15-5 | |
| 4/8/06 | A* | W | 19-7 | |
| 4/9/06 | A* | W | 12-8 (12) | |
| 3/16/07 | A* | W | 7-3 | |
| 3/17/07 | A* | W | 9-5 | |
| 3/18/07 | A* | L | 10-9 | |
| 5/3/07 | H* | W | 11-0 | |
| 5/4/07 | H* | W | 3-2 | |
| 5/5/07 | H* | W | 7-3 | |
| 4/25/08 | H* | L | 7-4 | |
| 4/26/08 | H* | L | 5-3 | |
| 4/26/08 | H* | L | 11-5 | |
| 4/27/08 | H* | L | 14-4 | |
| 5/23/08 | N | W | 8-5 | WACL |
| 4/3/09 | A* | L | 7-6 | |
| 4/4/09 | A* | W | 18-13 | |
| 4/4/09 | A* | L | 10-7 | |
| 4/5/09 | A* | L | 15-5 | |
| 4/22/10 | H* | L | 11-4 | |
| 4/23/10 | H* | L | 4-2 | |
| 4/24/10 | H* | L | 9-3 | |
| 4/25/10 | H* | L | 3-0 | |
| 5/6/11 | A* | L | 8-7 | |
| 5/7/11 | A* | W | 15-8 | |
| 5/7/11 | A* | L | 11-9 | |
| 5/8/11 | A* | W | 19-11 | |
| 4/14/12 | H* | L | 16-4 | |
| 4/14/12 | H* | L | 6-1 | |
| 4/15/12 | H* | W | 10-7 | |
| 4/16/12 | H* | W | 8-7 | |
| 4/12/13 | A* | L | 5-4 | |
| 4/13/13 | A* | W | 16-4 | |
| 4/14/13 | A* | W | 6-4 | |
| 3/28/14 | A* | W | 8-2 | |
| 3/29/14 | A* | W | 11-0 | |
| 3/30/14 | A* | W | 20-6 | |
| 5/23/14 | N | W | 9-5 | WACM |
| 3/27/15 | H* | W | 8-7 | |
| 3/28/15 | H* | W | 1-0 | |
| 3/29/15 | H* | W | 10-0 | |
| 4/29/16 | A* | L | 14-4 | |
| 4/30/16 | A* | L | 6-2 | |
| 5/1/16 | A* | L | 13-6 | |
| 5/27/16 | N | L | 5-4 | WACM |
| 4/13/17 | H* | L | 8-4 | |
| 4/14/17 | H* | W | 2-1 (12) | |
| 4/15/17 | H* | L | 5-2 | |
| 3/29/18 | A* | L | 8-2 | |
| 3/30/18 | A* | W | 7-3 | |
| 3/31/18 | A* | W | 6-2 | |
| 5/24/18 | N | L | 2-0 | WACM |
| 5/26/18 | N | W | 4-3 (15) | WACM |
| 5/27/18 | N | L | 4-3 | WACM |
| 4/26/19 | H* | W | 4-3 | |
| 4/27/19 | H* | L | 12-4 | |
| 4/28/19 | H* | L | 3-2 | |
| 5/25/19 | N | W | 6-4 (10) | WACM |
| 4/9/21 | H* | W | 10-5 | |

| | | | | |
|---------|----|---|----------|------|
| 4/9/21 | H* | L | 10-2 | |
| 4/10/21 | H* | W | 9-6 | |
| 4/11/21 | H* | W | 4-0 | |
| 4/8/22 | A* | W | 6-5 | |
| 4/9/22 | A* | L | 10-9 | |
| 4/10/22 | A* | W | 14-6 | |
| 5/27/22 | N | L | 7-3 | WACM |
| 4/28/23 | A* | W | 6-5 (10) | |
| 4/29/23 | A* | L | 21-9 (7) | |
| 4/30/23 | A* | W | 16-10 | |

* denotes conference game
WACL - Western Athletic Conference Tournament (Ruston, La.)
WAC2 - Western Athletic Conference Tournament (Mesa, Ariz.)

NORTH DAKOTA

O: 8-2 | Df: 8-2

H: 6-0 | A: 1-2 | N: 1-0

| DATE | LOC | W/L/T | SCORE | NOTE |
|---------|-----|-------|----------|------|
| 5/15/14 | H* | W | 6-4 | |
| 5/16/14 | H* | W | 8-2 | |
| 5/17/14 | H* | W | 6-5 | |
| 4/24/15 | A* | W | 5-1 | |
| 4/25/15 | A* | L | 10-0 | |
| 4/26/15 | A* | L | 2-1 | |
| 5/22/15 | N | W | 10-2 | WACM |
| 3/25/16 | H* | W | 1-0 | |
| 3/26/16 | H* | W | 3-2 (11) | |
| 3/27/16 | H* | W | 4-3 | |

* denotes conference game
WACM - Western Athletic Conference Tournament (Mesa, Ariz.)

NORTH DAKOTA STATE

O: 9-2-1 | Df: 9-2-1

H: 9-2-1 | A: 0-0 | N: 0-0

| DATE | LOC | W/L/T | SCORE | NOTE |
|---------|-----|-------|-------|------|
| 2/24/05 | H | W | 3-0 | |
| 2/25/05 | H | W | 6-1 | |
| 2/26/05 | H | W | 8-1 | |
| 2/26/05 | H | T | 4-4 | |
| 2/23/06 | H | W | 7-5 | RCC |
| 2/16/19 | H | L | 9-1 | |
| 2/17/19 | H | W | 2-1 | |
| 2/17/19 | H | W | 8-3 | |
| 2/17/23 | H | W | 5-3 | |
| 2/18/23 | H | W | 8-6 | |
| 2/19/23 | H</ | | | |

SERIES GAME-BY-GAME

NORTHERN COLORADO

O: 24-10 | D1: 24-10
H: 16-2 | A: 5-8 | N: 3-0

| DATE | LOC | W/L/T | SCORE | NOTE |
|---------|-----|-------|-------|------|
| 5/14/04 | H | W | 12-11 | |
| 5/15/04 | H | W | 17-7 | |
| 5/16/04 | H | W | 9-8 | |
| 3/10/06 | H | L | 12-3 | |
| 3/11/06 | H | W | 5-2 | |
| 3/12/06 | H | W | 6-0 | |
| 5/11/07 | A | L | 11-9 | |
| 5/12/07 | A | W | 4-3 | |
| 5/13/07 | A | L | 10-5 | |
| 3/21/14 | H* | W | 9-2 | |
| 3/22/14 | H* | W | 16-1 | |
| 3/23/14 | H* | W | 3-1 | |
| 5/9/15 | H* | W | 9-3 | |
| 5/10/15 | H* | W | 7-1 | |
| 5/11/15 | H* | W | 9-3 | |
| 5/21/15 | N | W | 5-0 | WACM |
| 4/1/16 | H* | W | 8-5 | |
| 4/2/16 | H* | W | 5-1 | |
| 4/3/16 | H* | W | 6-3 | |
| 5/25/16 | N | W | 8-7 | WACM |
| 3/24/17 | A* | L | 7-5 | |
| 3/25/17 | A* | L | 9-5 | |
| 3/26/17 | A* | L | 8-7 | |
| 5/26/17 | N | W | 10-1 | |
| 4/13/18 | H* | W | 5-0 | |
| 4/14/18 | H* | L | 5-2 | |
| 4/15/18 | H* | W | 5-0 | |
| 5/3/19 | A* | L | 8-6 | |
| 5/4/19 | A* | W | 15-10 | |
| 5/5/19 | A* | W | 12-2 | |
| 4/23/21 | A* | W | 4-2 | |
| 4/24/21 | A* | L | 8-6 | |
| 4/24/21 | A* | W | 11-4 | |
| 4/25/21 | A* | L | 13-11 | |

* denotes conference game
WACM - Western Athletic Conference Tournament
(Mesa, Ariz.)

NORTHERN ILLINOIS

O: 4-0 | D1: 4-0
H: 4-0 | A: 0-0 | N: 0-0

| DATE | LOC | W/L/T | SCORE | NOTE |
|---------|-----|-------|-------|------|
| 2/18/22 | H | W | 11-7 | |
| 2/19/22 | H | W | 8-0 | |
| 2/19/22 | H | W | 2-0 | |
| 2/20/22 | H | W | 10-9 | |

NORTHERN KENTUCKY

O: 4-0 | D1: 4-0
H: 4-0 | A: 0-0 | N: 0-0

| DATE | LOC | W/L/T | SCORE | NOTE |
|---------|-----|-------|----------|------|
| 2/23/17 | H | W | 2-0 | |
| 2/24/17 | H | W | 6-5 (11) | |
| 2/25/17 | H | W | 10-0 | |
| 2/26/17 | H | W | 12-11 | |

NORTHWESTERN STATE

O: 1-0 | D1: 1-0
H: 0-0 | A: 1-0 | N: 0-0

| DATE | LOC | W/L/T | SCORE | NOTE |
|---------|-----|-------|-------|------|
| 2/24/16 | A | W | 4-2 | |

NOTRE DAME

O: 0-1 | D1: 0-1
H: 0-0 | A: 0-1 | N: 0-0

| DATE | LOC | W/L/T | SCORE | NOTE |
|---------|-----|-------|-------|------|
| 4/29/15 | A | L | 2-0 | |

OMAHA

O: 0-1
H: 0-0 | A: 0-0 | N: 0-1

| DATE | LOC | W/L/T | SCORE | NOTE |
|--------|-----|-------|-------|------|
| 6/6/61 | N | L | 2-1 | NCWS |

NCWS - NAIA College World Series (Sioux City, Iowa)

OREGON

O: 6-3 | D1: 1-1
H: 5-2 | A: 1-1 | N: 0-0

| DATE | LOC | W/L/T | SCORE | NOTE |
|---------|-----|-------|---------|------|
| 3/29/58 | H | | unknown | |
| 3/20/67 | H | W | 7-0 | |
| 3/16/74 | H | W | 3-1 | |
| 3/16/74 | H | W | 6-5 | |
| 3/18/78 | H | W | 8-3 | |
| 3/19/79 | H | L | 21-1 | |
| 3/18/80 | H | W | 4-3 | |
| 3/24/81 | H | L | 6-4 | |
| 3/24/09 | A | W | 10-5 | |
| 3/25/09 | A | L | 6-4 | |

OREGON STATE

O: 15-22 | D1: 9-15
H: 12-17 | A: 2-3 | N: 1-2

| DATE | LOC | W/L/T | SCORE | NOTE |
|---------|-----|-------|----------|------|
| 3/25/61 | H | W | 8-7 (10) | |
| 3/18/68 | H | L | 5-2 | |
| 3/23/74 | H | L | 9-5 | |
| 1978 | H | L | 19-0 | |
| 3/25/79 | H | L | 9-2 | |
| 3/10/84 | N | L | 4-1 | |
| 3/2/86 | H | W | 4-3 | |
| 3/2/86 | H | L | 1-0 | |
| 3/7/87 | A | W | 13-12 | |
| 3/7/87 | A | W | 6-5 | |
| 3/20/88 | H | W | 10-9 | |
| 2/26/89 | H | W | 7-3 | |
| 2/27/89 | H | L | 5-4 | |
| 2/26/90 | H | W | 6-2 | |
| 3/19/91 | H | W | 8-6 | |
| 3/21/92 | H | L | 14-6 | |
| 3/22/92 | H | W | 4-3 | |
| 3/23/92 | H | W | 6-3 | |
| 2/27/93 | H | L | 8-6 | |
| 2/28/93 | H | W | 10-9 | |
| 3/20/93 | N | L | 7-1 | |
| 3/4/94 | H | L | 5-0 | |
| 3/5/94 | H | W | 9-8 | |
| 2/15/97 | H | W | 2-0 | |
| 2/15/97 | H | L | 18-6 | |
| 2/16/97 | H | L | 8-5 | |
| 2/28/04 | N | W | 10-3 | RBI |
| 4/16/04 | H | L | 7-2 | |
| 4/17/04 | H | L | 9-1 | |
| 4/18/04 | H | L | 12-6 | |
| 3/18/05 | A | L | 8-2 | |
| 3/18/05 | A | L | 7-4 | |
| 3/19/05 | A | L | 9-3 | |
| 2/25/06 | H | L | 8-3 | RCC |
| 2/25/07 | H | L | 18-5 | RCC |
| 4/21/14 | H | W | 7-6 | RF |
| 4/22/14 | H | L | 8-1 | |

RBI - Riverside Baseball Invitational (Riverside, Calif.)
RCC - River City Classic (Sacramento, Calif.)
RF - Game Played at Raley Field (W. Sacramento, Calif.)

OREGON TECH

O: 15-2 | D1: 2-0
H: 10-2 | A: 4-0 | N: 1-0

| DATE | LOC | W/L/T | SCORE | NOTE |
|---------|-----|-------|-------|------|
| 3/9/84 | A | W | 11-3 | |
| 3/9/84 | A | W | 8-0 | |
| 3/11/84 | N | W | 14-13 | |
| 4/16/86 | H | W | 7-2 | |
| 4/16/86 | H | L | 3-2 | |
| 3/8/87 | A | W | 16-4 | |
| 3/8/87 | A | W | 12-1 | |
| 3/11/88 | H | W | 15-1 | |
| 3/11/88 | H | W | 7-0 | |
| 3/12/88 | H | W | 10-2 | |
| 3/12/88 | H | W | 14-1 | |
| 4/1/89 | H | L | 5-1 | |
| 4/1/89 | H | W | 7-3 | |
| 4/2/89 | H | W | 8-1 | |
| 4/2/89 | H | W | 9-4 | |
| 2/2/03 | H | W | 9-1 | |
| 2/3/03 | H | W | 11-3 | |

PACIFIC

O: 98-80-1 | D1: 47-38
H: 57-35-1 | A: 39-43 | N: 0-0

| DATE | LOC | W/L/T | SCORE | NOTE |
|---------|-----|-------|-----------|------|
| 3/15/50 | A | L | 9-7 | |
| 1950 | H | W | 8-1 | |
| 3/13/51 | H | W | 12-11 | |
| 3/13/51 | H | L | 10-3 | |
| 4/17/51 | A | W | 3-1 | |
| 3/20/52 | A | W | 2-0 | |
| 3/20/52 | A | W | 6-5 | |
| 4/1/52 | H | L | 14-9 | |
| 4/1/52 | H | L | 3-0 | |
| 4/14/53 | H | W | 5-2 | |
| 5/2/53 | A | W | 10-2 | |
| 5/2/53 | A | W | 22-10 | |
| 4/20/54 | H | W | 10-8 | |
| 4/20/54 | H | W | 7-5 | |
| 3/21/55 | H | T | 10-10 | |
| 4/27/55 | A | W | 12-10 | |
| 3/9/56 | A | W | 7-0 | |
| 4/14/56 | H | | unknown | |
| 4/14/56 | H | | unknown | |
| 3/23/57 | H | W | 3-2 | |
| 3/23/57 | H | W | 5-3 | |
| 4/9/57 | A | W | 13-1 | |
| 3/8/58 | H | W | 6-1 | |
| 3/8/58 | H | W | 6-0 | |
| 3/28/58 | A | | unknown | |
| 3/28/58 | A | | unknown | |
| 3/7/59 | A | L | 2-1 | |
| 3/7/59 | A | W | 16-5 | |
| 3/10/59 | H | W | 7-0 | |
| 2/26/60 | H | W | 6-5 | |
| 2/26/60 | H | W | 7-5 | |
| 3/4/61 | H | L | 6-1 | |
| 3/4/61 | H | L | 4-3 | |
| 3/11/61 | A | L | 2-0 | |
| 3/11/61 | A | L | 3-2 | |
| 4/3/62 | H | W | 5-1 | |
| 4/30/62 | A | W | 3-2 | |
| 3/18/63 | - | L | 4-0 | |
| 4/16/63 | - | L | 7-1 | |
| 4/16/63 | - | W | 3-1 | |
| 3/17/64 | A | W | 8-0 | |
| 1964 | H | W | 4-0 | |
| 4/28/65 | A | W | 7-2 | |
| 5/5/65 | H | W | 6-1 | |
| 3/22/66 | H | W | 10-4 | |
| 4/20/66 | A | L | 4-1 | |
| 3/1/67 | H | W | 5-3 | |
| 4/27/67 | A | L | 10-4 | |
| 3/19/68 | H | W | 7-1 | |
| 4/2/68 | A | L | 3-1 | |
| 3/18/69 | H | L | 7-4 | |
| 4/22/69 | A | L | 1-0 | |
| 3/16/70 | H | W | 3-1 | |
| 4/20/70 | A | L | 11-9 | |
| 3/16/71 | H | L | 15-10 | |
| 4/22/71 | A | L | 6-3 | |
| 2/29/72 | H | L | 4-2 | |
| 1972 | A | L | 3-1 | |
| 3/27/73 | H | L | 11-3 (10) | |
| 4/24/73 | A | W | 9-7 | |
| 3/15/74 | H | L | 4-2 | |
| 5/8/74 | A | L | 7-1 | |
| 2/28/75 | A | L | 11-4 | |
| 3/19/75 | H | L | 4-3 | |
| 3/19/75 | H | W | 4-3 | |
| 4/29/75 | H | W | 6-5 | |
| 3/4/76 | H | L | 6-3 | |
| 4/28/76 | A | L | 4-1 | |
| 3/1/77 | H | L | 3-1 | |
| 4/23/77 | - | W | 4-0 | |
| 3/7/78 | H | L | 9-4 | |
| 1978 | A | L | 9-0 | |
| 2/6/79 | A | L | 9-6 | |
| 4/25/79 | H | W | 3-1 | |
| 2/12/80 | H | L | 7-4 | |
| 4/15/80 | A | W | 4-2 | |
| 2/10/81 | H | L | 13-5 | |
| 4/21/81 | A | L | 3-0 | |
| 3/9/82 | H | L | 3-1 | |
| 2/22/83 | A | W | 9-3 | |
| 2/7/84 | H | L | 12-5 | |
| 3/19/85 | H | W | 10-2 | |
| 4/16/85 | A | L | 6-5 | |
| 4/16/85 | A | W | 7-4 | |
| 3/14/86 | A | L | 6-4 | |
| 3/15/86 | H | W | 17-5 | |
| 3/15/86 | H | W | 3-1 | |
| 3/21/87 | H | W | 10-4 | |
| 3/22/87 | A | L | 7-3 | |
| 3/22/87 | A | L | 5-3 | |
| 3/24/88 | H | W | 8-7 | |

| | | | | |
|---------|----|---|-----------|--|
| 3/25/88 | A | W | 5-3 | |
| 3/25/88 | A | L | 3-2 | |
| 4/27/88 | H | W | 9-4 | |
| 3/17/89 | A | W | 4-0 | |
| 3/19/89 | A | W | 10-1 | |
| 5/3/89 | H | W | 10-9 | |
| 5/8/89 | H | W | 3-0 | |
| 3/9/90 | H | W | 5-4 | |
| 4/5/90 | A | W | 2-1 | |
| 4/6/90 | A | L | 2-1 | |
| 5/1/90 | H | W | 7-1 | |
| 2/13/91 | A | W | 2-0 | |
| 3/16/91 | H | W | 11-7 | |
| 3/16/91 | H | W | 6-2 | |
| 4/22/92 | H | W | 6-4 | |
| 5/8/92 | A | W | 7-4 | |
| 5/15/92 | A | W | 6-1 | |
| 4/13/93 | H | L | 8-3 | |
| 4/27/93 | A | W | 8-7 | |
| 4/27/94 | A | L | 11-10 | |
| 5/4/94 | H | L | 10-9 | |
| 5/2/95 | H | L | 3-1 | |
| 5/7/96 | A | W | 10-7 (10) | |
| 3/7/97 | A* | L | 6-0 | |
| 3/8/97 | H* | W | 6-5 | |
| 3/9/97 | A* | L | 20-3 | |
| 4/11/97 | H* | L | 3-2 (10) | |
| 4/12/97 | A* | L | 9-5 | |
| 4/13/97 | H* | W | 7-6 | |
| 3/6/98 | H* | W | 10-2 | |
| 3/7/98 | A* | L | 17-4 | |
| 3/8/98 | H* | L | 6-2 | |
| 4/24/98 | A* | L | 13-10 | |
| 4/25/98 | H* | W | 23-9 | |
| 4/26/98 | A* | W | 16-3 | |
| 4/16/99 | H* | L | 5-1 | |
| 4/17/99 | H* | W | 4-3 | |
| 4/18/99 | H* | L | 8-6 | |
| 4/28/00 | A* | W | 9-1 | |
| 4/29/00 | A* | L | 6-2 | |
| 4/30/00 | A* | W | 8-3 | |
| 5/17/01 | A* | L | 6-2 | |
| 5/18/01 | A* | L | 7-2 | |
| 5/19/01 | A* | W | 5-2 | |
| 5/24/02 | H* | L | 10-3 | |
| 5/25/02 | H* | W | 6-1 | |
| 5/26/02 | H* | W | 8-5 | |
| 2/4/03 | H | W | 5-4 | |
| 3/28/03 | A | L | 5-4 | |
| 3/29/03 | H | W | 7-5 | |
| 3/30/03 | A | W | 5-0 | |
| | | | | |

SERIES GAME-BY-GAME

PACIFIC (ORE.)

O: 8-3
H: 8-3 | A: 0-0 | N: 0-0

| DATE | LOC | W/L/T | SCORE | NOTE |
|---------|-----|-------|-------|------|
| 3/21/72 | H | L | 4-3 | |
| 3/21/72 | H | W | 3-2 | |
| 3/20/73 | H | L | 6-5 | |
| 3/20/73 | H | W | 5-3 | |
| 3/20/74 | H | W | 5-1 | |
| 3/20/74 | H | W | 4-3 | |
| 3/21/74 | H | L | 6-3 | |
| 3/21/74 | H | W | 11-5 | |
| 3/17/76 | H | W | 10-2 | |
| 3/19/76 | H | W | 7-6 | |
| 3/19/76 | H | W | 3-0 | |

PARKS AFB

O: 3-0
H: 2-0 | A: 1-0 | N: 0-0

| DATE | LOC | W/L/T | SCORE | NOTE |
|---------|-----|-------|---------|------|
| 4/11/53 | H | W | 17-0 | |
| 4/11/53 | H | W | 15-3 | |
| 4/25/53 | A | W | unknown | |

PASADENA COLLEGE

O: 2-1
H: 2-1 | A: 0-0 | N: 0-0

| DATE | LOC | W/L/T | SCORE | NOTE |
|---------|-----|-------|-------|------|
| 4/9/63 | H | W | 9-0 | |
| 4/9/63 | H | L | 7-3 | |
| 3/23/64 | H | W | 8-3 | |

PENN STATE

O: 1-2 | D1: 1-2
H: 1-2 | A: 0-0 | N: 0-0

| DATE | LOC | W/L/T | SCORE | NOTE |
|---------|-----|-------|-------|------|
| 3/9/17 | H | L | 4-2 | |
| 3/10/17 | H | W | 11-3 | |
| 3/11/17 | H | L | 6-1 | |

PEPPERDINE

O: 6-6 | D1: 2-1
H: 1-0 | A: 5-5 | N: 0-1

| DATE | LOC | W/L/T | SCORE | NOTE |
|---------|-----|-------|-------|------|
| 5/22/65 | N | L | 6-2 | PACR |
| 2/12/82 | A | L | 11-1 | |
| 4/28/85 | A | W | 3-0 | |
| 4/5/86 | A | W | 2-1 | |
| 4/5/86 | A | W | 6-5 | |
| 3/28/87 | H | W | 4-2 | |
| 3/29/87 | A | L | 10-6 | |
| 4/24/88 | A | L | 4-3 | |
| 4/24/88 | A | L | 5-3 | |
| 2/13/98 | A | W | 6-5 | |
| 2/15/98 | A | W | 7-3 | |
| 2/15/98 | A | L | 11-1 | |

PACR - NCAA Pacific Coast College Division Regionals (Reno, Nev.)

PORTLAND

O: 7-2 | D1: 7-2
H: 7-2 | A: 0-0 | N: 0-0

| DATE | LOC | W/L/T | SCORE | NOTE |
|---------|-----|-------|-------|------|
| 3/11/90 | H | W | 7-1 | |
| 3/4/94 | H | W | 6-5 | |
| 3/6/94 | H | W | 12-4 | |
| 2/24/06 | H | W | 7-5 | RCC |
| 3/7/08 | H | L | 4-2 | RCC |
| 2/20/15 | H | W | 3-2 | |
| 2/21/15 | H | W | 7-2 | |
| 2/21/15 | H | W | 12-2 | |
| 2/22/15 | H | L | 2-0 | |

RCC - River City Classic (Sacramento, Calif.)

PORTLAND STATE

O: 3-4 | D1: 0-1
H: 3-3 | A: 0-0 | N: 0-1

| DATE | LOC | W/L/T | SCORE | NOTE |
|---------|-----|-------|-------|------|
| 3/20/68 | H | W | 10-8 | |
| 3/20/68 | H | L | 6-2 | |
| 3/25/77 | H | W | 13-6 | |
| 3/25/77 | H | W | 6-5 | |
| 1978 | H | L | 19-6 | |
| 1978 | H | L | 11-4 | |
| 3/25/91 | N | L | 5-2 | RAIN |

RAIN - Rainbow Easter Tournament (Honolulu, Hawaii')

PUGET SOUND

O: 1-3
H: 0-2 | A: 0-0 | N: 1-1

| DATE | LOC | W/L/T | SCORE | NOTE |
|---------|-----|-------|-------|------|
| 5/21/69 | H | L | 12-7 | PACS |
| 5/24/74 | N | L | 5-1 | D2RT |
| 5/25/74 | N | W | 6-3 | D2RT |
| 3/17/78 | H | L | 6-3 | |

PACS - NCAA Pacific Coast College Division Regionals (Sacramento, Calif.)
D2RT - NCAA Div. II Regionals (Tacoma, Wash.)

REDLANDS

O: 1-0
H: 0-0 | A: 0-0 | N: 1-0

| DATE | LOC | W/L/T | SCORE | NOTE |
|---------|-----|-------|-------|------|
| 5/20/61 | N | W | 8-2 | ND3 |

ND3 - NAIA District 3 Playoffs (Claremont, Calif.)

REPRESA EAGLES

O: 0-1
H: 0-0 | A: 0-0 | N: 0-1

| DATE | LOC | W/L/T | SCORE | NOTE |
|--------|-----|-------|-------|------|
| 4/4/54 | N | L | 10-7 | |

RHODE ISLAND

O: 1-0 | D1: 1-0
H: 1-0 | A: 0-0 | N: 0-0

| DATE | LOC | W/L/T | SCORE | NOTE |
|--------|-----|-------|-------|------|
| 3/8/97 | H | W | 31-3 | |

RIDER

O: 3-0 | D1: 3-0
H: 3-0 | A: 0-0 | N: 0-0

| DATE | LOC | W/L/T | SCORE | NOTE |
|---------|-----|-------|-------|------|
| 3/15/19 | H | W | 5-4 | |
| 3/16/19 | H | W | 6-3 | |
| 3/17/19 | H | W | 7-0 | |

SACRAMENTO P.D.

O: 1-0
H: 1-0 | A: 0-0 | N: 0-0

| DATE | LOC | W/L/T | SCORE | NOTE |
|---------|-----|-------|-------|------|
| 5/17/50 | H | W | 6-0 | |

SAINT MARY'S

O: 64-60-2 | D1: 39-39-1
H: 36-34-1 | A: 25-23-1 | N: 0-0

| DATE | LOC | W/L/T | SCORE | NOTE |
|---------|-----|-------|---------|------|
| 1950 | A | L | 9-2 | |
| 4/23/55 | A | | unknown | |
| 4/30/55 | H | | unknown | |
| 3/15/56 | A | W | 12-2 | |
| 4/18/56 | H | W | 6-0 | |
| 3/20/57 | - | W | 8-5 | |
| 5/7/57 | H | W | 7-1 | |
| 4/14/59 | A | | unknown | |
| 4/28/59 | H | W | 5-4 | |
| 4/2/60 | A | W | 4-3 | |
| 4/2/60 | A | W | 8-0 | |
| 1960 | H | W | 6-1 | |
| 4/30/63 | - | W | 7-4 | |
| 4/13/64 | A | W | 7-0 | |
| 4/13/64 | A | L | 5-3 | |
| 1964 | H | W | 8-1 | |
| 3/26/69 | H | W | 4-2 | |
| 5/6/69 | A | W | 12-3 | |
| 4/16/74 | H | L | 8-7 | |
| 4/29/74 | A | L | 9-2 | |
| 3/15/75 | A | L | 3-2 | |

| | | | | |
|---------|---|---|----------|-----|
| 3/15/75 | A | T | 1-1 | |
| 4/1/75 | H | L | 5-2 | |
| 3/13/76 | H | L | 13-0 | |
| 3/13/76 | H | L | 5-0 | |
| 3/23/76 | A | L | 7-4 | |
| 2/22/77 | - | L | 9-3 | |
| 3/29/77 | - | L | 15-3 | |
| 2/17/79 | A | W | 4-1 | |
| 2/17/79 | A | L | 9-8 | |
| 3/4/80 | H | L | 4-1 | |
| 3/3/81 | H | L | 9-1 | |
| 2/15/83 | H | L | 10-9 | |
| 1983 | - | L | 2-0 | |
| 3/6/84 | A | L | 5-3 | |
| 5/1/85 | - | W | 12-4 | |
| 4/18/86 | A | W | 7-0 | |
| 4/19/86 | H | W | 6-5 | |
| 4/19/86 | H | L | 4-3 | |
| 4/11/87 | A | W | 9-6 | |
| 4/12/87 | H | W | 6-4 | |
| 4/12/87 | H | W | 5-4 | |
| 3/1/88 | A | W | 8-7 | |
| 4/30/88 | H | W | 5-4 | |
| 4/30/88 | H | W | 4-3 | |
| 5/1/88 | A | W | 10-2 | |
| 2/7/89 | H | L | 1-0 | |
| 4/29/89 | A | L | 4-1 | |
| 4/29/89 | A | W | 3-1 (11) | |
| 4/30/89 | H | L | 8-0 | |
| 5/5/90 | A | W | 7-0 | |
| 5/5/90 | A | W | 13-5 | |
| 5/6/90 | H | L | 8-2 | |
| 5/6/90 | H | L | 5-4 | |
| 2/21/91 | H | L | 15-9 | |
| 2/26/91 | A | W | 17-5 | |
| 4/14/91 | H | W | 16-5 | |
| 5/8/91 | A | W | 15-12 | |
| 5/13/91 | H | L | 11-6 | |
| 2/25/92 | A | W | 11-10 | |
| 4/18/92 | H | W | 10-5 | |
| 4/18/92 | H | L | 2-1 | |
| 2/13/93 | A | L | 7-2 | |
| 2/13/93 | A | W | 19-8 | |
| 2/14/93 | H | L | 4-3 | |
| 4/20/93 | H | W | 8-5 | |
| 2/25/94 | H | W | 10-1 | |
| 2/27/94 | A | L | 10-4 | |
| 3/28/94 | A | L | 12-5 | |
| 2/2/95 | H | L | 2-1 | |
| 2/4/95 | H | W | 10-5 | |
| 2/14/95 | A | L | 7-3 | |
| 2/24/96 | H | W | 8-0 | |
| 3/19/96 | A | W | 4-2 | |
| 3/1/97 | H | L | 12-7 | |
| 3/1/97 | H | W | 7-3 | |
| 3/4/97 | A | L | 5-2 | |
| 2/28/98 | H | W | 2-1 | |
| 2/28/98 | H | W | 5-4 | |
| 3/1/98 | H | L | 17-13 | |
| 2/27/99 | H | W | 9-6 | |
| 2/27/99 | H | W | 7-1 | |
| 2/28/99 | H | L | 21-4 | |
| 3/4/00 | H | W | 9-8 (11) | |
| 3/4/00 | H | L | 9-6 | |
| 2/3/01 | H | L | 4-3 | |
| 2/23/01 | H | W | 5-3 | |
| 2/28/01 | A | W | 3-2 (10) | |
| 2/15/02 | A | L | 4-3 | |
| 2/16/02 | H | W | 7-6 | |
| 2/17/02 | H | L | 11-1 | |
| 2/6/03 | A | L | 3-2 | |
| 2/21/03 | H | W | 5-3 | |
| 2/22/03 | A | L | 5-4 | |
| 2/23/03 | H | L | 7-3 | |
| 2/13/04 | H | W | 13-5 | |
| 2/14/04 | A | L | 3-2 | |
| 2/15/04 | H | W | 7-4 | |
| 2/19/04 | H | W | 8-2 | RCC |
| 2/11/05 | H | L | 6-2 | RCC |
| 2/19/05 | H | L | 8-1 | |
| 3/15/05 | A | L | 7-6 | |
| 5/11/05 | H | L | 10-2 | |
| 2/7/06 | A | L | 9-3 | |
| 2/17/06 | H | W | 6-4 | |
| 2/18/06 | A | W | 13-1 | |
| 2/19/06 | H | W | 11-6 | |
| 2/24/07 | H | L | 14-4 | RCC |
| 4/25/07 | H | L | 7-6 | |
| 3/7/09 | A | L | 7-6 | |
| 3/7/09 | A | L | 10-2 | |
| 3/8/09 | H | W | 14-2 | |
| 3/10/09 | H | W | 5-3 | |
| 3/9/10 | H | L | 8-6 | |
| 3/10/10 | H | T | 4-4 | |
| 3/23/10 | A | L | 5-4 | |
| 2/22/11 | H | L | 2-1 (11) | |

| | | | | |
|---------|---|---|----------|--|
| 4/25/11 | A | W | 5-4 | |
| 2/20/12 | H | L | 7-2 | |
| 5/8/12 | H | W | 2-1 (10) | |
| 3/12/13 | A | W | 10-0 | |
| 3/19/13 | A | W | 9-7 | |
| 4/23/13 | H | W | 3-0 | |
| 4/2/18 | H | W | 10-3 | |
| 4/3/18 | A | W | 4-2 | |
| 3/5/19 | A | L | 10-1 | |
| 5/14/19 | H | L | 6-3 | |
| 3/8/22 | H | L | 8-2 | |
| 4/26/22 | A | W | 8-6 | |

RCC - River City Classic (Sacramento, Calif.)

ST. THOMAS

O: 2-0 | D1: 2-0
H: 2-0 | A: 0-0 | N: 0-0

| DATE | LOC | W/L/T | SCORE | NOTE |
|---------|-----|-------|-------|------|
| 2/25/23 | H | W | 2-0 | |
| 2/25/23 | H | W | 10-1 | |

SAMFORD

O: 4-1 | D1: 4-1
H: 2-1 | A: 0-0 | N: 2-0

| DATE | LOC | W/L/T | SCORE | NOTE |
|---------|-----|-------|----------|------|
| 4/10/90 | N | W | 12-11 | |
| 3/12/91 | H | W | 9-2 | |
| 3/13/91 | N | W | 3-2 | |
| 3/14/91 | H | W | 6-2 | |
| 3/15/91 | H | L | 6-5 (13) | |

SAM HOUSTON STATE

O: 2-0 | D1: 1-0
H: 0-0 | A: 0-0 | N: 2-0

| DATE | LOC | W/L/T | SCORE | NOTE |
|---------|-----|-------|-------|------|
| 6/8/61 | N | W | 13-1 | NCWS |
| 5/26/22 | N | W | 3-2 | WACM |

NCWS - NAIA College World Series (Sioux City, Iowa)
WACM - Western Athletic Conference Tournament (Mesa, Ariz.)

SAN DIEGO

O: 6-8 | D1: 5-6
H: 2-1 | A: 4-7 | N: 0-0

| DATE | LOC | W/L/T | SCORE | NOTE |
|---------|-----|-------|-------|------|
| 4/17/84 | H | L | 8-3 | |
| 1987 | A | W | 4-3 | |
| 1987 | A | L | 9-4 | |
| 3/31/90 | H | W | 7-1 | |
| 3/31/90 | H | W | 11-10 | |
| 2/12/99 | A | L | | |

SERIES GAME-BY-GAME



| | | | |
|---------|----|---|----------|
| 3/9/96 | A* | L | 7-6 |
| 3/10/96 | A* | L | 5-3 |
| 4/12/96 | H* | L | 9-1 |
| 4/13/96 | H* | W | 4-3 (10) |
| 4/14/96 | H* | L | 5-4 |
| 1/30/04 | A | W | 6-5 |
| 1/31/04 | A | W | 10-8 |
| 2/1/04 | A | L | 11-7 |

* denotes conference game

SAN FRANCISCO

O: 64-71-1 | D1: 32-40
H: 36-35-1 | A: 26-35 | N: 0-0

| DATE | LOC | W/L/T | SCORE | NOTE |
|---------|-----|---------|----------|------|
| 1952 | - | W | unknown | |
| 3/10/62 | A | L | 2-0 | |
| 3/10/62 | A | W | 6-4 | |
| 3/31/64 | H | W | 6-3 | |
| 3/31/64 | H | W | 3-1 | |
| 3/19/65 | A | L | 5-2 | |
| 3/19/65 | A | L | 2-0 | |
| 4/6/65 | H | W | 8-2 | |
| 4/6/65 | H | W | 2-0 | |
| 3/5/66 | H | L | 3-0 | |
| 3/5/66 | H | T | 1-1 | |
| 4/12/66 | H | W | 4-1 | |
| 4/12/66 | H | L | 7-0 | |
| 3/18/67 | A | L | 6-5 | |
| 3/18/67 | A | L | 6-1 | |
| 3/28/67 | H | L | 3-1 | |
| 3/28/67 | H | L | 6-4 | |
| 3/26/68 | A | L | 10-6 | |
| 3/26/68 | A | L | 8-5 | |
| 4/23/68 | H | L | 8-3 | |
| 4/23/68 | H | L | 3-1 | |
| 3/25/69 | A | W | 6-4 | |
| 3/25/69 | A | L | 5-2 | |
| 4/29/69 | H | W | 8-5 | |
| 4/29/69 | H | L | 2-1 | |
| 3/10/70 | A | W | 4-3 (10) | |
| 3/10/70 | A | L | 4-2 | |
| 5/5/70 | H | L | 7-6 | |
| 5/5/70 | H | W | 7-6 | |
| 3/2/71 | H | L | 8-4 | |
| 3/2/71 | H | L | 3-1 | |
| 5/4/71 | A | L | 11-1 | |
| 5/4/71 | A | W | 6-5 | |
| 3/10/72 | H | W | 10-5 | |
| 3/10/72 | H | W | 9-3 | |
| 1972 | A | W | 7-4 | |
| 1972 | A | L | 17-8 | |
| 3/7/73 | A | L | 4-1 | |
| 3/7/73 | A | L | 7-4 | |
| 4/10/73 | H | L | 11-2 | |
| 5/7/74 | H | L | 6-4 | |
| 5/7/74 | H | W | 5-4 | |
| 3/1/75 | H | W | 5-2 | |
| 4/7/75 | A | unknown | | |
| 3/12/76 | H | W | 8-2 | |
| 1976 | A | L | 6-2 | |
| 1976 | A | W | 4-1 | |
| 2/15/78 | - | W | 9-5 | |
| 1978 | - | L | 7-3 | |
| 2/26/80 | H | W | 7-0 | |
| 2/17/81 | A | L | 14-10 | |
| 3/2/82 | H | W | 8-6 | |
| 1983 | A | W | 17-3 | |
| 2/1/84 | H | W | 9-8 | |
| 2/21/84 | A | W | 13-11 | |
| 2/26/85 | A | W | 9-5 | |
| 4/9/85 | H | W | 15-12 | |
| 3/12/86 | H | L | 7-6 | |
| 3/18/86 | A | W | 6-2 | |
| 2/17/87 | H | W | 7-2 | |
| 2/24/87 | A | W | 7-2 | |
| 4/15/88 | A | L | 8-6 | |
| 4/16/88 | H | W | 13-9 | |
| 4/14/89 | H | L | 9-3 | |
| 4/15/89 | A | W | 6-0 | |
| 3/24/90 | H | W | 8-2 | |
| 3/24/90 | H | L | 11-5 | |
| 4/2/90 | A | L | 5-3 | |
| 4/19/91 | H | W | 7-4 | |
| 4/21/91 | A | W | 11-6 | |
| 5/1/91 | A | L | 7-5 | |
| 3/25/92 | A | W | 9-2 | |
| 4/7/92 | H | W | 11-6 | |
| 3/9/93 | A | W | 17-3 | |
| 4/14/93 | H | W | 4-2 | |
| 4/13/94 | A | W | 8-3 | |
| 4/19/94 | H | L | 9-8 | |
| 2/3/96 | H | L | 9-4 | |
| 2/1/97 | A | L | 10-5 | |
| 2/1/97 | A | W | 9-6 | |

| | | | |
|---------|---|---|------------|
| 2/2/97 | H | W | 4-3 |
| 1/30/98 | H | W | 12-11 |
| 3/17/98 | A | W | 10-9 |
| 1/29/99 | H | L | 12-0 |
| 1/31/99 | A | W | 11-10 (10) |
| 4/11/00 | A | L | 24-4 |
| 5/9/00 | H | W | 10-3 |
| 2/2/01 | H | W | 4-3 |
| 2/14/01 | H | L | 9-1 |
| 3/1/02 | A | L | 8-7 (12) |
| 3/2/02 | A | L | 3-2 |
| 3/3/02 | H | W | 9-3 |
| 5/16/03 | H | W | 3-0 |
| 5/17/03 | H | L | 10-3 |
| 5/18/03 | H | W | 5-4 |
| 2/4/04 | H | W | 5-4 |
| 2/21/04 | H | W | 7-6 |
| 5/4/04 | H | W | 8-6 |
| 2/12/05 | H | L | 12-1 |
| 4/19/05 | A | L | 9-3 |
| 2/10/06 | A | L | 11-5 |
| 2/11/06 | A | L | 10-5 |
| 2/12/06 | A | W | 6-2 |
| 2/26/06 | H | L | 6-2 |
| 3/15/06 | H | L | 4-2 |
| 2/11/07 | A | L | 8-4 |
| 2/23/07 | H | L | 9-0 |
| 3/21/07 | H | L | 6-4 |
| 3/26/07 | H | L | 6-1 |
| 4/10/07 | A | L | 8-1 |
| 2/26/08 | H | L | 12-4 |
| 4/22/08 | A | L | 9-8 |
| 3/17/09 | A | W | 6-5 (11) |
| 4/14/09 | H | L | 12-7 |
| 4/7/10 | A | L | 5-4 (11) |
| 3/8/11 | A | L | 3-2 |
| 3/28/12 | A | W | 3-1 |
| 5/1/12 | H | L | 10-1 |
| 4/3/13 | H | L | 8-4 |
| 4/24/13 | A | W | 7-2 |
| 3/1/14 | H | L | 9-1 |
| 3/2/14 | A | W | 6-2 |
| 3/2/14 | A | L | 9-5 |
| 4/2/14 | H | W | 8-4 |
| 3/22/16 | H | W | 6-5 (10) |
| 4/17/17 | H | W | 9-5 |
| 4/18/17 | H | L | 14-6 |
| 2/23/18 | H | L | 2-0 (11) |
| 2/24/18 | A | L | 8-2 |
| 4/30/19 | A | L | 3-2 |
| 3/10/20 | A | L | 12-4 |
| 5/14/21 | A | W | 2-1 |
| 5/15/21 | H | W | 7-6 |
| 5/15/21 | H | L | 8-0 |
| 5/16/21 | A | W | 4-0 |
| 3/15/22 | A | L | 6-5 (11) |
| 5/3/22 | H | L | 4-2 |

RCC - River City Classic (Sacramento, Calif.)

RF - Game Played at Raley Field (W. Sacramento, Calif.)

SAN FRANCISCO STATE

O: 73-56 | D1: 8-2
H: 45-20 | A: 25-29 | N: 0-2

| DATE | LOC | W/L/T | SCORE | NOTE |
|---------|-----|-------|----------|------|
| 4/1/50 | H | W | 8-5 | |
| 4/1/50 | H | W | 7-5 | |
| 1950 | - | L | 4-3 | |
| 1950 | - | L | 4-3 | |
| 3/17/51 | H | W | 8-4 | |
| 3/17/51 | H | L | 9-2 | |
| 5/2/51 | A | L | 5-3 | |
| 5/2/51 | A | W | 2-1 | |
| 4/3/54 | A* | W | 7-3 | |
| 4/10/54 | H* | W | 4-3 | |
| 4/16/55 | A* | W | 4-2 | |
| 4/16/55 | A* | L | 9-5 | |
| 5/5/56 | H* | W | 7-2 | |
| 5/5/56 | H* | W | 11-9 | |
| 4/6/57 | A* | W | 7-4 | |
| 4/6/57 | A* | W | 10-5 | |
| 4/25/58 | H* | W | 7-3 | |
| 4/25/58 | H* | L | 5-1 | |
| 5/20/59 | A* | W | 5-2 | |
| 5/20/59 | A* | W | 4-1 | |
| 4/21/60 | H | W | 5-3 | |
| 5/27/60 | -* | W | 2-1 (10) | |
| 5/13/61 | A* | W | 4-2 | |
| 5/13/61 | A* | L | 5-3 | |
| 5/5/62 | H* | L | 2-0 | |
| 5/5/62 | H* | L | 5-4 | |
| 4/27/63 | -* | L | 6-5 | |
| 4/27/63 | -* | W | 5-3 | |
| 4/4/64 | A | W | 6-3 | |
| 4/4/64 | A | W | 3-1 | |

| | | | | |
|---------|----|---|------------|------|
| 4/25/64 | H* | W | 3-2 | |
| 4/25/64 | H* | W | 12-4 | |
| 5/11/65 | A* | L | 4-2 | |
| 5/11/65 | A* | W | 3-0 | |
| 4/16/66 | H* | W | 2-1 | |
| 4/16/66 | H* | W | 4-3 | |
| 4/8/67 | A* | L | 1-0 | |
| 4/8/67 | A* | L | 5-4 (10) | |
| 3/23/68 | H* | W | 3-0 | |
| 3/23/68 | H* | W | 8-3 | |
| 5/9/69 | A* | W | 4-0 | |
| 5/10/69 | A* | L | 4-3 | |
| 5/10/69 | A* | W | 5-2 | |
| 5/1/70 | H* | W | 8-5 | |
| 5/2/70 | H* | W | 6-1 | |
| 5/2/70 | H* | W | 13-3 | |
| 4/23/71 | A* | L | 4-3 | |
| 4/24/71 | A* | L | 9-8 | |
| 4/24/71 | A* | L | 17-16 (11) | |
| 4/21/72 | H* | W | 9-5 | |
| 4/22/72 | H* | W | 7-4 | |
| 4/22/72 | H* | W | 7-4 | |
| 4/6/73 | A* | L | 6-4 | |
| 4/7/73 | A* | W | 9-5 | |
| 4/7/73 | A* | L | 4-3 | |
| 5/17/74 | H* | W | 1-0 | |
| 5/18/74 | H* | W | 9-5 | |
| 5/18/74 | H* | W | 5-1 | |
| 5/13/75 | H* | W | 8-7 | |
| 5/14/75 | A* | L | 4-2 | |
| 5/14/75 | A* | L | 5-4 | |
| 5/7/76 | A* | W | 5-1 | |
| 5/8/76 | H* | W | 9-8 | |
| 5/8/76 | H* | W | 8-7 | |
| 5/7/77 | H* | L | 9-8 | |
| 5/8/77 | A* | L | 5-1 | |
| 5/8/77 | A* | W | 11-9 | |
| 1977 | - | L | 6-5 | |
| 2/24/78 | N | L | 8-7 | FWT |
| 4/21/78 | A* | W | 2-1 | |
| 4/22/78 | H* | L | 12-8 | |
| 4/22/78 | H* | W | 10-5 | |
| 2/23/79 | H* | L | 6-3 | |
| 2/24/79 | H* | L | 6-2 | |
| 2/24/79 | H* | L | 8-0 | |
| 4/13/79 | A* | L | 2-1 | |
| 4/14/79 | H* | W | 7-2 | |
| 4/14/79 | H* | L | 17-6 | |
| 2/15/80 | A* | W | 9-1 | |
| 2/16/80 | H* | W | 9-1 | |
| 2/16/80 | H* | L | 4-1 | |
| 4/21/80 | H* | L | 5-4 | |
| 4/22/80 | A* | L | 4-3 | |
| 4/22/80 | A* | L | 11-4 | |
| 2/21/81 | A* | W | 3-2 | |
| 2/21/81 | A* | W | 6-3 | |
| 2/22/81 | H* | W | 2-1 | |
| 4/11/81 | H* | L | 7-3 | |
| 4/11/81 | H* | L | 5-4 | |
| 4/12/81 | A* | L | 9-4 | |
| 2/26/82 | H* | L | 4-1 | |
| 2/27/82 | A* | L | 2-0 | |
| 2/27/82 | A* | L | 12-4 | |
| 4/9/82 | A* | L | 8-2 | |
| 4/9/82 | A* | W | 9-1 | |
| 4/27/82 | H* | W | 9-1 | |
| 4/12/83 | A* | L | 11-10 | |
| 4/22/83 | H* | L | 8-3 | |
| 5/7/83 | -* | L | 5-2 | |
| 5/7/83 | -* | W | 6-4 (10) | |
| 1/27/84 | H* | L | 17-12 | |
| 1/28/84 | A* | L | unknown | |
| 1/28/84 | A* | L | unknown | |
| 3/17/84 | A* | L | 1-0 | |
| 3/18/84 | H* | W | 6-2 | |
| 3/18/84 | H* | W | 6-1 | |
| 3/15/85 | H | W | 6-1 | |
| 3/16/85 | A | L | 5-3 | |
| 3/16/85 | A | L | 5-1 | |
| 5/3/85 | A | W | 4-1 | |
| 5/4/85 | H | W | 5-1 | |
| 5/4/85 | H | W | 7-6 | |
| 2/25/86 | A | W | 15-3 | |
| 2/25/86 | A | W | 11-4 | |
| 2/26/86 | H | W | 12-11 | |
| 3/10/87 | H | L | 11-9 | |
| 3/31/87 | A | L | 6-2 | |
| 3/14/89 | A | W | 7-5 | |
| 5/19/89 | N | L | 5-4 | D2RO |
| 4/5/95 | H | L | 13-11 | |
| 2/1/00 | H | W | 14-5 | |
| 2/16/01 | H | W | 12-4 | |
| 2/17/01 | H | W | 19-6 | |
| 2/25/03 | H | W | 11-8 | |
| 3/12/04 | H | W | 4-0 | |
| 3/13/04 | H | W | 15-9 | |

| | | | |
|---------|---|---|------|
| 3/14/04 | H | L | 5-4 |
| 2/20/07 | H | W | 8-5 |
| 4/6/10 | H | W | 10-3 |

* denotes conference match
FOR - Game later forfeited by SFSU
FWT - Far Western Tournament
D2RO - NCAA Div. II Regionals (San Luis Obispo, Calif.)

SAN JOSE STATE

O: 48-70-2 | D1: 28-40
H: 33-26-2 | A: 13-42 | N: 1-1

| DATE | LOC | W/L/T | SCORE | NOTE |
|---------|-----|---------|----------|------|
| 4/3/51 | A | W | 11-7 | |
| 5/4/51 | H | W | 4-2 | |
| 5/4/51 | H | L | 6-2 | |
| 4/5/52 | A | L | 5-3 | |
| 4/5/52 | A | L | 7-3 | |
| 5/10/52 | H | T | 1-1 (11) | |
| 4/13/54 | A | L | 7-3 | |
| 4/22/55 | H | unknown | | |
| 3/20/56 | H | W | 8-6 | |
| 5/8/56 | A | unknown | | |
| 3/19/57 | A | L | 8-7 (10) | |
| 4/23/57 | H | W | 7-4 | |
| 3/18/58 | A | L | 7-3 | |
| 3/18/59 | H | L | 10-3 | |
| 5/12/59 | A | W | 6-0 | |
| 3/19/60 | H | L | 6-3 | |
| 3/19/60 | H | T | 1-1 | |
| 1960 | A | L | 4-1 | |
| 3/18/61 | H | W | 5-2 | |
| 3/18/61 | H | W | 5-0 | |
| 4/7/61 | A | L | 5-3 | |
| 3/16/62 | A | L | 2-1 | |
| 3 | | | | |

SERIES GAME-BY-GAME



| | | | | |
|---------|----|---|----------|------|
| 5/13/05 | H | W | 5-3 | |
| 5/14/05 | H | L | 2-0 | |
| 5/15/05 | H | L | 6-2 | |
| 4/13/06 | H* | L | 6-1 | |
| 4/14/06 | H* | W | 9-7 | |
| 4/15/06 | H* | L | 6-4 | |
| 4/20/07 | A* | L | 5-3 | |
| 4/21/07 | A* | L | 5-1 | |
| 4/22/07 | A* | W | 11-8 | |
| 3/14/08 | A* | W | 2-1 | |
| 3/15/08 | A* | L | 13-1 | |
| 3/15/08 | A* | L | 5-1 | |
| 3/16/08 | A* | L | 5-4 | |
| 4/11/08 | H* | L | 9-4 | |
| 4/12/08 | H* | W | 6-3 | |
| 4/12/08 | H* | W | 10-9 | |
| 4/13/08 | H* | L | 2-1 | |
| 5/2/09 | H* | W | 11-6 | |
| 5/3/09 | H* | L | 10-9 | |
| 4/30/10 | A* | L | 13-1 | |
| 5/1/10 | A* | W | 7-4 | |
| 5/1/10 | A* | W | 12-3 | |
| 5/2/10 | A* | L | 5-4 (11) | |
| 4/29/11 | H* | L | 5-3 | |
| 4/30/11 | H* | W | 2-0 | |
| 4/30/11 | H* | L | 5-4 | |
| 5/1/11 | H* | L | 3-0 (11) | |
| 4/27/12 | A* | W | 7-2 | |
| 4/28/12 | A* | W | 8-3 | |
| 4/29/12 | A* | L | 8-7 | |
| 5/10/13 | H* | W | 4-1 | |
| 5/11/13 | H* | L | 8-6 | |
| 5/12/13 | H* | W | 3-2 | |
| 5/25/13 | N | W | 3-0 | WACT |
| 2/25/18 | N | L | 5-4 | USF |
| 3/19/19 | H | W | 7-2 | |
| 5/19/22 | H | W | 4-3 (11) | |
| 5/20/22 | A | L | 12-0 | |
| 5/21/22 | A | W | 14-4 | |
| 3/22/23 | H | W | 7-6 | |

WACT - Western Athletic Conference Tournament (Grand Prairie, Texas)
USF - Game Played at the University of San Francisco

SANTA CLARA

O: 29-53 | D1: 21-35
H: 15-23 | A: 13-30 | N: 1-0

| DATE | LOC | W/L/T | SCORE | NOTE |
|---------|-----|-------|---------|------|
| 3/12/58 | A | L | unknown | |
| 5/9/58 | H | W | 16-14 | |
| 5/4/62 | H | L | 8-2 | |
| 5/8/62 | A | L | 7-1 | |
| 4/12/67 | A | L | 4-1 | |
| 3/9/68 | A | L | 3-2 | |
| 3/9/68 | A | L | 3-0 | |
| 3/5/69 | H | L | 8-2 | |
| 3/5/69 | H | L | 8-2 | |
| 3/20/76 | A | L | 3-2 | |
| 3/31/81 | A | W | unknown | |
| 2/24/82 | A | L | 7-6 | |
| 2/6/85 | H | L | 10-9 | |
| 3/24/86 | N | W | 8-1 | |
| 4/29/86 | A | L | 6-4 | |
| 2/21/87 | A | L | 3-2 | |
| 2/21/87 | A | W | 10-9 | |
| 2/22/87 | H | W | 6-5 | |
| 4/15/87 | H | W | 12-4 | |
| 4/9/88 | A | L | 11-2 | |
| 4/9/88 | A | L | 11-3 | |
| 4/10/88 | H | L | 6-1 | |
| 3/23/89 | A | W | 10-6 | |
| 4/8/89 | H | W | 6-2 | |
| 4/8/89 | H | L | 10-2 | |
| 4/9/89 | A | L | 5-0 | |
| 2/27/90 | H | L | 5-3 | |
| 3/21/90 | A | L | 10-5 | |
| 5/15/90 | H | W | 7-2 | |
| 4/6/91 | A | L | 8-2 | |
| 4/6/91 | A | L | 6-3 | |
| 4/7/91 | H | L | 7-2 | |
| 2/8/92 | H | W | 8-7 | |
| 2/8/92 | H | W | 6-2 | |
| 3/10/92 | A | W | 7-4 | |
| 3/10/92 | A | W | 7-6 | |
| 2/15/93 | A | L | 4-3 | |
| 4/6/93 | H | W | 10-9 | |
| 5/4/93 | H | W | 6-4 | |
| 2/5/94 | H | L | 5-3 | |
| 3/2/94 | A | L | 4-3 | |
| 4/11/94 | A | L | 6-3 | |
| 5/10/94 | H | L | 11-6 | |
| 3/28/95 | A | L | 7-1 | |
| 4/26/95 | H | W | 8-7 | |
| 2/13/96 | H | W | 8-7 | |

| | | | | |
|---------|---|---|------------|--|
| 3/15/96 | A | L | 1-0 | |
| 3/16/96 | A | W | 6-5 | |
| 3/17/96 | H | L | 11-4 | |
| 2/12/97 | H | L | 3-2 | |
| 3/24/98 | H | L | 9-5 | |
| 4/8/98 | A | W | 8-6 | |
| 3/23/99 | A | W | 12-9 | |
| 4/7/99 | H | L | 16-7 | |
| 3/7/00 | A | W | 8-6 | |
| 4/25/00 | H | W | 15-10 | |
| 2/17/01 | A | W | 7-4 | |
| 4/24/01 | H | L | 4-3 | |
| 2/26/02 | A | L | 7-5 | |
| 4/23/02 | H | L | 18-1 | |
| 5/6/03 | H | L | 6-0 | |
| 3/10/04 | A | W | 8-6 | |
| 2/16/05 | A | L | 7-4 | |
| 5/3/05 | H | L | 5-3 | |
| 2/21/06 | A | L | 11-9 | |
| 3/8/06 | H | L | 6-1 | |
| 5/19/07 | H | L | 5-3 | |
| 5/20/07 | A | L | 5-3 | |
| 4/29/08 | A | L | 7-6 | |
| 3/8/18 | A | L | 11-10 (10) | |
| 3/9/18 | A | L | 9-3 | |
| 3/10/18 | H | L | 4-3 (10) | |
| 3/11/18 | H | W | 4-1 | |
| 4/9/19 | A | L | 11-0 | |
| 2/27/20 | H | L | 6-5 | |
| 2/28/20 | H | L | 4-2 | |
| 2/29/20 | H | W | 6-3 | |
| 3/1/20 | H | W | 6-1 | |
| 3/4/21 | A | L | 5-0 | |
| 3/5/21 | A | W | 2-1 | |
| 3/6/21 | A | W | 10-0 | |
| 3/7/21 | A | L | 10-6 | |

SEATTLE PACIFIC

O: 1-1
H: 0-0 | A: 0-0 | N: 1-1

| DATE | LOC | W/L/T | SCORE | NOTE |
|---------|-----|-------|-------|------|
| 5/23/68 | N | W | 6-3 | PACA |
| 5/25/68 | N | L | 4-3 | PACA |

PACA - NCAA Pacific Coast College Division Regionals (Anaheim, Calif.)

SEATTLE U

O: 25-19 | D1: 25-19
H: 10-6 | A: 13-12 | N: 2-1

| DATE | LOC | W/L/T | SCORE | NOTE |
|---------|-----|-------|----------|------|
| 4/2/11 | A | W | 10-7 | |
| 4/2/11 | A | W | 3-2 | |
| 4/3/11 | A | L | 2-1 | |
| 4/3/11 | A | W | 3-1 | |
| 2/24/12 | H | W | 9-6 | |
| 2/25/12 | H | W | 6-5 | |
| 2/26/12 | H | W | 8-7 | |
| 5/3/13 | A* | W | 7-1 | |
| 5/4/13 | A* | W | 6-4 | |
| 5/5/13 | A* | L | 10-7 | |
| 4/4/14 | H* | W | 8-4 | |
| 4/5/14 | H* | W | 4-3 (15) | |
| 4/6/14 | H* | W | 4-3 | |
| 4/2/15 | A* | L | 3-2 (11) | |
| 4/3/15 | A* | L | 5-2 | |
| 4/4/15 | A* | L | 2-1 | |
| 5/19/16 | H* | W | 6-3 | |
| 5/20/16 | H* | L | 3-0 | |
| 5/21/16 | H* | L | 6-3 | |
| 5/26/16 | N | L | 5-4 | WACM |
| 4/21/17 | A* | W | 3-2 (10) | |
| 4/22/17 | A* | W | 9-0 | |
| 4/23/17 | A* | L | 7-4 | |
| 5/24/17 | N | W | 11-1 | WACM |
| 5/4/18 | A* | W | 5-1 | |
| 5/5/18 | A* | L | 4-3 | |
| 5/6/18 | A* | W | 10-1 | |
| 5/26/18 | N | W | 12-7 | WACM |
| 4/12/19 | A* | L | 4-2 | |
| 4/12/19 | A* | W | 9-3 | |
| 4/13/19 | A* | W | 6-2 | |
| 4/16/21 | H* | L | 6-0 | |
| 4/17/21 | H* | L | 3-0 | |
| 4/17/21 | H* | L | 5-0 | |
| 4/18/21 | H* | W | 11-4 | |
| 3/18/22 | A* | W | 2-0 | |
| 3/18/22 | A* | L | 9-5 | |
| 3/19/22 | A* | L | 16-13 | |
| 4/15/22 | H* | W | 15-5 | |

| | | | | |
|---------|----|---|------|--|
| 4/16/22 | H* | L | 8-2 | |
| 4/17/22 | H* | W | 7-4 | |
| 4/21/23 | A* | W | 6-0 | |
| 4/22/23 | A* | L | 10-7 | |
| 4/23/23 | A* | L | 4-3 | |

WACM - Western Athletic Conference Tournament (Mesa, Ariz.)

SIMPSON UNIVERSITY

O: 1-0 | D1: 1-0
H: 1-0 | A: 0-0 | N: 0-0

| DATE | LOC | W/L/T | SCORE | NOTE |
|--------|-----|-------|-------|------|
| 4/9/13 | H | W | 7-0 | |

SLIPPERY ROCK

O: 1-0
H: 0-0 | A: 0-0 | N: 1-0

| DATE | LOC | W/L/T | SCORE | NOTE |
|--------|-----|-------|-------|------|
| 6/7/61 | N | W | 5-3 | NCWS |

NCWS - NAIA College World Series (Sioux City, Iowa)

SONOMA STATE

O: 47-15 | D1: 2-1
H: 25-6 | A: 22-9 | N: 0-0

| DATE | LOC | W/L/T | SCORE | NOTE |
|---------|-----|---------|----------|------|
| 5/6/67 | A* | L | 4-3 | |
| 5/6/67 | A* | W | 11-0 | |
| 4/27/68 | H* | W | 17-0 | |
| 4/27/68 | H* | W | 12-1 | |
| 4/18/69 | A* | W | 8-2 | |
| 4/19/69 | A* | W | 3-2 | |
| 4/19/69 | A* | W | 15-3 | |
| 5/8/70 | A* | W | 7-3 | |
| 5/9/70 | A* | L | 5-4 | |
| 5/9/70 | A* | W | 7-6 (11) | |
| 4/30/71 | H* | L | 7-5 (11) | |
| 5/1/71 | H* | W | 3-2 | |
| 5/1/71 | H* | W | 7-4 | |
| 4/28/72 | A* | W | 10-5 | |
| 4/29/72 | A* | W | 6-5 | |
| 4/29/72 | A* | W | 8-6 | |
| 4/13/73 | H* | W | 21-1 | |
| 4/14/73 | H* | L | 5-4 | |
| 4/14/73 | H* | L | 10-1 | |
| 4/6/74 | A* | W | 3-1 | |
| 4/7/74 | A* | W | 6-1 | |
| 4/7/74 | A* | W | 5-4 (10) | |
| 5/8/79 | H | W | 2-0 | |
| 5/8/79 | H | W | 5-4 | |
| 3/25/80 | H | unknown | unknown | |
| 4/8/80 | A | unknown | unknown | |
| 2/14/81 | A | W | 3-2 | |
| 2/14/81 | A | W | 6-4 | |
| 4/4/81 | H | W | 9-0 | |
| 4/4/81 | H | W | 9-3 | |
| 3/17/82 | H | W | 6-2 | |
| 3/17/82 | H | W | 6-4 | |
| 3/11/83 | H | W | 8-7 | |
| 4/29/83 | A | W | 5-2 | |
| 5/2/83 | H | W | 3-1 | |
| 5/2/83 | H | W | 8-5 | |
| 2/3/84 | A* | L | 5-0 | |
| 2/4/84 | H* | W | 12-0 | |
| 2/4/84 | H* | W | 7-5 | |
| 3/23/84 | H* | W | 8-3 | |
| 3/24/84 | A* | L | 8-4 | |
| 3/24/84 | A* | L | 7-6 | |
| 2/1/85 | H | W | 25-4 | |
| 2/2/85 | A | L | 3-2 | |
| 2/2/85 | A | L | 6-3 | |
| 3/22/85 | A | W | 3-1 | |
| 3/23/85 | H | W | 19-7 | |
| 3/23/85 | H | W | 4-3 | |
| 2/28/86 | H | W | 8-2 | |
| 3/1/86 | A | W | 6-3 | |
| 3/1/86 | A | W | 6-0 | |
| 4/8/86 | H | W | 5-1 | |
| 2/27/87 | H | W | 7-5 | |
| 2/28/87 | A | W | 5-3 | |
| 2/28/87 | A | L | 5-1 | |
| 2/27/88 | H | W | 13-7 | |
| 2/27/88 | H | L | 5-4 | |
| 3/8/88 | A | W | 3-1 | |
| 2/25/89 | A | W | 3-1 | |
| 2/25/89 | A | L | 4-2 | |
| 4/4/89 | H | L | 6-5 | |
| 3/27/90 | H | L | 8-2 | |
| 4/24/90 | A | W | 5-2 | |
| 4/17/91 | H | W | 12-4 | |

SOUTH DAKOTA STATE

O: 4-2 | D1: 4-2
H: 2-2 | A: 0-0 | N: 2-0

| DATE | LOC | W/L/T | SCORE | NOTE |
|---------|-----|-------|-------|------|
| 2/16/07 | H | L | 2-1 | |
| 2/17/07 | H | L | 15-3 | |
| 2/18/07 | H | W | 13-4 | |
| 3/4/16 | H | W | 10-7 | |
| 3/6/16 | N | W | 11-3 | |
| 3/7/16 | N | W | 4-0 | |

SOUTH FLORIDA

O: 1-0 | D1: 1-0
H: 0-0 | A: 0-0 | N: 1-0

| DATE | LOC | W/L/T | SCORE | NOTE |
|--------|-----|-------|-------|------|
| 3/4/05 | N | W | 7-4 | BOW |

BOW - Rainbow Baseball Tournament (Honolulu, Hawaii)

SOUTHERN OREGON

O: 5-0
H: 2-0 | A: 3-0 | N: 0-0

| DATE | LOC | W/L/T | SCORE | NOTE |
|---------|-----|-------|-------|------|
| 3/23/72 | H | W | 8-1 | |
| 3/23/72 | H | W | 5-2 | |
| 3/30/80 | A | W | 9-1 | |
| 3/30/80 | A | W | 14-7 | |
| 1980 | A | W | 12-6 | |

SOUTHERN UTAH

O: 19-2 | D1: 13-0
H: 17-0 | A: 2-2 | N: 0-0

| DATE | LOC | W/L/T | SCORE | NOTE |
|--------|-----|-------|-------|------|
| 5/1/87 | H | W | 8-7 | |
| 5/1/87 | H | W | 5-1 | |
| 5/2/87 | H</ | | | |

SERIES GAME-BY-GAME



| | | | | |
|---------|---|---|-------|------|
| 4/14/98 | A | L | 12-2 | |
| 2/17/99 | A | L | 8-1 | |
| 2/21/00 | H | L | 4-2 | RF |
| 5/2/01 | H | W | 12-3 | |
| 4/24/02 | A | L | 6-5 | |
| 4/11/03 | A | L | 9-1 | |
| 4/22/03 | H | L | 5-1 | |
| 4/23/04 | A | L | 15-1 | |
| 4/24/04 | H | W | 2-1 | |
| 3/25/05 | A | W | 4-3 | |
| 3/26/05 | H | L | 8-2 | |
| 4/18/06 | A | L | 12-5 | |
| 5/10/06 | H | L | 5-4 | |
| 3/24/07 | A | W | 6-0 | |
| 3/25/07 | H | L | 10-0 | |
| 3/25/08 | H | W | 5-3 | |
| 4/29/09 | A | L | 6-4 | |
| 6/1/17 | A | L | 10-0 | DIRS |
| 5/31/19 | A | L | 11-0 | DIRS |
| 6/2/19 | A | L | 12-3 | DIRS |
| 3/29/21 | H | W | 3-2 | |
| 4/18/23 | A | W | 15-13 | |

RF - Game played at Raley Field (West Sacramento, Calif.)
DIRS - NCAA Division I Regional (Stanford, Calif.)

STANISLAUS STATE (formerly Cal State Stanislaus) O: 44-44-1 | D1: 7-1 H: 27-15-1 | A: 16-26 | N: 1-0

| DATE | LOC | W/L/T | SCORE | NOTE |
|---------|-----|-------|----------|------|
| 4/11/70 | H | W | 13-0 | |
| 4/11/70 | H | W | 15-3 | |
| 4/21/70 | A | L | 7-5 | |
| 4/21/70 | A | W | 15-1 | |
| 3/13/71 | A | L | 5-2 | |
| 3/13/71 | A | W | 6-1 | |
| 3/30/71 | H | W | 3-1 | |
| 3/7/72 | A | L | 6-5 | |
| 3/7/72 | A | W | 5-2 | |
| 3/18/72 | H | W | 5-4 | |
| 3/18/72 | H | L | 3-1 | |
| 4/11/73 | H | W | 13-3 | |
| 5/12/73 | A | L | 12-2 | |
| 5/12/73 | A | W | 10-7 | |
| 4/3/74 | A | W | 3-2 | |
| 4/3/74 | A | L | 3-1 | |
| 5/4/74 | H | L | 4-1 | |
| 5/4/74 | H | W | 6-0 | |
| 4/9/75 | H | W | 3-1 | |
| 4/9/75 | H | W | 8-7 | |
| 4/26/75 | A | W | 2-1 (14) | |
| 4/26/75 | A | L | 3-1 | |
| 2/27/76 | H | L | 5-4 | FWT |
| 3/26/76 | H* | L | 13-0 | |
| 3/27/76 | A* | L | 3-0 | |
| 3/27/76 | A* | W | 10-6 | |
| 5/11/77 | A* | L | 8-1 | |
| 1977 | - | L | 6-3 | |
| 1977 | -* | L | 2-0 | |
| 1977 | -* | L | 11-3 | |
| 2/26/78 | N | W | 7-0 | |
| 4/28/78 | H* | L | 10-0 | |
| 4/29/78 | A* | L | 4-1 | |
| 4/29/78 | A* | L | 9-4 | |
| 2/2/79 | A* | W | 16-13 | |
| 2/3/79 | H* | W | 7-6 | |
| 2/3/79 | H* | L | 6-3 | |
| 3/23/79 | H* | L | 10-9 | |
| 3/24/79 | A* | L | 11-3 | |
| 3/24/79 | A* | L | 12-0 | |
| 3/14/80 | A* | L | unknown | |
| 3/15/80 | H* | L | unknown | |
| 3/15/80 | H* | L | unknown | |
| 5/2/80 | H* | W | 3-2 | |
| 5/3/80 | A* | L | 8-3 | |
| 5/3/80 | A* | L | 11-3 | |
| 1/31/81 | A* | L | 9-4 | |
| 1/31/81 | A* | L | 9-3 | |
| 2/1/81 | H* | W | unknown | |
| 3/30/81 | A* | L | 7-3 | |
| 3/31/81 | H* | W | 5-0 | |
| 3/31/81 | H* | W | 4-3 | |
| 3/12/82 | H* | W | 5-4 | |
| 3/13/82 | A* | L | 3-2 | |
| 3/13/82 | A* | L | 4-3 | |
| 4/13/82 | H* | W | 13-7 | |
| 4/23/82 | A* | L | 10-9 | |
| 4/24/82 | H* | W | 3-2 | |
| 4/24/82 | H* | L | 11-7 | |
| 2/11/83 | H* | L | 14-5 | |
| 2/14/83 | A* | L | 4-3 | |
| 2/14/83 | A* | W | 3-2 | |

| | | | | |
|---------|----|---|------------|--|
| 4/1/83 | A* | W | 3-1 | |
| 4/2/83 | H* | L | 7-2 | |
| 4/2/83 | H* | W | 7-2 | |
| 4/19/83 | A* | W | 4-1 | |
| 2/24/84 | A* | L | 7-6 | |
| 2/25/84 | H* | W | 4-3 | |
| 2/25/84 | H* | W | 6-2 | |
| 4/13/84 | H* | W | 7-0 | |
| 4/14/84 | A* | L | 3-2 | |
| 4/14/84 | A* | W | 5-1 | |
| 2/22/85 | H | L | 12-7 | |
| 2/23/85 | A | L | 15-9 | |
| 2/23/85 | A | W | 8-3 | |
| 4/12/85 | A | L | 12-1 | |
| 4/13/85 | H | W | 6-5 | |
| 4/13/85 | H | W | 3-0 | |
| 2/8/86 | H | L | 5-3 | |
| 2/8/86 | H | T | 6-6 | |
| 5/5/87 | A | W | 12-9 | |
| 2/13/90 | A | W | 18-9 | |
| 2/24/90 | H | W | 9-4 | |
| 2/24/90 | H | W | 1-0 | |
| 4/2/91 | H | L | 2-0 | |
| 4/30/91 | A | W | 15-11 (11) | |
| 2/2/92 | H | W | 5-2 | |
| 2/8/03 | H | W | 9-5 | |
| 2/9/03 | H | W | 14-2 | |

FWT - Far Western Tournament (Sacramento, Calif.)

STEPHEN F. AUSTIN O: 1-2 | D1: 1-2 H: 0-0 | A: 1-2 | N: 0-0

| DATE | LOC | W/L/T | SCORE | NOTE |
|---------|-----|-------|----------|------|
| 3/30/23 | A | L | 7-1 | |
| 4/1/23 | A | W | 17-3 (7) | |
| 4/1/23 | A | L | 15-13 | |

STONY BROOK O: 2-1 | D1: 1-1 H: 2-1 | A: 0-0 | N: 0-0

| DATE | LOC | W/L/T | SCORE | NOTE |
|---------|-----|-------|-------|------|
| 4/30/52 | H | W | 3-0 | |
| 3/24/02 | H | W | 3-1 | |
| 3/24/02 | H | L | 7-5 | |

TAMPA O: 1-0 H: 0-0 | A: 0-0 | N: 1-0

| DATE | LOC | W/L/T | SCORE | NOTE |
|---------|-----|-------|-------|------|
| 5/23/86 | N | W | 14-12 | 2CWS |

2CWS - NCAA Div. II College World Series (Montgomery, Ala.)

TARLETON O: 3-1 | D1: 3-1 H: 0-0 | A: 3-1 | N: 0-0

| DATE | LOC | W/L/T | SCORE | NOTE |
|---------|-----|-------|-------|------|
| 3/12/21 | A* | W | 6-0 | |
| 3/12/21 | A* | W | 17-3 | |
| 3/13/21 | A* | L | 16-13 | |
| 3/14/21 | A* | W | 20-5 | |

TEXAS O: 1-2 | D1: 1-2 H: 0-0 | A: 1-2 | N: 0-0

| DATE | LOC | W/L/T | SCORE | NOTE |
|---------|-----|-------|-------|------|
| 2/15/13 | A | L | 6-5 | |
| 2/16/13 | A | W | 5-3 | |
| 2/17/13 | A | L | 6-3 | |

TEXAS A&M O: 1-2 | D1: 1-2 H: 0-0 | A: 1-2 | N: 0-0

| DATE | LOC | W/L/T | SCORE | NOTE |
|---------|-----|-------|-------|------|
| 2/21/14 | A | W | 1-0 | |
| 2/22/14 | A | L | 7-5 | |
| 2/23/14 | A | L | 5-0 | |

TEXAS STATE O: 6-0 | D1: 6-0 H: 6-0 | A: 0-0 | N: 0-0

| DATE | LOC | W/L/T | SCORE | NOTE |
|---------|-----|-------|-------|------|
| 4/5/13 | H* | W | 3-2 | |
| 4/6/13 | H* | W | 7-5 | |
| 4/7/13 | H* | W | 1-0 | |
| 2/27/21 | H | W | 8-5 | |
| 2/27/21 | H | W | 5-4 | |
| 2/28/21 | H | W | 7-1 | |

TEXAS TECH O: 0-1 | D1: 0-1 H: 0-0 | A: 0-1 | N: 0-0

| DATE | LOC | W/L/T | SCORE | NOTE |
|---------|-----|-------|-------|------|
| 2/25/15 | A | L | 4-3 | |

TOWSON O: 4-0 | D1: 4-0 H: 4-0 | A: 0-0 | N: 0-0

| DATE | LOC | W/L/T | SCORE | NOTE |
|--------|-----|-------|-------|------|
| 3/8/19 | H | W | 5-0 | |
| 3/8/19 | H | W | 1-0 | |
| 3/9/19 | H | W | 13-4 | |
| 3/9/19 | H | W | 12-2 | |

TRAVIS AFB O: 4-0 H: 1-0 | A: 1-0 | N: 0-0

| DATE | LOC | W/L/T | SCORE | NOTE |
|---------|-----|-------|---------|------|
| 1951 | - | W | 14-12 | |
| 3/16/56 | - | W | 18-3 | |
| 4/4/56 | A | W | 27-7 | |
| 3/30/57 | H | W | 17-1 | |
| 4/11/59 | H | | unknown | |
| 4/11/59 | H | | unknown | |

TROY UNIVERSITY O: 0-2 H: 0-0 | A: 0-0 | N: 0-2

| DATE | LOC | W/L/T | SCORE | NOTE |
|---------|-----|-------|-------|------|
| 5/26/86 | N | L | 9-1 | 2CWS |
| 3/29/88 | N | L | 13-8 | |

2CWS - NCAA Division II College World Series (Montgomery, Ala.)

TULANE O: 0-1 | D1: 0-1 H: 0-0 | A: 0-0 | N: 0-1

| DATE | LOC | W/L/T | SCORE | NOTE |
|--------|-----|-------|-------|------|
| 3/5/23 | N | L | 14-6 | SCBC |

SCBC - Southern California College Baseball Classic (Campus Sites)

UC DAVIS O: 144-90-1 | D1: 46-36 H: 88-37 | A: 55-48 | N: 0-1-1

| DATE | LOC | W/L/T | SCORE | NOTE |
|---------|-----|-------|---------|------|
| 3/9/50 | H | W | 10-6 | |
| 1950 | A | L | 7-4 | |
| 5/6/50 | A | W | unknown | |
| 3/10/51 | A | L | 4-2 | |
| 4/25/51 | H | W | 22-0 | |
| 5/5/51 | A | W | 24-4 | |
| 3/13/52 | A | L | 9-4 | |
| 3/19/52 | A | W | 11-3 | |
| 3/26/52 | H | | unknown | |
| 3/24/53 | H | W | 10-2 | |
| 4/8/53 | A | W | 10-2 | |
| 4/28/53 | A | W | 5-2 | |
| 3/17/54 | H | W | 3-1 | |
| 4/21/54 | H* | L | 12-3 | |
| 5/11/54 | A* | W | 8-6 | |
| 3/3/55 | H | W | 9-5 | |
| 3/16/55 | A | L | 6-4 | |
| 4/2/55 | H* | W | 6-0 | |
| 4/2/55 | H* | W | 7-6 | |
| 3/1/56 | H | W | 13-3 | |
| 3/7/56 | A | W | 9-2 | |
| 3/28/56 | A* | W | 7-5 | |
| 1956 | H* | W | 8-1 | |
| 3/11/57 | H | W | 9-3 | |
| 3/27/57 | H | W | 13-2 | |
| 5/5/57 | A* | W | 8-2 | |
| 5/5/57 | A* | W | 3-0 | |

| | | | | |
|---------|----|---|----------|------|
| 3/5/58 | A | W | 18-2 | |
| 5/3/58 | H* | W | 2-0 | |
| 5/3/58 | H* | W | 3-0 | |
| 3/11/59 | H | W | 12-5 | |
| 5/2/59 | A* | W | 14-7 | |
| 5/2/59 | A* | W | 13-1 | |
| 3/30/60 | A | W | 10-4 | |
| 4/30/60 | H* | W | 10-3 | |
| 4/30/60 | H* | W | 16-5 | |
| 4/14/61 | A* | L | 2-1 | |
| 4/14/61 | A* | L | 11-8 | |
| 4/17/62 | H | W | 3-0 | |
| 4/17/62 | H | W | 6-0 | |
| 5/11/62 | H* | W | 7-4 | |
| 5/11/62 | H* | W | 8-6 | |
| 4/2/63 | H | W | 6-2 | |
| 5/4/63 | A* | W | 6-3 | |
| 5/4/63 | A* | L | 6-2 | |
| 4/17/64 | A* | W | 3-1 | |
| 4/17/64 | A* | W | 6-5 (11) | |
| 4/3/65 | H* | W | 1-0 | |
| 4/3/65 | H* | W | 4-2 | |
| 4/2/66 | A* | W | 9-4 | |
| 4/2/66 | A* | W | 4-3 | |
| 4/1/67 | H* | L | 4-1 | |
| 4/1/67 | H* | W | 3-1 | |
| 5/11/68 | A* | W | 4-1 | |
| 5/11/68 | A* | W | 5-4 (10) | |
| 5/2/69 | A* | W | 8-3 | |
| 5/3/69 | H* | W | 3-0 | |
| 5/3/69 | H* | W | 7-2 | |
| 4/24/70 | H* | L | 5-2 | |
| 4/25/70 | A* | L | 7-0 | |
| 4/25/70 | A* | W | 5-1 | |
| 4/16/71 | A* | W | 12-5 | |
| 4/17/71 | H* | L | 15-3 | |
| 4/17/71 | H* | L | 7-3 | |
| 4/14/72 | H* | L | 3-1 | |
| 4/15/72 | A* | W | 5-1 | |
| 4/15/72 | A* | W | 4-3 | |
| 3/31/73 | A* | W | 11-7 | |
| 4/1/73 | H* | W | 5-1 | |
| 4/1/73 | H* | L | 12-7 | |
| 3/8/74 | H* | W | 7-4 | |
| 3/8/74 | H* | W | 6-5 | |
| 3/9/74 | A* | L | 9-5 | |
| 5/9/75 | A* | W | 4-3 | |
| 5/10/75 | H* | W | 7-5 | |
| 5/10/75 | H* | W | 14-5 | |
| 2/27/76 | H | L | 5-0 | FWT |
| 4/30/76 | H* | L | 7-0 | |
| 5/1/76 | H* | W | 4-3 | |
| 5/1/76 | H* | W | 13-8 | |
| 2/25/77 | - | L | 6-4 | |
| 4/30/77 | -* | W | 1-0 | |
| 4/30/77 | -* | L | 2-0 | |
| 1977 | - | L | 12-7 | |
| 2/18/78 | H* | W | 6-3 | |
| 2/18/78 | H* | W | 3-0 | |
| 2/26/78 | N | T | 0-0 | FWT2 |
| 4/14/78 | H* | L | 3-1 | |
| 4/17/78 | A* | L | 8-7 | |
| 4/17/78 | A* | L | 10-5 | |
| 3/2/79 | A* | L | 5-3</ | |

SERIES GAME-BY-GAME



| | | | | |
|---------|----|---|----------|------|
| 2/18/84 | A* | W | 8-0 | |
| 2/18/84 | A* | W | 8-3 | |
| 4/6/84 | A* | L | 16-8 | |
| 4/6/84 | A* | L | 7-2 | |
| 4/7/84 | H* | L | 7-3 | |
| 4/10/84 | H* | W | 9-1 | |
| 2/15/85 | A | L | 7-2 | |
| 2/16/85 | H | W | 8-1 | |
| 2/16/85 | H | W | 5-2 | |
| 4/5/85 | H | W | 19-6 | |
| 4/6/85 | A | W | 12-3 | |
| 4/6/85 | A | L | 10-9 | |
| 2/2/86 | H | W | 7-6 (10) | |
| 2/9/86 | H | W | 11-5 | |
| 2/12/86 | A | L | 4-2 | |
| 3/9/86 | A | L | 7-3 | |
| 4/22/86 | H | W | 10-5 | |
| 2/6/87 | H | W | 7-3 | |
| 2/7/87 | A | W | 7-3 | |
| 2/7/87 | A | L | 9-6 | |
| 4/28/87 | H | W | 16-6 | |
| 2/12/88 | A | W | 6-4 | |
| 2/13/88 | H | W | 12-0 | |
| 2/13/88 | H | W | 6-0 | |
| 2/23/88 | A | L | 6-3 | |
| 3/15/88 | A | L | 7-6 | |
| 4/5/88 | H | W | 9-0 | |
| 2/1/89 | H | W | 12-8 | |
| 2/17/89 | H | W | 6-1 | |
| 2/18/89 | A | W | 8-6 | |
| 3/29/89 | A | W | 12-4 | |
| 2/19/90 | H | L | 5-1 | |
| 2/19/90 | H | W | 2-1 | |
| 3/13/90 | A | W | 7-6 | |
| 4/4/90 | A | W | 7-4 (12) | |
| 4/17/90 | H | W | 14-0 | |
| 4/22/90 | H | W | 15-6 | |
| 2/3/91 | A | W | 9-5 | |
| 2/6/91 | H | W | 8-3 | |
| 4/16/91 | H | W | 5-3 | |
| 2/10/92 | A | L | 10-3 | |
| 3/17/92 | A | L | 9-6 | |
| 4/28/92 | H | L | 9-8 (10) | |
| 2/11/93 | A | W | 2-0 | |
| 2/16/93 | H | W | 12-11 | |
| 2/23/94 | H | L | 12-6 | |
| 4/10/94 | H | W | 8-5 | |
| 2/25/95 | H | W | 9-8 | |
| 2/26/95 | A | W | 5-4 | |
| 2/27/95 | H | W | 4-3 | |
| 4/4/95 | A | L | 4-3 | |
| 3/6/96 | A | L | 3-0 | |
| 5/8/96 | H | W | 13-6 | |
| 3/11/97 | A | L | 16-4 | |
| 4/2/97 | H | W | 14-7 | |
| 2/17/98 | A | L | 10-3 | |
| 4/1/98 | H | W | 13-2 | |
| 4/29/98 | H | W | 18-2 | |
| 3/9/99 | H | L | 7-6 | |
| 3/16/99 | A | L | 6-5 | |
| 2/15/00 | A | W | 11-7 | |
| 3/14/00 | H | W | 7-3 | |
| 2/6/01 | H | L | 6-5 | |
| 4/3/01 | H | L | 12-2 | RF |
| 2/20/02 | A | W | 9-2 | |
| 4/9/02 | H | W | 7-0 | RF |
| 3/11/03 | H | W | 9-3 | |
| 2/10/04 | A | L | 11-6 | |
| 2/24/04 | H | L | 12-4 | |
| 2/13/05 | H | L | 5-2 | RCC |
| 3/5/05 | N | L | 6-3 | RAIN |
| 4/1/05 | H | L | 4-1 | |
| 4/2/05 | A | L | 4-2 | |
| 4/3/05 | H | W | 9-7 | |
| 2/4/06 | A | L | 3-2 (10) | |
| 4/25/06 | H | W | 9-6 | |
| 3/9/07 | H | W | 7-5 | |
| 3/10/07 | A | L | 5-3 | |
| 3/11/07 | H | L | 7-3 | |
| 5/8/07 | A | L | 5-1 | |
| 5/16/07 | H | L | 10-1 | |
| 3/9/08 | H | L | 12-3 | RCC |
| 4/1/08 | H | L | 10-5 | |
| 4/15/08 | A | L | 8-7 | |
| 3/13/09 | A | W | 5-3 | |
| 3/14/09 | H | L | 9-3 | |
| 3/15/09 | A | W | 10-1 | |
| 3/5/10 | H | L | 11-3 | |
| 3/6/10 | A | L | 13-2 | |
| 3/7/10 | H | W | 7-6 | |
| 2/20/11 | A | W | 4-3 | |
| 2/20/11 | A | L | 1-0 | |
| 2/21/11 | H | W | 3-2 (10) | |
| 3/1/11 | H | W | 6-4 | |
| 4/11/12 | H | W | 11-4 | |
| 4/17/12 | A | W | 8-5 | |

| | | | | |
|---------|---|---|----------|----|
| 3/5/13 | A | W | 14-0 | |
| 4/2/13 | H | W | 6-4 | |
| 5/7/13 | A | W | 4-3 | |
| 4/15/14 | A | W | 15-7 | |
| 5/13/14 | H | L | 6-3 | RF |
| 4/7/15 | A | W | 4-2 | |
| 5/5/15 | H | W | 7-1 | RF |
| 5/3/16 | A | L | 8-2 | |
| 5/10/16 | H | L | 7-1 | |
| 4/4/17 | A | L | 7-6 | |
| 4/11/17 | H | W | 1-0 | |
| 4/17/18 | A | W | 8-2 | |
| 5/8/18 | H | W | 5-2 | |
| 3/12/19 | H | W | 8-2 | |
| 3/7/23 | H | W | 9-6 | |
| 4/11/23 | A | L | 4-3 (11) | |
| 5/9/23 | H | W | 7-5 | |

* denotes conference game
 FWT - Far Western Tournament (Sacramento, Calif.)
 RF - Game played at Raley Field (W. Sacramento, Calif.)
 RCC - River City Classic (Sacramento, Calif.)
 RAIN - Rainbow Baseball Tournament (Honolulu, Hawai'i)

UC IRVINE

O: 8-17 | D1: 7-15
 H: 3-6 | A: 5-10 | N: 0-1

| DATE | LOC | W/L/T | SCORE | NOTE |
|---------|-----|-------|----------|------|
| 4/2/70 | H | L | 6-4 | |
| 5/20/70 | H | W | 5-3 | PACS |
| 5/26/74 | N | L | 14-3 | D2RT |
| 2/16/91 | H | L | 3-2 | |
| 2/16/91 | H | L | 7-6 | |
| 2/17/91 | H | W | 7-4 | |
| 4/11/92 | A | W | 7-0 | |
| 4/12/92 | A | W | 7-2 | |
| 4/12/92 | A | L | 16-10 | |
| 5/10/02 | A* | W | 4-2 | |
| 5/11/02 | A* | L | 10-6 | |
| 5/12/02 | A* | L | 4-3 | |
| 4/24/05 | H | L | 4-3 | JAMB |
| 3/3/06 | A | L | 3-1 | |
| 3/4/06 | A | L | 5-4 | |
| 3/5/06 | A | W | 4-2 | |
| 3/13/10 | H | W | 2-1 | |
| 3/13/10 | H | L | 5-3 | |
| 3/14/10 | H | L | 4-3 (10) | |
| 3/11/11 | A | L | 9-5 | |
| 3/12/11 | A | L | 5-3 | |
| 3/13/11 | A | L | 9-7 | |
| 3/6/20 | A | L | 2-0 | |
| 3/7/20 | A | L | 3-2 | |
| 3/8/20 | A | W | 8-0 | |

PACS - NCAA Pacific Coast College Division Regionals (Sacramento, Calif.)
 D2RT - NCAA Div. II Regionals (Tacoma, Wash.)
 JAMB - Harnet Jamboree (Sacramento, Calif.)

UCLA

O: 2-9 | D1: 2-9
 H: 1-1 | A: 1-8 | N: 0-0

| DATE | LOC | W/L/T | SCORE | NOTE |
|---------|-----|-------|-------|------|
| 5/11/90 | A | L | 9-7 | |
| 5/12/90 | A | L | 13-5 | |
| 5/9/92 | H | L | 5-2 | |
| 5/9/92 | H | W | 10-7 | |
| 3/2/12 | A | L | 5-2 | |
| 3/3/12 | A | L | 6-2 | |
| 3/4/12 | A | L | 11-2 | |
| 3/1/19 | A | L | 2-1 | |
| 3/2/19 | A | L | 6-0 | |
| 3/3/19 | A | W | 2-1 | |
| 3/4/23 | A | L | 3-2 | SCBC |

SCBC - Southern California College Baseball Classic (Campus Sites)

UC RIVERSIDE

O: 6-24 | D1: 5-23
 H: 2-15 | A: 4-9 | N: 0-0

| DATE | LOC | W/L/T | SCORE | NOTE |
|---------|-----|-------|-------|------|
| 2/13/82 | A | W | 7-4 | |
| 2/5/83 | A | L | 13-2 | |
| 3/24/01 | H | L | 12-8 | |
| 3/25/01 | H | L | 16-1 | |
| 3/26/01 | H | L | 8-6 | |
| 5/4/01 | A | L | 10-9 | |
| 5/5/01 | A | W | 12-6 | |
| 5/6/01 | A | W | 6-4 | |
| 4/12/02 | H* | L | 10-0 | |
| 4/13/02 | H* | L | 7-3 | |
| 4/14/02 | H* | L | 17-5 | |

| | | | | |
|---------|---|---|----------|-----|
| 3/22/03 | A | L | 14-4 | |
| 3/23/03 | A | L | 6-2 | |
| 2/29/04 | A | L | 5-3 | RBI |
| 3/21/04 | H | L | 4-2 | |
| 3/22/04 | H | L | 9-1 | |
| 3/11/05 | H | L | 5-2 | |
| 3/12/05 | H | L | 7-1 | |
| 2/26/11 | H | L | 2-0 (11) | |
| 2/26/11 | H | L | 18-2 | |
| 2/27/11 | H | L | 4-3 | |
| 3/9/12 | A | L | 15-4 | |
| 3/10/12 | A | L | 1-0 | |
| 3/11/12 | A | W | 5-2 | |
| 2/22/13 | H | L | 2-1 | |
| 2/23/13 | H | W | 4-3 | |
| 2/23/13 | H | L | 7-6 | |
| 2/24/13 | H | W | 7-4 | |
| 3/7/14 | A | L | 9-1 | |
| 3/9/14 | A | L | 6-1 | |

RBI - Riverside Baseball Invitational (Riverside, Calif.)

UC SAN DIEGO

O: 3-2 | D1: 2-1
 H: 0-0 | A: 3-2 | N: 0-0

| DATE | LOC | W/L/T | SCORE | NOTE |
|---------|-----|-------|-------|------|
| 4/24/87 | A | W | 5-4 | |
| 4/24/87 | A | L | 9-5 | |
| 2/7/04 | A | W | 6-5 | |
| 2/7/04 | A | L | 7-5 | |
| 2/8/04 | A | W | 3-2 | |

UC SANTA BARBARA

O: 28-33-1 | D1: 28-33
 H: 14-16 | A: 12-16-1 | N: 2-0

| DATE | LOC | W/L/T | SCORE | NOTE |
|---------|-----|-------|----------|------|
| 2/11/82 | A | W | 6-6 | |
| 2/11/90 | H | L | 6-4 (10) | |
| 2/11/90 | H | W | 6-3 | |
| 2/9/91 | A | W | 8-4 | |
| 2/22/93 | A | W | 4-1 | |
| 2/27/93 | H | W | 11-7 | |
| 2/11/94 | H | W | 13-7 | |
| 2/12/94 | H | L | 9-7 | |
| 2/12/94 | H | W | 11-6 | |
| 2/10/95 | A | W | 7-5 | |
| 2/11/95 | A | L | 9-8 | |
| 2/12/95 | A | L | 4-3 | |
| 2/9/96 | H | W | 7-6 | |
| 2/10/96 | H | L | 8-5 (11) | |
| 2/11/96 | H | L | 6-3 | |
| 4/18/97 | A* | L | 15-5 | |
| 4/19/97 | A* | L | 9-7 | |
| 4/20/97 | A* | L | 15-6 | |
| 4/17/98 | H* | W | 10-7 | |
| 4/18/98 | H* | L | 8-5 | |
| 4/19/98 | H* | W | 7-6 | |
| 5/16/98 | N | W | 15-11 | BWTF |
| 3/5/99 | A* | W | 8-6 | |
| 3/6/99 | A* | L | 7-2 | |
| 3/7/99 | A* | W | 10-4 | |
| 3/17/00 | H* | L | 2-0 | |
| 3/18/00 | H* | W | 13-0 | |
| 3/19/00 | H* | W | 13-5 | |
| 5/12/00 | A* | W | 8-6 | |
| 5/13/00 | A* | L | 10-9 | |
| 5/14/00 | A* | L | 17-12 | |
| 4/21/01 | H* | L | 13-5 | |
| 4/22/01 | H* | W | 4-2 | |
| 4/23/01 | H* | L | 9-7 | |
| 5/17/02 | A* | L | 14-5 | |
| 5/18/02 | A* | L | 8-7 | |
| 5/19/02 | A* | W | 12-7 | |
| 2/28/03 | A | W | 4-1 | |
| 3/1/03 | A | L | 4-3 | |
| 3/2/03 | A | L | 11-1 | |
| 4/2/04 | H | L | 10-5 | |
| 4/3/04 | H | L | 11-0 | |
| 4/4/04 | H | L | 10-1 | |
| 4/1/10 | H | L | 9-0 | |
| 4/3/10 | H | W | 3-0 | |
| 4/3/10 | H | W | 10-9 | |
| 3/4/11 | A | L | 4-2 | |
| 3/5/11 | A | W | 3-2 | |
| 3/6/11 | A | L | 10-9 | |
| 3/15/13 | A | L | 5-0 | |
| 3/16/13 | A | L | 5-4 | |
| 3/17/13 | A | W | 13-7 | |
| 3/16/15 | H | L | 2-0 | |
| 3/17/15 | H | W | 5-4 | |
| 3/18/15 | H | L | 8-6 (11) | |
| 3/16/18 | A | W | 12-3 | |
| 3/17/18 | A | L | 10-2 | |

| | | | | |
|---------|---|---|----------|------|
| 3/18/18 | A | W | 2-0 | |
| 6/1/19 | N | W | 6-4 | DIRS |
| 2/14/20 | H | W | 6-1 | |
| 2/15/20 | H | L | 1-0 (11) | |
| 2/16/20 | H | L | 4-2 | |

BWTF - Big West Tournament (Fullerton, Calif.)
 DIRS - NCAA Division I Regional (Stanford, Calif.)

UNLV

O: 2-4 | D1: 2-4
 H: 0-3 | A: 2-1 | N: 0-0

| DATE | LOC | W/L/T | SCORE | NOTE |
|---------|-----|-------|-----------|------|
| 2/19/10 | A | W | 10-8 (11) | |
| 2/20/10 | A | W | 19-5 | |
| 2/21/10 | A | L | 18-14 | |
| 5/18/12 | H | L | 12-0 | |
| 5/19/12 | H | L | 5-3 | |
| 5/20/12 | H | L | 8-7 (11) | |

USC

O: 0-1 | D1: 0-1
 H: 0-0 | A: 0-1 | N: 0-0

| DATE | LOC | W/L/T | SCORE | NOTE |
|--------|-----|-------|-------|------|
| 3/3/23 | A | L | 8-7 | SCBC |

SCBC - Southern California College Baseball Classic (Campus Sites)

U.S. INTERNATIONAL

O: 1-9 | D1: 0-2
 H: 0-4 | A: 1-4 | N: 0-1

| DATE | LOC | W/L/T |
|------|-----|-------|
|------|-----|-------|

SERIES GAME-BY-GAME

UTAH VALLEY

O: 38-21 | D1: 38-21
H: 23-11 | A: 11-8 | N: 4-2

| DATE | LOC | W/L/T | SCORE | NOTE |
|---------|-----|-------|----------|------|
| 4/15/05 | H | W | 4-1 | |
| 4/16/05 | H | W | 14-5 | |
| 4/16/05 | H | W | 7-6 | |
| 4/17/05 | H | W | 8-3 | |
| 3/17/06 | H | L | 8-0 | |
| 3/18/06 | H | W | 7-1 | |
| 3/18/06 | H | L | 6-5 | |
| 3/19/06 | H | W | 7-1 | |
| 3/8/08 | H | L | 7-2 | RCC |
| 4/10/09 | H | W | 7-5 | |
| 4/10/09 | H | L | 9-6 | |
| 4/11/09 | H | W | 16-6 | |
| 4/11/09 | H | W | 7-1 | |
| 3/25/11 | H | L | 6-0 | |
| 3/27/11 | H | W | 6-3 | |
| 3/27/11 | H | L | 4-1 | |
| 3/22/12 | A | W | 13-3 | |
| 3/23/12 | A | L | 10-6 | |
| 3/24/12 | A | L | 13-8 | |
| 3/1/13 | H | W | 1-0 | |
| 3/2/13 | H | L | 6-4 | |
| 3/3/13 | H | W | 10-3 | |
| 4/17/14 | H* | W | 5-0 | |
| 4/18/14 | H* | W | 10-0 | |
| 4/19/14 | H* | L | 6-0 | |
| 5/24/14 | N | W | 10-3 | WACM |
| 5/24/14 | N | W | 10-3 | WACM |
| 4/10/15 | A* | L | 12-3 | |
| 4/11/15 | A* | L | 11-9 | |
| 4/12/15 | A* | W | 13-2 | |
| 5/20/15 | N | L | 3-2 (11) | WACM |
| 5/22/15 | N | W | 9-3 | WACM |
| 5/6/16 | H* | W | 8-0 | |
| 5/7/16 | H* | L | 5-0 | |
| 5/8/16 | H* | L | 3-2 | |
| 3/31/17 | A* | W | 9-1 | |
| 3/31/17 | A* | W | 12-4 | |
| 4/1/17 | A* | L | 7-6 | |
| 5/17/18 | H* | W | 4-3 | |
| 5/18/18 | H* | W | 10-4 | |
| 5/19/18 | H* | W | 8-2 | |
| 5/10/19 | A* | L | 6-2 | |
| 5/11/19 | A* | W | 5-4 | |
| 5/12/19 | A* | L | 14-4 | |
| 5/22/19 | N | L | 4-2 | WACM |
| 5/24/19 | N | W | 6-4 | WACM |
| 3/19/21 | A* | W | 8-3 | |
| 3/19/21 | A* | W | 8-5 | |
| 3/21/21 | A* | W | 10-4 | |
| 3/21/21 | A* | W | 11-7 | |
| 4/1/22 | A* | W | 7-5 | |
| 4/2/22 | A* | L | 10-4 | |
| 4/3/22 | A* | W | 5-3 | |
| 5/13/22 | H* | W | 8-7 | |
| 5/14/22 | H* | W | 5-2 | |
| 5/15/22 | H* | W | 7-2 | |
| 4/6/23 | H* | W | 7-5 | |
| 4/7/23 | H* | W | 7-5 | |
| 4/8/23 | H* | L | 3-1 | |

RCC - River City Classic (Sacramento, Calif.)

WACM - Western Athletic Conference Tournament (Mesa, Ariz.)

UT ARLINGTON

O: 1-5 | D1: 1-5
H: 1-5 | A: 0-0 | N: 0-0

| DATE | LOC | W/L/T | SCORE | NOTE |
|---------|-----|-------|-------|------|
| 5/16/13 | H* | L | 15-7 | |
| 5/17/13 | H* | L | 3-2 | |
| 5/18/13 | H* | L | 6-5 | |
| 4/14/23 | H* | L | 9-7 | |
| 4/15/23 | H* | W | 8-3 | |
| 4/16/23 | H* | L | 12-10 | |

UT RIO GRANDE VALLEY

O: 20-10 | D1: 20-10
H: 12-4 | A: 5-4 | N: 3-2

| DATE | LOC | W/L/T | SCORE | NOTE |
|---------|-----|-------|----------|------|
| 5/9/14 | A* | W | 3-1 | |
| 5/10/14 | A* | L | 2-0 | |
| 5/10/14 | A* | L | 2-0 | |
| 3/20/15 | H* | W | 4-2 | |
| 3/21/15 | H* | W | 7-4 | |
| 3/22/15 | H* | W | 10-2 | |
| 4/22/16 | A* | L | 3-2 | |
| 4/23/16 | A* | W | 12-3 | |
| 4/23/16 | A* | W | 5-3 (15) | |
| 5/18/17 | H* | W | 6-4 | |

| | | | | |
|---------|----|---|----------|------|
| 5/19/17 | H* | W | 13-6 | |
| 5/20/17 | H* | W | 8-6 | |
| 4/27/18 | A* | W | 5-2 | |
| 4/28/18 | A* | L | 7-6 | |
| 4/29/18 | A* | W | 5-2 | |
| 3/22/19 | H* | W | 5-4 (10) | |
| 3/23/19 | H* | W | 7-1 | |
| 3/24/19 | H* | L | 5-3 | |
| 5/24/19 | N | W | 6-2 | WACM |
| 5/20/21 | H* | W | 5-4 (11) | |
| 5/21/21 | H* | W | 20-5 | |
| 5/21/21 | H* | W | 6-5 (10) | |
| 5/22/21 | H* | L | 4-2 | |
| 5/27/21 | N | W | 9-5 | WACM |
| 5/29/21 | N | L | 10-0 | WACM |
| 5/25/22 | N | L | 2-1 | WACM |
| 5/27/22 | N | W | 9-5 | WACM |
| 5/5/23 | H* | W | 12-6 | |
| 5/6/23 | H* | L | 7-5 | |
| 5/7/23 | H* | L | 9-6 | |

WACM - Western Athletic Conference Tournament (Mesa, Ariz.)

UTSA

O: 1-3 | D1: 1-3
H: 0-0 | A: 1-2 | N: 0-1

| DATE | LOC | W/L/T | SCORE | NOTE |
|---------|-----|-------|----------|------|
| 4/19/13 | A* | L | 7-2 | |
| 4/20/13 | A* | W | 12-1 | |
| 4/21/13 | A* | L | 8-5 | |
| 5/22/13 | N | L | 3-2 (14) | WACT |

WACT - Western Athletic Conference Tournament (Grand Prairie, Texas)

VALPARAISO

O: 1-0 | D1: 1-0
H: 1-0 | A: 0-0 | N: 0-0

| DATE | LOC | W/L/T | SCORE | NOTE |
|--------|-----|-------|-------|------|
| 3/2/93 | H | W | 13-0 | |

WARNER PACIFIC

O: 2-0
H: 2-0 | A: 0-0 | N: 0-0

| DATE | LOC | W/L/T | SCORE | NOTE |
|---------|-----|-------|-------|------|
| 3/21/88 | H | W | 4-2 | |
| 3/21/89 | H | W | 15-8 | |

WASHINGTON

O: 3-8 | D1: 3-6
H: 2-4 | A: 1-3 | N: 0-1

| DATE | LOC | W/L/T | SCORE | NOTE |
|---------|-----|-------|----------|------|
| 3/20/79 | H | L | 12-2 | |
| 3/20/89 | H | L | 10-5 | |
| 2/27/04 | N | L | 4-2 | RBI |
| 3/3/17 | A | W | 7-1 | |
| 3/4/17 | A | L | 8-5 (10) | |
| 3/4/17 | A | L | 3-2 | |
| 3/5/17 | A | L | 4-0 | |
| 2/16/18 | H | L | 4-1 (11) | |
| 2/17/18 | H | W | 6-4 | |
| 2/18/18 | H | W | 6-0 | |
| 2/19/18 | H | L | 8-5 | |

RBI - Riverside Baseball Invitational (Riverside, Calif.)

WASHINGTON STATE

O: 17-22 | D1: 14-10
H: 13-15 | A: 3-6 | N: 1-0

| DATE | LOC | W/L/T | SCORE | NOTE |
|---------|-----|-------|-------|------|
| 4/10/62 | H | L | 4-3 | |
| 4/6/64 | H | L | 8-0 | |
| 4/6/64 | H | L | 1-0 | |
| 4/7/65 | H | L | 6-5 | |
| 4/7/65 | H | L | 5-0 | |
| 1966 | - | L | 10-7 | |
| 4/10/67 | H | W | 3-2 | |
| 4/8/69 | H | L | 4-3 | |
| 4/7/70 | H | W | 5-4 | |
| 4/7/70 | H | L | 4-2 | |
| 4/3/73 | H | L | 10-4 | |
| 4/6/77 | H | L | 2-1 | |
| 4/6/77 | H | W | 2-1 | |
| 4/5/78 | H | L | 9-8 | |
| 4/5/78 | H | L | 6-1 | |
| 3/22/91 | N | W | 5-1 | RAIN |
| 2/18/94 | H | W | 11-6 | |
| 2/17/95 | H | W | 9-8 | |
| 2/18/95 | H | W | 6-0 | |

| | | | | |
|---------|---|---|------------|-----|
| 2/17/97 | H | W | 17-5 | |
| 3/8/02 | H | W | 9-2 | |
| 3/9/02 | H | L | 9-4 | |
| 3/10/02 | H | W | 11-10 (10) | |
| 5/9/03 | A | L | 17-11 | |
| 5/10/03 | A | L | 14-5 | |
| 5/11/03 | A | W | 15-14 | |
| 2/22/04 | H | L | 6-2 | RCC |
| 5/8/04 | A | L | 17-3 | |
| 5/9/04 | A | W | 3-1 | |
| 5/10/04 | A | L | 6-5 | |
| 2/4/05 | H | L | 8-7 | |
| 2/5/05 | H | W | 9-8 | |
| 2/6/05 | H | W | 8-6 | |
| 5/7/05 | A | L | 6-0 | |
| 5/8/05 | A | L | 11-4 | |
| 5/9/05 | A | W | 6-5 | |
| 2/18/17 | H | W | 10-2 | |
| 2/18/17 | H | W | 6-4 | |
| 2/19/17 | H | L | 4-3 | |

RAIN - Rainbow Easter Tournament (Honolulu, Hawaii)
RCC - River City Classic (Sacramento, Calif.)

WEST ALABAMA

O: 0-1
H: 0-0 | A: 0-0 | N: 0-1

| DATE | LOC | W/L/T | SCORE | NOTE |
|---------|-----|-------|-------|------|
| 3/30/88 | N | L | 5-3 | CBUS |

CBUS - Game Played at Columbus, Ga.

WEST GEORGIA

O: 1-0
H: 0-0 | A: 0-0 | N: 1-0

| DATE | LOC | W/L/T | SCORE | NOTE |
|---------|-----|-------|-------|------|
| 3/31/88 | N | W | 8-7 | CBUS |

CBUS - Game Played at Columbus, Ga.

WEST VIRGINIA

O: 0-1 | D1: 0-1
H: 0-0 | A: 0-0 | N: 0-1

| DATE | LOC | W/L/T | SCORE | NOTE |
|--------|-----|-------|-------|------|
| 3/8/14 | N | L | 8-1 | UCR |

UCR - Game Played at UC Riverside

WESTERN OREGON

O: 1-0
H: 0-0 | A: 0-0 | N: 1-0

| DATE | LOC | W/L/T | SCORE | NOTE |
|---------|-----|-------|-------|------|
| 3/20/84 | N | W | 9-8 | UNR |

UNR - Game Played at Reno, Nev.

WESTMONT

O: 1-0
H: 0-0 | A: 0-0 | N: 1-0

| DATE | LOC | W/L/T | SCORE | NOTE |
|---------|-----|-------|-------|------|
| 2/11/82 | N | W | 5-3 | |

WHITTIER COLLEGE

O: 1-0
H: 0-0 | A: 0-0 | N: 1-0

| DATE | LOC | W/L/T | SCORE | NOTE |
|---------|-----|-------|-------|------|
| 5/19/61 | N | W | 8-2 | ND3 |

ND3 - NAIA District 3 Playoffs (Claremont, Calif.)

WICHITA STATE

O: 1-2 | D1: 1-2
H: 0-0 | A: 1-0 | N: 0-2

| DATE | LOC | W/L/T | SCORE | NOTE |
|---------|-----|-------|-------|------|
| 3/28/91 | N | L | 3-2 | RAIN |
| 3/2/05 | N | L | 9-3 | BOW |
| 3/22/17 | A | W | 3-2 | |

RAIN - Rainbow Easter Tournament (Honolulu, Hawaii)
BOW - Rainbow Baseball Tournament (Honolulu, Hawaii)

WILLAMETTE

O: 1-0
H: 1-0 | A: 0-0 | N: 0-0

| DATE | LOC | W/L/T | SCORE | NOTE |
|---------|-----|-------|-------|------|
| 3/18/85 | H | W | 10-2 | |

WILLIAM JESSUP

O: 2-0 | D1: 2-0
H: 2-0 | A: 0-0 | N: 0-0

| DATE | LOC | W/L/T | SCORE | NOTE |
|---------|-----|-------|-------|------|
| 3/10/15 | H | W | 4-1 | |
| 3/15/16 | H | W | 6-1 | |

WYOMING

O: 1-0 | D1: 1-0
H: 1-0 | A: 0-0 | N: 0-0

| DATE | LOC | W/L/T | SCORE | NOTE |
|---------|-----|-------|-------|------|
| 2/16/94 | H | W | 21-7 | |

YUBA CITY BEARS

O: 1-0
H: 0-0 | A: 0-0 | N: 0-0

| DATE | LOC | W/L/T | SCORE | NOTE |
|------|-----|-------|-------|------|
| 1951 | - | W | 13-5 | |

