


ALL-TIME CAREER RECORDS



Robert Martin

POINTS

1. Robert Martin (1985-89) 1,774
2. Chuck Mobley (1955-59)..... 1,517
3. Loren Leath (2005-09)..... 1,489
4. Mikh McKinney (2012-15)..... 1,468
5. Lynn Livie (1964-66) 1,447
6. Dylan Garrity (2011-15) 1,406
7. John Dickson (2009-13) 1,313
8. Alex Williams (1986-88)..... 1,239
9. Damond Edwards (1992-97) .. 1,197
10. Mike Kane (1988-93)..... 1,161



Chuck Mobley

SCORING AVERAGE

1. Lynn Livie (1964-66) 27.8
2. Alex Williams (1986-88)..... 21.4
3. Norm Siefkin (1966-68)..... 19.0
4. Chuck Mobley (1955-59)..... 18.3
5. Tony Matich (1957-58)..... 18.0
6. Charlie Walker (1968-71) 17.8
7. Gale Butler (1963-65) 17.1
8. Darnell Anderson (1979-81)..... 16.9
9. Mitch Third (1969-70)..... 16.7
10. Nate Robinson (1976-78)..... 16.6



Loren Leath

FIELD GOALS MADE


1. Robert Martin (1985-89) 665
2. Lynn Livie (1964-66) 575
3. Loren Leath (2005-09)..... 526
4. Mikh McKinney (2012-15)..... 508
5. Chuck Mobley (1955-59)..... 503
6. John Dickson (2009-13) 456
7. Dylan Garrity (2011-15) 434
8. Alex Bausley (2003-07)..... 430
9. Damond Edwards (1992-97) 428
10. Ron Rohrer (1960-63) 427



Mikh McKinney

FIELD GOALS ATT.

1. Robert Martin (1985-89) 1,505
2. Loren Leath (2005-09)..... 1,374
3. Lynn Livie (1964-66) 1,273
4. Chuck Mobley (1955-59)..... 1,165
5. Damond Edwards (1992-97) .. 1,144
6. Mikh McKinney (2012-15)..... 1,082
7. John Dickson (2009-13) 1,077
8. Ron Rohrer (1960-63) 1,061
9. Alex Bausley (2003-07)..... 1,000
10. Michael Boyd (1993-97)..... 997



Lynn Livie

FIELD GOAL PCT.

(MIN. 75 FG MADE)

1. Jordan Salley (2012-14)..... .619
2. Josh McCarver (2010-12)..... .609
3. Sean McClendon (1987-89)569
4. Chris Farr (1986-88)..... .562
5. Vernon Durham (1982-87)557
6. Sean Smartt (1985-89)..... .548
7. Garry Gardner (1983-84)..... .546
Joe Garland (1974-76)546
9. Chuck Gulo (1975-77)540
10. Bruce Green (1971-73)538

THREE POINTERS

1. Robert Martin (1985-89) 294
2. Alex Williams (1986-88) 247
3. Mike Kane (1988-93)..... 243
4. Loren Leath (2005-09)..... 240
5. Dylan Garrity (2011-15) 222
6. Damond Edwards (1992-97) 162
7. Charlo Davis (1991-93)..... 146
8. Brandon Guyton (2002-04) 142
9. Rene Jacques (1998-02)..... 140
10. Mikh McKinney (2012-15)..... 132

THREE POINTERS ATT.

1. Robert Martin (1985-89) 756
2. Loren Leath (2005-09)..... 678
3. Mike Kane (1988-93)..... 545
4. Alex Williams (1986-88) 541
5. Dylan Garrity (2011-15) 532
6. Damond Edwards (1992-97) 506
7. Charlo Davis (1991-93)..... 432
8. Eric Carey (1995-97) 427
9. Rene Jacques (1998-02)..... 419
10. Brandon Guyton (2002-04) 405

THREE POINT PCT.

(MIN. 50 3FG MADE)

1. Alex Williams (1986-88)457
2. Mike Kane (1988-93)..... .446
3. Zach Mills (2013-15)..... .432
4. Joe Eberhard (2011-13)421
5. Dylan Garrity (2011-15)417
6. Duro Bjegovic (2009-11)395
7. Mikh McKinney (2012-15)..... .389
8. Robert Martin (1985-89)389
9. Antonio Flaggs (2008-10)385
10. Joseth Dawson (2001-04)..... .374

FREE THROWS MADE

1. Chuck Mobley (1955-59)..... 511
2. John Dickson (2009-13) 329
3. Mikh McKinney (2012-15)..... 320
4. Dylan Garrity (2011-15) 316
5. John Dille (1960-63) 308
6. Lynn Livie (1964-66) 297
7. DaShawn Freeman (2002-06).... 269
8. Sean McClendon (1987-89) 259
9. Jason Harris (2004-06) 251
10. Joseth Dawson (2001-04)..... 240

FREE THROWS ATT.

1. Chuck Mobley (1955-59)..... 657
2. John Dickson (2009-13) 456
3. John Dille (1960-63) 423
4. Mikh McKinney (2012-15)..... 395
5. Dylan Garrity (2011-15) 378
6. Sean McClendon (1987-89) 365
7. Lynn Livie (1964-66) 363
8. Vernon Durham (1982-87) 358
9. Jason Harris (2004-06) 338
10. DaShawn Freeman (2002-06).. 336

FREE THROW PCT.

(MIN. 40 FT MADE)

1. Joe Garland (1974-76)874
2. Carlton Rolfe (1956-57)..... .855
3. Marvin Epps (1984-85)..... .846
4. Laurence Houston (1975-76)..... .841
5. Gus Armstead (1984-86)..... .839
6. Dylan Garrity (2011-15)836
7. Sultan Toles-Bey (2009-11)834
Bruce Green (1971-73)834
9. Alex Williams (1986-88)..... .832
10. Bill Bates (1974-75)828

MISCELLANEOUS

Most Points in a Game

- Lynn Livie.....51
vs. San Francisco State (1965-66)

Most Field Goals in a Game

- Lynn Livie.....22
vs. San Francisco State (1965-66)

Most Field Goals Attempted in a Game

- Lynn Livie.....34
vs. San Francisco State (1965-66)

Most Consecutive Free Throws Made

- Laurence Houston.....41
During the 1975-76 season

ALL-TIME CAREER RECORDS

REBOUNDS

1. Bill Whitaker (1960-62)..... 984
2. Greg Reed (1966-69)..... 736
3. Louis Wright (1967-69)..... 575
4. Alex Bausley (2003-07)..... 546
5. Norm Siefkin (1966-68)..... 525
6. Ron Rohrer (1960-63)..... 510
7. John Dickson (2009-13)..... 508
8. Michael Boyd (1993-97)..... 507
9. Nate Robinson (1976-78)..... 501
10. Dick Palmer (1964-66)..... 494

REBOUNDS PER GAME

1. Bill Whitaker (1960-62)..... 17.3
2. Charlie Walker (1968-71)..... 14.1
3. Norm Siefkin (1966-68)..... 13.8
4. Louis Wright (1967-69)..... 11.3
5. Mitch Third (1969-70)..... 9.9
6. Greg Reed (1966-69)..... 9.8
7. Dick Palmer (1964-66)..... 9.7
8. Gale Butler (1963-65)..... 9.6
9. Nate Robinson (1976-78)..... 9.3
10. Bob Ferrel (1965-66)..... 8.8

ASSISTS

1. Dylan Garrity (2011-15)..... 527
2. DaShawn Freeman (2002-06).... 501
3. Pat Wallace (1989-93)..... 428
4. Bruce Woodard (1985-89)..... 395
5. Mikh McKinney (2012-15)..... 369
6. Chris Farr (1986-88)..... 332
7. Damond Edwards (1992-97)..... 243
8. Robert Martin (1985-89)..... 241
9. Sultan Toles-Bey (2009-11)..... 234
10. Mark Jones (1988-92)..... 228

ASSISTS PER GAME

1. Chris Farr (1986-88)..... 5.7
2. Ryan Coleman (1997-98)..... 5.6
3. Mark Hunter (1994-95)..... 5.2
4. Vinnie McGhee (2007-08)..... 5.1
5. Nate Murase (1998-99)..... 4.8
6. Markel Sadler (1995-96)..... 4.7
7. Dylan Garrity (2011-15)..... 4.4
DaShawn Freeman (2002-06).... 4.4
9. Rich Johnson (1979-82)..... 4.2
10. Mikh McKinney (2012-15)..... 4.1

BLOCKED SHOTS

1. Cassius Kelleybrew (1985-87).... 152
2. Vincent Stewart (1991-95)..... 105
3. John Dickson (2009-13)..... 100
4. Sean McClendon (1987-89)..... 99
5. Chris Dahlberg (1982-85)..... 76
6. Justin Williams (2005-08)..... 70
7. Sean Houston (1996-99)..... 67
8. Anthony Flood (1998-00)..... 64
9. Tony Massop (1985-87)..... 61
10. Arinze Anoruo (1998-01)..... 57

BLOCKS PER GAME

1. Cassius Kelleybrew (1985-87).... 2.8
2. Sean McClendon (1987-89)..... 1.7
3. Chris Dahlberg (1982-85)..... 1.5
4. Anthony Flood (1998-00)..... 1.4
5. Sean Houston (1996-99)..... 1.2
6. David Victor (1995-97)..... 1.1
Tony Massop (1985-87)..... 1.1
Ron Chatman (1980-82)..... 1.1
9. Vincent Stewart (1991-95)..... 1.0
Willie Jordan (1990-91)..... 1.0

STEALS

1. DaShawn Freeman (2002-06).... 283
2. Pat Wallace (1989-93)..... 210
3. Alex Bausley (2003-07)..... 189
4. Mikh McKinney (2012-15)..... 149
5. Robert Martin (1985-89)..... 147
6. Bruce Woodard (1985-89)..... 143
7. Michael Boyd (1993-97)..... 132
8. Damond Edwards (1992-97)..... 123
9. Rame Batta (1999-01)..... 115
10. Loren Leath (2005-09)..... 112

STEALS PER GAME

1. DaShawn Freeman (2002-06).... 2.5
2. Rame Batta (1999-01)..... 2.1
3. Roderick Adams (2006-08)..... 1.9
Pablo Gonzales (1999-01)..... 1.9
Mark Hunter (1994-95)..... 1.9
Pat Wallace (1989-93)..... 1.9
7. Mikh McKinney (2012-15)..... 1.6
Alex Bausley (2003-07)..... 1.6
9. Sultan Toles-Bey (2009-11)..... 1.5
Domineek Daniel (2009-10)..... 1.5
Jason Harris (2004-06)..... 1.5
Raashad Hooks (2001-03)..... 1.5
Chris Farr (1986-88)..... 1.5

GAMES PLAYED

1. Dylan Garrity (2011-15)..... 119
2. John Dickson (2009-13)..... 115
Alex Bausley (2003-07)..... 115
DaShawn Freeman (2002-06).... 115
5. Loren Leath (2005-09)..... 112
Pat Wallace (1989-93)..... 112
Robert Martin (1985-89)..... 112
8. Bruce Woodard (1985-89)..... 110
9. Sean Smartt (1985-89)..... 108
10. Rene Jacques (1998-02)..... 107

GAMES STARTED


1. Dylan Garrity (2011-15)..... 116
2. Mikh McKinney (2012-15)..... 91
3. John Dickson (2009-pres.)..... 90
4. Alex Bausley (2003-07)..... 86
5. Robert Martin (1985-89)..... 82
6. Michael Boyd (1993-97)..... 80
7. DaShawn Freeman (2002-06).... 76
8. Damond Edwards (1992-97)..... 73
9. Justin Eller (2007-10)..... 68
10. Bruce Woodard (1985-89)..... 65

MINUTES


1. Dylan Garrity (2011-15)..... 3,991
2. Mikh McKinney (2012-15)..... 3,105
3. Damond Edwards (1992-97) .. 3,058
4. John Dickson (2009-13)..... 2,933
Alex Bausley (2003-07)..... 2,933
6. Michael Boyd (1993-97)..... 2,881
7. Loren Leath (2005-09)..... 2,870
8. DaShawn Freeman (2002-06)..... 2,843
9. Pat Wallace (1989-93)..... 2,753
10. Rene Jacques (1998-02)..... 2,573

MINUTES PER GAME


1. Nate Murase (1998-99)..... 34.3
2. Mikh McKinney (2012-15)..... 34.1
3. Joe Eberhard (2011-13)..... 33.9
Markel Sadler (1995-96)..... 33.9
5. Pablo Gonzales (1999-01)..... 33.8
6. Vinnie McGhee (2007-08)..... 33.7
7. Dylan Garrity (2011-15)..... 33.5
8. David Drakeford (1996-98)..... 33.4
9. Boyd Ransom (1982-83)..... 33.2
10. Abie Ramirez (1994-96)..... 32.6




Dylan Garrity



John Dickson



Alex Williams




Damond Edwards



Mike Kane

ALL-TIME SEASON RECORDS



Norm Siefkin

POINTS

1. Lynn Livie (1965-66)	779
2. Alex Williams (1987-88)	767
3. Lynn Livie (1964-65)	668
4. Mikh McKinney (2014-15)	613
5. Robert Martin (1988-89)	601
6. Robert Martin (1987-88)	572
7. Mike Kane (1989-90)	561
8. Darnell Anderson (1979-80)	553
9. Chuck Mobley (1958-59)	521
10. Nate Robinson (1977-78)	510

SCORING AVERAGE

1. Lynn Livie (1965-66)	30.0
2. Lynn Livie (1964-65)	25.7
3. Alex Williams (1987-88)	25.6
4. Chuck Mobley (1958-59)	21.7
5. Robert Martin (1988-89)	21.5
6. Darnell Anderson (1979-80)	20.5
7. Joe Garland (1974-75)	19.7
Charlie Walker (1968-69)	19.7
9. Norm Siefkin (1967-68)	19.5
10. Mikh McKinney (2014-15)	19.2

FIELD GOALS MADE


1. Lynn Livie (1965-66)	308
2. Lynn Livie (1964-65)	267
3. Alex Williams (1987-88)	256
4. Darnell Anderson (1979-80)	232
5. Mikh McKinney (2014-15)	219
6. Byron Williams (1977-78)	211
7. Nate Robinson (1977-78)	208
8. Robert Martin (1987-88)	206
9. Robert Martin (1988-89)	205
10. Tim Little (1989-90)	201

FIELD GOALS ATT.


1. Lynn Livie (1965-66)	681
2. Alex Williams (1987-88)	627
3. Lynn Livie (1964-65)	592
4. Robert Martin (1988-89)	487
5. Darnell Anderson (1979-80)	486
6. Robert Martin (1987-88)	484
7. Charlo Davis (1991-92)	477
8. Mike Kane (1989-90)	451
9. Mikh McKinney (2014-15)	432
10. Norm Siefkin (1967-68)	416
Walt Slider (1967-68)	416




Bill Whitaker



Nate Robinson



Charlo Davis



Greg Reed

FIELD GOAL PCT.

(MIN. 40 FG MADE)

1. Jordan Salley (2013-14)622
2. Louis Wright (1968-69)620
3. Byron Williams (1977-78)598
4. Marc Dubois (1970-71)595
5. Davon Roberts (2006-07)593
6. Sean McClendon (1988-89)592
7. Sean Smartt (1987-88)588
Vernon Durham (1983-84)588
9. Josh McCarver (2011-12)583
10. Joe Garland (1974-75)577

THREE POINTERS

1. Alex Williams (1987-88)	167
2. Robert Martin (1987-88)	128
3. Robert Martin (1988-89)	118
4. Mike Kane (1989-90)	115
5. Charlo Davis (1991-92)	88
6. Dylan Garrity (2014-15)	81
7. Alex Williams (1986-87)	80
8. Brandon Guyton (2003-04)	78
9. Dylan Garrity (2013-14)	75
10. Loren Leath (2006-07)	72

THREE POINTERS ATT.

1. Alex Williams (1987-88)	369
2. Robert Martin (1987-88)	336
3. Robert Martin (1988-89)	301
4. Charlo Davis (1991-92)	256
5. Mike Kane (1989-90)	253
6. Eric Carey (1995-96)	223
7. Brandon Guyton (2003-04)	208
8. Eric Carey (1996-97)	204
9. Loren Leath (2006-07)	200
10. Dylan Garrity (2014-15)	198

THREE POINT PCT.

(MIN. 25 FG MADE)

1. Dylan Garrity (2013-14)472
2. Zach Mills (2014-15)467
3. Alex Williams (1986-87)465
4. Joe Eberhard (2011-12)458
5. Mike Kane (1989-90)455
6. Alex Williams (1987-88)453
7. Mike Kane (1990-91)437
8. Mikh McKinney (2014-15)430
9. Mike Kane (1988-89)429
10. Dylan Garrity (2014-15)409
Anthony Flood (1999-00)409

FREE THROWS MADE

1. Lynn Livie (1965-66)	163
2. Jason Harris (2004-05)	157
3. Chuck Mobley (1958-59)	151
4. Sean McClendon (1988-89)	147
5. Joseth Dawson (2003-04)	140
6. Gale Butler (1963-64)	139
7. Tony Matich (1957-58)	135
Chuck Mobley (1957-58)	135
9. Lynn Livie (1964-65)	134
10. Walt Slider (1967-68)	130

FREE THROWS ATT.

1. Jason Harris (2004-05)	213
2. Lynn Livie (1965-66)	205
3. Sean McClendon (1988-89)	197
4. Chuck Mobley (1958-59)	195
5. Norm Siefkin (1967-68)	186
6. Gale Butler (1963-64)	182
7. Vernon Durham (1983-84)	179
8. Derek Lambeth (2002-03)	177
9. Chuck Mobley (1957-58)	176
Tony Matich (1957-58)	176

FREE THROW PCT.

(MIN. 25 FT MADE)

1. Gus Armstead (1984-85)933
2. Loren Leath (2005-06)897
Ken Stewart (1966-67)897
4. Washington Jacobs (1978-79)884
5. Maury Costa (1967-68)883
6. Joe Garland (1974-75)878
7. Sultan Toles-Bey (2009-10)869
8. Walt Slider (1968-69)864
9. Dylan Garrity (2012-13)861
Joe Garland (1975-76)861

Conference Titles

Sacramento State has won five conference championships, each of them coming while the program was playing in the Far Western Conference. The Hornets won titles during the 1958-59, 1961-62, 1969-70, 1971-72 and 1976-77 seasons. Sacramento State has been a member of the Far Western (1953-82), Northern California Athletic (1982-85), Great Northwest (1988-90), American West (1994-96) and Big Sky (1996-pres.) conferences.

ALL-TIME SEASON RECORDS

REBOUNDS

1. Bill Whitaker (1961-62).....	502
2. Bill Whitaker (1960-61).....	482
3. Norm Siefkin (1967-68).....	370
4. Louis Wright (1968-69).....	337
5. Tom Brian (1952-53).....	324
6. Charlie Walker (1968-69).....	304
7. Mitch Third (1969-70).....	276
8. Dick Palmer (1965-66).....	275
9. Greg Reed (1968-69).....	265
10. Ron Rohrer (1960-61).....	264

REBOUNDS PER GAME

1. Bill Whitaker (1960-61).....	18.5
2. Bill Whitaker (1961-62).....	16.2
3. Charlie Walker (1968-69).....	16.0
4. Norm Siefkin (1967-68).....	14.2
5. Louis Wright (1968-69).....	13.5
6. Norm Siefkin (1966-67).....	12.9
7. Greg Reed (1968-69).....	11.5
8. Ron Rohrer (1962-63).....	11.2
9. Tom Brian (1952-53).....	10.8
10. Sean Houston (1997-98).....	10.7

ASSISTS

1. Chris Farr (1987-88).....	207
2. Dylan Garrity (2011-12).....	193
3. Pat Wallace (1989-90).....	175
4. DaShawn Freeman (2005-06).....	165
5. Mikh McKinney (2014-15).....	156
6. Dylan Garrity (2012-13).....	143
7. Vinnie McGhee (2007-08).....	142
8. Ryan Coleman (1997-98).....	140
Mark Hunter (1994-95).....	140
Rich Johnson (1979-80).....	140

ASSISTS PER GAME

1. Dylan Garrity (2011-12).....	6.9
Chris Farr (1987-88).....	6.9
3. Ryan Coleman (1997-98).....	5.6
Pat Wallace (1989-90).....	5.6
5. DaShawn Freeman (2005-06).....	5.5
6. Rich Johnson (1979-80).....	5.4
7. Mark Hunter (1994-95).....	5.2
8. Dylan Garrity (2012-13).....	5.1
Vinnie McGhee (2007-08).....	5.1
10. Mikh McKinney (2014-15).....	4.9
DaShawn Freeman (2004-05).....	4.9

BLOCKED SHOTS

1. Cassius Kelleybrew (1986-87).....	77
2. Cassius Kelleybrew (1985-86).....	75
3. Chris Dahlberg (1984-85).....	61
4. Sean McClendon (1988-89).....	52
5. Sean McClendon (1987-88).....	47
6. Tony Massop (1986-87).....	43
7. Vincent Stewart (1993-94).....	42
8. Sean Houston (1998-99).....	41
9. Ron Chatman (1981-82).....	40
10. Anthony Flood (1999-00).....	39
Abie Ramirez (1995-96).....	39

BLOCKS PER GAME

1. Cassius Kelleybrew (1986-87).....	2.9
2. Cassius Kelleybrew (1985-86).....	2.7
3. Chris Dahlberg (1984-85).....	2.0
4. Sean McClendon (1988-89).....	1.9
5. Sean Houston (1998-99).....	1.6
Vincent Stewart (1993-94).....	1.6
Sean McClendon (1987-88).....	1.6
8. Tony Massop (1986-87).....	1.5
Ron Chatman (1981-82).....	1.5
10. Anthony Flood (1999-00).....	1.4
Abie Ramirez (1995-96).....	1.4

STEALS

1. DaShawn Freeman (2005-06).....	82
DaShawn Freeman (2004-05).....	82
3. Mikh McKinney (2014-15).....	78
4. Alex Bausley (2006-07).....	72
5. DaShawn Freeman (2002-03).....	70
6. Pat Wallace (1989-90).....	65
7. Alex Bausley (2005-06).....	64
8. Tom Brian (1952-53).....	62
9. Roderick Adams (2006-07).....	59
Bruce Woodard (1985-86).....	59

STEALS PER GAME

1. DaShawn Freeman (2004-05).....	2.9
2. DaShawn Freeman (2005-06).....	2.7
3. Alex Bausley (2006-07).....	2.5
4. Mikh McKinney (2014-15).....	2.4
DaShawn Freeman (2002-03).....	2.4
6. Headley Chambers (1982-83).....	2.3
7. Alex Bausley (2005-06).....	2.1
Rame Batta (2000-01).....	2.1
Rame Batta (1999-00).....	2.1
Pat Wallace (1989-90).....	2.1
Bruce Woodard (1985-86).....	2.1
Tom Brian (1952-53).....	2.1

GAMES PLAYED

1. Dreon Barlett (2014-15).....	33
Cody Demps (2014-15).....	33
Nick Hornsby (2014-15).....	33
Eric Stuteville (2014-15).....	33
Dylan Garrity (2014-15).....	33
Zach Mills (2014-15).....	33
Alex Tiffin (2014-15).....	33
8. Mikh McKinney (2014-15).....	32
Simon Zeigler (1983-84).....	32
10. Nine Players.....	31

GAMES STARTED

1. Cody Demps (2014-15).....	33
Dylan Garrity (2014-15).....	33
3. Mikh McKinney (2014-15).....	32
4. Eric Stuteville (2014-15).....	31
Mark Jones (1989-90).....	31
Mike Kane (1989-90).....	31
Tim Little (1989-90).....	31
8. Seven Players.....	30

MINUTES


1. Mikh McKinney (2014-15).....	1,183
2. Cody Demps (2014-15).....	1,104
3. Dylan Garrity (2014-15).....	1,085
4. Mikh McKinney (2013-14).....	1,038
5. Dylan Garrity (2013-14).....	1,014
6. Sultan Toles-Bey (2010-11).....	1,009
7. Joe Eberhard (2011-12).....	1,000
8. Pablo Gonzales (1999-00).....	974
9. Mark Jones (1989-90).....	966
10. DaShawn Freeman (2005-06).....	956

MINUTES PER GAME


1. Mikh McKinney (2014-15).....	37.0
2. David Drakeford (1996-97).....	36.6
3. Pablo Gonzales (1999-00).....	36.1
4. Sultan Toles-Bey (2010-11).....	36.0
5. Joe Eberhard (2011-12).....	35.7
6. Vernon Durham (1984-85).....	34.7
7. Mikh McKinney (2013-14).....	34.6
8. Nate Murase (1998-99).....	34.3
9. Sean Houston (1997-98).....	33.9
Markel Sadler (1995-96).....	33.9




DaShawn Freeman



Darnell Anderson



Michael Boyd




Chris Farr



Byron Williams

DIV. I CAREER RECORDS (1991-PRES.)



Joel Jones

POINTS

1. Loren Leath (2005-09)..... 1,489
2. Mikh McKinney (2012-15)..... 1,468
3. Dylan Garrity (2011-15) 1,406
4. John Dickson (2009-13) 1,313
5. Damond Edwards (1992-97) ... 1,197
6. Alex Bausley (2003-07)..... 1,150
7. Michael Boyd (1993-97)..... 1,064
8. DaShawn Freeman (2002-06).... 992
9. Charlo Davis (1991-93)..... 856
10. Jason Harris (2004-06) 802



Alex Bausley

SCORING AVERAGE

1. Charlo Davis (1991-93)..... 16.2
2. Mikh McKinney (2012-15)..... 16.1
3. Jason Harris (2004-06) 15.4
4. Joseth Dawson (2001-04)..... 14.2
5. Sedessa Fisher (1997-98) 13.9
6. Loren Leath (2005-09)..... 13.3
7. Pablo Gonzales (1999-01) 13.1
8. Vinnie McGhee (2007-08)..... 12.1
- Joel Jones (2001-04)..... 12.1
- Anthony Flood (1998-00) 12.1



Joseth Dawson

FIELD GOALS MADE


1. Loren Leath (2005-09)..... 526
2. Mikh McKinney (2012-15)..... 508
3. John Dickson (2009-13) 456
4. Dylan Garrity (2011-15) 434
5. Alex Bausley (2003-07)..... 430
6. Damond Edwards (1992-97) 428
7. Michael Boyd (1993-97)..... 399
8. Charlo Davis (1991-93)..... 321
9. DaShawn Freeman (2002-06).... 313
10. Justin Eller (2007-10) 271



Jason Harris

FIELD GOALS ATT.

1. Loren Leath (2005-09)..... 1,374
2. Damond Edwards (1992-97) ... 1,144
3. Mikh McKinney (2012-15)..... 1,082
4. John Dickson (2009-13) 1,077
5. Alex Bausley (2003-07)..... 1,000
6. Michael Boyd (1993-97)..... 997
7. Dylan Garrity (2011-15) 965
8. DaShawn Freeman (2002-06).... 808
9. Charlo Davis (1991-93)..... 792
10. Rene Jacques (1998-02)..... 777



Joe Eberhard

FIELD GOAL PCT.

(MIN. 75 FG MADE)

1. Jordan Salley (2012-14)..... .619
2. Josh McCarver (2010-12)..... .609
3. Jason Davis (2006-08)531
4. Adrian Hillman (1994-95)529
5. Davon Roberts (2004-07)525
6. Walter Jackson (2010-12)515
7. Eric Stuteville (2013-pres.)..... .511
8. Rickie Glenn (1999-01)510
9. Tony Champion (2000-04)..... .507
10. Justin Williams (2005-08)506

THREE POINTERS

1. Loren Leath (2005-09)..... 240
2. Dylan Garrity (2011-15) 222
3. Damond Edwards (1992-97) 162
4. Charlo Davis (1991-93)..... 146
5. Brandon Guyton (2002-04) 142
6. Rene Jacques (1998-02)..... 140
7. Mikh McKinney (2012-15)..... 132
8. Alex Bausley (2003-07)..... 127
9. Joseth Dawson (2001-04)..... 119
- Eric Carey (1995-97) 119

THREE POINTERS ATT.

1. Loren Leath (2005-09)..... 678
2. Dylan Garrity (2011-15) 532
3. Damond Edwards (1992-97) 506
4. Charlo Davis (1991-93)..... 432
5. Eric Carey (1995-97) 427
6. Rene Jacques (1998-02)..... 419
7. Brandon Guyton (2002-04) 405
8. Alex Bausley (2003-07)..... 387
9. Mikh McKinney (2012-15)..... 339
10. Joseth Dawson (2001-04)..... 318

THREE POINT PCT.

(MIN. 50 3FG MADE)

1. Zach Mills (2013-15)..... .432
2. Joe Eberhard (2011-13)..... .421
3. Dylan Garrity (2011-15)417
4. Duro Bjegovic (2009-11)395
5. Mikh McKinney (2012-15)..... .389
6. Antonio Flagg (2008-10)385
7. Joseth Dawson (2001-04)..... .374
8. Anthony Flood (1998-00)372
9. Jameel Pugh (2003-05)371
10. Vinnie McGhee (2007-08)370

FREE THROWS MADE

1. John Dickson (2009-13) 329
2. Mikh McKinney (2012-15)..... 320
3. Dylan Garrity (2011-15) 316
4. DaShawn Freeman (2002-06).... 269
5. Jason Harris (2004-06) 251
6. Joseth Dawson (2001-04)..... 240
7. Justin Eller (2007-10) 211
8. Michael Boyd (1993-97)..... 207
9. Haron Hargrave (2005-07) 201
10. Derek Lambeth (1999-03)..... 200

FREE THROWS ATT.

1. John Dickson (2009-13) 456
2. Mikh McKinney (2012-15)..... 395
3. Dylan Garrity (2011-15) 378
4. Jason Harris (2004-06) 338
5. DaShawn Freeman (2002-06).... 336
6. Justin Eller (2007-10) 318
7. Michael Boyd (1993-97)..... 317
8. Alex Bausley (2003-07)..... 304
9. Joseth Dawson (2001-04)..... 301
10. Derek Lambeth (1999-03)..... 287

FREE THROW PCT.

(MIN. 40 FT MADE)

1. Dylan Garrity (2011-15)836
2. Sultan Toles-Bey (2009-11)834
3. Angel Alamo (2006-07)821
4. Heath Hoffman (2010-12)815
5. Haron Hargrave (2005-07)814
6. Mikh McKinney (2012-15)..... .810
7. DaShawn Freeman (2002-06).... .801
8. Joseth Dawson (2001-04)..... .797
9. Rame Batta (1999-01)..... .794
10. Antonio Flagg (2008-10)793

DOUBLE-DOUBLES

1. Sean Houston (1996-99) 17
2. Alex Bausley (2003-07)..... 8
- Abie Ramirez (1994-96) 8
4. Arinze Anoruo (1998-01)..... 7
5. Justin Eller (2007-10) 6
- Cedric Thompkins (2000-04) 6
- Jimmy White (2001-03) 6
- Damond Edwards (1992-97) 6
- Robert Morris (1991-93) 6
10. Anthony Flood (1998-00)..... 5
- Michael Boyd (1993-97)..... 5

DIV. I CAREER RECORDS (1991-PRES.)

REBOUNDS

1. Alex Bausley (2003-07).....	546
2. John Dickson (2009-13).....	508
3. Michael Boyd (1993-97).....	507
4. Sean Houston (1996-99).....	481
5. Justin Eller (2007-10).....	455
6. Cedric Thompkins (2000-04).....	441
7. Damond Edwards (1992-97).....	398
8. Abie Ramirez (1994-96).....	396
9. Cody Demps (2012-pres.).....	345
10. Arinze Anoruo (1998-01).....	327

REBOUNDS PER GAME

1. Sean Houston (1996-99).....	8.4
2. Abie Ramirez (1994-96).....	7.3
3. Michael King (1993-94).....	6.5
4. Angel Alamo (2006-07).....	6.1
5. Anthony Flood (1998-00).....	5.9
6. Malcolm Merriman (1991-92).....	5.8
7. Jimmy White (2001-03).....	5.7
Adrian Hillman (1994-95).....	5.7
Robert Morris (1991-93).....	5.7
10. Joe Eberhard (2011-13).....	5.5

ASSISTS

1. Dylan Garrity (2011-15).....	527
2. DaShawn Freeman (2002-06).....	501
3. Mikh McKinney (2012-15).....	369
4. Damond Edwards (1992-97).....	243
5. Sultan Toles-Bey (2009-11).....	234
6. Raashad Hooks (2001-03).....	187
7. Rame Batta (1999-01).....	184
8. Cody Demps (2012-pres.).....	183
9. Mike Marcial (1008-10).....	180
10. Pat Wallace (1991-93).....	177

ASSISTS PER GAME

1. Ryan Coleman (1997-98).....	5.6
2. Mark Hunter (1994-95).....	5.2
3. Vinnie McGhee (2007-08).....	5.1
4. Nate Murase (1998-99).....	4.8
5. Markel Sadler (1995-96).....	4.7
6. Dylan Garrity (2011-15).....	4.4
DaShawn Freeman (2002-06).....	4.4
8. Mikh McKinney (2012-15).....	4.1
9. Sultan Toles-Bey (2009-11).....	4.0
LeRonne Armstrong (1993-94).....	4.0

BLOCKED SHOTS

1. Vincent Stewart (1991-95).....	105
2. John Dickson (2009-13).....	100
3. Justin Williams (2005-08).....	70
4. Sean Houston (1996-99).....	67
5. Anthony Flood (1998-00).....	64
6. Arinze Anoruo (1998-01).....	57
7. David Victor (1995-97).....	55
8. Abie Ramirez (1994-96).....	49
9. Jimmy White (2001-03).....	48
10. Chris Lange (2002-06).....	47
Michael Boyd (1993-97).....	47

BLOCKS PER GAME

1. Anthony Flood (1998-00).....	1.4
2. Sean Houston (1996-99).....	1.2
3. David Victor (1995-97).....	1.1
4. Vincent Stewart (1991-95).....	1.0
5. John Dickson (2009-13).....	0.9
Jimmy White (2001-03).....	0.9
Abie Ramirez (1994-96).....	0.9
8. Walter Jackson (2010-12).....	0.8
Justin Williams (2005-08).....	0.8
Joel Jones (2001-04).....	0.8
Arinze Anoruo (1998-01).....	0.8
Michael King (1993-94).....	0.8

STEALS

1. DaShawn Freeman (2002-06).....	283
2. Alex Bausley (2003-07).....	189
3. Mikh McKinney (2012-15).....	149
4. Michael Boyd (1993-97).....	132
5. Damond Edwards (1992-97).....	123
6. Rame Batta (1999-01).....	115
7. Loren Leath (2005-09).....	112
8. Pablo Gonzales (1999-01).....	104
9. Pat Wallace (1991-93).....	103
10. Rene Jacques (1998-02).....	101

STEALS PER GAME

1. DaShawn Freeman (2002-06).....	2.5
2. Rame Batta (1999-01).....	2.1
3. Roderick Adams (2006-08).....	1.9
Pablo Gonzales (1999-01).....	1.9
Mark Hunter (1994-95).....	1.9
Pat Wallace (1991-93).....	1.9
7. Mikh McKinney (2012-15).....	1.6
Alex Bausley (2003-07).....	1.6
9. Sultan Toles-Bey (2009-11).....	1.5
Domineek Daniel (2009-10).....	1.5
Jason Harris (2004-06).....	1.5
Raashad Hooks (2001-03).....	1.5

GAMES PLAYED

1. Dylan Garrity (2011-15).....	119
2. John Dickson (2009-13).....	115
Alex Bausley (2003-07).....	115
DaShawn Freeman (2002-06).....	115
5. Loren Leath (2005-09).....	112
6. Rene Jacques (1998-02).....	107
7. Michael Boyd (1993-97).....	106
Damond Edwards (1992-97).....	106
9. Vincent Stewart (1991-95).....	104
10. Tony Champion (2000-04).....	103

GAMES STARTED

1. Dylan Garrity (2011-15).....	116
2. Mikh McKinney (2012-15).....	91
3. John Dickson (2009-13).....	90
4. Alex Bausley (2003-07).....	86
5. Michael Boyd (1993-97).....	80
6. DaShawn Freeman (2002-06).....	76
7. Damond Edwards (1992-97).....	73
8. Justin Eller (2007-10).....	68
9. Cody Demps (2012-pres.).....	64
10. Cedric Thompkins (2000-04).....	60

MINUTES


1. Dylan Garrity (2011-15).....	3,991
2. Mikh McKinney (2012-15).....	3,105
3. Damond Edwards (1992-97).....	3,058
4. John Dickson (2009-13).....	2,933
Alex Bausley (2003-07).....	2,933
6. Michael Boyd (1993-97).....	2,881
7. Loren Leath (2005-09).....	2,870
8. DaShawn Freeman (2002-06).....	2,843
9. Rene Jacques (1998-02).....	2,573
10. Cody Demps (2012-pres.).....	2,382

MINUTES PER GAME


1. Nate Murase (1998-99).....	34.3
2. Mikh McKinney (2012-15).....	34.1
3. Joe Eberhard (2011-13).....	33.9
Markel Sadler (1995-96).....	33.9
5. Pablo Gonzales (1999-01).....	33.8
6. Vinnie McGhee (2007-08).....	33.7
7. Dylan Garrity (2011-15).....	33.5
8. David Drakeford (1996-98).....	33.4
9. Abie Ramirez (1994-96).....	32.6
10. Sultan Toles-Bey (2009-11).....	32.4



Haron Hargrave



Anthony Flood



Rickie Glenn




Sean Houston



Jameel Pugh

DIV. I SEASON RECORDS (1991-PRES.)




Justin Eller



Brandon Guyton



Derek Lambeth



Abie Ramirez



Pat Wallace

POINTS

1. Mikh McKinney (2014-15).....	613
2. Charlo Davis (1991-92).....	505
3. Mikh McKinney (2013-14).....	498
4. Jason Harris (2004-05).....	472
5. Dylan Garrity (2014-15).....	460
6. Loren Leath (2008-09).....	437
7. Alex Bausley (2005-06).....	407
8. Joseth Dawson (2003-04).....	404
9. Rickie Glenn (2000-01).....	401
10. Damond Edwards (1994-95).....	397

SCORING AVERAGE

1. Mikh McKinney (2014-15).....	19.2
2. Charlo Davis (1991-92).....	18.0
3. Jason Harris (2004-05).....	17.5
4. Mikh McKinney (2013-14).....	16.6
5. Loren Leath (2008-09).....	15.6
6. Rickie Glenn (2000-01).....	15.4
7. Jameel Pugh (2004-05).....	15.0
8. Damond Edwards (1996-97).....	14.8
9. Damond Edwards (1994-95).....	14.7
10. Pablo Gonzales (2000-01).....	14.6

FIELD GOALS MADE

1. Mikh McKinney (2014-15).....	219
2. Charlo Davis (1991-92).....	187
3. Mikh McKinney (2013-14).....	173
4. Rickie Glenn (2000-01).....	157
5. Alex Bausley (2005-06).....	156
6. Loren Leath (2008-09).....	149
7. Dylan Garrity (2014-15).....	148
8. Alex Bausley (2006-07).....	144
Jason Harris (2004-05).....	144
10. Damond Edwards (1994-95).....	142

FIELD GOALS ATT.

1. Charlo Davis (1991-92).....	477
2. Mikh McKinney (2014-15).....	432
3. Loren Leath (2006-07).....	389
4. Loren Leath (2007-08).....	372
5. Mikh McKinney (2013-14).....	359
6. Damond Edwards (1994-95).....	353
7. Loren Leath (2008-09).....	352
8. Damond Edwards (1996-97).....	343
9. Alex Bausley (2006-07).....	340
Jason Harris (2004-05).....	340

FIELD GOAL PCT.

(MIN. 40 FG MADE)

1. Jordan Salley (2013-14).....	.622
2. Davon Roberts (2006-07).....	.593
3. Josh McCarver (2011-12).....	.583
4. Jason Davis (2007-08).....	.556
5. Jimmy White (2002-03).....	.535
6. Arinze Anoruo (2000-01).....	.534
7. Adrian Hillman (1994-95).....	.529
8. Justin Williams (2005-06).....	.527
9. Eric Stuteville (2014-15).....	.525
10. Tony Champion (2003-04).....	.523

THREE POINTERS

1. Charlo Davis (1991-92).....	88
2. Dylan Garrity (2014-15).....	81
3. Brandon Guyton (2003-04).....	78
4. Dylan Garrity (2013-14).....	75
5. Loren Leath (2006-07).....	72
6. Mikh McKinney (2014-15).....	65
Joseth Dawson (2001-02).....	65
Eric Carey (1995-96).....	65
9. Brandon Guyton (2002-03).....	64
10. Nate Murase (1998-99).....	62

THREE POINTERS ATT.

1. Charlo Davis (1991-92).....	256
2. Eric Carey (1995-96).....	223
3. Brandon Guyton (2003-04).....	208
4. Eric Carey (1996-97).....	204
5. Loren Leath (2006-07).....	200
6. Dylan Garrity (2014-15).....	198
7. Brandon Guyton (2002-03).....	197
8. Nate Murase (1998-99).....	185
9. Damond Edwards (1994-95).....	180
10. Charlo Davis (1992-93).....	176

THREE POINT PCT.

(MIN. 25 3FG MADE)

1. Dylan Garrity (2013-14).....	.472
2. Zach Mills (2014-15).....	.467
3. Joe Eberhard (2011-12).....	.458
4. Mikh McKinney (2014-15).....	.430
5. Dylan Garrity (2014-15).....	.409
Anthony Flood (1999-00).....	.409
7. Dylan Garrity (2012-13).....	.408
8. John Dickson (2009-10).....	.406
9. Zach Mills (2013-14).....	.403
10. Antonio Flaggs (2008-09).....	.402

FREE THROWS MADE

1. Jason Harris (2004-05).....	157
2. Joseth Dawson (2003-04).....	140
3. Derek Lambeth (2002-03).....	125
4. Haron Hargrave (2006-07).....	119
5. Mikh McKinney (2013-14).....	114
6. Mikh McKinney (2014-15).....	110
7. John Dickson (2010-11).....	106
8. Cody Demps (2014-15).....	100
Justin Eller (2007-10).....	100
Joseth Dawson (2001-02).....	100

FREE THROWS ATT.

1. Jason Harris (2004-05).....	213
2. Derek Lambeth (2002-03).....	177
3. Joseth Dawson (2003-04).....	165
4. Haron Hargrave (2006-07).....	145
5. Justin Eller (2007-10).....	142
6. Mikh McKinney (2013-14).....	139
John Dickson (2010-11).....	139
8. Mikh McKinney (2014-15).....	137
9. Joseth Dawson (2001-02).....	136
10. Rickie Glenn (2000-01).....	133

FREE THROW PCT.

(MIN. 25 FT MADE)

1. Loren Leath (2005-06).....	.897
2. Sultan Toles-Bey (2009-10).....	.869
3. Dylan Garrity (2012-13).....	.861
4. Rame Batta (2000-01).....	.852
5. Heath Hoffman (2011-12).....	.851
6. Joseth Dawson (2003-04).....	.848
7. Dylan Garrity (2013-14).....	.831
8. Dylan Garrity (2014-15).....	.830
9. Angel Alamo (2006-07).....	.821
Haron Hargrave (2006-07).....	.821

DOUBLE-DOUBLES

1. Sean Houston (1998-99).....	8
2. Sean Houston (1997-98).....	7
3. Arinze Anoruo (2000-01).....	6
Damond Edwards (1996-97).....	6
Abie Ramirez (1995-96).....	6
6. Anthony Flood (1999-00).....	5
7. Dylan Garrity (2011-12).....	4
Justin Eller (2008-09).....	4
Alex Bausley (2004-05).....	4
Jimmy White (2002-03).....	4
Cedric Thompkins (2001-02).....	4
Adrian Hillman (1994-95).....	4

HORNET BASKETBALL

DIV. I SEASON RECORDS (1991-PRES.)

REBOUNDS

1. Sean Houston (1998-99)	215
2. Abie Ramirez (1995-96)	206
3. Justin Eller (2008-09)	193
4. Anthony Flood (1999-00)	192
5. Abie Ramirez (1994-95)	190
6. Cedric Thompkins (2001-02)	177
7. Angel Alamo (2006-07)	176
8. Jimmy White (2002-03)	175
9. Nick Hornsby (2014-15)	172
10. Cody Demps (2014-15)	169

REBOUNDS PER GAME

1. Sean Houston (1997-98)	10.7
2. Sean Houston (1998-99)	8.6
3. Abie Ramirez (1995-96)	7.6
4. Anthony Flood (1999-00)	7.1
5. Abie Ramirez (1994-95)	7.0
6. Justin Eller (2008-09)	6.7
7. Alpha N'Diaye (2010-11)	6.6
8. Arinze Anoruo (2000-01)	6.5
Michael King (1993-94)	6.5
10. Sean Houston (1996-97)	6.4

ASSISTS

1. Dylan Garrity (2011-12)	193
2. DaShawn Freeman (2005-06)	165
3. Mikh McKinney (2014-15)	156
4. Dylan Garrity (2012-13)	143
5. Vinnie McGhee (2007-08)	142
6. Ryan Coleman (1997-98)	140
Mark Hunter (1994-95)	140
8. Mikh McKinney (2013-14)	138
DaShawn Freeman (2004-05)	138
10. Sultan Toles-Bey (2010-11)	134

ASSISTS PER GAME

1. Dylan Garrity (2011-12)	6.9
2. Ryan Coleman (1997-98)	5.6
3. DaShawn Freeman (2005-06)	5.5
4. Mark Hunter (1994-95)	5.2
5. Dylan Garrity (2012-13)	5.1
Vinnie McGhee (2007-08)	5.1
7. Mikh McKinney (2014-15)	4.9
DaShawn Freeman (2004-05)	4.9
9. Sultan Toles-Bey (2010-11)	4.8
Nate Murase (1998-99)	4.8

BLOCKED SHOTS

1. Vincent Stewart (1993-94)	42
2. Sean Houston (1998-99)	41
3. Anthony Flood (1999-00)	39
Abie Ramirez (1995-96)	39
5. Jimmy White (2002-03)	37
6. David Victor (1995-96)	35
7. Eric Stuteville (2014-15)	34
8. Justin Williams (2007-08)	31
9. John Dickson (2009-10)	29
10. John Dickson (2011-12)	28

BLOCKS PER GAME

1. Sean Houston (1998-99)	1.6
Vincent Stewart (1993-94)	1.6
3. Anthony Flood (1999-00)	1.4
Abie Ramirez (1995-96)	1.4
5. Jimmy White (2002-03)	1.3
Anthony Flood (1998-99)	1.3
David Victor (1995-96)	1.3
8. Alpha N'Diaye (2010-11)	1.1
Mike Edwards (2008-09)	1.1
Justin Williams (2007-08)	1.1

STEALS

1. DaShawn Freeman (2005-06)	82
DaShawn Freeman (2004-05)	82
3. Mikh McKinney (2014-15)	78
4. Alex Bausley (2006-07)	72
5. DaShawn Freeman (2002-03)	70
6. Alex Bausley (2005-06)	64
7. Roderick Adams (2006-07)	59
8. Rame Batta (2000-01)	58
9. Rame Batta (1999-00)	57
10. Jason Harris (2004-05)	55

STEALS PER GAME

1. DaShawn Freeman (2004-05)	2.9
2. DaShawn Freeman (2005-06)	2.7
3. Alex Bausley (2006-07)	2.5
4. Mikh McKinney (2014-15)	2.4
DaShawn Freeman (2002-03)	2.4
6. Alex Bausley (2005-06)	2.1
Rame Batta (2000-01)	2.1
Rame Batta (1999-00)	2.1
9. Roderick Adams (2006-07)	2.0
Jason Harris (2004-05)	2.0
Pablo Gonzales (2000-01)	2.0
Pat Wallace (1992-93)	2.0

GAMES STARTED


1. Cody Demps (2014-15)	33
Dylan Garrity (2014-15)	33
3. Mikh McKinney (2014-15)	32
4. Eric Stuteville (2014-15)	32
5. Nick Hornsby (2014-15)	30
Cody Demps (2013-14)	30
Dylan Garrity (2013-14)	30
Mikh McKinney (2013-14)	30
DaShawn Freeman (2005-06)	30
10. Seven Players	29

MINUTES

1. Mikh McKinney (2014-15)	1,183
2. Cody Demps (2014-15)	1,104
3. Dylan Garrity (2014-15)	1,085
4. Mikh McKinney (2013-14)	1,038
5. Dylan Garrity (2013-14)	1,014
6. Sultan Toles-Bey (2010-11)	1,009
7. Joe Eberhard (2011-12)	1,000
8. Pablo Gonzales (1999-00)	974
9. DaShawn Freeman (2005-06)	956
10. Dylan Garrity (2012-13)	945

MINUTES PER GAME

1. Mikh McKinney (2014-15)	37.0
2. David Drakeford (1996-97)	36.6
3. Pablo Gonzales (1999-00)	36.1
4. Sultan Toles-Bey (2010-11)	36.0
5. Joe Eberhard (2011-12)	35.7
6. Mikh McKinney (2013-14)	34.6
7. Nate Murase (1998-99)	34.3
8. Sean Houston (1997-98)	33.9
Markel Sadler (1995-96)	33.9
10. Dylan Garrity (2013-14)	33.8
Dylan Garrity (2012-13)	33.8
Dylan Garrity (2011-12)	33.8



Vincent Stewart




Jimmy White



Raashad Hooks



Jordan Salley



David Victor

ALL-TIME GAME RECORDS

100 POINT GAMES

131-100vs. Chico State (1987-88)
124-96vs. Chico State (1988-89)
121-111at Chico State (1987-88)
118-103vs. Sonoma State (1987-88)
117-77vs. Humboldt State (1974-75)
115-85vs. Sonoma State (1965-66)
114-107	..at San Francisco St. (1965-66)
113-127	..at U.S. International (1987-88)
113-92at CS Hayward (1987-88)
113-89vs. CS Hayward (1976-77)
111-108at CS Stanislaus (1979-80)
111-90vs. So. Oregon (1977-78)
110-97at No. Arizona (2003-04)
110-106	..vs. UW Milwaukee (1991-92)
110-112vs. UA Fairbanks (1988-89)
109-58vs. Simpson (1985-86)
109-62at Sonoma State (1970-71)
108-82vs. Cal State LA (1988-89)
108-89vs. CS Stanislaus (1979-80)
107-73vs. Bethany (2006-07)
107-106at Idaho State (2005-06)
107-96	..vs. San Francisco St. (1975-76)
106-94vs. Long Beach St. (2005-06)
106-91at Chico State (1989-90)
106-102vs. Emporia State (1987-88)
106-58vs. Dominican (1984-85)
106-104vs. CS Stanislaus (1982-83)
106-80vs. Humboldt St. (1967-68)
106-93	..vs. San Francisco St. (1965-66)
105-83vs. Weber State (2006-07)
105-132at Southern Utah (1990-91)
105-66vs. Whittier (1974-75)
105-79vs. Fresno Pacific (1968-69)
104-71vs. Simpson (2007-08)
104-86at UC Davis (1988-89)
104-93at Cal State LA (1987-88)
104-78at Cal Western (1967-68)
103-84vs. Bethany (2000-01)
103-93	..at U.S. International (1990-91)
103-79vs. UC Davis (1989-90)
103-76vs. CS Stanislaus (1977-78)
103-86vs. Humboldt St. (1976-77)
103-78at Lewis & Clark (1968-69)
103-98vs. Fresno Pacific (1965-66)
103-87at CS Fullerton (1964-65)
102-87vs. UA Anchorage (1989-90)
102-64vs. Sonoma State (1970-71)
102-103	..at San Francisco St. (1964-65)
101-116at Idaho (1991-92)
100-77vs. UC Davis (2006-07)
100-61vs. William Jessup (2005-06)
100-76at Cal Lutheran (1989-90)
100-88vs. Florida Intl. (1988-89)
100-76vs. CS Hayward (1982-83)
100-91vs. CS Hayward (1977-78)
100-51vs. Macalester (1975-76)
100-61vs. Sonoma St. (1971-72)
100-95at Chico State (1965-66)

GAME RECORDS

Most Combined Points	240, USIU 127-SAC 113 (1987-88)
Most Points Allowed	132 vs. Southern Utah (2-11-91)
Most Points in a Period (Div. I)	63 vs. Simpson (1st, 11-12-07) 67 at Northern Arizona (2nd, 2-7-04) 25 vs. UW Milwaukee (ot, 1-9-92)
Fewest Points in a Period (Div. I)	9 at Eastern Washington (1st, 2-5-09) 14 at Marquette (2nd, 12-15-91) 0 at Montana (ot, 2-3-00)
Most Field Goals Made	47 vs. Chico State (11-18-88) 43 vs. Bethany (11-10-06, Div. I)
Fewest Field Goals Made	10 at Santa Clara (12-6-08)
Most Field Goals Attempted	102 vs. Humboldt State (1967-68) 86 vs. Southern Utah (2-22-92, Div. I)
Fewest Field Goals Attempted	37 at UC Riverside (11-18-08)
Best Field Goal Percentage	73.0 (46-63) vs. Humboldt St. (12-3-76) 63.3 (31-49) vs. EWU (1-17-15, Div. I)
Lowest Field Goal Percentage	20.4 (11-54) at USF (12-4-99)
Most Three-Pointers Made	17 vs. Idaho State (2-21-04)
Fewest Three-Pointers Made	0 (4x), last vs. Portland State (1-16-14)
Most Three-Pointers Attempted	39 vs. Idaho State (2-21-04)
Fewest Three-Pointers Attempted	5 vs. North Dakota (2-20-14)
Best 3-Field Goal Percentage	72.7 (8-11) vs. North Dakota (2-21-15)
Lowest 3-Field Goal Percentage	0.0 (4x), last vs. Portland St. (1-16-14)
Most Free Throws Made	34 vs. Chico State (1967-68) 34 vs. Sonoma State (1971-72) 31 at Southern Utah (1-31-13, Div. I) 31 vs. Eastern Wash. (2-3-05, Div. I)

Fewest Free Throws Made
1 (3x), last at UCLA (11-18-13)

Most Free Throw Attempts
55 vs. Southern Utah (1-7-13)

Fewest Free Throws Attempted
2 (2x), last at UCLA (11-18-13)

Best Free Throw Pct (Min. 15 att)
95.5 (21-22) at Lipscomb (1-4-03)

Lowest Free Throw Pct (Min. 15 att)
26.3 (5-19) vs. San Francisco (11-14-06)

Fewest Points Scored in a Loss
29 vs. Nevada (1958-59)

Fewest Points in a Win
39-28 vs. USF (1951-52)

Fewest Points Allowed
28 vs. USF (1951-52)

Largest Winning Margin
55 vs. Bethany (11-17-00)

Largest Losing Margin
53 vs. Saint Mary's, 96-43 (1984-85)

Most Rebounds
80 vs. Fresno Pacific (1969-70)
57 vs. Idaho State (1-17-98, Div. I)

Fewest Rebounds
16 at Northern Arizona (3-7-06)

Most Assists
27 vs. Bethany (11-10-06)

Fewest Assists
2 (2x), last at Eastern Wash. (1-8-05)

Most Turnovers
39 at Cal Poly (11-23-98)

Fewest Turnovers
3 vs. Southern Utah (1-13-15)

Most Blocks
11 (2x), last vs. UC Davis (11-25-06)


Fewest Blocks
0 (47x), last at Idaho State (3-1-14)

Most Steals
21 vs. Bethany (11-17-00)

Fewest Steals
0 at Northern Arizona (1-3-13)



Dylan Garrity, a four-time all-Big Sky selection, is Sacramento State's all-time leader in assists (527), games played (119), games started (116) and minutes played (3,991).



One of the best two-sport athletes in school history, Mike Kane (1988-93) averaged 12.1 ppg and starred for the Hornet baseball team, eventually signing with the California Angels.

HORNET BASKETBALL

DIV. I INDIVIDUAL GAME RECORDS (1991-PRES.)

POINTS

41.....	Loren Leath at Northern Colorado (1/13/08)
40.....	Jameel Pugh vs. William Jessup (1/25/05)
36.....	Damond Edwards vs. Eastern Wash. (2/8/97)
33.....	Mikh McKinney at Weber State (1/24/15)
33.....	Sedessa Fisher at Oregon State (11/29/97)
33.....	Charlo Davis at UC Davis (2/2/92)
32.....	Mikh McKinney vs. Idaho (1/15/15)
32.....	Mikh McKinney vs. Portland (12/14/14)
32.....	Joseth Dawson vs. Weber State (2/19/04)
32.....	Sedessa Fisher at Eastern Wash. (2/7/98)
32.....	Sedessa Fisher vs. Eastern Wash. (1/8/98)

FIELD GOALS

15.....	Jameel Pugh vs. William Jessup (1/25/05)
14.....	Sedessa Fisher at Eastern Wash. (2/7/98)
13.....	Mikh McKinney vs. Portland (12/14/14)
13.....	Mikh McKinney vs. Portland State (2/9/13)
13.....	Sean Houston at Northern Arizona (1/4/99)
13.....	Sean Houston at Portland State (1/10/98)
13.....	Sedessa Fisher at Oregon State (11/29/97)
13.....	Mark Hunter at Toledo (12/10/94)

FIELD GOALS ATTEMPTED

25.....	Charlo Davis vs. Northeastern Illinois (2/20/92)
25.....	Major Whitlock at Montana State (1/11/92)
24.....	Sean Houston at Minnesota (12/29/98)
24.....	Sedessa Fisher at Oregon State (11/29/97)
24.....	Charlo Davis at Fresno State (11/25/91)

THREE POINTERS

9.....	Loren Leath at Northern Colorado (1/13/09)
8.....	Dylan Garrity at Idaho State (3/1/14)
8.....	Haron Hargrave at Denver (11/17/06)
8.....	Jameel Pugh vs. William Jessup (1/25/05)
8.....	Charlo Davis at USC (11/30/91)

THREE POINTERS ATTEMPTED

16.....	Dylan Garrity at Idaho State (3/1/14)
16.....	Eric Carey vs. Weber State (2/1/97)
16.....	Eric Carey at Cal State Northridge (2/1/96)
16.....	Charlo Davis vs. Cal State Northridge (2/8/92)
15.....	Three Players (Guyton, Murase, Carey)

FREE THROWS

15.....	Sedessa Fisher vs. Eastern Wash. (1/8/98)
14.....	Jason Harris vs. Portland State (2/5/05)
14.....	Joseth Dawson at Northern Arizona (2/7/04)
13.....	Zach Nelson at Eastern Washington (12/29/10)
13.....	Jason Harris vs. UC Davis (12/1/04)
13.....	Pablo Gonzales vs. UC Riverside (1/19/01)

FREE THROWS ATTEMPTED

19.....	Jason Harris vs. Portland State (2/5/05)
18.....	David Joiner at Loyola Marymount (12/8/01)
17.....	Zach Nelson at Eastern Washington (12/29/10)
16.....	Rickie Glenn at Weber State (2/17/01)
16.....	Sedessa Fisher vs. Eastern Wash. (1/8/98)

REBOUNDS

18.....	Sean Houston at Eastern Wash. (2/7/98)
18.....	Sean Houston vs. Idaho State (1/17/98)
17.....	Abie Ramirez vs. San Diego (11/24/95)
16.....	Sean Houston at Idaho State (2/14/98)
16.....	Sean Houston at Montana (11/30/96)

OFFENSIVE REBOUNDS

10.....	Malcolm Merriman vs. Southern Utah (2/22/92)
9.....	Sean Houston vs. Idaho State (1/17/98)
8.....	10 times by nine players

DEFENSIVE REBOUNDS

15.....	Adrian Hillman vs. Columbia (12/31/94)
14.....	Duro Bjegovic at Idaho State (12/31/10)
14.....	Sean Houston at Eastern Wash. (2/7/98)
11.....	Alpha N'Diaye at Northern Colorado (3/2/11)
11.....	Jimmy White vs. Idaho State (1/23/03)
11.....	Rickie Glenn vs. Montana State (2/10/00)
11.....	Sean Houston vs. Eastern Wash. (2/13/99)
11.....	Sean Houston vs. Montana (1/27/99)
11.....	Damond Edwards vs. Montana State (1/30/97)

ASSISTS

16.....	Dylan Garrity vs. Montana State (2/9/12)
14.....	Vinnie McGhee vs. William Jessup (12/4/07)
13.....	Dylan Garrity vs. Portland State (2/23/12)
13.....	Nate Murase at Fresno State (12/1/98)
13.....	Ryan Coleman vs. Montana State (1/29/98)
12.....	Six Players (Dylan Garrity 3x)

TURNOVERS

12.....	Damond Edwards at USC (12/6/94)
12.....	Damond Edwards at CS Northridge (2/19/94)
11.....	DaShawn Freeman at Portland State (1/6/05)
11.....	Nate Murase at Cal Poly (11/23/98)
10.....	Abie Ramirez at Fairfield (12/7/95)

BLOCKED SHOTS

6.....	Alpha N'Diaye vs. Idaho State (1/27/11)
6.....	David Victor vs. Oral Roberts (1/26/97)
5.....	Eric Stuteville vs. Southern Utah (1/3/15)
5.....	Jimmy White vs. Weber State (1/25/03)
5.....	Anthony Flood vs. Cal State Northridge (1/27/00)
5.....	Anthony Flood vs. Nevada (12/8/99)
5.....	Sean Houston vs. Weber State (1/2/99)
5.....	David Victor at Cal Poly (2/3/96)
5.....	Abie Ramirez vs. Montana (11/27/95)
5.....	Vincent Stewart at San Diego (3/1/94)

STEALS

10.....	DaShawn Freeman vs. Montana (2/17/05)
8.....	DaShawn Freeman at Portland State (1/6/05)
7.....	Mikh McKinney vs. Portland (12/14/14)
7.....	DaShawn Freeman vs. Idaho State (2/11/06)
7.....	DaShawn Freeman vs. UC Davis (12/1/04)
7.....	DaShawn Freeman at Cal Poly (12/6/03)
7.....	Raashad Hooks at Northern Arizona (1/11/03)
7.....	Michael Boyd vs. UC Davis (11/29/95)
7.....	Michael Boyd vs. Cal Poly (2/11/95)

MINUTES PLAYED

48.....	Jimmy White at Northern Arizona (1/11/03)
47.....	Sean Houston vs. Idaho State (1/17/98)
47.....	Ryan Coleman vs. Idaho State (1/17/98)
46.....	Abie Ramirez vs. San Diego (11/24/95)
45.....	Sultan Toles-Bey at Idaho State (12/31/10)
44.....	Sultan Toles-Bey at McNeese State (12/19/10)
44.....	Joel Jones vs. Weber State (2/8/02)
44.....	David Drakeford vs. Northern Illinois (11/19/97)
44.....	Michael Boyd at Idaho State (1/3/96)
44.....	Adrian Hillman vs. Gonzaga (1/8/95)
44.....	Mark Hunter vs. Gonzaga (1/8/95)



Mikh McKinney, who was the 2015 Big Sky MVP and honorable mention All-America, owns three of the top eight single-game scoring marks in the program's Div. I era (1991-pres.).



Joel Jones, who was a two-time honorable mention all-Big Sky Conference selection, was named to the Puerto Rican national team and played in the 2007 Pan American Games.

HORNET BASKETBALL

YEARLY STATISTICAL TEAM TOTALS

Year	G	FG-FGA	PCT	3FG-3FGA	PCT	FT-FTA	PCT	REB/AVG	PF-FO	AST	TO	BLK	STL	PTS	AVG
2014-15	33	841-1729	.486	208-510	.408	452-614	.736	974/29.5	563-13	466	355	78	231	2342	71.0
2013-14	30	735-1598	.460	183-491	.373	417-575	.725	947/31.6	634-20	402	338	42	158	2070	69.0
2012-13	29	640-1546	.414	160-474	.338	436-599	.728	982/33.9	464-6	358	325	71	151	1876	64.7
2011-12	28	663-1470	.451	152-448	.339	397-568	.699	932/33.3	535-9	386	383	64	130	1875	67.0
2010-11	28	593-1479	.401	155-507	.306	388-570	.681	993/35.5	510-13	344	413	96	172	1729	61.8
2009-10	30	671-1632	.411	176-507	.347	417-583	.715	970/32.3	563-7	385	424	85	216	1935	64.5
2008-09	29	574-1433	.401	153-424	.361	351-507	.692	830/28.6	522-8	298	420	46	129	1652	57.0
2007-08	28	653-1642	.398	164-505	.325	335-549	.610	877/31.3	556-15	332	413	81	252	1805	64.5
2006-07	29	793-1904	.416	187-575	.325	419-671	.624	977/33.7	654-17	390	416	99	320	2192	75.6
2005-06	30	802-1866	.430	219-634	.345	450-635	.709	994/33.1	675-12	375	377	113	295	2273	75.8
2004-05	28	654-1696	.386	193-583	.331	433-640	.677	1000/35.7	634-20	334	421	86	279	1934	69.1
2003-04	28	672-1661	.405	225-620	.363	420-627	.670	1015/36.3	621-18	378	416	83	240	1989	71.0
2002-03	29	660-1611	.410	165-539	.306	409-608	.673	963/33.2	615-18	375	480	87	247	1894	65.3
2001-02	28	711-1682	.423	175-517	.338	457-694	.659	979/35.0	599-11	385	466	81	252	2054	73.4
2000-01	27	680-1598	.426	148-477	.310	397-619	.641	872/32.3	567-12	377	476	68	260	1905	70.6
1999-00	27	616-1548	.398	147-467	.315	297-442	.672	886/32.8	476-18	320	404	95	240	1676	62.1
1998-99	26	598-1570	.381	179-548	.327	193-348	.555	879/33.8	438-7	333	441	104	198	1568	60.0
1997-98	26	577-1435	.402	113-387	.292	250-450	.556	915/35.2	500-17	294	472	51	121	1517	58.3
1996-97	26	563-1549	.363	160-534	.300	267-433	.617	939/36.1	530-21	301	448	75	171	1553	59.7
1995-96	27	649-1614	.402	166-576	.288	353-558	.633	1032/38.2	523-18	337	541	118	207	1817	67.3
1994-95	27	682-1582	.430	110-373	.295	311-512	.607	952/35.3	605-28	350	511	78	203	1783	66.0
1993-94	27	639-1712	.373	110-433	.254	272-448	.607	998/37.0	533-22	318	522	113	196	1660	61.5
1992-93	27	623-1607	.388	140-416	.337	275-433	.635	823/30.5	607-22	346	499	66	198	1661	61.5
1991-92	28	741-1797	.412	163-519	.314	434-664	.654	1005/35.9	694-28	364	607	78	263	2079	74.3
1990-91	26	762-1766	.431	160-465	.344	394-635	.620	1026/39.5	657-20	368	459	87	243	2078	79.9
1989-90	31	924-2107	.439	222-573	.387	496-719	.690	1280/41.3	796-33	470	529	82	293	2566	82.8
1988-89	28	862-1804	.478	217-571	.380	504-703	.717	1078/38.5	606-12	456	527	117	247	2445	87.3
1987-88	30	1010-2154	.469	303-725	.418	471-726	.649	1275/42.5	590-18	566	603	100	291	2794	93.1
1986-87	28	806-1753	.460	155-385	.403	306-476	.643	1065/38.0	578-9	411	422	149	230	2073	74.0
1985-86	28	809-1648	.491	---	---	349-523	.667	1014/36.2	---	471	---	137	254	1969	70.3
1984-85	30	800-1757	.455	---	---	409-614	.666	1065/35.3	---	451	---	103	166	2009	67.0
1983-84	32	845-1769	.478	---	---	430-699	.615	1080/33.8	283	409	511	75	167	2138	66.8
1982-83	26	809-1728	.468	---	---	369-575	.642	1034/39.8	620	367	479	70	191	1990	76.5
1981-82	26	704-1501	.469	---	---	326-509	.640	866/33.3	527	273	402	65	193	1730	61.5
1980-81	No team stats available														
1979-80	27	772-1650	.468	---	---	409-606	.675	972/36.0	586	434	382	---	---	1953	72.3
1978-79	26	624-1337	.467	---	---	338-506	.668	518/19.2	494-10	---	---	---	---	1831	70.4
1977-78	27	861-1794	.480	---	---	337-491	.686	846/31.3	---	---	---	---	---	1971	73.0
1976-77	27	840-1748	.481	---	---	412-562	.733	1121/41.5	---	411	401	---	---	2092	77.5
1975-76	26	826-1714	.482	---	---	410-556	.737	1009/38.8	---	318	400	---	---	2062	79.3
1974-75	26	816-1717	.475	---	---	366-500	.732	916/35.2	---	362	---	---	---	1998	76.8
1973-74	26	662-1517	.436	---	---	267-381	.701	778/33.7	---	---	---	---	---	1593	69.2
1972-73	24	723-1591	.455	---	---	299-427	.700	---	353-5	---	---	---	---	1743	72.6
1971-72	26	790-1713	.461	---	---	421-598	.704	991/38.1	408	---	---	---	---	2001	77.0
1970-71	26	746-1688	.442	---	---	408-577	.707	967/37.1	446-2	---	---	---	---	1890	72.7
1969-70	28	795-1737	.456	---	---	426-647	.658	1141/40.7	421-10	---	---	---	---	2016	73.0
1968-69	25	774-1595	.485	---	---	407-574	.709	1266/50.6	435-9	---	---	---	---	1955	78.2
1967-68	26	801-1993	.401	---	---	442-653	.678	1448/55.7	468	---	---	---	---	2044	78.6
1966-67	26	740-1722	.430	---	---	458-648	.707	1077/41.4	455-10	---	---	---	---	1938	74.5
1965-66	No team stats available														
1964-65	26	760-1820	.418	---	---	484-676	.716	961/37.0	516	---	---	---	---	2004	77.1
1963-64	26	596-1530	.389	---	---	365-522	.699	972/37.4	507-20	---	---	---	---	1541	59.3
1962-63	26	529-1474	.359	---	---	403-563	.716	1088/41.8	484	---	---	---	---	1461	56.2
1961-62	No team stats available														
1960-61	25	655-1686	.308	---	---	393-610	.644	1256/48.3	364	---	---	---	---	1700	68.0
1959-60	No team stats available														
1958-59	No team stats available														
1957-58	No team stats available														
1956-57	22	419-1210	.346	---	---	466-659	.707	800/36.4	356-9	---	---	---	---	1394	63.4
1955-56	No team stats available														
1954-55	No team stats available														
1953-54	No team stats available														
1952-53	26	562-1346	.418	---	---	606-892	.679	871/33.5	---	---	569	---	201	1728	66.5
1951-52	No team stats available														
1950-51	No team stats available														
1949-50	No team stats available														
1948-49	No team stats available														

TEAM RECORDS

MOST WINS

<i>All-Time</i>	
22.....	1987-88
21.....	2014-15, 1961-62
<i>Div. I Era (1991-pres.)</i>	
21.....	2014-15
15.....	2005-06

POINTS SCORED

<i>All-Time</i>	
2,794.....	1987-88
2,566.....	1989-90
<i>Div. I Era (1991-pres.)</i>	
2,342.....	2014-15
2,273.....	2005-06

POINTS PER GAME

<i>All-Time</i>	
93.1.....	1987-88
87.3.....	1988-89
<i>Div. I Era (1991-pres.)</i>	
75.8.....	2005-06
75.6.....	2006-07

FIELD GOALS MADE

<i>All-Time</i>	
1,010.....	1987-88
924.....	1989-90
<i>Div. I Era (1991-pres.)</i>	
841.....	2014-15
802.....	2005-06

FIELD GOALS ATTEMPTED

<i>All-Time</i>	
2,154.....	1987-88
2,107.....	1989-90
<i>Div. I Era (1991-pres.)</i>	
1,904.....	2006-07
1,866.....	2005-06

FIELD GOALS PERCENTAGE

<i>All-Time</i>	
.491.....	1985-86
.486.....	2014-15
<i>Div. I Era (1991-pres.)</i>	
.486.....	2014-15
.460.....	2013-14

THREE-POINTERS

<i>All-Time</i>	
303.....	1987-88
225.....	2003-04
222.....	1989-90
219.....	2005-06

THREE-POINT PERCENTAGE

<i>All-Time</i>	
.418.....	1987-88
.408.....	2014-15
.403.....	1986-87
.387.....	1989-90

THREE-POINTERS PER GAME

<i>All-Time</i>	
10.10.....	1987-88
8.04.....	2003-04
7.75.....	1988-89
7.30.....	2005-06

FREE THROWS MADE

<i>All-Time</i>	
606.....	1952-53
504.....	1988-89
<i>Div. I Era (1991-pres.)</i>	
457.....	2001-02
452.....	2014-15

FREE THROWS ATTEMPTED

<i>All-Time</i>	
892.....	1952-53
726.....	1987-88
<i>Div. I Era (1991-pres.)</i>	
694.....	2001-02
671.....	2006-07

FREE THROW PERCENTAGE

<i>All-Time</i>	
.737.....	1975-76
.736.....	2014-15
<i>Div. I Era (1991-pres.)</i>	
.736.....	2014-15
.727.....	2012-13

REBOUNDS

<i>All-Time</i>	
1,448.....	1967-68
1,280.....	1989-90
<i>Div. I Era (1991-pres.)</i>	
1,032.....	1995-96
1,015.....	2003-04

REBOUNDS PER GAME

<i>All-Time</i>	
55.7.....	1967-68
50.6.....	1968-69
<i>Div. I Era (1991-pres.)</i>	
38.2.....	1995-96
37.0.....	1993-94

ASSISTS

<i>All-Time</i>	
566.....	1987-88
471.....	1985-86
<i>Div. I Era (1991-pres.)</i>	
466.....	2014-15
402.....	2013-14

ASSISTS PER GAME

<i>All-Time</i>	
18.9.....	1987-88
16.8.....	1985-86
<i>Div. I Era (1991-pres.)</i>	
14.1.....	2014-15
14.0.....	2000-01

STEALS

<i>All-Time</i>	
320.....	2006-07
295.....	2005-06
293.....	1989-90
291.....	1987-88

STEALS PER GAME

<i>All-Time</i>	
11.0.....	2006-07
10.0.....	2004-05
10.0.....	2000-01
9.8.....	2005-06

BLOCKED SHOTS

<i>All-Time</i>	
149.....	1986-87
137.....	1985-86
<i>Div. I Era (1991-pres.)</i>	
118.....	1995-96
113.....	2005-06, 1993-94

BLOCKED SHOTS PER GAME

<i>All-Time</i>	
5.3.....	1986-87
4.9.....	1985-86
<i>Div. I Era (1991-pres.)</i>	
4.4.....	1995-96
4.2.....	1993-94

PERSONAL FOULS

<i>All-Time</i>	
796.....	1989-90
<i>Div. I Era (1991-pres.)</i>	
694.....	1991-92
675.....	2005-06
654.....	2006-07

DIV. I ALL-CONFERENCE HONORS

2014-15

Dylan Garrity	Second Team All-Big Sky Big Sky Player of the Week (12/29)
Mikh McKinney	AP Hon. Mention All-American First Team All-District 6 Big Sky MVP Unanimous First Team All-Big Sky Big Sky Player of the Week (2/2) Big Sky Player of the Week (1/26) Big Sky Player of the Week (1/19) Big Sky Player of the Week (12/15)

Zach Mills	Big Sky All-Academic
Justin Strings	Big Sky All-Academic
Alex Tiffin	Big Sky All-Academic

2013-14

Dylan Garrity	Honorable Mention All-Big Sky
Mikh McKinney	Second Team All-District 6 Unanimous First Team All-Big Sky Big Sky Player of the Week (2/24) Big Sky Player of the Week (2/3)

Zach Mills	Big Sky All-Academic
Eric Stuteville	Big Sky All-Academic
Alex Tiffin	Big Sky All-Academic

2012-13

John Dickson	Honorable Mention All-Big Sky
Dylan Garrity	Honorable Mention All-Big Sky Big Sky Player of the Week (11/20)

2011-12

Joe Eberhard	Big Sky Player of the Week (11/15)
Dylan Garrity	Honorable Mention All-Big Sky Big Sky Freshman of the Year

2010-11

John Dickson	Honorable Mention All-Big Sky
--------------	-------------------------------

2009-10

Justin Eller	Honorable Mention All-Big Sky
Sultan Toles-Bey	Big Sky Player of the Week (11/24)

2008-09

Loren Leath	Honorable Mention All-Big Sky Big Sky Player of the Week (1/26)
-------------	--

2007-08

Vinnie McGhee	Honorable Mention All-Big Sky Big Sky Freshman of the Year
---------------	---

2006-07

Roderick Adams	Big Sky Player of the Week (2/28)
Alex Bausley	Big Sky Player of the Week (11/21)

2005-06

Alex Bausley	First Team All-Big Sky Big Sky Player of the Week (11/22) Big Sky Player of the Week (1/16)
DaShawn Freeman	First Team All-Big Sky Big Sky Co-Defensive Player of the Year Big Sky Player of the Week (11/28) Big Sky Player of the Week (12/19)
Loren Leath	Honorable Mention All-Big Sky

2004-05

Zane Beekman	Big Sky All-Academic
DaShawn Freeman	Hon. Mention All-Big Sky Big Sky Player of the Week
Jason Harris	First Team All-Big Sky Big Sky Newcomer of the Year
Jameel Pugh	First Team All-Big Sky Big Sky Player of the Week (1/31) Big Sky Player of the Week (2/21)

2003-04

Joseph Dawson	First Team All-Big Sky Big Sky Player of the Week (2/9) Big Sky Player of the Week (2/23)
Joel Jones	Honorable Mention All-Big Sky

2002-03

Derek Lambeth	First Team All-Big Sky Big Sky Player of the Week (3/3)
Jimmy White	Honorable Mention All-Big Sky Big Sky Player of the Week (1/13)

2001-02

Joel Jones	Honorable Mention All-Big Sky
------------	-------------------------------

2000-01

Tony Champion	Big Sky All-Academic
Rickie Glenn	Honorable Mention All-Big Sky
Rene Jacques	Big Sky All-Academic

1999-00

Anthony Flood	Honorable Mention All-Big Sky Big Sky Player of the Week (11/29)
Rene Jacques	Big Sky All-Academic

1998-99

Antoine Bailey	Big Sky Player of the Week (2/15)
Rene Jacques	Big Sky All-Academic
Nate Murase	Honorable Mention All-Big Sky Big Sky Freshman of the Year

1997-98

Sean Houston	Honorable Mention All-Big Sky
Erik Jorissen	Big Sky Player of the Week (12/15)
Jimmy Landry	Big Sky All-Academic

1996-97

Diamond Edwards	Hon. Mention All-Big Sky Big Sky Player of the Week (2/10)
-----------------	---

1995-96

Michael Boyd	First Team All-AWC
Eric Carey	Honorable Mention All-AWC
Abie Ramirez	First Team All-AWC American West All-Tournament American West Player of the Week
Markel Sadler	Second Team All-AWC
David Victor	Second Team All-AWC American West Player of the Week

1994-95

Deon Amos	AWC Co-Freshman of the Year
Michael Boyd	Honorable Mention All-AWC
Diamond Edwards	Second Team All-AWC American West All-Tournament American West Player of the Week
Mark Hunter	Honorable Mention All-AWC American West Player of the Week
Abie Ramirez	First Team All-AWC



A two-time Big Sky all-conference selection, four-year starting point guard DaShawn Freeman led the Hornets to the Big Sky Tournament all four years of his career (2002-06).



Derek Lambeth was a first team all-conference choice after averaging 13.0 points and leading the Hornets to their first-ever Big Sky Tournament appearance in 2002-03.


HORNET BASKETBALL

HORNET BASKETBALL HALL OF FAME



TOM BRIAN
(1951-54)

In October of 2015, Tom Brian became the 12th individual inducted into the Hall of Fame, and first to be inducted into both the Coaches' Circle and Hall of Fame... named the Sacramento State team MVP during both the 1952-53 and 1953-54 seasons...led the Hornets to a combined record of 41-27 during his three years with the program...finished his career averaging 10.4 points and 10.8 rebounds per game while shooting .476 from the field and .783 from the free throw line...over 32 percent of his rebounds came on the offensive glass...averaged 3.8 free throw attempts per game...member of the first Far Western Conference team in 1953-54, a league that Sacramento State would play in for 30 years...helped the 1952-53 team to 11 straight wins, the second longest winning streak in school history.



DAMOND EDWARDS
(1992-97)

During his four-year career with the Hornets, Edwards averaged 11.3 points, 3.8 rebounds, 2.3 assists and 1.2 steals per game...one of the best players in the program's Div. I era (1991-pres.), Edwards ranks among Sacramento State's top 10 Div. I career leaders in points (1,197), field goals (428), field goals attempted (1,144), three-pointers (162), three-pointers attempted (506), rebounds (398), assists (243), steals (123), games played (106), starts (73) and minutes (2,588)...his 1,197 points are the ninth best mark in the Sacramento State's history...played for the Harlem Globetrotters in 1997-98, becoming the only Sacramento State player to ever play for the Globetrotters...a two-time all-conference selection, Edwards averaged double figures in points each of his final three years.



DON FAUSSET
(1956-59)

Averaged 8.0 points and 10.0 rebounds per game during his three-year career...was a second team all-conference selection in 1958-59...during his tenure, the Hornets never finished worse than third place in the Far Western Conference, including a league championship in 1959 (the first conference title in school history)...the Hornets combined for a 21-9 record in conference during his three seasons with the team...helped the Hornets to the 1959 NCAA College Division Regionals, one of four times in school history the Hornets reached the NCAA Tournament (1959, 1962, 1970, 1988)...never lost to UC Davis during his career (7-0)...the Hornets won those seven games over the Aggies by an average of 13.4 points per game...shot 52.1 percent (73-140) from the field during his senior year.



DaSHAWN FREEMAN
(2002-06)

Four-year starter at point guard and a two-time Big Sky all-conference selection, including first team and the league's defensive player of the year during his senior season (2005-06)...Sacramento State's all-time leader in steals (283) and steals per game (2.5)...also tied for second in games played (115)...among Big Sky Conference career leaders, he ranks first all-time in steals and eighth in assists...finished career with averages of 8.6 points, 2.7 rebounds, 4.4 assists and 2.5 steals per game...scored 992 points, just eight shy of becoming the 10th player in school history to amass 1,000 points...never missed a game during his four-year career...shot better than 80.0 percent from the free throw line during his tenure (.801, 269-for-336)...finished tied for ninth in the nation in 2004-05 in steals per game (2.9).

HORNET BASKETBALL HALL OF FAME



LYNN LIVIE
(1964-66)

The greatest scorer in program history, Livie averaged 27.8 points per game during his two seasons in with the Hornets...that included 1,447 points over those two years...averaged 25.7 ppg in 1964-65, and 30.0 ppg in 1965-66...one of just two Hornets to average more than 22.0 points in a season, and he did it both years of his Hornet career...was a unanimous first team all-Far Western Conference selection both seasons...named honorable mention All-America in 1965, becoming one of three All-Americans in school history...as a senior, he scored a school-record 51 points in a 114-107 win over San Francisco State...despite playing just two years, he ranks second in school history in field goals made (575), fifth in points scored (1,447) and sixth in free throws made (297).



CHUCK MOBLEY
(1955-59)

Averaged 18.3 points per game during his four-year career, the fourth-best mark in school history...that included averages of 17.5 ppg as a freshman, 14.8 ppg as a sophomore, 18.0 ppg as a junior and 21.7 ppg as a senior...named first team all-Far Western Conference every year of his career...led the Hornets to the 1959 NCAA College Division Regionals, one of four times in school history the Hornets reached the NCAA Tournament...that included the first conference championship in school history in 1959...easily the school's all-time leader with 511 free throws made...averaged 7.9 free throw attempts per game and shot 77.8 percent (511-657) from the charity stripe...also among program career leaders, he ranks first in free throws attempted (657) and second in points (1,517).



JAMEEL PUGH
(2003-05)


Averaged 12.0 points, 4.7 rebounds, 0.9 assists and 1.3 steals per game while shooting 41.0 percent (224-546) from the field and 37.1 percent (73-197) from the three-point line...a first team all-conference selection in 2004-05 after averaging 15.0 points, 4.4 rebounds and 1.4 steals per game...also during that senior season, he scored at least 24 points in four of his last five games of the year, and had seven 20-point games over his final 10 contests...at the time, he became just the fourth Hornet to receive first team all-Big Sky honors...a transfer from UMass, he helped put Sacramento State on the map after finishing as the runner-up at ESPN's nationally televised College Slam Dunk Championship in 2005 in St. Louis...named the World's Best Dunker in 2000 and the 33rd-best dunker of all-time by Slam Magazine.



GREG REED
(1966-69)


The only Sacramento State player to be drafted into the NBA, he was selected by the San Francisco Warriors in the ninth round in 1969...started 75 games during his three seasons, tallying 892 points and 736 rebounds over that span...averaged 12.1 points and 9.9 rebounds per game over his career...an honorable mention all-Far Western Conference selection as a sophomore after leading the team in both scoring (362 points, 14.5 ppg) and rebounding (209 rebounds, 8.4 rpg)...always one of the team's top defensive players, he usually drew the assignment of guarding the opponent's top scorer...averaged double-doubles during both his junior and senior seasons...that included averages of 11.1 points and 10.1 rebounds in 1967-68, and 10.5 points and 11.5 rebounds in 1968-69.

HORNET BASKETBALL HALL OF FAME



NATE ROBINSON
(1976-78)

Finished his two-year career with averages of 16.6 points and 9.3 rebounds per game while shooting 50.3 percent (363-725) from the field and 69.8 percent (166-238) from the free throw line...scored 896 points in just two years, including an 18.9 ppg average as a senior...led the Hornets to a Far Western Conference co-championship in 1976-77 and a tie for second place in the conference in 1977-78...named the Far Western's co-Player of the Year in 1976-77, and was a first team all-conference performer both years...as a senior, he led the team in scoring 12 times and rebounding 13 times...among the program's all-time leaders, he ranks ninth in both rebounds and rebounds per game...his 18.9 points per game during his senior season is the 12th best single-season mark in school history.



NORM SIEFKIN
(1966-68)

Named all-conference both years with the Hornets... had one of the best seasons in Sacramento State history in 1967-68 when he averaged 19.5 points and 14.2 rebounds per game while shooting 46.6 percent (194-416) from the field...the 14.2 rebounds are the fourth-best single-season mark in school history and the 19.5 points are the ninth best mark...over his two-year career, he averaged a double-double, finishing with 14.4 points and 13.8 rebounds per game while shooting 48.2 percent (280-581) from the field...during his two seasons, Sacramento State combined to post a 31-21 overall record and a 19-9 mark in the Far Western Conference...averaged 9.0 points and 6.5 rebounds per game in 1966-67...played during Hall of Fame head coach Ev Shelton's final two seasons with the Hornets.



BILL WHITAKER
(1960-62)

Despite playing just two seasons (1960-61, 1961-62), Whitaker is the program's all-time leader in career rebounds (984)...the next closest player has 248 less rebounds...averaged 17.3 rebounds per game during his two seasons, the only player in Sacramento State history to average more than 14.1 rebounds over the course of his career...helped lead Sacramento State to the 1962 NCAA College Division national championship game, where the team fell in overtime (58-57) to Mount Saint Mary's...finished his career with averages of 7.2 points and 17.3 rebounds per game while shooting 52.0 percent from the field...averaged 19.3 rebounds per game in 1960-61, and 16.2 rebounds in 1961-62...finished seventh in the nation in rebounds in 1960-61...also competed in football and track and field for Sacramento State.



ALEX WILLIAMS
(1986-88)


During his two-year career, he averaged 21.4 points and 1.4 steals per game while shooting 42.7 percent from the floor (424-992) and 45.7 percent (247-541) from the three-point line...in 1987-88, he was named second team All-America by the *Basketball Times Magazine* and third team All-America by the National Basketball Coaches Association...as a senior, he averaged 25.6 points (7th in the nation) and 5.6 three-pointers (1st in the nation)...made 167 three-pointers as a senior, still the best mark in NCAA Div. II history...two-year average of 4.3 three-pointers made per game is the fourth best mark in Div. II history...program's all-time leader in career three-pointers per game (4.3) and three-point percentage (.457)...helped lead Sacramento State to its last NCAA Tournament appearance in 1987-88.

HORNET BASKETBALL HALL OF FAME



1961-62 TEAM

All 11 players from the 1961-62 squad as well as head coach Ev Shelton were inducted into the Sacramento State men's basketball hall of fame on Oct. 30, 2008. The team finished as the College Division national runner-up after losing to Mount Saint Mary's, 58-57, in double overtime in the 1962 NCAA national championship game in Evansville, Ind. Upon returning to Sacramento, the team was welcomed by more than 1,000 fans at the airport, and taken on a caravan through downtown Sacramento. Each of the following members from that squad were inducted: Head coach Everett "Ev" Shelton (in memoriam), Bill Baker, John Dille, Jim Greene, John Hagerty, Les Kuhnz, Bob McCoy, Tom Pugliese (in memoriam), Ron Rohrer (in memoriam), Paul Smith, Howard Thomas and Bill Whitaker.



1987-88 TEAM

All 13 players, three coaches and support staff members from the 1987-88 squad were inducted into the Sacramento State men's basketball hall of fame on Nov. 9, 2011. The squad posted the most wins in school history (22) and was the last Hornet men's hoops team to qualify for the NCAA Tournament. The team, which was in the Div. II ranks at the time, led the nation in three-pointers (school-record 303; 10.1 per game) and ranked seventh in the nation in scoring (school-record 93.1 ppg). Each of the following players and coaches were inducted: Head coach Joseph Anders, assistants Gus Armstead and Mike Verbitsky, and players Alex Williams, Robert Martin, Chris Farr, Bruce Woodard, Sean Smartt, Sean McClendon, Grover Perry, Mike Scholl, Henry King, Larry Brown, Tristan Buckingham, Rick Campbell and Brad Jorgenson.

SACRAMENTO STATE COACHES CIRCLE



2012 Inductees: (From L to R): Bob McCoy, John Karsten, George Goto, Dick Galvin, Gordon Pistochini, John Rankin, Jim Greene, Ron McKenna and Al Manfredi (not pictured: Carl Youngstrom)

The Coaches' Circle wing of the Sacramento State Men's Basketball Hall of Fame was established in 2012 as a way to honor area coaches that graduated from Sacramento State. The first 10 coaches were inducted at a banquet on Thursday, Oct. 18, 2012, at the Sacramento State Alumni Center. The next six coaches were inducted on Wednesday, Oct. 30, 2013, six more were honored on Oct. 29, 2014, and four more were inducted on Oct. 27, 2015.

Of the 26 alums in the Coaches Circle, 12 played collegiately at Sacramento State, comprised of Dick Galvin (1950-52), Tom Brian (1951-54), George Goto (1952-54), Jim Greene (1960-63), John Karsten (1959-61), Bob McCoy (1961-62), Carl Youngstrom (1949-52), Neil McCarthy (1963-64), Bill Barker (1964-65), Terry Battenberg (1966-67), Spider Thomas (1963-65) and Bob Opp (1965-66).

Brian also became the 12th individual inducted into the Sacramento State Men's Basketball Hall of Fame, and first to be inducted into both the Coaches' Circle and the Hall of Fame. Both McCoy and Greene were members of the 1961-62 national runner-up squad that was inducted into the Sacramento State Men's Basketball Hall of Fame in 2008.

Ron McKenna (1988-92), Manny Tequida (1981-84), Pinkerton (1982-84) and Battenberg (2008-09) were each assistant coaches at Sacramento State, and Karsten was the Hornets' freshman coach in 1961-62.

2012 INDUCTEES

Name	Year Graduated
Dick Galvin.....	1952
Carl Youngstrom	1952
George Goto	1954
Ron McKenna	1958
John Karsten	1961
Gordon Pistochini.....	1962
John Rankin.....	1962
Jim Greene.....	1963
Bob McCoy.....	1963
Al Manfredi	1964

2013 INDUCTEES

Name	Year Graduated
Joe Belcastro.....	1965
Harvey Tahara	1967
Terry Battenberg.....	1968
Jim "Spider" Thomas	1969
Stan Harms.....	1969
Manny Tequida.....	1972

2014 INDUCTEES

Name	Year Graduated
Bill Barker.....	1966
Dan Risley	1964
Len Stevens	1972
Honk Williams	1952
Steve Williams	1972
Steve Wright.....	1975

2015 INDUCTEES

Name	Year Graduated
Tom Brian	1954
Neil McCarthy	1966
Bob Opp	1967
Burnel Pinkerton.....	1987



John Karsten



Ron McKenna



Gordon Pistochini




Dan Risley



Len Stevens


ALL-TIME ROSTER




Tony Champion



Zach Mills



Sean Smart



Vincent Stewart



Justin Williams

A

Aaberg, Robert..... 1963-64
 Aboubakar, Wandji... 2007-08
 Adams, Randy..... 2004-09
 Adams, Roderick..... 2006-08
 Alamo, Angel..... 2006-07
 Albers, Bob..... 1962-64
 Allen, Dennis..... 1964-65
 Allison, Wayne..... 1954-55
 Ames, Mike..... 1968-69
 Amos, Dean..... 1994-95
 Anderson, Dane..... 1981-82
 Anderson, Darnell..... 1979-81
 Anoruo, Arinze..... 1998-01
 Armstead, Gus..... 1984-86
 Armstrong, Chris..... 2000-01
 Armstrong, LeRonne.. 1993-94
 Attebery, Bob..... 1982-84

B

Bailey, Antoine..... 1998-99
 Baity, Louie..... 1996-98
 Baker, Bill..... 1959-63
 Bakker, Bob..... 1971-72
 Ballard, Greg..... 1989-91
 Bandy, Del..... 1950-52
 Barker, Bill..... 1964-65
Barlett, Dreon..... 2012-pres.
 Bartlewski, Randy..... 1989-90
 Bass, Fred..... 1983-84
 Bass, Marcellus..... 1995-97
 Bates, Bill..... 1974-75
 Batta, Rame..... 1999-01
 Battenberg, Terry..... 1966-67
 Bausley, Alex..... 2003-07
 Baynard, Greg..... 1981-82
 Beekman, Zane..... 2004-06
 Behl, Doug..... 1959-61
 Bell, Aaron..... 1994-95
 Bennett, Terry..... 1958-59
 Berens, Lloyd..... 1970-72
 Bjegovic, Duro..... 2009-11
 Biglen, Scott..... 1982-83
 Blockmon, Jerome..... 2008-09
 Bloom, Steven..... 1975-76
 Bolds, Julius..... 1974-76
 Bolt, Lester..... 1948-49
 Borcich, Steve..... 1966-68
 Borum, Ted..... 1977-79
 Boyd, Michael..... 1993-97
 Braly, Robert..... 1949-50
 Brenning, Ben..... 1958-61
 Breves, Rich..... 1960-61
 Brewer, Jim..... 1999-01
 Brian, Tom..... 1951-54
 Brislane, Mike..... 1976-77
 Brown, Larry..... 1986-87
 Brown, Shamar..... 1991-93
 Bruno, Peter..... 1962-63
 Buckingham, Tristan... 1987-89
 Burns, Bob..... 1972-74
 Bush, Bob..... 1959-60
 Butler, Gale..... 1963-65
 Butler, Maury..... 1984-85

C

Cady, Patrick..... 1979-80
 Caldwell, Ted..... 1965-66
 Calton, Stephen..... 2008-09
 Calvin, Jerry..... 1958-59
 Cameron, Robert..... 1982-83
 Campbell, Rick..... 1987-89
 Canning, Doug..... 1965-67
 Carbajal, Jackson..... 2010-13
 Carey, Eric..... 1995-97
 Carlson, Russ..... 1975-77
 Carr, Joe..... 1969-71
 Casares, Adam..... 1999-01
 Chamberlain, Dan..... 1957-58
 Chambers, Headley... 1978-83
 Champion, Tony..... 2000-04
 Chase, Richard..... 1948-49
 Chatman, Ron..... 1980-82
 Clark, Tim..... 1997-98
 Coates, Doyle..... 1956-57
 Cobb, Ronnie..... 1988-89
 Coddington, Jim..... 1966-67
 Coggeshall, Keith..... 1955-56
 Cole, Dennis..... 1958-60
 Coleman, Ryan..... 1997-98
 Collier, Antwon..... 1994-95
 Colter, Sean..... 1992-93
 Consani, Dave..... 1980-82
 Copple, Steve..... 1974-76
 Cormier, Jacques..... 1990-91
 Costa, Maury..... 1966-68
 Cotton, Byron..... 1994-95
 Cramer, Stan..... 1979-80
 Cravey, Leo..... 2001-03
 Cunningham, Dan..... 1974-76
 Curtis, Jim..... 1960-63

D

Daech, George..... 1956-57
 Dahlberg, Chris..... 1982-85
 Daniel, Domineek..... 2009-10
 Daniels, Marshall..... 1966-67
 Davis, Charlo..... 1991-93
 Davis, Gent..... 1959-60
 Davis, Jason..... 2006-08
 Davis, Nate..... 1985-86
 Davis, Ray..... 1956-57
 Dawson, Joseth..... 2001-04
 Deaton, Roy..... 1974-75
 DelGadillo, Angel..... 1993-94
 Demalleville, Julian..... 2011-13
Demps, Cody..... 2012-pres.
 Dennis, Elmer..... 1948-49
 Dickey, Dwight..... 1952-54
 Dickson, John..... 2009-13
 Dille, John..... 1960-63
 Diop, Djibril..... 2002-04
 Diregolo, Rick..... 1971-74
 Dittman, Denni..... 1961-62
 Dominguez, Paul..... 1983-84
 Donohue, Rob..... 1991-92
 Donovan, Jim..... 1976-78
 Dosh, Pete..... 1978-80
 Drakeford, David..... 1996-98
 Dubois, Marc..... 1970-71
 Dubois, Mark..... 1969-70
 Durham, Vernon..... 1982-87

E

Eberhard, Joe..... 2011-13
 Eddy, Alan..... 1960-61
 Edgar, John..... 1965-66
 Edwards, Damond.... 1992-97
 Edwards, Mike..... 2008-09
 Edwards, Richmond... 1995-96
 Eller, Justin..... 2007-10

Epps, Marvin..... 1984-85
 Essman, David..... 1976-78
 Estrada, Jordan..... 2011-13
 Evans, Charles..... 1990-93

F

Fain, Wes..... 1958-59
 Faison, Sidney..... 1996-97
 Farnsworth, Lee..... 1955-59
 Farr, Chris..... 1986-88
 Fausset, Don..... 1956-59
 Felte, Steve..... 1967-69
 Ferguson, Darnell..... 2007-08
 Ferrel, Bob..... 1965-66
 Figuerra, Barry..... 1954-55
 Fisher, Sedessa..... 1997-98
 Fitch, Matthew..... 1960-61
 Flaggs, Antonio..... 2008-10
 Flood, Anthony..... 1998-00
 Freeman, Dale..... 1955-57
 Freeman, DaShawn... 2002-06

G

Galloway, Wayne..... 1956-60
 Galvin, Dick..... 1950-52
 Gardner, Garry..... 1983-84
 Gardner, Gene..... 1952-53
 Garland, Joe..... 1974-76
 Garrity, Dylan..... 2011-15
 Georgis, Chris..... 1952-54
 Gerard, Mike..... 1984-85
 Geyer, Joe..... 1952-53
 Ghiglieri, Bob..... 1956-58
 Giles, Glen..... 1981-83
 Gilyard, Brian..... 1984-85
 Gilzene, Jason..... 2004-06
 Glandon, Erv..... 1957-58
 Glass, Don..... 1954-55
 Glenn, Rickie..... 1999-01
 Golomb, Mike..... 1965-67
 Gonzales, LaVerne.... 1962-63
 Gonzales, Pablo..... 1999-01
 Gooding, Nick..... 2002-04
 Goto, George..... 1952-54
 Grand, Doug..... 1957-58
 Granucci, Greg..... 1990-91

Graves, Marcus..... 2014-pres.

Gray, Jim..... 1954-55
 Gray, Van..... 1985-86
 Green, Bruce..... 1971-73
 Green, Leon..... 1989-90
 Green, Ricky..... 1978-79
 Greenberg, Mike..... 1984-85
 Greene, Bob..... 1950-51
 Greene, Jim..... 1960-63
 Groce, Kris..... 2006-07
 Groom, Kendell..... 2010-14
 Grund, Tim..... 1984-85
 Gulo, Chuck..... 1975-77
 Guyton, Brandon..... 2002-04
 Gwinn, Richard..... 1948-50

H

Hagerty, John..... 1961-64
 Halverson, Erick..... 1994-96
 Hardy, Chris..... 1997-98
 Haren, Larry..... 1971-73
 Hargrave, Haron..... 2005-07
 Harris, E.J..... 2003-05
 Harris, Jason..... 2004-06

Harris, Matt..... 1984-85
 Harrison, Curtis..... 2006-08
 Hart, Jeff..... 1972-74
 Haskin, Wayne..... 1956-57
 Haskins, Glenn..... 1978-79
 Hayes, Charles..... 1954-55
 Heise, John..... 1978-79
 Heron, Jack..... 1949-50

Herrick, James..... 2014-pres.

Hickey, Bill..... 1954-55
 Hickox, Winston..... 1961-62
 Hightower, Jon..... 1984-85
 Hillman, Adrian..... 1994-95
 Hilton, Alan..... 1965-69
 Hines, Aaron..... 1980-81
 Hocking, Bob..... 1955-56
 Hocking, Robert..... 1948-49
 Hoffart, Jake..... 1994-95
 Hoffman, Heath..... 2010-12
 Holt, Anthony..... 1982-83
 Hoogenbosch, Tad.... 1995-98
 Hooks, Raashad..... 2001-03
 Hopkins, Derrick..... 1985-87
Hornsby, Nick..... 2013-pres.
 Houston, Laurence.... 1975-76
 Houston, Sean..... 1996-99
 Hull, Rich..... 1985-86
 Hunter, Mark..... 1994-95
 Hurley, Regis..... 1949-51
 Hyner, Tony..... 1990-91

I

Ingram, Uylous..... 1982-83
 Irons, Bill..... 1965-66

J

Jackson, Trevis..... 2013-pres.

Jackson, Walter..... 2010-12
 Jacobs, Washington.. 1978-81
 Jacobson, Eric..... 1979-80
 Jacques, Rene..... 1998-02
 Jansen, Jim..... 1980-82
 Jenkins, Mike..... 1995-97
 Jensen, Chris..... 1982-83
 Johnson, Chris..... 1997-98
 Johnson, Rich..... 1979-82
 Johnston, Brad..... 2009-10
 Johnstin, Parker..... 1948-49
 Johnwell, Dave..... 1974-75
 Joiner, David..... 2000-02
 Jolliff, Jack..... 1978-79
 Jones, Jim..... 1968-71
 Jones, Joel..... 2001-04
 Jones, Mark..... 1988-92
 Jones, Rod..... 1981-82
 Jones, Steve..... 1970-72
 Jones, Willie..... 1968-70
 Jordan, Willie..... 1990-91
 Jorgenson, Brad..... 1987-89
 Jorissen, Erik..... 1997-99
 Jotter, Herb..... 1951-52
 Juarceys, Jerry..... 1961-62

K

Kagel, Carl..... 1991-92
 Kahler, Pete..... 1971-72
 Kane, Mike..... 1988-91, 92-93
 Kapanoske, Aj..... 2008-09
 Karsten, John..... 1959-61
 Kasongo, Yannick..... 2007-08
 Kelley, Skip..... 1965-67
 Kelleybrew, Cassius... 1985-87

HORNET BASKETBALL

ALL-TIME ROSTER

Kelly, Archie 1971-73
 Kenner, Lee 1957-58
 Kenney, Jim 1971-73
 King, De 1974-76
 King, Henry 1987-89
 King, Michael 1993-94
 Knezevich, Bob 1960-61
 Knutty, Dave 1975-76
 Kobza, Val 1958-59
 Krueger, Don 1971-73
 Kuhn, Les 1960-62
 Kuykendall, Bill 1954-56

L

LaFerriere, Dana 1974-75
 Lambeth, Derek 1999-03
 Landry, Jimmy 1997-99
 Lange, Chris 2002-06
 Langley, Greg 1983-84
 Langston, John 1979-82
 Larsen, George 1952-55
 Lauder, Randy 1976-77
 Lawrence, Jerry 1959-60
 Leath, Loren 2005-09
 Leonard, Ron 1959-60
 Lewis, Thurman 1970-71
 Libera, Mike 1951-53
 Limeberger, Ron 1953-56
 Little, Tim 1989-91
 Livers, Harry 1967-69
 Livie, John 1965-66
 Livie, Lynn 1964-66
 Logan, Jeff 1985-86
 Lopez, Dani 2009-10
 Lovett, Rick 1973-76

M

MacKenzie, Tom 1976-77
 Malloy, Jonathan 2008-10
 Malone, Marcus 1998-99
 Maloney, John 1971-73
 Maloof, Ralph 1948-50
 Marcial, Mike 2008-10
 Martini, Robert 1985-89
 Massop, Tony 1985-87
 Masters, J.C. 1953-55
 Matich, Tony 1957-58
 Matilla, Bob 1955-56
 Matthews, Leland 1997-98
 Maxey, Larry 1969-70
 McCarthy, Neil 1963-64
 McCarty, Ken 1979-81
 McCarver, Josh 2010-12
 McClendon, Sean 1987-89
 McClure, Woody 1979-80
 McCoin, Bill 1988-91
 McCormack, Mike 1972-75
 McCoy, Bob 1961-62
 McDuffie, Andrew 1977-78
 McFayden, Al 1950-52
 McGhee, Vinnie 2007-08
 McGuire, Tom 1962-63
 McHolland, Gary 1972-75
 McKay, Schuyler 2004-05
 McKenzie, Don 1949-50
 McKinney, Mikh 2012-15
 McMiller, Kevin 1984-85
 Medunjanin, Emir 2002-03
 Menefee, Clark 1989-90
 Merriman, Malcolm 1989-92
 Michelotti, Bob 1966-68
 Miller, Bob 1964-66

Miller, Dan 1971-72
 Miller, Joel 1978-79
 Mills, Zach 2013-15
 Mobley, Chuck 1955-59
 Molonef, John 1970-71
 Mooney, Kevin 1973-75
 Morris, Robert 1991-93
 Morrison, Rick 1973-74
 Mumma, Bill 1950-51
 Murase, Nate 1998-99

N

N'Diaye, Alpha 2010-11
 Nelson, Donald 1963-64
 Nelson, Zach 2010-11
 Newton, Gordon 1969-72
 Norman, Kelley 1963-64
 Norris, David 2009-10
 Nunes, Dick 1956-57
 Nunes, Steve 1977-79

O

O'Keefe, Terry 1989-90
 Okwudibonye, Ryan .. 2012-14
 Oliver, Brian 1984-85
 Oliver, Chuck 1983-84
 Opdyke, Don 1977-79
 Opp, Bob 1965-66
 Owayed, Magd 2011-12

P

Palmer, Dick 1963-66
 Passalacqua, Jeff 1980-82
 Patterson, Ricky 1978-80
 Payne, James 2003-04
 Peletta, Pete 1949-50
 Pembroke, Darren 1981-84
 Perez, Frank 1950-52
 Perry, Aaron 2004-06
 Perry, Ed 1948-49
 Perry, Grover 1986-88
 Pfeifer, Ray 1968-70
 Pompey, Tim 1995-96
 Powell, John 1963-65
 Powell, Red 1953-56
 Proctor, Antoine 2010-11
 Pugh, Jameel 2003-05
 Pugliese, Tom 1961-63
 Pullaro, Sam 1953-55
 Purvis, Paul 1980-82

Q

Quigley, Joey 2012-14

R

Rada, Case 2013-14
 Rakocovic, Pete 2010-12
 Ramirez, Abie 1994-96
 Ranney, Kaleb 1997-98
 Ransom, Boyd 1982-83
 Ray, Terry 1969-71
 Reed, Bill 1957-58
 Reed, Bobby 1979-80
 Reed, Greg 1966-69
 Reed, Jeff 1969-70
 Richards, Jack 1968-69
 Richardson, Jay 2000-02
 Roberts, Davon 2004-07
 Roberts, Floyd 1975-76
 Robinson, Nate 1976-78
 Roche, Fred 1949-50
 Rohrer, Ron 1959-63
 Rolfe, Carlton 1955-57

Rotz, Paul 1964-66
 Rubenfeld, John 1980-82
 Rudder, Mike 1976-77
 Runge, Mike 1959-60

S

Sadler, Markel 1995-96
 Salley, Jordan 2012-14
 Sanders, Leon 1970-71
 Sarvis, Jack 1949-52
 Saulsberry, Tony 1978-79
 Saxton, Steve 1973-75
 Scheff, Eddie 1982-83
 Scholl, Myke 1987-89
 Schulte, Spenser 2007-08
 Schurr, Robert 1956-57
 Schwall, Irv 1949-52
 Scott, Fred 1957-60
 Segal, Alan 1977-79
 Segeberg, Bo 1999-00
 Sekul, Tom 1951-53
 Selling, Michael 2008-10
 Selvey, Troy 1998-02
 Shaw, Ron 1963-65
 Shearer, Ken 1959-60
 Sheppard, Wayne 1963-65
 Siefkin, Norm 1966-68
 Siklich, Jim 1960-61
 Simmons, Glen 1977-78
 Simon, Scott 1982-83
 Slider, Walt 1966-69
 Smartt, Sean 1985-89

Smith, Al 1959-60
 Smith, Al 1964-65
 Smith, Brian 1977-78
 Smith, Carlos 1997-98
 Smith, Jeff 1988-90
 Smith, Paul 1961-63
 Smith, Pete 1978-79
 Smylie, George 1962-63
 Spaulding, Glen 1984-87
 Speakman, Jim 1962-63
 Spence, Dave 1973-74
 Stafford, Jack 1964-65
 Stanfill, Roger 1975-77
 Steele, Jewett 1972-73
 Steen, Bob 1950-52
 Steinbach, Mike 1973-75
 Steinmetz, Bill 1969-71
 Stevens, Larry 1957-58
 Steward, Ken 1965-66
 Stewart, Al 1969-72
 Stewart, Ken 1966-69
 Stewart, Vincent 1991-95
 Stigall, Jared 2008-10
 Stowe, Dennis 1978-79

Strings, Justin 2014-pres.

Stripe, John 1981-84
 Stuart, Harry 1948-49
 Stuart, Ken 1979-80
Stuteville, Eric 2013-pres.
Stuteville, Mason ... 2014-pres.
 Sullivan, Mark 1961-62
 Suva, John 1976-77
 Swartz, Jack 1953-54
 Swift, David 1996-99
 Syas, Mike 1965-67
 Syftestad, Bob 1955-59

T

Tate, Arthur 1993-97
 Taylor, Bob 1952-54
 Taylor, Herb 1958-59
 Third, Mitch 1969-70
 Thomas, Donald 2006-09

Thomas, Howard 1961-62
 Thomas, James 1963-64
 Thomas, Jim 1964-65
 Thompkins, Cedric 2000-04
 Thompson, Earl 1993-94
 Thornton, Jim 1959-60
 Tiffin, Alex 2013-15
 Treadwell, Butch 1979-81
 Toles-Bey, Sultan 2009-11
 Troutman, Frank 1955-57
 Turner, Rovon 1982-83

U

Ugbaja, Jiday 2014-pres.

V

Vail, Zach 1985-86
 Valdez, Martin 1973-75
 Valentino, John 1948-49
 Van Velzen, Al 1971-72
 Vaughn, Greg 1972-77
 Vaughn, Tony 1980-81
 Vazquez, Ray 1990-92
 Veteto, Konner 2011-13
 Victor, David 1995-97
 Vinci, Dick 1952-55

W

Wagner, Paul 1973-74
 Walker, Charlie 1968-71
 Wallace, Pat 1989-93
 Walsh, David 1976-77
 Walton, Ronnie 2001-02
 Ward, Alex 2008-09
 Ward, James 1981-82
 Weekly, Marty 1962-63
 Weis, Norman 1956-57
 Welte, Randy 1983-85
 Westermann, Jeff 1996-97
 Whitaker, Bill 1960-62
 White, Frank 1956-58
 White, Jimmy 2001-03
 White, Monte 1965-66
 Whitlock, Major 1991-93
 Wieck, Thomas 1998-00
 Wigley, Marc 1967-68
 Williams, Alex 1986-88
 Williams, Byron 1976-78
 Williams, Damone 1992-94
 Williams, Edwin 1993-96
 Williams, George 1960-61
 Williams, Justin 2005-08
 Wilson, Aaron 2008-09
 Wise, Pierre 1983-84
 Wood, John 1969-70
 Wood, Ron 1954-55
 Wood, Tom 1967-71
 Woodard, Bruce 1985-89
 Woodard, Moe 1970-72
 Woods, Andrew 1967-68
 Woods, Clark 2005-08
 Wright, Jason 1997-98
 Wright, Louis 1967-69
 Wright, Russell 1979-80
 Wudel, Mark 1979-80

Y


Yokato, Jim 1957-59
 Young, Alonzo 2006-08
 Youngstrom, Carl 1949-52

Z


Zeigler, Simon 1983-86
 Zenor, Dave 1955-57



Randy Adams




David Drakeford



Alex Tiffin



Cedric Thompkins



Bruce Woodard

HORNETS IN THE PROS

ANGEL ALAMO

Capitanes de Arecibo (2014-pres.) - Superior League of Puerto Rico
 Atleticos de San German (2014) - Super League of Puerto Rico
 Gigantes Edomex Toluca (2013) - Mexico LNBP
 Guaynabo Mets (2012-13) - Superior League of Puerto Rico
 Atenas Cordoba (2011-12) - Argentina First Division
 Quebradillas Pirates (2009-11) - Superior League of Puerto Rico
 Caguas Creoles (2008) - Superior League of Puerto Rico

RAME BATTA

Al Kahraba Electricity (2014) - Iraq Div. I League

DURO BJEGOVIC

Santa Margherita Caorle (2015-pres.) - Serie C (Italy)
 Baskets 98 Volklingen-Warndt (2014) - Regionalliga (Germany)
 Maghreb De Fes (2013) - Morocco D1 League
 KK Djuro Djakovic Slavonski Brod (2012) - Croatia A1 League
 Gussing Knights (2012) - Austria A League

TONY CHAMPION

Itzehoe Eagles (2007-08) - Regionalliga (Germany)
 Fresno Heatwave (2005) - American Basketball Association
 Chico Fire (2005) - International Basketball League

JASON DAVIS

Umea Basket (2015-pres.) - Sweden Basketligan
 London Lions (2014-15) - United Kingdom BBL
 Qanto Turi Svitavy (2014) - Czech Republic NBL
 Nilan Bisons (2013-pres.) - Korisliiga League (Finland)
 MBK Handlova (2012) - Slovakia Extraliga
 Cherkasy Monkeys (2011-12) - Ukraine Superleague
 Yesilyurt Spor Kulubu (2009-10) - Second Division (Turkey)
 Torres Vedras Fisica Desportiva (2008-09) - UZO Liga (Portugal)

JOHN DICKSON

Bakersfield Jam (2015) - NBA Development League
 Once Caldas (2015) - Professional Basketball League of Columbia
 Club Deportivo Universidad Catolica (2014) - Chile-Liga Nacional
 Willetton Tigers (2014) - Australia State League

DAMOND EDWARDS

Mobile Revelers (2002) - NBA Development League
 Billings Rimrockers (1999) - International Basketball Association
 Harlem Globetrotters (1997-98)

JUSTIN ELLER

BG Dorsten (2012-13) - German Regionalliga
 Levski Sofia (2011-12) - Bulgarian National Basketball League
 CSS Giurgiu (2011) - Romanian Basketball Division A
 Bayer Giants Leverkusen (2010-11) - German Pro B League

ANTHONY FLOOD

Melbourne Tigers (2002-03) - Australian Basketball Association
 Mildura Mavericks (2001-02) - Australian Basketball Association
 Mount Gambier Pioneers (2000-01) - Australian Basketball Association

DaSHAWN FREEMAN

EnBW Ludwigsburg (2007) - German First Division
 Butte Daredevils (2006) - Continental Basketball Association

DYLAN GARRITY

S.C. Lusitania Expert (2015-pres.) - Portuguese Basketball League.

RICKIE GLENN

Mazatlan Delfines (2003) - CIBACOPA (Mexican Basketball League)

PABLO GONZALES


Okapi Aalstar (2003-11) - Belgian Basketball League
 Gent Dragons (2001-03) - Belgian Basketball League

HARON HARGRAVE

Gaz Metan Medias (2009) - Romanian Basketball Division A
 BC Tirgu Mures Tigers (2008) - Romanian Basketball Division A
 Albany Patroons (2007-08) - Continental Basketball Association



MIKH MCKINNEY



DAMOND EDWARDS



JUSTIN ELLER

HORNETS IN THE PROS

JASON HARRIS

Geraldton Buccaneers (2007) - Skywest Basketball League of Australia
Butte Daredevils (2006) - Continental Basketball Association

HEATH HOFFMAN

Basket Globalcaja Quintanar (2014-pres.) - Spain EBA

SEAN HOUSTON

Mandurah Magic (2007-08) - State Basketball League of Australia
Rockingham Flames (2004) - Australian Basketball Association
UDE Temuco (2003-04) - Chilean Basketball League

JOEL JONES

Capitanes de Arecibo (2014-pres.) - Superior League of Puerto Rico
Atleticos de San German (2014-15) - Super League of Puerto Rico
Brujos De Guayama (2013) - Superior League of Puerto Rico
Aerochaco Boca Juniors (2012) - Argentiniana League A
San Francisco Indians (2012) - Dominican Republic NBL
Quebradillas Pirates (2009-12) - Superior League of Puerto Rico
BC Budivelnik (2010.) - Ukrainian Basketball Superleague
Politechnika Poznanska (2008) - Polish Basketball League
Puerto Rican National Team (2007) - Pan American Games
Ponce Lions (2007) - Superior League of Puerto Rico
BG Karlsruhe (2007) - German First Division
Shangdong Jinsidun Lions (2005-06) - Chinese Basketball Association
Bayamon Vaqueros (2002-06) - Superior League of Puerto Rico

DEREK LAMBETH

Itzehoe Eagles (2007) - Regionalliga (Germany)

LOREN LEATH

Besancon Basket Comte Doubs (2009) - NM1 First Division (France)

JOSH McCARVER

Pays Del Olonnes (2013-pres.) - NM2 Second Division (France)

MIKH McKINNEY

Port of Antwerp Giants (2015-pres.) - Belgium First Division.

AARON PERRY

Oshawa Power (2011-12) - National Basketball League of Canada
Al-Sahel (2007) - Kuwait Basketball League
Quad City Riverhawks (2006) - Premier Basketball League

JAMEEL PUGH

Irapuato Black Eagles (2008) - National Professional Basketball League of Mexico
Latrobe City Pacers (2007) - Big V Basketball League (Australia)
Otago Nuggets (2007) - National Basketball League of New Zealand
Dakota Wizards (2006) - NBA Developmental League

DAVON ROBERTS

BSG Grevembroich Elephants (2014-pres.) - Germany Regionalliga
VFL Stade (2013-14) - German Pro B League
Oettinger Rockets Gotha (2011-12) - German Pro A League
Mitteldeutscher BC Weissenfels (2010-11) - Basketball Bundesliga League
BV Chemnitz 99 (2009-10) - German Pro A League
Braunschweig Medien Baskets (2008-09) - German Pro B League

MICHAEL SELLING

City Basket Recklinghausen (2010) - German Regionalliga League

TROY SELVEY


BC Tргу Mures Tigers (2006-08) - Romanian Basketball Division A
Essex & Herts Leopards (2004-06) - England Basketball League
Coventry Crusaders (2003-04) - England Basketball League
San Lucas Los Paisas (2003) - CIBACOPA (Mexican Basketball League)

DAVID VICTOR

Chihuahua Dorados (1999) - LNBP (Mexican Basketball League)

JEFF WESTERMANN

BG Karlsruhe (2000) - German Pro A League



PABLO GONZALES



JOEL JONES



JAMEEL PUGH

DIV. I JERSEY NUMBERS (1991-PRES.)

0

Graves, Marcus2015-pres.
 Hillman, Adrian 1995
 Hoogenbosh, Tad 1996, 1998
 Kasongo, Yannick 2008
 Payne, James 2004
 Rada, Case 2014

1

Barlett, Dreon2014-pres.
 Carbajal, Jackson 2012-13
 Harris, E.J. 2004-05
 Harrison, Curtis 2007-08
 Toles-Bey, Sultan 2011

2

Demps, Cody2013-pres.
 Estrada, Jordan 2012
 Pugh, Jameel 2004-05

3

Carey, Eric 1996-97
 Eberhard, Joe 2012-13
 Fisher, Sedessa 1998
 Hargrave, Haron 2006-07
 Jacques, Rene 1999-02
 Medunjanin, Emir 2003
 McGhee, Vinnie 2008
Strings, Justin2015-pres.
 Thompson, Earl 1994

4

Adams, Randy 2005-09
 Drakeford, David 1997-98
 Malone, Marcus 1999
 Norris, David 2010
 Proctor, Antoine 2011
 Quigley, Joey 2013-14
 Rakocovic, Pete 2012
 Tate, Arthur 1994-96
Ugbaja, Jiday2015-pres.

5

Bailey, Antoine 1999
 Calton, Stephen 2009
 Dickson, John 2010
 Ferguson, Darnell 2008
 Garrity, Dylan 2012-15
 Lambeth, Derek 2000
 White, Jimmy 2002-03
 Woods, Clark 2006-07

10

Brewer, Jim 2000-01
 Dawson, Joseth 2002
 Guyton, Brandon 2003-04
 Johnson, Chris 1998
 Malloy, Jonathan 2010
 McKay, Schuyler 2005
 McKinney, Mikh 2013-15
 Thomas, Donald 2007-09
 Wallace, Pat 1992

11

Baity, Louie 1997
 Carbajal, Jackson 2011
 Demalleville, Julian 2012-13
 Hunter, Mark 1995
Jackson, Trevis2014-pres.
 Jones, Mark 1992
 Perry, Aaron 2005-06
 Smith, Carlos 1998
 Wallace, Pat 1993
 Walton, Ronnie 2002
 Young, Alonzo 2007-08

12

Gilzene, Jason 2005-06
 Groom, Kendell 2011-14
 Stigall, Jared 2009-10
 Vazquez, Ray 1992

13

Williams, Damone 1993-94

14

Adams, Roderick 2007-08
 Edwards, Damond .. 1993-95, '97
 Marcial, Mike 2009-10
 Thompkins, Cedric 2001-04

15

Aboubakar, Wandji 2008
 Alamo, Angel 2007
 Armstrong, Chris 2001
 Armstrong, LeRonne 1994
 Lopez, Dani 2010
 Matthews, Leland 1998
 Okwudibonye, Ryan 2013-14
 Sadler, Markel 1996
 Whitlock, Major 1993

20

Barlett, Dreon 2013
 Davis, Charlo 1992-93
 Freeman, DaShawn 2003-06
 Halverson, Erick 1995-96
 Jackson, Walter 2011-12
 Mills, Zach 2014-15
 Woods, Clark 2008

21

Amos, Dean 1995
 Batta, Rame 2000-01
 Blockmon, Jerome 2009
 Faison, Sydney 1997
 Groce, Kris 2007
 Hardy, Chris 1998
 Murase, Nate 1999
Stuteville, Mason 2015-pres.
 Toles-Bey, Sultan 2010

Years played represents the year at the end of the season. For example, the 2012-13 season would be listed as 2013.



Joseth Dawson was a first team all-Big Sky selection in 2003-04 after leading the Hornets with 14.4 points per game and shooting .848 (140-165) from the free throw line. His 119 career three-pointers are tied for the 11th most in school history.



Brandon Guyton's 78 three-pointers during the 2003-04 season rank as the second best single season mark since Sacramento State joined the Div. I ranks in 1991-92. The sharp shooter buried 142 three balls during his two-year career.

HORNET BASKETBALL

DIV. I JERSEY NUMBERS (1991-PRES.)

22

Casares, Adam 2000-01
 DelGadillo, Angel 1994
 Harris, Jason 2005-06
 Hoffman, Heath 2011-12
 Flagg, Antonio 2009-10
 Salley, Jordan 2013-14

23

Daniel, Domineek 2010
 King, Michael 1994
 Leath, Loren 2006-09
 Morris, Robert 1992
 Owayed, Magd 2012
 Pompey, Tim 1996
 Wright, Jason 1998

24

Anoruo, Arinze 1999-01
 Dawson, Joseth 2004
 Nelson, Zach 2011
 Ranney, Kaleb 1998
 Williams, Justin 2006-08

25

Davis, Jason 2007-08
 Jenkins, Mike 1996-97
 Morris, Robert 1993
 N'Diaye, Alpha 2011
 Swift, David 1998-99
 Whitlock, Major 1992
 Wilson, Aaron 2009

30

Colter, Sean 1993
 Jones, Joel 2002-04

31

Ramirez, Abie 1995-96
 Wieck, Thomas 1999-00

32

Boyd, Michael 1994-97
 Dickson, John 2011-13
 Diop, Djibril 2003-04
 Hornsby, Nick 2014
 Kane, Mike 1993
 Landry, Jimmy 1998-99
 Richardson, Jay 2001-02
 Selling, Michael 2009-10

33

Bausley, Alex 2004-07
 Bjegovic, Duro 2010-11
 Cravey, Leo 2002-03
 Donohue, Rob 1992
 Gonzales, Pablo 2000-01
Hornsby, Nick 2015-pres.
 Jorissen, Erik 1998-99
 Williams, Edwin 1994-96

34

Glenn, Rickie 2000-01
 Johnstin, Brad 2010
 Malloy, Jonathan 2009
 Stewart, Vincent 1992
 Tiffin, Alex 2014-15

35

Lambeth, Derek 2001-03
 Roberts, Davon 2005-07

40

Brown, Shamar 1992-93
 Eller, Justin 2008-10
 Joiner, David 2001-02
 Segeberg, Bo 2000
 Victor, David 1996-97

41

Bass, Marcellus 1997
 Coleman, Ryan 1998
 Veteto, Konner 2012-13

42

Bass, Marcellus 1996
 Hoffart, Jake 1995
 Hooks, Raashad 2002-03
 Houston, Sean 1997-99
 Meriman, Malcolm 1992
 Ward, Alex 2009

43

Flood, Anthony 1999-00

44

Collier, Antwon 1995
 Edwards, Richmond 1996
 Kagel, Carl 1992
 Lange, Chris 2003-06
 McCarver, Josh 2011-12
 Selvey, Troy 1999-02
Stuteville, Eric 2014-pres.

45

Clark, Tim 1998
 Swift, David 1997

50

Beekman, Zane 2005-06
 Edwards, Mike 2009
 Gooding, Nick 2003-04
Herrick, James 2015-pres.
 Rakocovic, Pete 2011
 Stewart, Vincent 1993
 Tate, Arthur 1997

55

Bell, Aaron 1995
 Champion, Tony 2001-04
 Evans, Charles 1991, '93
 Westermann, Jeff 1997



John Dickson (2009-13) never missed a game during his four-year career, spanning 115 straight games played, including 90 starts. He is one of 10 players in school history to score 1,000 career points, and sits fifth all-time with 1,313 points.



Alex Bausley (2003-07), who was a first team all-Big Sky selection in 2005-06, played 115 games, including 86 starts. He ranks among the school's career top 10 in 11 different categories, including ninth with 1,150 points.

NCAA TOURNAMENT TEAMS

1958-59

1958-59 Hornets (from L to R)

Front Row: Head coach Hal Wolf, Jim Yokota, Jerry Calvin, Ben Brenning, Trainer Larry Klaus

Middle Row: Assistant coach Harvey Roloff, Lee Farnsworth, Chuck Mobley, Bob Syftestad, Wes Fain

Back Row: Fred Scott, Dennis Cole, Terry Bennett, Don Faussett, Val Kobza, Herb Taylor

Storyline

Led by Chuck Mobley (#10), the 1958-59 squad won the Far Western Conference title and advanced to the NCAA College Division West Regional. The conference championship was the first in program history and the appearance in the postseason was the first of four NCAA Tournament appearances the program has made. Mobley was named first team all-conference while Don Faussett and Bob Syftestad were both named to the second team.



1961-62

1961-62 Hornets (from L to R)

Front Row: Tom Pugliese, Jerry Juarcceys, Jim Greene, Les Kuhn, Howard Thomas, head coach Ev Shelton


Back Row: Paul Smith, Bill Whitaker, John Hagerty, Ron Rohrer, Bob McCoy, Bill Baker

Storyline

The 1961-62 squad finished as the College Division national runner-up after losing to Mount Saint Mary's in overtime, 58-57, in the NCAA Tournament championship game in Evansville, Ind. Over 1,000 fans welcomed home the team upon deplaning at the Sacramento Municipal Airport after returning home from the tournament. The entire team and head coach Ev Shelton were inducted into the Sacramento State Men's Basketball Hall of Fame on Oct. 30, 2009. The team beat Seattle Pacific (68-57), Cal Poly Pomona (73-65), Valparaiso (61-54) and Nebraska Wesleyan (74-73) to reach the title game.



NCAA TOURNAMENT TEAMS



1969-70

1969-70 Hornets

Head coach Jack Heron, Larry Maxey, Mitch Third (shown in the picture to the left), Raymond Pfeifer, Joe Carr, John Wood, Terry Ray, Mark Dubois, William Jones, Gordon Newton, Alan Stewart, Jeff Reed

Storyline

Sacramento State finished the season with a 17-11 overall record and won the Far Western Conference championship with a 10-2 mark. The team won a program-record 12 straight games from Jan. 10-Feb. 27, and entered the NCAA College Division West Regionals (played in Tacoma, Wash.) with a 17-9 record. However, the team lost two nail biters to Puget Sound (67-62) and Boise State (63-61). Mitch Third was named to the all-West Coast Team after averaging 15.0 points and 9.9 rebounds per game, and was an all-tournament selection at the West Regionals.



1987-88

1987-88 Hornets (from L to R)

Bruce Woodard, Larry Brown, Robert Martin, Brad Jorgenson, Henry King, Tristan Buckingham, Sean McClendon, Mike Scholl, Sean Smartt, Grover Perry, Rick Campbell, Chris Farr, Alex Williams

Storyline

The 1987-88 squad reached the NCAA Div. II Tournament, becoming the fourth Hornet men's basketball team to reach the NCAA's postseason event. Sacramento State finished the season with a 22-8 record, led the nation in three-pointers (303, 10.1 per game) and ranked sixth in the nation in scoring offense (school-record 93.1 ppg). Alex Williams (#11) buried 167 three-pointers that year which remains the best single-season mark in Div. II history. The 22 victories are the most in program history, and among those wins, was an 87-84 upset victory over Texas A&M at Arco Arena on Dec. 19, 1987.

ALL-TIME COACHING RECORDS

NCAA Tournament Appearances

No.	Coach
1	Hal Wolf
1	Ev Shelton
1	Jack Heron
1	Joseph Anders

NCAA Tournament Record

W-L	Coach
4-1	Ev Shelton
0-2	Hal Wolf
0-2	Jack Heron
0-2	Joseph Anders

Highest Overall Winning Percentage

Pct.	Coach	Yrs.	W-L
.498	Ev Shelton	9	117-118
.470	Hal Wolf	6	63-71
.466	Joseph Anders	6	75-86
.455	Harvey Roloff	1	10-12
.452	Warren Conrad	4	33-40

Highest Conference Winning Percentage

Pct.	Coach	Yrs.	W-L
.700	Harvey Roloff	1	7-3
.588	Jack Heron	15	104-73
.574	Ev Shelton	9	62-46
.540	Hal Wolf	5	27-23
.409	Joseph Anders	2	9-13

Most Victories/Career

Wins	Coach	Years
196	Jack Heron	1968-84
117	Ev Shelton	1959-68
80	Jerome Jenkins	2000-08
77	Brian Katz	2008-pres.
75	Joseph Anders	1987-92

Most Victories/Season

Wins	Coach	Years
22	Joseph Anders	1987-88
21	Brian Katz	2014-15
21	Ev Shelton	1961-62
18	Jack Heron	1970-71
18	Hal Wolf	1952-53
17	Jack Heron	1971-72
17	Jack Heron	1969-70
17	Ev Shelton	1960-61

Most Seasons

Years	Coach	W-L
15	Jack Heron	196-258
9	Ev Shelton	117-118
8	Jerome Jenkins	80-147
7	Brian Katz	77-130
6	Joseph Anders	75-86
6	Hal Wolf	63-71

Sacramento State Head Coaches

No.	Coach	Tenure	Years	Overall Record			Conf. Record		
				W	L	Pct.	W	L	Pct.
1	Warren Conrad	1948-52	4	33	40	.452	--	--	--
2	Hal Wolf	1952-56, 1957-59	6	63	71	.470	27	23	.540
3	Harvey Roloff	1956-57	1	10	12	.455	7	3	.700
4	Ev Shelton	1959-68	9	117	118	.498	62	46	.574
5	Jack Heron	1968-78, 1979-84	15	196	258	.432	104	73	.588
6	Elmo Slider	1977-79	2	9	25	.264	7	12	.368
7	Fred Lewis	1984-85	1	7	23	.233	3	11	.214
8	Bill Brown	1985-87	2	17	21	.447	--	--	--
9	Joseph Anders	1987-92	6	75	86	.466	9	13	.409
10	Don Newman	1992-97	5	20	114	.149	6	22	.214
11	Tom Abatemarco	1997-00	3	13	66	.165	6	42	.125
12	Jerome Jenkins	2000-08	8	80	147	.352	37	81	.314
13	Brian Katz	2008-pres.	6	77	130	.372	44	78	.361

NOTES

- Elmo Slider replaced Jack Heron with eight games remaining in the 1977-78 season
- Joseph Anders replaced Bill Brown 11 games into the 1986-87 season



Warren Conrad



Hal Wolf



Harvey Roloff



Ev Shelton



Jack Heron



Elmo Slider



Fred Lewis



Bill Brown



Joseph Anders



Don Newman



Tom Abatemarco



Jerome Jenkins



Brian Katz

Conference History

Big Sky	1996-pres.
American West	1994-96
Great Northwest	1988-90
NCAC	1982-85
Far Western	1953-82

HORNET BASKETBALL

YEARLY INDIVIDUAL LEADERS

SCORING

Year	Player	G	Pts	Avg
2015	Mikh McKinney	32	613	19.2
2014	Mikh McKinney	30	498	16.6
2013	John Dickson	29	371	12.8
2012	John Dickson	28	346	12.4
2011	Sultan Toles-Bey	28	342	12.2
2010	Justin Eller	30	338	11.3
2009	Loren Leath	28	437	15.6
2008	Loren Leath	28	367	13.1
2007	Haron Hargrave	26	359	13.8
2006	Alex Bausley	30	407	13.6
2005	Jason Harris	27	472	17.5
2004	Joseth Dawson	28	404	14.4
2003	Derek Lambeth	29	376	13.0
2002	Joseth Dawson	26	365	14.0
2001	Rickie Glenn	26	401	15.4
2000	Anthony Flood	27	363	13.4
1999	Nate Murase	26	268	10.3
1998	Sedessa Fisher	25	347	13.9
1997	Damond Edwards	25	370	14.8
1996	Abie Ramirez	27	369	13.7
1995	Damond Edwards	27	397	14.7
1994	Michael Boyd	27	295	10.9
1993	Charlo Davis	25	351	14.0
1992	Charlo Davis	28	505	18.0
1991	Greg Ballard	26	375	14.4
1990	Mike Kane	31	561	18.1
1989	Robert Martin	28	601	21.5
1988	Alex Williams	30	767	25.6
1987	Alex Williams	28	472	16.9
1986	Cassius Kelleybrew	28	324	11.6
1985	Marvin Epps	30	350	11.7
1984	Vernon Durham	31	429	13.8
1983	Rovan Turner	26	361	13.9
1982	Jim Jansen	21	318	15.1
1981	Tony Vaughn	27	276	10.2
1980	Darnell Anderson	27	553	20.5
1979	Ted Borum	26	388	14.9
1978	Nate Robinson	27	510	18.9
1977	Nate Robinson	27	386	14.3
1976	Russ Carlson	26	361	13.9

REBOUNDING

Year	Player	G	Reb	Avg
2015	Nick Hornsby	33	172	5.2
2014	Cody Demps	30	125	4.2
2013	Konner Veteto	28	166	5.9
2012	Joe Eberhard	28	164	5.9
2011	Alpha N'Diaye	19	125	6.6
2010	Justin Eller	30	165	5.5
2009	Justin Eller	29	193	6.7
2008	Justin Williams	27	123	4.6
2007	Angel Alamo	29	176	6.1
2006	Alex Bausley	30	157	5.2
2005	Alex Bausley	28	149	5.3
2004	Cedric Thompkins	28	158	5.6
2003	Jimmy White	29	175	6.0
2002	Cedric Thompkins	28	177	6.3
2001	Arinze Anoruo	25	163	6.5

2000	Anthony Flood	27	192	7.1
1999	Sean Houston	25	215	8.6
1998	Sean Houston	14	150	10.7
1997	Damond Edwards	25	157	6.3
1996	Abie Ramirez	27	206	7.6
1995	Abie Ramirez	27	190	7.0
1994	Michael Boyd	27	143	5.3
1993	Robert Morris	25	143	5.7
1992	Malcolm Merriman	28	162	5.8
1991	Tim Little	26	163	6.3
1990	Tim Little	31	261	8.4
1989	Sean Smartt	27	173	6.4
1988	Sean McClendon	30	218	7.3
1987	Tony Massop	28	228	8.1
1986	Cassius Kelleybrew	28	210	7.5
1985	Vernon Durham	23	173	7.5
1984	Vernon Durham	31	173	5.6
1983	Chris Jensen	19	145	7.6
1982	Jim Jansen	21	146	7.0
1981	Paul Purvis	27	119	4.4
1980	Butch Treadwell	27	194	7.2
1979	Ricky Patterson	26	159	6.1
1978	Nate Robinson	27	259	9.6
1977	Nate Robinson	27	242	9.0
1976	Russ Carlson	26	147	5.6

FIELD GOAL PCT.

Year	Player	FG	FGA	Pct
2015	Eric Stuteville	96	183	.525
2014	Jordan Salley	74	119	.622
2013	Konner Veteto	108	220	.491
2012	Josh McCarver	60	103	.583
2011	Walter Jackson	67	137	.489
2010	Justin Eller	119	240	.496
2009	Mike Edwards	37	63	.587
2008	Jason Davis	55	99	.556
2007	Davon Roberts	51	86	.593
2006	Davon Roberts	33	59	.559
2005	Jason Harris	144	340	.424
2004	Tony Champion	45	86	.523
2003	Jimmy White	114	213	.535
2002	David Joiner	44	88	.500
2001	Arinze Anoruo	93	174	.534
2000	Rickie Glenn	81	162	.500
1999	Antoine Bailey	92	199	.462
1998	Tad Hoogenbosch	36	67	.537
1997	David Victor	64	141	.454
1996	Arthur Tate	48	97	.495
1995	Adrian Hillman	83	157	.529
1994	Michael King	92	218	.422
1993	Pat Wallace	47	108	.435
1992	Rob Donohue	88	177	.497
1991	Tim Little	148	270	.548
1990	Tim Little	201	393	.511
1989	Sean McClendon	142	240	.592
1988	Sean Smartt	97	165	.588
1987	Chris Farr	89	159	.560
1986	Simon Zeigler	43	77	.558
1985	Vernon Durham	121	234	.517
1984	Vernon Durham	167	284	.588
1983	Vernon Durham	65	116	.560


1982	John Stripe	73	135	.541
1981	Paul Purvis	54	111	.486
1980	Ricky Patterson	75	132	.568
1979	Ted Borum	150	282	.532
1978	Byron Williams	211	353	.598
1977	Chuck Gulo	74	129	.574
1976	Floyd Roberts	38	67	.567

FREE THROW PCT.


Year	Player	FT	FTA	Pct
2015	Dylan Garrity	83	100	.830
2014	Dylan Garrity	74	89	.831
2013	Dylan Garrity	87	101	.861
2012	Heath Hoffman	40	47	.851
2011	Sultan Toles-Bey	78	98	.796
2010	Sultan Toles-Bey	93	107	.869
2009	Antonio Flaggs	58	72	.806
2008	Clark Woods	38	49	.776
2007	Haron Hargrave	119	145	.821
2006	Loren Leath	35	39	.897
2005	DaShawn Freeman	89	113	.788
2004	Joseth Dawson	140	165	.848
2003	Raashad Hooks	75	94	.798
2002	Rene Jacques	38	49	.776
2001	Rame Batta	69	81	.852
2000	Rene Jacques	34	45	.756
1999	Rene Jacques	32	42	.762
1998	Sedessa Fisher	80	110	.727
1997	Arthur Tate	40	55	.727
1996	Tad Hoogenbosch	44	60	.733
1995	Damond Edwards	52	75	.693
1994	Damond Edwards	47	61	.738
1993	Shamar Brown	33	44	.750
1992	Carl Kagel	49	69	.710
1991	Jacques Cormier	63	84	.750
1990	Bill McCoin	64	76	.842
1989	Robert Martin	73	91	.802
1988	Alex Williams	88	107	.822
1987	Alex Williams	56	66	.848
1986	Robert Martin	32	42	.762
1985	Gus Armstead	28	30	.933
1984	Darrin Pembroke	46	59	.780
1983	Darrin Pembroke	44	53	.830
1982	James Ward	43	55	.782
1981	Tony Vaughn	52	67	.776
1980	Washington Jacobs	65	79	.822
1979	Washington Jacobs	38	43	.884
1978	Byron Williams	58	76	.763
1977	Russ Carlson	74	97	.763
1976	Joe Garland	31	36	.861

THREE-POINTERS

Year	Player	G	3PT	Avg
2015	Dylan Garrity	33	81	2.5
2014	Dylan Garrity	30	75	2.5
2013	Dylan Garrity	28	42	1.5
2012	Joe Eberhard	28	44	1.6
2011	Sultan Toles-Bey	28	52	1.9
2010	Antonio Flaggs	29	38	1.3
2009	Loren Leath	28	61	2.2
2008	Loren Leath	28	52	1.9



MIKH MCKINNEY



JORDAN SALLEY



DYLAN GARRITY

2007	Loren Leath	29	72	2.5
2006	Loren Leath	27	55	2.0
2005	Jameel Pugh	25	59	2.4
2004	Brandon Guyton	28	78	2.8
2003	Brandon Guyton	29	64	2.2
2002	Joseph Dawson	26	65	2.5
2001	Pablo Gonzales	27	45	1.7
2000	Pablo Gonzales	27	49	1.8
1999	Nate Murase	26	62	2.4
1998	David Drakeford	26	32	1.2
1997	Damond Edwards	25	56	2.2
1996	Eric Carey	27	65	2.4
1995	Damond Edwards	27	61	2.3
1994	Damone Williams	27	38	1.4
1993	Charlo Davis	25	58	2.3
1992	Charlo Davis	28	88	3.1
1991	Mike Kane	26	52	2.0
1990	Mike Kane	31	115	3.7
1989	Robert Martin	28	118	4.2
1988	Alex Williams	30	167	5.6
1987	Alex Williams	28	80	2.9

THREE-POINTERS ATT.

Year	Player	G	3PTA	Avg
2015	Dylan Garrity	33	198	6.0
2014	Dylan Garrity	30	159	5.3
2013	Dylan Garrity	28	103	3.7
2012	Joe Eberhard	28	96	3.4
2011	Sultan Toles-Bey	28	156	5.6
2010	Antonio Flaggs	29	103	3.6
2009	Loren Leath	28	163	5.8
2008	Loren Leath	28	169	6.0
2007	Loren Leath	29	200	6.9
2006	Loren Leath	27	146	5.4
2005	Jameel Pugh	25	156	6.2
2004	Brandon Guyton	28	208	7.4
2003	Brandon Guyton	29	197	6.8
2002	Joseph Dawson	26	165	6.3
2001	Pablo Gonzales	27	139	5.1
2000	Pablo Gonzales	27	144	5.3
1999	Nate Murase	26	185	7.1
1998	David Drakeford	26	112	4.3
1997	Eric Carey	26	204	7.8
1996	Eric Carey	27	223	8.3
1995	Damond Edwards	27	180	6.7
1994	Damond Edwards	27	113	4.2
1993	Charlo Davis	25	176	7.0
1992	Charlo Davis	28	256	9.1
1991	Mike Kane	26	119	4.6
1990	Mike Kane	31	253	8.2
1989	Robert Martin	28	301	10.8
1988	Alex Williams	30	369	12.3
1987	Alex Williams	28	172	6.1

ASSISTS

Year	Player	G	Ast	Avg
2015	Mikh McKinney	32	156	4.9
2014	Mikh McKinney	30	138	4.6
2013	Dylan Garrity	28	143	5.1

2012	Dylan Garrity	28	193	6.9
2011	Sultan Toles-Bey	28	134	4.8
2010	Mike Marcial	30	103	3.4
2009	Mike Marcial	29	77	2.7
2008	Vinnie McGhee	28	142	5.1
2007	Roderick Adams	29	88	3.0
2006	DaShawn Freeman	30	165	5.5
2005	DaShawn Freeman	28	138	4.9
2004	DaShawn Freeman	28	94	3.4
2003	Raashad Hooks	29	117	4.0
2002	Raashad Hooks	28	70	2.5
2001	Rame Batta	27	111	4.1
2000	Rame Batta	27	73	2.7
1999	Nate Murase	26	126	4.8
1998	Ryan Coleman	25	140	5.6
1997	David Drakeford	21	86	4.1
1996	Markel Sadler	27	127	4.7
1995	Mark Hunter	27	140	5.2
1994	LeRonne Armstrong	27	108	4.0
1993	Pat Wallace	27	95	3.5
1992	Major Whitlock	28	91	3.3
1991	Pat Wallace	26	76	2.9
1990	Pat Wallace	31	175	5.6
1989	Bruce Woodard	28	135	4.8
1988	Chris Farr	30	207	6.9
1987	Chris Farr	28	125	4.5
1986	Bruce Woodard	28	127	4.5
1985	Gus Armstead	30	112	3.7
1984	Darrin Pembroke	31	68	2.2
1983	Rovan Turner	26	68	2.6
1982	Rich Johnson	24	71	3.0
1981	Tony Vaughn	27	98	3.6
1980	Rich Johnson	26	140	5.4
1979	Ted Borum	26	64	2.5
1978	Byron Williams	27	94	3.5
1977	Byron Williams	27	100	3.7
1976	Julius Bolds	26	70	2.7

BLOCKED SHOTS

Year	Player	G	Blk	Avg
2015	Eric Stuteville	33	34	1.0
2014	Eric Stuteville	30	10	0.3
2013	John Dickson	29	27	0.9
2012	John Dickson	28	28	1.0
2011	Alpha N'Diaye	19	20	1.1
2010	John Dickson	30	29	1.0
2009	Mike Edwards	18	19	1.1
2008	Justin Williams	28	31	1.1
2007	Justin Williams	27	24	0.9
2006	Jason Harris	25	19	0.8
2005	Randy Adams	28	23	0.8
2004	Chris Lange	28	21	0.8
2003	Jimmy White	29	37	1.3
2002	Joel Jones	27	26	1.0
2001	Arinze Anoruo	25	26	1.0
2000	Anthony Flood	27	39	1.4
1999	Sean Houston	25	41	1.6
1998	Tim Clark	20	11	0.6
1997	David Victor	24	20	0.8

1996	Abie Ramirez	27	39	1.4
1995	Vincent Stewart	24	18	0.8
1994	Vincent Stewart	27	42	1.6
1993	Vincent Stewart	27	20	0.7
1992	Vincent Stewart	26	25	1.0
1991	Willie Jordan	26	26	1.0
1990	Tim Little	31	25	0.8
1989	Sean McClendon	28	52	1.9
1988	Sean McClendon	30	47	1.6
1987	Cassius Kelleybrew	27	77	2.9
1986	Cassius Kelleybrew	28	75	2.7
1985	Chris Dahlberg	30	61	2.0
1984	John Stripe	25	19	0.8
1983	Chris Jensen	19	18	0.9
1982	Ron Chatman	26	40	1.5
1981	Ron Chatman	26	18	0.7

STEALS

Year	Player	G	Stl	Avg
2015	Mikh McKinney	32	78	2.4
2014	Mikh McKinney	30	37	1.2
2013	Mikh McKinney	29	34	1.2
2012	Dylan Garrity	28	26	0.9
2011	Sultan Toles-Bey	28	42	1.5
2010	Sultan Toles-Bey	30	47	1.6
2009	Loren Leath	28	28	1.0
2008	Justin Williams	28	50	1.8
2007	Alex Bausley	29	72	2.5
2006	DaShawn Freeman	30	82	2.7
2005	DaShawn Freeman	28	82	2.9
2004	DaShawn Freeman	28	49	1.8
2003	DaShawn Freeman	29	70	2.4
2002	Joel Jones	27	43	1.6
2001	Rame Batta	27	58	2.1
2000	Rame Batta	27	57	2.1
1999	Nate Murase	26	34	1.3
1998	Coleman/Fisher	25	17	0.7
1997	Damond Edwards	25	40	1.6
1996	Michael Boyd	27	49	1.8
1995	Mark Hunter	27	51	1.9
1994	Michael King	22	31	1.4
1993	Pat Wallace	27	53	2.0
1992	Pat Wallace	28	50	1.8
1991	Greg Ballard	26	49	1.9
1990	Pat Wallace	31	65	2.1
1989	Robert Martin	28	47	1.7
1988	Alex Williams	30	55	1.8
1987	Chris Farr	28	45	1.6
1986	Bruce Woodard	28	59	2.1
1985	Marvin Epps	30	37	1.2
1984	Fred Bass	29	25	0.9
1983	Headley Chambers	23	54	2.3
1982	Ron Chatman	26	29	1.1
1981	Tony Vaughn	27	33	1.2



LOREN LEATH

YEAR-BY-YEAR RESULTS

1948-49

Head Coach: Warren Conrad (2-11)

vs. Chico State.....	L, 50-41
vs. Chico State.....	L, 62-45
vs. UC Davis.....	L, 64-58
vs. San Francisco State.....	L, 61-50
vs. Chapman.....	L, 53-47
vs. Linfield.....	W, 52-34
vs. UC Davis.....	W, 45-44
vs. San Francisco State.....	L, 73-62
vs. Humboldt State.....	L, 37-34
vs. UC Davis.....	L, 50-35
vs. Pacific.....	L, 54-40
vs. Fresno State.....	L, 55-30
vs. Fresno State.....	L, 68-40

1949-50

Head Coach: Warren Conrad (11-9)

vs. Fresno State.....	W, 45-38
vs. Fresno State.....	W, 60-47
vs. Chico State.....	L, 48-40
vs. San Francisco State.....	W, 48-33
vs. San Francisco State.....	L, 61-46
vs. LaVerne.....	W, 52-35
vs. UC Davis.....	L, 57-53
vs. Pacific.....	L, 56-49
vs. Indiana State.....	L, 49-47
vs. Redlands.....	W, 54-49
vs. Cal Poly.....	L, 70-64
vs. San Jose State.....	L, 50-46
vs. UC Davis.....	W, 48-44
vs. Pacific.....	W, 73-48
vs. Chico State.....	W, 44-40
vs. UC Davis.....	L, 44-39
vs. West Virginia State.....	L, 57-36
vs. San Francisco State.....	W, 59-55
vs. San Francisco State.....	W, 58-47
vs. Cal State L.A.....	W, 75-56

1950-51

Head Coach: Warren Conrad (6-10)

at California.....	L, 49-39
SAINT MARY'S.....	W, 59-49
at San Jose State.....	L, 51-46
CHICO STATE.....	L, 54-45
UC DAVIS.....	W, 73-59
vs. Humboldt State.....	W, 73-35
vs. Cal State L.A.....	L, 62-52
at Nevada.....	L, 61-48
at Pacific.....	L, 53-48
NEVADA.....	W, 52-51
SAN FRANCISCO STATE.....	W, 45-43
at Cal Poly.....	L, 62-56
DENVER.....	L, 51-49
at San Francisco State.....	L, 56-55
PACIFIC.....	L, 44-42
at UC Davis.....	W, 56-55

1951-52

Head Coach: Warren Conrad (14-10)

SAN FRANCISCO.....	W, 39-28
at Santa Clara.....	L, 62-50
at San Jose State.....	L, 61-49
at Nevada.....	L, 68-51
at Nevada.....	L, 58-45
at Utah State.....	L, 69-64
at Montana State.....	W, 57-45
at Idaho State.....	W, 52-49
at Idaho State.....	W, 48-40
UTAH STATE.....	W, 60-49
SAN FRANCISCO STATE.....	W, 63-51
SAN FRANCISCO STATE.....	W, 45-44
NEVADA.....	L, 65-57
NEVADA.....	L, 54-53
at Pacific.....	L, 65-47
at Pacific.....	W, 67-56
at Chico State.....	L, 68-66
vs. Fresno State.....	W, 70-57
FRESNO STATE.....	W, 62-54
FRESNO STATE.....	W, 76-62
at UC Davis.....	W, 76-45
UC Davis.....	W, 55-46
vs. Long Beach State*.....	W, 62-51
vs. Cal Poly*.....	L, 70-56

* - California College Tournament (Los Angeles)

1952-53

Head Coach: Dr. Hal Wolf (18-8)

vs. San Jose State.....	L, 43-42
vs. Southern Oregon.....	W, 52-43
vs. Linfield.....	W, 64-49
vs. Lewis and Clark.....	W, 78-62
vs. Pacific University.....	W, 57-42
vs. Willamette.....	W, 67-55
vs. Cal Poly.....	L, 58-53
vs. Cal Poly.....	L, 46-44
vs. UC Davis.....	W, 71-54
vs. Pacific University.....	W, 59-39
vs. Pacific.....	W, 49-46
vs. Nevada.....	W, 57-53
vs. Nevada.....	W, 67-57
vs. Pacific.....	W, 64-50
vs. Chico State.....	W, 60-46
vs. San Francisco State.....	W, 59-42
vs. San Francisco State.....	W, 54-52
vs. Chico State.....	W, 59-56
vs. UC Davis.....	W, 62-39
vs. San Jose State.....	L, 49-40
vs. Fresno State.....	L, 79-60
vs. Fresno State.....	W, 74-72
vs. Nevada.....	L, 61-49
vs. Nevada.....	L, 67-59
vs. Pepperdine*.....	W, 56-55
vs. Point Loma Nazarene*.....	L, 66-48

1953-54

Head Coach: Dr. Hal Wolf (9-9, 4-6 Far Western)

vs. UC Santa Barbara.....	L, 56-43
vs. Cal Poly.....	W, 55-52
vs. Lewis and Clark.....	W, 64-33
vs. Washington State.....	W, 45-44
vs. Oregon.....	L, 59-53
vs. Humboldt State*.....	W, 53-48
vs. Humboldt State*.....	W, 42-26
vs. San Francisco State*.....	L, 50-45
vs. San Francisco State*.....	L, 42-41
vs. Fresno State.....	W, 60-54
vs. Fresno State.....	L, 70-67
vs. UC Davis*.....	W, 49-37
vs. San Jose State.....	W, 57-49
vs. Chico State*.....	L, 50-45
vs. Chico State*.....	W, 58-54
vs. UC Davis*.....	L, 45-44
vs. Nevada*.....	L, 55-46
vs. Nevada*.....	L, 69-68

* Far Western Conference games

1954-55

Head Coach: Dr. Hal Wolf (7-18, 4-6 Far Western)

vs. Southern Oregon.....	W, 74-65
vs. Portland.....	L, 90-75
vs. Lewis and Clark.....	L, 48-44
vs. Pacific University.....	L, 78-56
vs. Pacific.....	L, 60-41
vs. Cal Poly.....	L, 58-52
vs. Point Loma Nazarene.....	L, 60-58
vs. UC Santa Barbara.....	L, 68-51
vs. Nevada.....	L, 54-53
vs. San Francisco State.....	L, 79-70
vs. UC Davis.....	W, 69-58
vs. Portland.....	L, 57-54
vs. Humboldt State*.....	W, 54-51
vs. Humboldt State*.....	W, 58-56
vs. San Francisco State*.....	L, 74-72
vs. San Francisco State*.....	L, 57-54
vs. UC Davis*.....	W, 58-52
vs. Fresno State.....	L, 65-55
vs. Fresno State.....	L, 71-50
vs. Pacific.....	W, 61-51
vs. Chico State*.....	L, 86-58
vs. Chico State*.....	L, 80-56
vs. UC Davis*.....	W, 63-62
vs. Nevada*.....	L, 65-52
vs. Nevada*.....	L, 80-64

* - Far West Conference games

1955-56

Head Coach: Dr. Hal Wolf

(9-11, 5-5 Far Western)

vs. Pacific.....	L, 63-53
vs. San Jose State.....	L, 66-41
vs. Saint Mary's.....	L, 89-64
vs. Pacific.....	W, 65-48
vs. Whittier.....	W, 81-51
vs. Saint Mary's.....	W, 72-46
vs. UC Davis.....	W, 52-35
vs. Humboldt State.....	L, 49-42
vs. Nevada.....	L, 76-60
vs. San Jose State.....	L, 58-52
vs. Humboldt State*.....	L, 74-52
vs. Humboldt State*.....	L, 58-54
vs. San Francisco State*.....	L, 77-53
vs. San Francisco State*.....	W, 63-62
vs. UC Davis*.....	W, 81-56
vs. UC Davis*.....	W, 69-60
vs. Nevada*.....	W, 71-65
vs. Chico State*.....	L, 71-60
vs. Chico State*.....	W, 64-61
vs. Chico State*.....	L, 75-58

* Far Western Conference games

1956-57

Head Coach: Harvey Roloff (10-12, 7-3 Far Western)

vs. San Jose State.....	L, 56-43
vs. Pacific.....	L, 69-52
vs. Fresno State.....	L, 79-70
vs. Pacific.....	L, 71-47
vs. San Diego State.....	W, 60-56
vs. Long Beach State.....	W, 72-68
vs. UC Davis.....	W, 63-51
vs. Willamette.....	L, 59-56
vs. Whittier.....	L, 65-49
vs. Humboldt State*.....	W, 53-45
vs. Humboldt State*.....	W, 62-58
vs. Saint Mary's.....	L, 91-49
vs. San Francisco State*.....	W, 74-58
vs. San Francisco State*.....	L, 77-59
vs. UC Davis*.....	W, 70-55
vs. Point Loma Nazarene.....	L, 71-63
vs. Chico State*.....	W, 65-63
vs. UC Davis*.....	W, 43-37
vs. Chico State*.....	W, 72-67

vs. Saint Mary's.....	L, 73-45
vs. Nevada*.....	L, 80-73
vs. Nevada*.....	L, 72-59

* Far Western Conference games

1957-58

Head Coach: Dr. Hal Wolf (8-13, 6-4 Far Western)

vs. Pacific.....	W, 61-50
vs. Pacific.....	L, 56-45
vs. Willamette.....	L, 66-50
vs. Portland.....	L, 71-49
vs. Lewis and Clark.....	L, 66-62
vs. Pacific University.....	L, 57-53
vs. Redlands.....	L, 62-37
vs. Fresno State.....	L, 72-56
vs. Cal State L.A.....	L, 76-41
vs. Humboldt State*.....	L, 41-39
vs. Humboldt State*.....	W, 56-52
vs. UC Davis*.....	W, 48-44
vs. UC Davis*.....	W, 57-43
vs. Chico State*.....	L, 60-55
vs. Occidental.....	W, 72-66
vs. San Jose State.....	L, 66-49
vs. San Francisco State*.....	W, 57-49
vs. Chico State*.....	W, 60-53
vs. San Francisco State*.....	L, 56-44
vs. Nevada*.....	L, 56-52
vs. Nevada*.....	W, 75-70

* Far Western Conference games

1958-59

Head Coach: Dr. Hal Wolf (12-12, 8-2 Far Western)

vs. Saint Mary's.....	L, 68-54
vs. Fresno State.....	L, 66-43
vs. Cal State L.A.....	L, 101-80
vs. Long Beach State.....	L, 75-73
vs. Long Beach State.....	W, 76-64
vs. Cal Poly.....	L, 58-45
vs. Southern Oregon.....	W, 62-51
vs. Redlands.....	W, 73-60
vs. Chico State#.....	W, 58-49
vs. Humboldt State#.....	L, 53-36
vs. Nevada#.....	L, 39-29
vs. Humboldt State*.....	W, 67-59

vs. Humboldt State*.....	W, 56-51
vs. Chico State*.....	W, 65-56
vs. Point Loma Nazarene.....	L, 70-58
vs. UC Davis*.....	W, 70-49
vs. San Francisco State*.....	W, 72-58
vs. Chico State*.....	L, 76-72
vs. San Francisco State*.....	W, 61-44
vs. Nevada*.....	L, 69-53
vs. Nevada*.....	W, 55-44
vs. UC Davis*.....	W, 61-39
vs. Cal State L.A.%.....	L, 83-57
vs. Willamette%.....	L, 76-57

Far Western Conference Tourney

* Far Western Conference games

% NCAA College Division West Regional

1959-60


Head Coach: Ev Shelton (10-13, 6-4 Far Western)

SAINT MARY'S.....	L, 71-59
at Saint Mary's.....	L, 71-37
vs. Pacific.....	L, 62-55
vs. Chapman.....	L, 79-59
vs. Cal Poly.....	W, 79-47
vs. San Francisco State#.....	L, 69-59
vs. UC Davis#.....	L, 45-43
vs. Humboldt State#.....	L, 54-47
UC DAVIS*.....	W, 77-47
at UC Davis*.....	W, 60-31
vs. San Francisco State*.....	L, 71-47
vs. Pacific.....	L, 73-57
vs. Chico State*.....	L, 66-37
vs. Occidental.....	W, 71-70
at Cal Poly@.....	W, 66-61
vs. Long Beach State@.....	L, 87-53
vs. Cal State Northridge.....	W, 81-57
vs. Chico State*.....	W, 65-63
vs. San Francisco State*.....	W, 72-58
vs. Humboldt State*.....	L, 63-48
vs. Humboldt State*.....	L, 55-48
vs. Nevada*.....	W, 70-49
vs. Nevada*.....	W, 48-34

Far Western Conf. Tourney (Chico, CA)

* Far Western Conference games

@ Cal Poly Tourney (San Luis Obispo)



Dr. Hal Wolf, shown here drawing up a play prior to a game in 1954, had two stints as head coach at Sacramento State from 1952-56, and 1957-59. His 1953-54 squad became the first to play in the Far Western Conference, and he guided the program to its first-ever conference championship and NCAA Tournament appearance in 1959.

YEAR-BY-YEAR RESULTS

1960-61

Head Coach: Ev Shelton
(17-8, 8-2 Far Western)

vs. Long Beach State.....	W, 76-58
vs. Pacific.....	L, 69-59
vs. Cal State Fullerton.....	L, 79-68
vs. Chapman.....	L, 75-73
vs. Cal Poly.....	L, 76-74
vs. Biola.....	W, 86-52
vs. UC Riverside.....	W, 72-40
vs. Pomona.....	W, 63-40
vs. Cal State Fullerton.....	W, 77-56
vs. Point Loma Nazarene.....	L, 67-62
vs. Chico State.....	W, 64-63
vs. Chapman.....	L, 60-56
vs. Humboldt State#.....	W, 59-56
vs. UC Davis#.....	W, 82-68
vs. Humboldt State#.....	W, 60-55
vs. San Francisco State*.....	W, 63-49
vs. UC Davis*.....	W, 76-56
vs. San Francisco State*.....	W, 58-57
vs. Chico State*.....	W, 67-56
vs. UC Davis*.....	W, 78-55
vs. Chico State*.....	L, 42-40
vs. Humboldt State*.....	W, 53-41
vs. Humboldt State*.....	W, 68-57
vs. Nevada*.....	L, 58-49
vs. Nevada*.....	W, 59-47

Far Western Conference Tourney

* Far Western Conference games

1961-62

Head Coach: Ev Shelton
(21-10, 10-2 Far Western)

at Saint Mary's.....	L, 91-75
at Fresno State.....	L, 73-55
CAL STATE HAYWARD.....	W, 79-52
CAL POLY POMONA.....	W, 69-67
at Pacific.....	L, 59-58
BIOLA.....	W, 74-60
FRESNO STATE.....	W, 86-78
vs. Redlands!.....	W, 76-73
at Cal State Fullerton!.....	L, 83-67
vs. Long Beach State!.....	L, 72-54
vs. Point Loma Nazarene!.....	L, 70-55
at Willamette\$.....	W, 64-51
at Western Washington\$.....	L, 61-54
SAN FRANCISCO STATE.....	W, 64-57
CAL STATE HAYWARD*.....	W, 72-58
at Chico State*.....	W, 73-55
at Cal State Hayward*.....	W, 55-29
at Cal Poly Pomona*.....	W, 88-66
at San Francisco State*.....	W, 74-51
at Nevada*.....	L, 59-50
at UC Davis*.....	W, 60-57
at Cal State Hayward*.....	L, 67-58
CHICO STATE*.....	W, 92-55
HUMBOLDT STATE*.....	W, 71-47
UC DAVIS*.....	W, 67-55
NEVADA*.....	W, 87-60
SEATTLE PACIFIC^.....	W, 68-57
CAL POLY POMONA^.....	W, 73-65
vs. Valparaiso%.....	W, 61-54
vs. Nebraska Wesleyan%.....	W, 74-73 (2ot)
vs. Mount Saint Mary's%.....	L, 58-57 (ot)

! Cal State Fullerton Tournament

\$ Chico State Tournament

* Far Western Conference games


^ NCAA College Division Pacific Coast Regionals (Sacramento)

% NCAA College Division Tournament (Evansville, Ind.)

1962-63

Head Coach: Ev Shelton
(10-16, 4-8 Far Western)

vs. Saint Mary's.....	L, 67-45
vs. Cal Poly Pomona.....	L, 54-53
vs. UC Davis.....	W, 60-46
vs. Fresno State.....	L, 67-56
vs. Fresno State.....	L, 56-52
vs. San Diego State!.....	L, 53-51
vs. UC Davis!.....	W, 52-50
vs. Cal Poly!.....	W, 76-67
vs. Willamette^.....	W, 61-56
vs. Cal Poly^.....	W, 72-60
at Chico State^.....	W, 52-47



The 1960-61 squad finished the year 17-8 overall and narrowly missed out on winning the program's second Far Western Conference championship. The team finished 8-2 in the Far Western and was edged by Nevada during the second to last game of the season for the league championship. John Dille (first row, far left) and Ron Rohrer (#34) were both named first team all-conference while Bill Whitaker (#44) finished the season seventh in the nation in rebounding (19.3 rpg).

vs. San Francisco State*.....	L, 59-44
vs. Cal State Hayward*.....	L, 42-32
vs. Chico State*.....	L, 65-53
vs. Humboldt State*.....	L, 58-49
vs. Westmont\$.....	L, 73-71
vs. Point Loma Nazarene\$.....	L, 62-57
vs. Chapman.....	L, 77-58
vs. UC Davis*.....	L, 46-44
vs. Nevada*.....	W, 75-73
vs. Cal State Hayward*.....	W, 72-66
vs. San Francisco State*.....	W, 70-54
vs. Chico State*.....	L, 77-62
vs. Humboldt State*.....	L, 37-31
vs. Nevada*.....	L, 72-56
vs. UC Davis*.....	W, 55-46

! Cal State Fullerton Tournament

^ Chico State Tournament

\$ Cal Poly Pomona Tournament

* Far Western Conference games

1963-64

Head Coach: Ev Shelton
(8-18, 5-7 Far Western)

SAN FRANCISCO.....	L, 77-39
FRESNO STATE.....	L, 68-64
at Fresno State.....	L, 76-49
at Pacific.....	L, 92-44
vs. Cal State Northridge!.....	L, 73-70
at Cal State Fullerton!.....	W, 65-58
vs. Redlands#.....	L, 66-64
vs. San Diego#.....	L, 75-66
vs. Cal State Hayward#.....	W, 83-72
vs. Chapman^.....	L, 75-61
vs. Humboldt State^.....	W, 84-57
vs. Point Loma Nazarene^.....	L, 39-35
NEVADA*.....	L, 67-65
at Cal State Hayward*.....	L, 53-40
at San Francisco State*.....	L, 61-57
CAL STATE FULLERTON.....	W, 75-65
HUMBOLDT STATE*.....	W, 62-44
CHICO STATE*.....	L, 66-60
at Nevada*.....	L, 67-47
UC DAVIS*.....	W, 47-45
POINT LOMA NAZARENE.....	L, 55-52
at Chico State*.....	L, 65-60
at Humboldt State*.....	W, 66-58
at UC Davis*.....	W, 73-56

SAN FRANCISCO STATE*.....	L, 76-67
CAL STATE HAYWARD*.....	W, 65-63
vs. Chico State*.....	L, 77-74
at Willamette.....	L, 77-74
NEVADA*.....	L, 79-71
SONOMA STATE.....	W, 115-85
at Humboldt State*.....	W, 75-69
at Fresno Pacific.....	L, 90-73
at San Francisco State*.....	W, 114-107
at Cal State Hayward*.....	L, 92-78
at UC Davis*.....	L, 81-71
FRESNO PACIFIC.....	W, 103-98
at Chico State*.....	W, 100-95
at Nevada*.....	L, 90-89
HUMBOLDT STATE*.....	L, 99-93
CHICO STATE*.....	W, 81-79
SAN FRANCISCO ST.*.....	W, 106-93
CAL STATE HAYWARD*.....	L, 81-79

* Far Western Conference games

1964-65

Head Coach: Ev Shelton
(10-16, 4-8 Far Western)

FRESNO STATE.....	L, 98-80
at Fresno State.....	L, 82-66
at Saint Mary's.....	L, 108-88
HUMBOLDT STATE.....	W, 80-59
NEVADA.....	W, 78-70
PACIFIC.....	W, 73-69
at Cal State Fullerton!.....	W, 103-87
vs. Cal State Northridge!.....	L, 96-86
vs. UNLV!.....	L, 100-78
vs. Lewis & Clark!.....	L, 76-75
vs. Central Washington^.....	L, 90-79
vs. Willamette^.....	W, 77-60
CALVIN COLLEGE.....	W, 89-72
CHAPMAN.....	L, 74-69
at UC Davis*.....	L, 63-52
at Chico State*.....	W, 93-88
CAL STATE HAYWARD*.....	L, 66-61
SAN FRANCISCO STATE*.....	L, 109-85
CHICO STATE*.....	L, 75-72
HUMBOLDT STATE*.....	W, 66-63
at Nevada*.....	L, 101-71
NEVADA*.....	L, 84-64
UC DAVIS*.....	W, 70-62
at San Francisco State*.....	L, 103-102
at Cal State Hayward*.....	L, 70-79
at Humboldt State*.....	W, 77-72

! Kris Kringle Classic (Fullerton, Calif.)

^ Chico Tournament (Chico, Calif.)

* Far Western Conference games

1966-67

Head Coach: Ev Shelton
(15-11, 10-4 Far Western)

at Saint Mary's.....	L, 99-91
COLLEGE OF IDAHO.....	L, 70-66
FRESNO PACIFIC.....	W, 88-77
Cal State Los Angeles.....	L, 104-93
WESTERN WASHINGTON.....	L, 74-54
CHAPMAN.....	W, 76-75
FRESNO STATE.....	W, 83-76
at Willamette.....	W, 85-77
at Missouri State.....	L, 90-82
at Chico State.....	L, 78-65
at Fresno State.....	L, 114-69
NEVADA*.....	W, 47-45
SONOMA STATE*.....	L, 69-66
HUMBOLDT STATE*.....	W, 84-82
CHICO STATE*.....	W, 99-81
at UC Davis*.....	L, 58-52
at Sonoma State*.....	W, 44-43
at Humboldt State*.....	W, 89-86
at Cal State Hayward*.....	W, 75-67
at San Francisco State*.....	L, 79-72
at Nevada*.....	W, 68-66
at Chico State*.....	W, 69-68
UC DAVIS*.....	W, 62-61
at Fresno Pacific.....	W, 99-78

* Scores incomplete

at Fresno State..... L, 109-79

at Pacific..... L, 83-76

at Chapman..... L, 106-77

at UC Riverside.....	L, 97-82
at Redlands.....	W, 78-71
at Central Washington.....	L, 77-74
at Willamette.....	L, 77-74
NEVADA*.....	L, 79-71
SONOMA STATE.....	W, 115-85
at Humboldt State*.....	W, 75-69
at Fresno Pacific.....	L, 90-73
at San Francisco State*.....	W, 114-107
at Cal State Hayward*.....	L, 92-78
at UC Davis*.....	L, 81-71
FRESNO PACIFIC.....	W, 103-98
at Chico State*.....	W, 100-95
at Nevada*.....	L, 90-89
HUMBOLDT STATE*.....	L, 99-93
CHICO STATE*.....	W, 81-79
SAN FRANCISCO ST.*.....	W, 106-93
CAL STATE HAYWARD*.....	L, 81-79

* Far Western Conference games

1966-67

Head Coach: Ev Shelton
(15-11, 10-4 Far Western)

at Saint Mary's.....	L, 99-91
COLLEGE OF IDAHO.....	L, 70-66
FRESNO PACIFIC.....	W, 88-77
Cal State Los Angeles.....	L, 104-93
WESTERN WASHINGTON.....	L, 74-54
CHAPMAN.....	W, 76-75
FRESNO STATE.....	W, 83-76
at Willamette.....	W, 85-77
at Missouri State.....	L, 90-82
at Chico State.....	L, 78-65
at Fresno State.....	L, 114-69
NEVADA*.....	W, 47-45
SONOMA STATE*.....	L, 69-66
HUMBOLDT STATE*.....	W, 84-82
CHICO STATE*.....	W, 99-81
at UC Davis*.....	L, 58-52
at Sonoma State*.....	W, 44-43
at Humboldt State*.....	W, 89-86
at Cal State Hayward*.....	W, 75-67
at San Francisco State*.....	L, 79-72
at Nevada*.....	W, 68-66
at Chico State*.....	W, 69-68
UC DAVIS*.....	W, 62-61
at Fresno Pacific.....	W, 99-78

CAL STATE HAYWARD*.....	W, 74-68
SAN FRANCISCO STATE*.....	L, 74-68

* Far Western Conference games

1967-68

Head Coach: Ev Shelton
(16-10, 9-5 Far Western)

at Houston.....	L, 110-79
at Wyoming.....	L, 94-49
at Colorado State.....	L, 82-66
SAINT MARY'S.....	W, 76-66
at Fresno Pacific.....	W, 77-70
at Fresno State.....	L, 110-71
at Cal Western.....	W, 104-78
at Humboldt State.....	W, 92-86
at Central Washington.....	W, 89-87
FRESNO PACIFIC.....	W, 92-60
at Nevada*.....	L, 90-84
CHICO STATE*.....	W, 90-71
UC DAVIS*.....	W, 93-87
FRESNO STATE.....	L, 87-74
at San Francisco State*.....	L, 66-63
at Cal State Hayward*.....	L, 73-71
SONOMA STATE*.....	W, 63-55
HUMBOLDT STATE*.....	W, 106-80
at Sonoma State*.....	W, 79-77
at Humboldt State*.....	L, 71-63
NEVADA*.....	W, 84-81
SAN FRANCISCO STATE*.....	W, 62-56
CAL STATE HAYWARD*.....	W, 67-60
at Chico State*.....	L, 92-78
at UC Davis*.....	L, 99-74
POINT LOMA NAZARENE.....	W, 84-82

* Far Western Conference games

1968-69

Head Coach: Jack Heron
(13-12, 8-6 Far Western)

at Seattle.....	L, 92-82
at Western Washington.....	L, 69-58
at Idaho.....	L, 65-57
at Saint Mary's.....	L, 90-83
vs. Lewis & Clark.....	W, 103-78
vs. Central Washington.....	L, 77-66
vs. Willamette.....	W, 86-66
PORTLAND STATE.....	W, 98-83
SONOMA STATE*.....	W, 85-79

HORNET BASKETBALL

YEAR-BY-YEAR RESULTS

HUMBOLDT STATE* W, 90-83
 NEVADA* W, 92-84
 at Cal State Hayward* W, 81-74
 at San Francisco State* L, 78-63
 at Pepperdine W, 83-58
 at Fresno Pacific W, 90-78
 at UC Davis* L, 76-61
 at Chico State* L, 60-58
 at Nevada* L, 86-70
 UC DAVIS* L, 77-74
 CHICO STATE* L, 66-62
 FRESNO PACIFIC W, 105-79
 CAL STATE HAYWARD* W, 98-82
 SAN FRANCISCO ST.* W, 62-60
 at Humboldt State* W, 84-76
 at Sonoma State* W, 89-83
 * Far Western Conference games

1969-70

Head Coach: Jack Heron
 (17-11, 10-2 Far Western)

at Weber State L, 59-53
 at Utah State L, 85-65
 at Iowa State L, 77-61
 at Fresno State L, 73-69
 FRESNO STATE L, 92-69
 POINT LOMA NAZARENE W, 78-65
 FRESNO PACIFIC W, 93-62
 vs. Central Washington L, 62-47
 vs. Willamette W, 66-60
 vs. Humboldt State W, 78-71
 NEBRASKA WESLEYAN W, 83-71
 KENNEDY COLLEGE L, 85-82 (ot)
 at UC Davis* W, 57-46
 at Chico State* W, 58-53
 SAN FRANCISCO ST.* W, 75-65
 CAL STATE HAYWARD* W, 87-73
 at Fresno Pacific W, 86-59
 SAINT MARY'S W, 77-65
 at Sonoma State* W, 81-62
 at Humboldt State* W, 76-56
 SONOMA STATE* W, 92-54
 HUMBOLDT STATE* W, 94-69
 at Cal State Hayward* W, 69-68
 at San Francisco State* W, 67-61
 CHICO STATE* W, 74-70
 UC DAVIS* L, 73-67
 vs. Puget Sound^ L, 67-62
 vs. Boise State^ L, 63-61
 * Far Western Conference games
 ^ NCAA College Division West Regionals (Tacoma, WA)

1970-71

Head Coach: Jack Heron
 (18-8, 8-4 Far Western)

at Puget Sound L, 90-72
 at Seattle Pacific L, 58-53
 at Western Washington W, 78-72
 CAL POLY POMONA W, 65-59
 at Fresno State L, 65-56
 BIOLA W, 62-58
 FRESNO PACIFIC W, 82-55
 at Southwest Minnesota St. W, 52-49
 at Macalester W, 70-60
 at Whittier W, 44-43
 SONOMA STATE* W, 102-64
 at Fresno Pacific W, 64-58
 NEW MEXICO W, 89-75
 at San Francisco State* L, 76-67
 at Cal State Hayward* L, 61-58
 FRESNO STATE L, 77-74
 CAL STATE STANISLAUS W, 66-65
 HUMBOLDT STATE* L, 65-59
 at Humboldt State* W, 81-76
 at Sonoma State* W, 109-62
 CHICO STATE* W, 65-52
 UC DAVIS* W, 93-67
 CAL STATE HAYWARD* W, 95-74
 SAN FRANCISCO ST.* W, 83-70
 at UC Davis* L, 69-67
 at Chico State* W, 70-64
 * Far Western Conference games

1971-72

Head Coach: Jack Heron
 (17-9, 10-2 Far Western)

at Saint Mary's L, 79-72
 at Occidental W, 74-60

at Cal Poly L, 75-73
 at Nevada L, 65-63
 FRESNO PACIFIC L, 55-54
 CAL STATE NORTHBRIDGE L, 62-58
 GONZAGA W, 76-74
 at Cal State Bakersfield W, 75-71
 at Fresno State L, 86-59
 HUMBOLDT STATE* W, 96-65
 SONOMA STATE* W, 100-61
 at Cal State Hayward* W, 74-54
 at San Francisco State* L, 89-83
 CS DOMINGUEZ HILLS W, 81-53
 at Fresno Pacific W, 79-56
 at Cal State Bakersfield L, 80-68
 at Cal State Stanislaus W, 97-80
 UC DAVIS* W, 78-70
 CHICO STATE* W, 90-80
 at Sonoma State* W, 82-67
 at Humboldt State* L, 58-49
 at Chico State* W, 73-66
 at UC Davis* W, 85-81
 SAN FRANCISCO ST.* W, 87-63
 CAL STATE HAYWARD* W, 82-70
 CAL STATE STANISLAUS W, 93-83
 * Far Western Conference games

1972-73

Head Coach: Jack Heron
 (15-9, 6-6 Far Western)

FRESNO STATE L, 63-55
 at Idaho W, 77-65
 at Gonzaga W, 73-58
 vs. Whitworth^ W, 77-59
 at Fresno Pacific W, 48-47
 at Cal State Bakersfield L, 68-64
 NEVADA W, 91-76
 CAL STATE HAYWARD* L, 88-83 (ot)
 SAN FRANCISCO STATE* L, 84-65
 HUMBOLDT STATE* W, 78-63
 SONOMA STATE* W, 74-68
 CAL STATE STANISLAUS W, 79-70
 PUGET SOUND L, 67-65
 at Southern Oregon W, 71-50
 at Southern Oregon W, 63-62
 at UC Davis* L, 82-66
 at Chico State* L, 99-89
 at Cal State Hayward* L, 71-56
 at San Francisco State* W, 75-73
 at Cal State Stanislaus W, 78-76
 UC DAVIS* W, 84-78

CHICO STATE* W, 69-63
 at Sonoma State* L, 90-83
 at Humboldt State* W, 80-72
 * Far Western Conference games
 ^ Game played in Spokane, Wash.

1973-74

Head Coach: Jack Heron
 (7-16, 4-8 Far Western)

vs. Cal State Bakersfield W, 64-58
 vs. Fresno State L, 81-55
 vs. Oregon L, 67-53
 vs. Portland L, 96-72
 vs. Puget Sound L, 61-48
 vs. Nevada L, 96-70
 vs. Cal Poly L, 74-53
 vs. Cal State Stanislaus L, 75-61
 vs. Fresno Pacific W, 77-72
 vs. Humboldt State* W, 82-75
 vs. Sonoma State* L, 74-70
 vs. Cal State Hayward* W, 84-75
 vs. San Francisco State* L, 77-55
 vs. Saint Mary's L, 99-77
 vs. UC Davis* L, 54-49
 vs. Chico State* L, 71-67
 vs. Sonoma State* L, 93-87
 vs. Humboldt State* W, 95-90
 vs. Chico State* L, 81-69
 vs. UC Davis* L, 81-71
 vs. Cal State Hayward* W, 81-77
 vs. San Francisco State* L, 80-69
 vs. Cal State Stanislaus W, 67-66
 * Far Western Conference games

1974-75

Head Coach: Jack Heron
 (13-13, 4-6 Far Western)

vs. Cal State Bakersfield L, 64-58
 vs. Westmont W, 83-74
 vs. Cal Poly L, 64-55
 vs. Saint Mary's L, 80-65
 vs. Cal Poly L, 67-66
 vs. Nevada L, 85-68
 vs. Whittier W, 105-66
 vs. Cal State Stanislaus W, 62-60
 vs. Alaska Fairbanks W, 79-75
 vs. UC San Diego W, 82-64
 vs. Fresno Pacific W, 80-60
 vs. Chico State* L, 75-69

vs. Fresno Pacific W, 70-40
 vs. Humboldt State* W, 117-77
 vs. Cal State Hayward* W, 87-73
 vs. San Francisco State* L, 79-77
 vs. Cal Poly Pomona L, 59-58
 vs. Cal State Los Angeles L, 86-70
 vs. UC Davis* L, 99-98
 vs. Cal State Stanislaus W, 72-71
 vs. Humboldt State* W, 99-68
 vs. Cal State Stanislaus W, 85-75
 vs. UC Davis* L, 71-70
 vs. San Francisco State* L, 74-62
 vs. Cal State Hayward* W, 78-75
 vs. Chico State* L, 85-83
 * Far Western Conference games

1975-76

Head Coach: Jack Heron
 (15-11, 9-3 Far Western)

vs. Fresno Pacific W, 96-67
 vs. Saint Mary's W, 84-75
 vs. Portland L, 94-72
 vs. Puget Sound L, 75-66
 vs. Portland State L, 100-86
 vs. Fresno Pacific W, 73-48
 vs. Pacific L, 80-76
 vs. Alaska Fairbanks L, 81-70 (ot)
 vs. Whittier L, 85-72
 vs. Macalester W, 100-51
 vs. Fresno State L, 98-76
 vs. Cal State Bakersfield L, 83-82
 vs. Cal State Stanislaus* W, 71-66
 vs. UC Riverside W, 85-84
 vs. UC Davis* W, 72-71
 vs. Humboldt State* W, 73-69
 vs. Cal State Hayward* W, 70-69
 vs. San Francisco State* W, 93-85
 vs. UC Davis* W, 77-74
 vs. Chico State* L, 68-60
 vs. Humboldt State* W, 85-55
 vs. Chico State* L, 73-69
 vs. UC Davis* W, 82-74
 vs. San Francisco State* W, 107-96
 vs. Cal State Hayward* W, 85-80
 vs. Cal State Stanislaus* L, 89-85
 * Far Western Conference games

1976-77


Head Coach: Jack Heron
 (11-16, 8-4 Far Western)

at Fresno State L, 87-85
 CAL STATE BAKERSFIELD L, 108-88
 at Saint Mary's L, 90-81
 CAL STATE HAYWARD# L, 77-75
 HUMBOLDT STATE# W, 103-86
 FRESNO PACIFIC# L, 65-61
 at Washington State L, 90-70
 at Idaho L, 77-67
 at Santa Clara L, 94-81
 POINT LOMA NAZARENE L, 95-81
 at Pacific L, 85-75
 vs. Puget Sound\$ L, 68-65 (ot)
 vs. UC Irvine\$ W, 82-59
 UC RIVERSIDE W, 82-81
 at San Jose State L, 94-83
 UC DAVIS* W, 76-57
 CHICO STATE* W, 81-66
 HUMBOLDT STATE* L, 77-60
 at San Francisco State* W, 71-62
 at Cal State Hayward* W, 87-81
 CAL STATE STANISLAUS* L, 78-72
 at Humboldt State* W, 56-47
 at Chico State* W, 69-59
 at Cal State Stanislaus* L, 76-75
 at UC Davis* L, 86-69
 CAL STATE HAYWARD* W, 113-89
 SAN FRANCISCO STATE* W, 84-76
 # Far Western Conference Preseason Tournament (Sacramento, Calif.)
 \$ Boise State Classic (Boise, Idaho)
 * Far Western Conference games

1977-78

Head Coaches:
Jack Heron, Elmo Slider
 (13-14, 8-4 Far Western)

CAL STATE BAKERSFIELD L, 74-68
 vs. Humboldt State* W, 83-74
 vs. UC Davis* L, 66-65
 vs. Cal State Stanislaus* W, 103-76
 CAL STATE L.A. W, 91-71
 at Oregon L, 90-67
 at Saint Mary's L, 98-78
 SOUTHERN OREGON W, 111-90
 WESTERN WASH. L, 75-70
 vs. Cal Lutheran W, 91-88



Led by all-Far Western Conference selections Nate Robinson (#24), Russ Carlson (#31) and Chuck Gulo (#40), the 1976-77 squad won a share of the conference title with an 8-4 record. The conference co-championship was the program's fifth since joining the league in 1953-54. Robinson, who was the conference's co-player of the year after averaging 14.3 points and 9.0 rebounds per game, was inducted into the program's Hall of Fame in November of 2009.

YEAR-BY-YEAR RESULTS



Chris Farr had eight points and eight assists while helping Sacramento State to an 87-84 upset victory over defending Southwest Conference champion Texas A&M on Dec. 19, 1987, at Arco Arena. The Hornets, who were in the Div. II ranks at the time, buried 12 three-pointers, including seven from Alex Williams who finished with a game-high 29 points.

vs. Southern Oregon	L, 62-58
at Weber State	L, 82-74
at Wyoming	L, 106-88
at San Jose State	L, 76-69
at Cal State Stanislaus*	W, 88-86
CHICO STATE*	W, 82-59
HUMBOLDT STATE*	W, 75-59
at San Francisco State*	W, 72-64
at Cal State Hayward*	L, 66-63
at Nevada	L, 94-58
at Humboldt State*	L, 87-66
at Chico State*	W, 76-53
UC DAVIS*	W, 53-52
CAL STATE STANISLAUS*	L, 105-97 (ot)
at UC Davis*	L, 79-63
CAL STATE HAYWARD*	W, 100-91
SAN FRANCISCO STATE*	W, 69-66
* Far Western Conference Preseason Tournament		

* Far Western Conference games

1978-79

Head Coach: Elmo Slider
(5-21, 3-9 Far Western)

at Fresno State	L, 57-43
at Cal State Bakersfield	L, 81-64
at Oregon	L, 99-44
FRESNO STATE	L, 45-40
at Cal State Northridge	L, 73-62
at Cal State Los Angeles	L, 88-65
at San Francisco	L, 78-59
at Missouri	L, 67-53
at Nebraska	L, 91-56
SANTA FE COLLEGE	W, 82-75
WESTERN WASHINGTON	L, 70-68
CAL POLY	L, 80-79 (ot)
vs. Willamette^	L, 95-70
vs. Linfield^	W, 87-86
CAL STATE STANISLAUS*	L, 106-90
SAN FRANCISCO STATE*	W, 80-69
at Chico State*	L, 92-76
at Humboldt State*	L, 69-65
at Cal State Hayward*	W, 84-74
at UC Davis*	L, 64-57
at San Francisco State*	W, 65-63
UC DAVIS*	L, 81-64
CAL STATE HAYWARD*	L, 86-81 (ot)
at Cal State Stanislaus*	L, 99-85
HUMBOLDT STATE*	L, 83-70
CHICO STATE*	L, 77-65
^ Games played in Medford, OR		
* Far Western Conference games		

1979-80

Head Coach: Jack Heron
(13-14, 7-5 Far Western)

at Fresno State	L, 79-66
CAL STATE BAKERSFIELD	W, 77-69
at Cal Poly	L, 70-56
at Fresno Pacific	W, 92-77
at Chapman	L, 74-72
at Washington	L, 94-57
at Saint Martin's	L, 88-62
WESTERN WASHINGTON	W, 71-66
IDAHO	L, 70-68
CAL POLY POMONA^	L, 79-72
CHAMINADE	W, 90-75
at San Jose State	L, 90-46
at CS Stanislaus*	W, 111-108 (2ot)
at Humboldt State*	W, 75-72
at Chico State*	W, 60-59
CAL STATE HAYWARD*	W, 86-72
at Sonoma State	L, 93-84
at Nevada	L, 83-67
CAL STATE STANISLAUS*	W, 108-89
UC DAVIS*	L, 85-61
at San Francisco State*	L, 60-53
CHICO STATE*	L, 53-52
HUMBOLDT STATE*	L, 89-87
SAN FRANCISCO STATE*	L, 66-55
at UC Davis*	W, 77-75
SONOMA STATE	W, 85-76
at Cal State Hayward*	W, 63-59
^ Later forfeited by CPP, 2-0		
* Far Western Conference games		

1980-81

Head Coach: Jack Heron
(9-18, 5-7 Far Western)

SOUTHERN OREGON	W, 93-77
at San Jose State	L, 85-61
at CS Dominguez Hills	L, 79-53
at Cal Poly Pomona	L, 67-63
OREGON TECH	W, 85-67
CAL POLY	L, 63-61
EASTERN MONTANA	L, 88-71
CAL STATE NORTHBRIDGE	L, 67-55
SAINT MARTIN'S	L, 69-62
at Cal State Bakersfield	L, 83-66
at Pacific	L, 80-67
at Southern Oregon	W, 75-69
at Oregon Tech	L, 70-56
SONOMA STATE	L, 56-54

at Humboldt State*	L, 80-63
at Chico State*	L, 73-63
CAL STATE STANISLAUS*	W, 52-49
at UC Davis*	L, 64-62
CAL STATE HAYWARD*	W, 59-52
at San Francisco State*	L, 53-51
at Sonoma State	W, 71-48
CHICO STATE*	L, 65-62
HUMBOLDT STATE*	W, 81-73
CAL STATE STANISLAUS*	L, 70-63
UC DAVIS*	W, 73-66
SAN FRANCISCO STATE*	L, 68-57
at Cal State Hayward*	W, 68-67
* Far Western Conference games		

1981-82

Head Coach: Jack Heron
(12-16, 8-4 Far Western)

CAL STATE LOS ANGELES	L, 55-54
CAL STATE BAKERSFIELD	L, 70-68
CS DOMINGUEZ HILLS	L, 78-63
at Cal Poly	L, 70-45
at Cal State Northridge	L, 86-52
vs. Sonoma State^	W, 76-60
at Chapman^	L, 71-56
at Fresno Pacific	L, 67-56
SOUTHERN OREGON	W, 84-68
OCCIDENTAL	W, 78-61
at Southern Oregon	L, 68-65
at Nebraska	L, 93-61
CAL STATE STANISLAUS*	W, 87-77
UC DAVIS*	L, 81-68
at Sonoma State	L, 61-58
at Chico State*	W, 60-59 (ot)
at Humboldt State*	L, 59-58
at San Francisco State*	L, 62-51
at Cal State Hayward*	W, 78-75
at Cal State Stanislaus*	L, 103-84
SONOMA STATE	L, 67-65 (ot)
at UC Davis*	W, 75-65
HUMBOLDT STATE*	W, 73-58
CHICO STATE*	W, 70-64
CAL STATE HAYWARD*	W, 90-66
SAN FRANCISCO STATE*	W, 64-53
vs. Chico State%	W, 60-58
vs. San Francisco State%	L, 75-61
^ Chapman Tourney (Orange, CA)		
* Far Western Conference games		
% Far Western Conference Tournament		

1982-83

Head Coach: Jack Heron
(10-17, 5-9 NCAC)

FRESNO PACIFIC	W, 93-86
HAWAII	L, 78-73
at Southern Oregon	W, 85-74
at Oregon Tech	L, 75-66
CS DOMINGUEZ HILLS	L, 89-82
at Cal State Fullerton	L, 104-75
at UC Riverside	L, 81-68
CAL POLY	W, 72-69 (2ot)
vs. Linfield College%	W, 75-60
at Southern Oregon%	L, 72-61
at Nevada	L, 115-75
SOUTHERN OREGON	W, 64-63
CHICO STATE*	L, 72-68
HUMBOLDT STATE*	L, 80-73 (ot)
CS STANISLAUS*	W, 106-104 (2ot)
at San Francisco State*	L, 78-70
CAL STATE HAYWARD*	W, 100-76
UC DAVIS*	W, 77-72
at Sonoma State*	L, 87-79
at Humboldt State*	W, 62-59
at Chico State*	L, 95-94 (2ot)
HAWAII PACIFIC	L, 83-69
at Cal State Stanislaus*	L, 96-89 (2ot)
at Cal State Hayward*	W, 87-64
SAN FRANCISCO STATE*	L, 83-68
SONOMA STATE*	L, 79-78
at UC Davis*	L, 83-54
% Southern Oregon Tournament		
* Northern California Athletic Conference games		

1983-84

Head Coach: Jack Heron
(16-16, 8-6 NCAC)

at Southern Oregon	L, 88-83
at Fresno Pacific	W, 59-58
at Cal Poly	L, 72-47
CAL STATE NORTHBRIDGE	L, 59-48
OREGON TECH	W, 77-62
CAL STATE LOS ANGELES	W, 74-59
at BYU-Hawaii	L, 79-64
at Chaminade	L, 74-61
at Hawaii'i-Loa	W, 68-59
at Hawaii'i-Hilo	L, 71-67 (ot)
at Hawaii'i-Loa	W, 73-69
at Fresno State	L, 73-46
UC RIVERSIDE	L, 77-59
CASCADE COLLEGE	W, 81-55
vs. Western Washington	L, 60-57
vs. Simon Fraser	W, 59-57
SOUTHERN OREGON	W, 77-76
UC DAVIS*	W, 62-57
at Sonoma State*	W, 66-62
at Cal State Stanislaus*	L, 90-81
HUMBOLDT STATE*	L, 71-57
CHICO STATE*	L, 75-67
at Cal State Hayward*	W, 59-58
SAN FRANCISCO STATE*	W, 66-59
at UC Davis*	L, 79-77 (ot)
SONOMA STATE*	W, 67-46
CAL STATE STANISLAUS*	L, 85-79
at Humboldt State*	W, 62-60
at Chico State*	L, 80-66
CAL STATE HAYWARD*	W, 67-66
at San Francisco State*	W, 67-66
at Chico State^	L, 95-77
* Northern California Athletic Conference games		
^ NCAC Tournament		

1984-85

Head Coach: Fred Lewis
(7-23, 3-11 NCAC)

POMONA	W, 72-66
FRESNO PACIFIC	W, 72-68
CAL POLY	L, 69-61
at Cal State Northridge	L, 86-71
at UC Riverside	L, 59-45
at Cal State Dominguez Hills	L, 76-58
at Saint Mary's	L, 96-43
MANKATO STATE	L, 99-81
at Alaska Fairbanks	L, 66-64 (ot)
at Alaska Fairbanks	L, 95-77
at Alaska Anchorage	L, 81-68
at Alaska Anchorage	L, 62-56

WESTMONT	L, 76-57
vs. Lewis & Clark\$	L, 76-59
vs. Dominican\$	W, 106-58
SAN FRANCISCO STATE*	L, 69-68
at Cal State Hayward*	W, 69-61
SONOMA STATE*	W, 56-55
at UC Davis*	L, 86-71
CONCORDIA	W, 80-76 (ot)
CAL STATE STANISLAUS*	W, 86-77
CHICO STATE*	L, 75-59
HUMBOLDT STATE*	L, 81-65
at San Francisco State*	L, 83-82
CAL STATE HAYWARD*	L, 68-57
at Cal State Stanislaus*	L, 73-65
at Sonoma State*	L, 69-68
UC DAVIS*	L, 88-82
at Chico State*	L, 89-59
at Humboldt State*	L, 59-52
\$ Stratford Inn Classic (Ashland, Ore.)		
* Northern California Athletic Conference games		

1985-86

Head Coach: Bill Brown
(13-15)

UC DAVIS	W, 76-59
at Pacific	L, 76-57
SIMPSON	W, 109-58
vs. Vanguard#	W, 98-82
at Chapman#	W, 58-40
at Westmont	W, 78-70
at Fresno Pacific	W, 53-51
CHAPMAN	L, 75-67
UC RIVERSIDE	L, 63-60
at Fresno State	L, 89-72
CAL POLY	W, 62-57
CAL STATE NORTHBRIDGE	W, 74-70
at Humboldt State	W, 52-50
at Cal Poly	L, 57-56
at Cal State Bakersfield	L, 91-86
OREGON TECH	L, 65-64
at Cal State Stanislaus	L, 68-67
CAL STATE HAYWARD	L, 65-57
at Sonoma State	L, 94-80
CHICO STATE	W, 72-53
UC SANTA CRUZ	W, 94-66
at UC Davis	L, 83-63
at Cal State Hayward	L, 74-72
CAL STATE STANISLAUS	W, 77-70
SONOMA STATE	L, 94-84
HUMBOLDT STATE	W, 64-58
at Chico State	L, 76-65
at Oregon Tech	L, 82-58
# Chapman Tourney (Orange, Calif.)		

1986-87

Head Coaches:
Bill Brown, Joseph Anders
(12-16)

CAL STATE BAKERSFIELD	L, 75-63
SONOMA STATE	L, 91-79
at Cal State Northridge	W, 58-56
vs. Puget Sound#	W, 83-65
at Chapman#	L, 74-73 (ot)
UC DAVIS	W, 80-72
vs. Humboldt State\$	W, 82-70
at Cal Poly\$	L, 57-48
at Cal State Dominguez Hills	L, 79-66
at Sonoma State	L, 92-80
at Cal State Hayward	W, 82-71
FRESNO PACIFIC	W, 80-77
at Nevada	L, 109-86
at Fresno State	L, 71-51
PUGET SOUND	W, 77-62
at Arkansas-Little Rock	L, 71-65
at Arkansas State	L, 86-49
at Chico State	L, 67-66
SOUTHERN UTAH	W, 85-78
CAL STATE STANISLAUS	W, 82-75
at UC Davis	L, 68-60
at Seattle Pacific	L, 90-84
at Puget Sound	L, 90-74
UC SANTA CRUZ	W, 97-72
CHICO STATE	W, 87-71
at Humboldt State	L, 101-96 (ot)
at Oregon Tech	L, 86-77
HUMBOLDT STATE	W, 67-66
# Chapman Tourney (Orange, Calif.)		
\$ Cal Poly Tourney (San Luis Obispo)		

HORNET BASKETBALL

YEAR-BY-YEAR RESULTS

1987-88

Head Coach: Joseph Anders (22-8)

vs. Azusa Pacific# W, 89-81
 at Cal Poly Pomona# L, 104-98
 UC DAVIS W, 74-64
 METRO STATE W, 90-81
 CAL POLY W, 77-75
 CAL STATE HAYWARD W, 80-66
 vs. Hawai'i Pacific& L, 98-88
 vs. LaVerne& W, 85-68
 CS DOMINGUEZ HILLS W, 87-81
 HUMBOLDT STATE W, 88-67
 CAL POLY POMONA W, 95-88
 at Cal State Hayward W, 113-92
 NEVADA% L, 94-87
 TEXAS A&M% W, 87-84
 CAL STATE NORTHRIDGE W, 90-87
 CAL STATE BAKERSFIELD L, 90-81
 CAL STATE LOS ANGELES W, 89-74
 at Humboldt State W, 78-69
 EMPORIA STATE W, 106-102
 at Cal State L.A. W, 104-93
 at Cal Poly L, 72-71
 CHICO STATE W, 131-100
 at Sonoma State W, 96-79
 at Cal State Stanislaus W, 92-83
 SONOMA STATE W, 118-103
 at Chico State W, 121-111
 at UC Davis W, 92-78
 at U.S. International L, 127-113
 at Cal State Hayward^ L, 96-85
 vs. Cal State Bakersfield^ L, 90-89
 # Cal Poly Pomona Tournament
 & UC Riverside Tournament
 % Sports Club Classic (Arco Arena)
 ^ NCAA West Regional (Hayward, CA)



Players (L to R) Robert "Money" Martin, Sean Smartt, Sean McClendon and Bruce Woodard helped lead the 1987-88 team to the program's first NCAA Div. II Tournament appearance since the 1969-70 season. The team led the nation in three-pointers made (303, 10.1 per game), shooting .418 from beyond the arc. Head coach Joseph Anders (middle) led the squad to a 22-8 mark, including a school-record average of 93.1 points per game.

1988-89

Head Coach: Joseph Anders (15-13, 5-7 Great Northwest)

CHICO STATE W, 124-96
 CAL STATE HAYWARD W, 85-76
 at Sonoma State L, 83-71
 at Chico State W, 91-77
 at UC Davis W, 104-86
 HUMBOLDT STATE W, 81-72
 at Cal State Hayward L, 94-93
 FLORIDA INT'L# W, 100-88
 E. TENNESSEE STATE# L, 98-82
 PUGET SOUND* W, 83-72
 CAL STATE L.A. W, 108-82
 at Cal State Northridge L, 100-98 (ot)
 at Cal State Bakersfield W, 80-73
 ALASKA ANCHORAGE* L, 94-74
 METRO STATE* W, 87-82
 ALASKA FAIRBANKS* L, 112-110 (ot)
 SEATTLE PACIFIC* W, 94-89
 EASTERN MONTANA* W, 89-69
 SONOMA STATE W, 89-83
 UC DAVIS W, 87-81
 at Humboldt State L, 62-57
 at Alaska Fairbanks* L, 100-96
 at Alaska Anchorage* L, 85-70
 at Seattle Pacific* L, 122-97
 at Puget Sound* L, 90-70
 at Metro State* L, 94-76
 at Eastern Montana* W, 63-58
 at Southern Utah L, 109-89
 # Capital City Classic (Arco Arena)
 * Conference game

1989-90

Head Coach: Joseph Anders (15-16, 4-6 Great Northwest)

vs. Seattle Pacific# W, 76-59
 at Humboldt State# L, 78-67
 CHICO STATE L, 94-89
 CAL STATE HAYWARD W, 82-59
 at Cal State L.A. L, 84-74
 at Cal Lutheran W, 100-76
 at UC Riverside L, 86-77
 CAL STATE BAKERSFIELD L, 99-83
 at Chico State W, 106-91
 UC DAVIS W, 103-79
 S. CAROLINA STATE% W, 92-75
 at Cal State Hayward L, 89-85 (ot)
 vs. Coppin State& W, 87-81

at Chaminade& W, 79-45
 vs. Maryland& L, 98-68
 HUMBOLDT STATE W, 66-65
 CAL STATE NORTHRIDGE W, 71-65
 SAN FRANCISCO STATE W, 80-71
 at Cal Poly L, 81-59
 at U.S. International L, 117-98
 at UC Davis L, 81-71
 EASTERN MONTANA* L, 73-70
 METRO STATE* L, 90-70
 at Alaska Fairbanks* W, 102-87
 at Alaska Anchorage* L, 121-75
 SEATTLE PACIFIC* W, 99-86
 at Metro State* L, 89-79
 at Eastern Montana* L, 103-87
 at Seattle Pacific* L, 85-75
 ALASKA ANCH. W, 99-93 (ot)
 ALASKA FAIRBANKS* W, 97-75
 # Humboldt State Tournament
 % Capital City Classic (Arco Arena)
 & Chaminade Christmas Classic
 * Conference game

1990-91

Head Coach: Joseph Anders (11-15)

vs. Texas A&M-Kingsville% L, 102-80
 vs. Johnson C. Smith% L, 90-80
 at Cal Poly Pomona W, 99-83
 HUMBOLDT STATE W, 72-58
 METRO STATE L, 80-79 (ot)
 CS HAYWARD W, 80-78 (ot)
 CAL STATE L.A. W, 90-76
 UC DAVIS W, 80-72
 at CS Bakersfield L, 83-55
 vs. Arkansas-Little Rock\$ L, 67-60
 vs. Mississippi Valley St.\$ W, 79-56
 at Washington State L, 101-65
 CAL POLY POMONA L, 93-86
 UC RIVERSIDE L, 86-81
 CAL POLY W, 73-68
 at Cal State Hayward W, 85-77
 at San Francisco State L, 83-70
 at Seattle Pacific L, 90-81
 GRAND CANYON W, 70-67
 at CS Northridge L, 92-83
 at UC Davis L, 89-71
 at Metro State L, 122-92
 at Southern Utah L, 132-105
 SEATTLE PACIFIC W, 95-78
 at Grand Canyon L, 76-64

at U.S. International W, 103-93
 % North Alabama Tournament
 \$ Marquette Tournament

1991-92

Head Coach: Joseph Anders (4-24)

at Idaho L, 116-101
 at Fresno State L, 92-72
 NORTHERN ARIZONA L, 86-80
 at USC L, 107-94
 at UC Santa Barbara L, 101-65
 at Boise State# L, 87-60
 vs. Idaho State# L, 85-80 (ot)
 IDAHO L, 91-88 (ot)
 at Marquette L, 79-35
 UNC-GREENSBORO L, 72-63
 at Washington State L, 97-63
 BALL STATE L, 83-60
 DRAKE W, 60-58
 at Oregon State L, 104-89
 at Saint Mary's L, 98-59
 UW-MILWAUKEE W, 110-106 (2ot)
 at Montana State L, 104-84
 at Ball State L, 87-66
 at Northern Arizona L, 71-68
 at Cal State Northridge L, 82-73
 at UC Davis L, 82-75
 CHICAGO STATE W, 92-87
 CAL STATE NORTHRIDGE L, 83-77
 at Wisc-Milwaukee L, 89-61
 at Chicago State L, 95-86 (ot)
 UC DAVIS W, 82-71
 NORTHEAST ILLINOIS L, 79-63
 SOUTHERN UTAH L, 79-73
 # Boise State Tournament

1992-93

Head Coach: Don Newman (3-24)

at California L, 89-65
 at Utah L, 74-45
 at Drake L, 86-65
 at Portland L, 83-55
 at Stanford L, 68-33
 MONTANA L, 53-38
 LOYOLA MARYMOUNT L, 66-61
 UC SANTA BARBARA L, 64-57
 MONTANA STATE L, 72-53
 at Idaho L, 81-61
 at Washington State L, 87-56

BOISE STATE L, 83-69
 NORTHERN ARIZONA L, 78-71
 SAINT MARY'S W, 63-62
 PORTLAND L, 63-59
 at UNC-Greensboro L, 62-61
 at UNC-Wilmington L, 73-60
 at Nebraska L, 86-70
 at Wisc-Milwaukee L, 96-44
 at Southern Utah L, 87-68
 at Northern Arizona L, 68-64
 at Cal State Northridge L, 80-73
 IDAHO L, 76-71
 CAL STATE NORTHRIDGE W, 63-60
 UC DAVIS W, 82-76
 at BYU L, 128-78
 WISC-MILWAUKEE L, 78-76

1993-94

Head Coach: Don Newman (1-26)

at Montana L, 76-36
 at Montana State L, 85-57
 at Pacific L, 91-64
 NORTHERN ARIZONA W, 80-76
 at Northeastern Illinois L, 76-61
 at USC L, 84-64
 SANTA CLARA L, 74-56
 TOLEDO L, 87-62
 BUTLER L, 60-58
 IDAHO L, 66-45
 at Northern Arizona L, 83-59
 at San Francisco L, 98-56
 at Alabama-Birmingham L, 88-46
 at Tulane L, 97-48
 at Saint Mary's L, 87-67
 IDAHO STATE L, 91-80
 at Boise State L, 83-76
 at Colorado L, 80-56
 at Southern Utah L, 85-60
 CAL STATE NORTHRIDGE L, 84-67
 at Eastern Washington L, 88-78
 at Idaho L, 72-47
 at Cal State Northridge L, 90-54
 at Loyola Marymount L, 73-71
 SOUTHERN UTAH L, 81-63
 at San Diego L, 95-65

1994-95

Head Coach: Don Newman (6-21, 2-4 American West)

PACIFIC L, 68-59
 at Minnesota L, 102-84
 at Saint Louis L, 90-49
 SAN DIEGO STATE L, 67-61
 at USC L, 93-54
 MONTANA STATE L, 77-60
 at Toledo L, 74-64
 at Idaho State L, 89-59
 FAIRFIELD* L, 78-63
 GRAMBLING^ W, 74-68
 COLUMBIA W, 77-68
 at Butler L, 90-62
 at Loyola-Chicago W, 68-56
 GONZAGA L, 77-72 (ot)
 at Idaho L, 87-72
 at Eastern Washington W, 68-67
 at Tulane L, 85-73
 at CS Northridge* L, 85-68
 at Cal Poly* W, 74-64
 at Santa Clara L, 82-53
 CAL POLY* W, 75-56
 SAINT MARY'S L, 75-57
 at Southern Utah* L, 93-64
 CS NORTHRIDGE* L, 75-73
 EASTERN WASHINGTON ... L, 69-64
 SOUTHERN UTAH* L, 89-55
 vs. Cal State Northridge# L, 86-81
 ^ Holiday Classic (Arco Arena)
 * American West Conference games
 # American West Conference Tourney

1995-96

Head Coach: Don Newman (7-20, 2-4 American West)

SAN DIEGO L, 84-80 (2ot)
 MONTANA L, 75-70
 UC DAVIS W, 51-50
 NOTRE DAME DE NAMUR W, 69-59
 at Fairfield L, 75-60
 at Georgetown L, 113-58
 IDAHO STATE W, 82-77
 at Arizona State L, 85-73
 MINNESOTA L, 86-63
 GEORGE WASHINGTON^ L, 98-81
 OLD DOMINION^ L, 69-62 (ot)
 at Idaho State W, 77-74 (ot)
 at Montana State L, 90-47

YEAR-BY-YEAR RESULTS

at Gonzaga.....	L, 66-44
CREIGHTON.....	L, 74-67
at Saint Mary's.....	L, 87-75
CAL POLY*.....	L, 102-86
at San Diego State.....	L, 85-55
at CS Northridge*.....	L, 71-62
at Cal Poly*.....	L, 79-63
at Oral Roberts.....	L, 78-66
EASTERN WASH.....	L, 73-65
at Southern Utah*.....	L, 87-59
SOUTHERN UTAH*.....	W, 82-70
CS NORTHBRIDGE*.....	W, 83-66
NORTHERN ARIZONA.....	W, 71-66
vs. Cal Poly#.....	L, 73-66
^ Holiday Classic (Arco Arena)	
* American West Conference games	
# American West Conference Tourney	

1996-97

Head Coach: Don Newman
(3-23, 2-14 Big Sky)

at Northern Arizona.....	W, 75-65
SAINT MARY'S.....	L, 69-60
at Montana.....	L, 69-45
at UC Davis.....	L, 74-50
at Colorado State#.....	L, 89-45
vs. Texas-San Antonio#.....	L, 68-54
at Creighton.....	L, 59-42
at Pacific.....	L, 95-50
PACIFIC.....	L, 73-47
PORTLAND STATE*.....	W, 69-61
at Eastern Washington*.....	L, 60-59
at CS Northridge*.....	L, 99-64
at Idaho State*.....	L, 79-43
MONTANA STATE*.....	L, 93-77
MONTANA*.....	L, 81-51
ORAL ROBERTS.....	L, 78-55
at Montana State*.....	L, 83-66
WEBER STATE*.....	L, 72-67
at Portland State*.....	L, 53-47
EASTERN WASH.*.....	W, 97-83
at Montana*.....	L, 95-51
IDAHO STATE*.....	L, 84-66
NORTHERN ARIZONA*.....	L, 58-55
CS NORTHBRIDGE*.....	L, 93-90 (ot)
at Weber State*.....	L, 97-66
at Northern Arizona*.....	L, 99-62
# Colorado State Ram Classic	
* Big Sky Conference games	

1997-98

Head Coach: Tom Abatemarco
(1-25, 0-16 Big Sky)

USC.....	L, 79-40
NORTHERN ILLINOIS.....	L, 70-60 (ot)
at Pacific.....	L, 68-34
at Oregon State.....	L, 89-56
UC DAVIS.....	L, 66-59
at Houston.....	L, 57-43
at Lamar.....	L, 74-62
at San Jose State.....	L, 60-49
CAL POLY.....	W, 73-70
at Minnesota.....	L, 100-56
EASTERN WASH.*.....	L, 77-71
PORTLAND STATE*.....	L, 65-52
CAL STATE NORTHBRIDGE*.....	L, 72-64
IDAHO STATE*.....	L, 92-91 (2ot)
at Montana*.....	L, 52-50
at Montana State*.....	L, 74-56
MONTANA STATE*.....	L, 86-66
at Weber State*.....	L, 89-54
at Portland State*.....	L, 79-67
at Eastern Washington*.....	L, 75-73 (ot)
MONTANA*.....	L, 61-51
at Idaho State*.....	L, 79-72
at Northern Arizona*.....	L, 86-49
at Cal State Northridge*.....	L, 117-65
NORTHERN ARIZONA*.....	L, 92-52
WEBER STATE*.....	L, 88-52
* Big Sky Conference games	

1998-99

Head Coach: Tom Abatemarco
(3-23, 3-13 Big Sky)

LAMAR.....	L, 85-81
SAINT MARY'S.....	L, 66-52
at Cal Poly.....	L, 99-56
PACIFIC.....	L, 62-49
at Fresno State.....	L, 110-73

HOUSTON.....	L, 63-61
SAN JOSE STATE.....	L, 59-56
at New Mexico.....	L, 102-71
at Northern Illinois.....	L, 73-58
at Minnesota.....	L, 98-57
WEBER STATE*.....	L, 81-76
at Northern Arizona*.....	L, 75-60
at Eastern Washington*.....	L, 87-42
at Portland State*.....	L, 68-61
at Cal State Northridge*.....	L, 84-68
IDAHO STATE*.....	L, 57-54
MONTANA STATE*.....	L, 89-69
MONTANA*.....	W, 60-57
at Montana State*.....	L, 80-43
at Weber State*.....	L, 91-50
PORTLAND STATE*.....	W, 63-62
EASTERN WASH.*.....	W, 66-62
at Montana*.....	L, 78-50
at Idaho State*.....	L, 71-66
NORTHERN ARIZONA*.....	L, 71-61
CS NORTHBRIDGE*.....	L, 99-65
* Big Sky Conference games	

1999-00

Head Coach: Tom Abatemarco
(9-18, 3-13 Big Sky)

MENLO.....	W, 69-43
SOUTHERN UTAH.....	W, 65-58
at Nevada.....	W, 65-57
vs. The Citadel^.....	W, 74-61
at San Francisco^.....	L, 70-35
NEVADA.....	W, 59-56
at Saint Mary's.....	L, 64-55
at Stanford.....	L, 78-56
at Houston.....	L, 72-70
COLORADO STATE#.....	L, 69-53
PORTLAND.....	W, 62-59
NORTHERN ARIZONA*.....	W, 65-52
at Weber State*.....	L, 82-62
EASTERN WASH.*.....	W, 64-61
PORTLAND STATE*.....	L, 72-70
CAL STATE NORTHBRIDGE*.....	L, 76-57
at Idaho State*.....	L, 72-61
at Montana*.....	L, 59-47 (ot)
at Montana State*.....	L, 64-61
MONTANA STATE*.....	W, 70-54
WEBER STATE*.....	L, 88-72
at Portland State*.....	L, 80-65
at Eastern Washington*.....	L, 74-67
MONTANA*.....	L, 80-57
IDAHO STATE*.....	L, 74-71
at Northern Arizona*.....	L, 88-65
at Cal State Northridge*.....	L, 81-57
^ NW Mutual Classic (San Francisco)	
# Played at Arco Arena	
* Big Sky Conference games	

2000-01

Head Coach: Jerome Jenkins
(5-22, 2-14 Big Sky)

BETHANY.....	W, 103-84
SAINT MARY'S.....	W, 75-61
at Colorado State.....	L, 73-46
at San Diego State.....	L, 91-69
at Southern Utah.....	L, 85-71
LOYOLA MARYMOUNT#.....	L, 78-59
at Portland.....	L, 75-55
SAN JOSE STATE#.....	L, 83-58
at Washington State.....	L, 75-63
MENLO.....	W, 87-69
NORTHERN ARIZONA*.....	L, 65-55
CAL STATE NORTHBRIDGE*.....	L, 95-82
WEBER STATE*.....	L, 81-70
at Northern Arizona*.....	L, 66-53
UC RIVERSIDE.....	L, 90-88 (ot)
at Eastern Washington*.....	L, 67-57
at Portland State*.....	L, 81-77
at Cal State Northridge*.....	L, 100-73
IDAHO STATE*.....	L, 71-67
MONTANA STATE*.....	W, 70-62
MONTANA*.....	L, 67-66
at Montana State*.....	L, 98-82
at Weber State*.....	L, 98-88
PORTLAND STATE*.....	W, 77-60
EASTERN WASH.*.....	L, 80-68
at Montana*.....	L, 84-67
at Idaho State*.....	L, 107-79
# Played at Arco Arena	
* Big Sky Conference games	

2001-02

Head Coach: Jerome Jenkins
(9-19, 3-11 Big Sky)

vs. Old Dominion^.....	L, 69-52
vs. Wofford^.....	L, 56-46
MENLO.....	W, 81-65
at San Jose State.....	L, 62-60
at Saint Mary's.....	L, 78-64
SOUTHERN UTAH.....	W, 72-61
CS FULLERTON.....	W, 85-79 (ot)
at Loyola Marymount.....	L, 95-77
at Cal State Fullerton.....	L, 106-97 (ot)
LIPSCOMB.....	W, 86-76
at UC Riverside.....	L, 100-66
IDAHO.....	L, 75-63
TEXAS A&M-C.C.....	W, 82-69
DOMINICAN.....	W, 91-73
at Idaho State*.....	L, 87-79
at Weber State*.....	L, 86-83
NORTHERN ARIZONA*.....	W, 81-63
MONTANA STATE*.....	W, 78-56
MONTANA*.....	L, 88-78
at Portland State*.....	L, 86-83
at Eastern Washington*.....	L, 87-67
WEBER STATE*.....	L, 76-72 (ot)
IDAHO STATE*.....	W, 90-80
at Northern Arizona*.....	L, 90-70
at Montana*.....	L, 86-53
at Montana State*.....	L, 80-70
EASTERN WASH.*.....	L, 81-71
PORTLAND STATE*.....	L, 74-67
^ Guardians Classic (Memphis, Tenn.)	
* Big Sky Conference games	

2002-03

Head Coach: Jerome Jenkins
(12-17, 5-9 Big Sky)

at Loyola Marymount.....	L, 88-55
DOMINICAN.....	W, 62-47
at Southern Utah.....	L, 74-68
at Missouri.....	L, 98-60
SAN FRANCISCO.....	W, 62-57
at Cal Poly.....	W, 73-66
SAN JOSE STATE.....	W, 72-70
OREGON STATE.....	L, 62-49
CAL STATE FULLERTON.....	L, 62-54
at Idaho.....	L, 81-62
at Fresno State.....	L, 91-53
at Lipscomb.....	W, 83-71
at Portland State*.....	L, 65-52
at Northern Ariz.*.....	W, 85-81 (2ot)
at Texas A&M-C.C.....	W, 84-80
at Eastern Washington*.....	L, 75-41

IDAHO STATE*.....	L, 67-62
WEBER STATE*.....	L, 65-53
at Montana State*.....	W, 72-66
at Montana*.....	L, 66-59
NORTHERN ARIZONA*.....	L, 63-45
EASTERN WASH.*.....	W, 77-71
PORTLAND STATE*.....	W, 72-58
at Weber State*.....	L, 88-65
at Idaho State*.....	L, 90-83
MONTANA*.....	L, 77-71
MONTANA STATE*.....	W, 72-52
at Montana#.....	W, 88-75
at Weber State#.....	L, 82-60
* Big Sky Conference games	
# Big Sky Conference Tournament	

2003-04

Head Coach: Jerome Jenkins
(13-15, 7-7 Big Sky)

at Stanford.....	L, 77-59
DOMINICAN.....	W, 76-65
at Cal State Fullerton.....	W, 78-71 (ot)
WILLIAM JESSUP.....	W, 89-45
at Cal Poly.....	L, 76-60
at New Mexico.....	L, 77-63
SAINT MARY'S.....	L, 88-74
at San Jose State.....	L, 85-77 (ot)
UC IRVINE.....	W, 64-56
at Oregon State.....	L, 76-73
LONG BEACH STATE.....	W, 73-51
UC RIVERSIDE.....	W, 66-55
at San Francisco.....	L, 60-47
NORTHERN ARIZONA*.....	L, 80-73
PORTLAND STATE*.....	W, 76-64
EASTERN WASH.*.....	L, 68-62
at Idaho State*.....	L, 82-81
at Weber State*.....	L, 65-54
MONTANA STATE*.....	W, 77-71
MONTANA*.....	W, 76-67
at Northern Arizona*.....	W, 110-97
at Eastern Washington*.....	L, 83-57
at Portland State*.....	L, 69-65
WEBER STATE*.....	W, 64-61
IDAHO STATE*.....	W, 84-70
at Montana*.....	L, 80-69
at Montana State*.....	W, 80-74
WEBER STATE#.....	L, 68-62
* Big Sky Conference games	
# Big Sky Conference Tournament	

2004-05

Head Coach: Jerome Jenkins
(12-16, 8-6 Big Sky)

at Michigan.....	L, 70-49
SOUTHERN UTAH.....	W, 74-67
at Long Beach State.....	L, 87-63
UC DAVIS.....	L, 72-63 (ot)
at UC Irvine.....	L, 81-69
SAN FRANCISCO.....	L, 75-70
at Fresno State.....	L, 72-54
at Saint Mary's.....	L, 73-38
at UC Riverside.....	L, 82-74
GREAT FALLS.....	W, 71-49
at Oregon State.....	L, 86-59
UTAH VALLEY.....	W, 71-69
at Portland State*.....	L, 79-69
at Eastern Washington*.....	L, 44-41
IDAHO STATE*.....	W, 61-59
WEBER STATE*.....	W, 78-72
at Montana State*.....	L, 67-64
at Montana*.....	L, 82-74
WILLIAM JESSUP.....	W, 88-59
NORTHERN ARIZONA*.....	W, 92-88
EASTERN WASH.*.....	W, 83-72
PORTLAND STATE*.....	L, 71-66
at Weber State*.....	L, 57-55
at Idaho State*.....	W, 99-97 (ot)
MONTANA*.....	W, 83-80
MONTANA STATE*.....	W, 70-68
at Northern Arizona*.....	W, 87-86
WEBER STATE#.....	L, 74-71
* Big Sky Conference games	
# Big Sky Conference Tournament	

2005-06

Head Coach: Jerome Jenkins
(15-15, 5-9 Big Sky)

vs. Samford^.....	L, 52-49
vs. Southern^.....	W, 67-64 (ot)
at Nevada.....	L, 82-74
WILLIAM JESSUP.....	W, 100-61
at San Francisco.....	W, 85-78
at UC Davis.....	W, 72-67
at Utah Valley.....	L, 71-69 (ot)
LONG BEACH STATE.....	W, 106-94
SAN DIEGO CHRISTIAN... ..	W, 64-55
at Boise State.....	L, 70-61
at Southern Utah.....	W, 76-68
CAL POLY.....	W, 80-59
at UCLA.....	L, 86-56
DENVER.....	W, 79-65
PORTLAND STATE*.....	W, 76-60
EASTERN WASH.*.....	W, 88-69



The 2002-03 squad became the first Sacramento State team to reach the Big Sky Conference Tournament since the program joined the league in 1996-97. The Hornets upset Montana in the quarterfinal round in Missoula, 88-75, before falling at Weber State in the semifinals. The team was led by first team all-conference performer Derek Lambeth (13.0 points per game).

YEAR-BY-YEAR RESULTS



The 2014-15 squad had a record-breaking season in which it went 21-12 overall, and 13-5 in the Big Sky, becoming the first team in the Div. I era (1991-pres.) to finish above the .500 mark, winning the program's first postseason game in 53 years, posting the second most overall wins in school history, and securing the most conference victories in school history.

at Idaho State* W, 107-106
 at Weber State* W, 73-66
 MONTANA STATE* L, 78-75
 MONTANA* L, 73-71
 at Northern Arizona* L, 89-83
 at Eastern Washington* L, 87-75
 at Portland State* W, 68-65
 WEBER STATE* L, 76-73 (ot)
 IDAHO STATE* L, 72-71
 at Montana* L, 84-79
 NORTHERN ARIZONA* L, 92-72
 at Montana State* L, 75-70
 at Montana State# W, 71-70
 at Northern Arizona# L, 98-83
 ^ - Guardians Classic (Austin, Texas)
 * Big Sky Conference games
 # Big Sky Conference Tournament

2006-07

Head Coach: Jerome Jenkins
 (10-19, 5-11 Big Sky)

BETHANY W, 107-73
 at New Mexico L, 92-56
 SAN FRANCISCO L, 89-64
 at Denver W, 74-53
 at Washington L, 83-74
 WILLIAM JESSUP W, 93-58
 UC DAVIS W, 100-77
 at Illinois State L, 86-69
 at Louisville L, 99-69
 PACIFIC W, 74-72 (ot)
 at Long Beach State L, 76-55
 at Boise State L, 99-69
 at Northern Arizona* L, 96-82
 at Northern Colorado* W, 74-70
 MONTANA* W, 80-72
 IDAHO STATE* L, 73-58
 at Weber State* L, 88-68
 NORTHERN ARIZONA* L, 94-71
 at Cal Poly L, 74-65
 EASTERN WASH.* L, 100-85
 PORTLAND STATE* W, 97-93
 NORTHERN COLORADO* L, 84-81
 at Idaho State* L, 85-62
 at Montana* L, 76-69
 at Montana State* L, 74-59
 MONTANA STATE* W, 90-82
 at Portland State* L, 100-73
 at Eastern Washington* L, 80-72
 WEBER STATE* W, 105-83
 * Big Sky Conference games

2007-08

Head Coach: Jerome Jenkins
 (4-24, 2-14 Big Sky)

at Kansas State L, 94-63
 SIMPSON W, 104-71
 SOUTHERN UTAH L, 57-53
 at San Francisco L, 93-63
 at Pacific L, 75-62
 SANTA CLARA L, 77-65
 at Stanford L, 84-58
 WILLIAM JESSUP W, 72-54
 at Oregon L, 93-66
 at Marquette L, 82-51
 at Northern Colorado* L, 74-60
 at Portland State* L, 83-58
 at Eastern Washington* L, 76-52
 MONTANA STATE* W, 78-77
 MONTANA* L, 76-69
 CAL STATE BAKERSFIELD L, 73-61
 NORTHERN ARIZONA* L, 80-69
 at Weber State* L, 69-56
 at Idaho State* L, 86-63
 NORTHERN COLORADO* W, 74-70
 EASTERN WASH.* L, 59-57
 PORTLAND STATE* L, 79-56
 at Montana* L, 90-57
 at Montana State* L, 87-82
 at Northern Arizona* L, 73-59
 IDAHO STATE* L, 52-51
 at UC Davis L, 83-77
 WEBER STATE* L, 89-69
 * Big Sky Conference games

2008-09

Head Coach: Brian Katz
 (2-27, 1-15 Big Sky)

at Fresno State L, 77-65
 at UC Riverside L, 61-49
 at Washington State L, 76-55
 at Cal State Bakersfield L, 72-62
 IDAHO L, 72-58
 UC DAVIS W, 82-70
 at Santa Clara L, 51-32
 UTAH VALLEY L, 64-44
 at New Mexico State L, 76-65
 at Wyoming L, 93-70
 GEORGE WASHINGTON L, 59-47
 at Southern Utah L, 76-51
 PACIFIC L, 70-51
 PORTLAND STATE* L, 79-67
 EASTERN WASH.* L, 87-74
 at Montana State* L, 61-42
 at Montana* L, 80-63
 at Northern Colorado* L, 91-73
 NORTHERN ARIZONA* L, 89-64
 WEBER STATE* L, 67-59

IDAHO STATE* W, 72-69
 NORTHERN COLORADO* L, 66-59
 at Eastern Washington* L, 67-46
 at Portland State* L, 59-42
 MONTANA* L, 60-48
 MONTANA STATE* L, 69-54
 at Northern Arizona* L, 68-58
 at Idaho State* L, 74-39
 at Weber State* L, 97-61
 * Big Sky Conference games

2009-10

Head Coach: Brian Katz
 (9-21, 3-13 Big Sky)

at Rice% L, 81-51
 vs. Houston Baptist% W, 70-60
 vs. South Alabama% L, 70-58
 BETHANY W, 90-75
 at Oregon State W, 65-63
 at Idaho L, 75-61
 UC RIVERSIDE L, 59-58
 at UC Davis W, 59-57
 WEBER STATE* L, 80-65
 at USC L, 51-36
 at Pacific L, 79-49
 IDAHO STATE* W, 64-63
 WILLIAM JESSUP W, 74-42
 LOYOLA MARYMOUNT L, 82-78
 at Eastern Washington* L, 79-75
 at Portland State* L, 94-66
 SEATTLE W, 80-67
 MONTANA* L, 57-56
 MONTANA STATE* L, 58-53
 at Northern Colorado* L, 79-65
 at Northern Arizona* L, 75-71
 at Weber State* L, 81-59
 at Idaho State* W, 72-55
 PORTLAND STATE* L, 76-62
 EASTERN WASHINGTON* W, 74-67
 at Seattle L, 98-67
 at Montana State* L, 80-74
 at Montana* L, 86-58
 NORTHERN ARIZONA* L, 73-59
 NORTHERN COLORADO* L, 78-66
 % Rice Challenge (Houston, Texas)
 * Big Sky Conference games

2010-11

Head Coach: Brian Katz
 (7-21, 4-12 Big Sky)

CSU BAKERSFIELD L, 80-78 (ot)
 BETHANY W, 84-55
 at North Dakota L, 64-60
 UC DAVIS L, 61-54
 CAL POLY W, 71-67
 at Washington State L, 84-36

at Utah Valley L, 77-52
 at Loyola Marymount L, 69-49
 WILLIAM JESSUP W, 65-54
 at McNeese State L, 65-63 (ot)
 at Oklahoma L, 66-53
 at Eastern Washington* L, 88-79 (ot)
 at Idaho State* L, 68-63 (ot)
 MONTANA STATE* L, 61-59
 MONTANA* L, 68-52
 at Weber State* L, 84-71
 at Northern Arizona* L, 79-58
 NORTHERN COLORADO* L, 77-72
 EASTERN WASHINGTON* W, 57-55
 IDAHO STATE* W, 74-63
 at Portland State* L, 86-80
 PORTLAND STATE* W, 63-55
 at Montana* L, 64-44
 at Montana State* W, 74-71
 at Southeast Missouri% L, 67-52
 NORTHERN ARIZONA* L, 63-42
 WEBER STATE* L, 73-70
 at Northern Colorado* L, 84-54
 * Big Sky Conference games
 % ESPN BracketBusters
 (Cape Girardeau, Mo.)

2011-12

Head Coach: Brian Katz
 (10-18, 5-11 Big Sky)

MENLO W, 70-56
 CENTRAL ARKANSAS W, 75-54
 at Washington State L, 79-68
 at UC Davis W, 69-61
 McNEESE STATE L, 68-63
 at Cal Poly L, 77-51
 at Oklahoma L, 82-53
 at CSU Bakersfield L, 63-60
 CAL MARITIME W, 66-38
 NORTH DAKOTA W, 75-64
 SOUTHEAST MISSOURI L, 77-76
 at Northern Arizona* L, 73-64
 at Weber State* L, 74-63
 NORTHERN COLORADO* L, 61-53
 EASTERN WASHINGTON* L, 65-60
 IDAHO STATE* L, 68-67
 at Montana State* L, 72-65
 at Montana* L, 85-56
 WEBER STATE* L, 75-60
 NORTHERN ARIZONA* W, 77-43
 at Northern Colorado* W, 73-62
 at Eastern Washington* W, 75-71
 MONTANA STATE* W, 86-76
 MONTANA* L, 67-58
 at Portland State* L, 85-67
 SAN JOSE STATE% L, 79-67
 PORTLAND STATE* L, 94-88
 at Idaho State* W, 70-67
 * Big Sky Conference games
 % ESPN BracketBusters
 (Sacramento, Calif.)

2012-13

Head Coach: Brian Katz
 (14-15, 8-12 Big Sky)

UC MERCED W, 96-62
 CSU BAKERSFIELD W, 85-67
 at Utah W, 74-71
 UC DAVIS L, 87-76
 at Central Arkansas W, 71-68
 DOMINICAN W, 77-68
 at Arizona State L, 90-70
 at San Jose State L, 62-57
 MONTANA STATE* W, 62-57
 MONTANA* L, 61-60
 at Northern Arizona* L, 57-50
 SOUTHERN UTAH* W, 64-59
 at Portland State* L, 87-69
 at Eastern Washington* W, 60-53
 at Idaho State* L, 60-59
 at Weber State* L, 65-56
 NORTH DAKOTA* W, 67-58
 NORTHERN COLORADO* W, 79-72
 at Southern Utah* W, 79-67
 NORTHERN ARIZONA* L, 62-61
 UC DAVIS L, 61-54
 CAL POLY W, 71-67
 at Washington State L, 84-36

at Northern Colorado* L, 78-64
 at UC Santa Barbara% W, 51-50
 WEBER STATE* L, 70-55
 IDAHO STATE* W, 53-52
 at Montana* L, 63-52
 at Montana State* L, 71-55
 * Big Sky Conference games
 % ESPN BracketBusters
 (Santa Barbara, Calif.)

2013-14

Head Coach: Brian Katz
 (14-16, 10-10 Big Sky)

UC SANTA CRUZ W, 73-43
 at CSU Bakersfield L, 74-66
 at UCLA L, 86-50
 at UC Davis W, 73-67
 UC IRVINE L, 79-53
 at UTEP L, 69-51
 WILLIAM JESSUP W, 85-54
 at Cal State Fullerton L, 59-51
 UC RIVERSIDE W, 69-67
 at Montana State* L, 70-55
 at Montana* L, 82-70
 at Northern Arizona* L, 75-65
 at Southern Utah* W, 77-49
 PORTLAND STATE* L, 68-64 (ot)
 EASTERN WASHINGTON* W, 75-64
 at North Dakota* L, 82-71
 at Northern Colorado* L, 72-62
 IDAHO STATE* W, 84-78
 WEBER STATE* W, 78-75 (ot)
 NORTHERN ARIZONA* W, 87-77
 SOUTHERN UTAH* W, 68-56
 at Eastern Washington* L, 85-72
 at Portland State* W, 72-65
 NORTH DAKOTA* W, 71-65
 NORTHERN COLORADO* W, 79-58
 at Weber State* L, 79-67
 at Idaho State* L, 80-67
 MONTANA* L, 70-55
 MONTANA STATE* W, 84-59
 vs. North Dakota% L, 79-76
 * Big Sky Conference games
 % Big Sky Tournament (Ogden, Utah)


2014-15

Head Coach: Brian Katz
 (21-12, 13-5 Big Sky)

at Gonzaga L, 104-58
 at UC Riverside W, 70-69
 SIMPSON W, 74-42
 BRISTOL W, 97-63
 UTAH VALLEY W, 65-56
 at Abilene Christian L, 72-61
 at UC Irvine L, 74-62
 CAL STATE FULLERTON W, 73-59
 PORTLAND L, 80-75
 at Seattle L, 66-47
 at Utah Valley W, 74-49
 NORTHERN ARIZONA* W, 78-73
 SOUTHERN UTAH* W, 90-75
 at North Dakota* W, 63-61
 at Northern Colorado* L, 84-73
 IDAHO* W, 79-76
 EASTERN WASH.* W, 90-77
 at Idaho State* W, 62-59
 at Weber State* W, 78-71
 MONTANA STATE* W, 75-59
 MONTANA* W, 70-69
 PORTLAND STATE* W, 64-60
 at Eastern Washington* L, 64-61
 at Idaho* L, 69-58
 NORTHERN COLO.* W, 66-59
 NORTH DAKOTA* W, 74-66
 at Portland State* W, 73-60
 at Southern Utah* L, 69-65
 at Northern Arizona* L, 70-68
 vs. Portland State% W, 70-60
 vs. Eastern Washington% L, 91-83
 at Portland^ W, 73-66
 NORTHERN ARIZONA^ L, 78-73
 * Big Sky Conference games
 % Big Sky Tournament (Missoula, MT)
 ^ CIT Postseason Tournament

SERIES RECORDS

Abilene Christian	0-1	Hawai'i	0-1	Portland	2-9	The Citadel	1-0
Alabama-Birmingham	0-1	Hawai'i Pacific.....	0-2	Portland State	12-26	Toledo	0-2
Alaska Anchorage	1-5	Holy Names	0-0	Puget Sound	3-8	Tulane	0-2
Alaska Fairbanks	3-5	Houston	0-4	Redlands	4-2	UC Davis	65-47
Arizona State	0-2	Houston Baptist	1-0	Rice.....	0-1	UC Irvine.....	2-3
Arkansas-Little Rock.....	0-2	Humboldt State	60-29	Saint Louis	0-1	UC Merced.....	1-0
Arkansas State	0-1	Idaho	2-15	Saint Martin's.....	0-2	UC Riverside.....	6-12
Azusa Pacific	1-0	Idaho State	17-27	Saint Mary's.....	7-27	UC San Diego.....	1-0
Ball State	0-2	Illinois State	0-1	Samford.....	0-1	UC Santa Barbara.....	1-4
Bethany	4-0	Incarinate Word	0-0	San Diego	0-3	UC Santa Cruz.....	3-0
Biola	3-0	Indiana State	0-1	San Diego Christian	1-0	UCLA	0-2
Boise State.....	0-6	Iowa State	0-1	San Diego State	1-4	UNC-Greensboro	0-2
Bristol.....	1-0	Johnson C. Smith	0-1	San Francisco	3-9	UNC-Wilmington	0-1
BYU	0-1	Kansas State	0-1	San Francisco State	40-41	UNLV	0-1
BYU-Hawai'i.....	0-1	Kennedy College.....	0-1	San Jose State.....	2-20	U.S. International	1-2
Butler	0-2	Lamar	0-2	Santa Clara	0-6	USC	0-5
Cal Lutheran	2-0	LaVerne	2-0	Santa Fe College.....	1-0	Utah.....	1-1
Cal Maritime.....	1-0	Lewis & Clark.....	3-4	Seattle	1-3	Utah State.....	1-2
Cal Poly.....	16-29	Linfield	4-0	Seattle Pacific.....	5-5	Utah Valley.....	3-3
Cal Poly Pomona.....	6-6	Lipscomb	2-0	Simon Fraser	1-0	UTEP	0-1
Cal State Dominguez Hills.....	2-5	Long Beach State.....	6-5	Simpson	3-0	Valparaiso	1-0
Cal State Fullerton.....	7-6	Louisville.....	0-1	South Alabama.....	0-1	Vanguard	1-0
Cal State Hayward.....	43-20	Loyola Marymount	0-7	South Carolina State.....	1-0	Washington	0-2
Cal State L.A.....	7-9	Loyola-Chicago.....	1-0	South Dakota	0-0	Washington State.....	1-8
Cal State Northridge	7-29	Macalester.....	2-0	Southeast Missouri	0-2	Weber State	6-36
Cal State Stanislaus	21-14	Mankato State.....	0-1	Sonoma State	22-16	West Virginia State.....	0-1
Cal Western.....	1-0	Marquette.....	0-2	Southwest Minnesota State.....	1-0	Western Washington	2-6
California	0-2	Maryland	0-1	Southern.....	1-0	Westmont	2-2
Calvin College	1-0	McNeese State.....	0-2	Southern Oregon	12-4	Whittier.....	3-2
Cascade College	1-0	Menlo	4-0	Southern Utah	9-16	Whitworth	1-0
Central Arkansas	2-0	Metro State	2-5	Stanford	0-4	Willamette	7-5
Central Washington	1-4	Michigan	0-1	Texas A&M.....	1-0	William Jessup.....	8-0
Chaminade.....	2-1	Minnesota	0-4	Texas A&M-Kingsville	0-1	Wisconsin-Milwaukee.....	1-3
Chapman	2-12	Mississippi Valley State.....	1-0	Texas A&M-Corpus Christi	2-0	Wofford	0-1
Chicago State	1-1	Missouri	0-2	Texas-San Antonio	0-1	Wyoming	0-3
Chico State	45-43	Missouri State	0-1				
College of Idaho	0-1	Montana	6-36				
Colorado.....	0-1	Montana State	17-27				
Colorado State.....	0-4	Mount Saint Mary's	0-1				
Columbia	1-0	Nebraska	0-3				
Concordia	1-0	Nebraska Wesleyan	2-0				
Coppin State	1-0	Nevada	19-39				
Creighton	0-2	New Mexico.....	1-3				
CSU Bakersfield	5-20	New Mexico State.....	0-1				
Denver	2-1	North Dakota	5-4				
Dominican	5-0	Northeastern Illinois	0-2				
Drake.....	1-1	Northern Arizona	12-36				
East Tennessee State	1-0	Northern Colorado	6-12				
Eastern Montana.....	2-3	Northern Illinois	0-2				
Eastern Washington	14-29	Notre Dame de Namur.....	1-0				
Emporia State	1-0	Occidental.....	4-0				
Fairfield.....	0-2	Oklahoma	0-2				
Florida International	1-0	Old Dominion.....	0-2				
Fresno Pacific.....	24-4	Oral Roberts	0-2				
Fresno State.....	9-40	Oregon	0-5				
George Washington	0-2	Oregon State	1-5				
Georgetown	0-1	Oregon Tech.....	2-5				
Gonzaga.....	2-3	Pacific	9-29				
Grambling.....	1-0	Pacific Union	0-0				
Grand Canyon.....	1-1	Pacific University	2-2				
Great Falls.....	1-0	Pepperdine	1-1				
Hawai'i-Hilo	0-1	Point Loma Nazarene.....	2-10				
Hawai'i-Loa.....	2-0	Pomona College.....	2-0				



Tom Brian drives in for a layup in the Hornets' 45-44 home victory over Washington State on Dec. 17, 1953. The victory against the Cougars that day marked Sacramento State's first-ever win against a Pacific-12 Conference opponent. The Hornets would then go 56 years without another Pac-12 win until beating both Oregon State (2009) and Utah (2012) over a four-year span.