



HORNETS

SACRAMENTO STATE



MEN'S BASKETBALL
2008-09

RADIO/TV ROSTER



4

Randy Adams

C • 6-8 • 220 • Sr.



5

Stephen Calton

G • 5-10 • 190 • Sr.



10

Donald Thomas

F • 6-6 • 215 • Sr.



12

Jared Stigall

G • 5-10 • 160 • Jr.



14

Mike Marcial

G • 6-1 • 180 • Jr.



20

Domineek Daniel

G • 6-3 • 190 • Jr.



21

Jerome Blockmon

G • 6-2 • 195 • Jr.



22

Antonio Flagg

G • 6-3 • 180 • Jr.



23

Loren Leath

G • 6-2 • 190 • Sr.



25

Aaron Wilson

F • 6-6 • 230 • So.



32

Michael Selling

F • 6-8 • 225 • Jr.



33

Aj Kapanoske

F • 6-9 • 235 • Jr.



34

Jonathan Malloy

G • 6-5 • 190 • Jr.



40

Justin Eller

C • 6-8 • 235 • Jr.



42

Alex Ward

F • 6-6 • 220 • Jr.



50

Mike Edwards

C • 6-11 • 205 • Jr.



Brian Katz

Head Coach



Terry Battenberg

Assistant Coach



Brady Bergeson

Assistant Coach



Dominique Bukasa


Assistant Coach



Travis Okamoto

Basketball Operations

SACRAMENTO STATE



Leadership begins here.

HORNET SCHEDULE

Date	Opponent	Time
Nov. 14	at Fresno State	7:05 p.m.
Nov. 18	at UC Riverside	7:05 p.m.
Nov. 21	at Washington State	6:05 p.m.
Nov. 25	at Cal State Bakersfield	7:05 p.m.
Dec. 1	IDAHO	7:05 p.m.
Dec. 3	UC DAVIS#	7:35 p.m.
Dec. 6	at Santa Clara	7:05 p.m.
Dec. 9	UTAH VALLEY	7:05 p.m.
Dec. 11	at New Mexico State%	6:05 p.m.
Dec. 20	at Wyoming	1:05 p.m.
Dec. 23	GEORGE WASHINGTON	7:05 p.m.
Dec. 27	at Southern Utah	6:05 p.m.
Dec. 30	PACIFIC	7:05 p.m.
Jan. 2	PORTLAND STATE*	7:05 p.m.
Jan. 4	EASTERN WASH.*	2:05 p.m.
Jan. 8	at Montana State*	6:05 p.m.
Jan. 10	at Montana*	6:05 p.m.
Jan. 13	at Northern Colorado*	6:05 p.m.
Jan. 18	NORTHERN ARIZONA*#	3:35 p.m.
Jan. 22	WEBER STATE*	7:05 p.m.
Jan. 24	IDAHO STATE*	7:05 p.m.
Jan. 29	NORTHERN COLORADO*	7:05 p.m.
Feb. 5	at Eastern Washington*	7:05 p.m.
Feb. 8	at Portland State*@	1:05 p.m.
Feb. 12	MONTANA*	7:05 p.m.
Feb. 14	MONTANA STATE*	7:05 p.m.
Feb. 21	at Northern Arizona*	3:35 p.m.
Feb. 26	at Idaho State*	6:05 p.m.
Feb. 28	at Weber State*	6:05 p.m.
Mar. 7	Big Sky Tournament Quarters	TBA
Mar. 10	Big Sky Tournament Semis	TBA
Mar. 11	Big Sky Tournament Champ.	TBA

All Times Pacific

ALL CAPS and **BOLD** indicate home games
All home games played at the Hornets Nest on the Sacramento State campus

All games broadcast live on KRJY 1240 AM

All home games and all conference games aired live and free on www.bigskytv.org

Doubleheader with women's basketball

% Game televised on FSN Arizona and Altitude

* Big Sky Conference games

@ Game televised on Altitude Sports



SENIOR
LOREN LEATH



SENIOR
DONALD THOMAS



SENIOR
RANDY ADAMS



JUNIOR
JUSTIN ELLER



TABLE OF CONTENTS



General Information

Name	Sacramento State
Location	Sacramento, Calif.
Founded	1947
Enrollment	28,829
Nickname	Hornets
Colors	Green & Gold
Affiliation	NCAA Division I
Conference	Big Sky
Year in Conference	13th
President	Dr. Alexander Gonzalez
Year at Sacramento State	6th
Athletics Director	Dr. Terry Wanless
Year at Sacramento State	7th
Faculty Athletic Rep.	Dr. David Raske
Athletics Phone	(916) 278-6481
Ticket Office Phone	(916) 278-2222

Basketball Information

Arena (Capacity)	Hornets Nest (1,200)
Press Row Phone	(916) 278-7531
Head Coach	Brian Katz
Alma Mater, Year	Sacramento State, '80
Record at SAC	First Season
Overall Record	First Season
Junior College Record	435-185 (19 yrs.)
Office Phone	(916) 278-5345
Assistant Coach	Terry Battenberg
Alma Mater (Yr.)	Sacramento State, '68
Office Phone	(916) 278-6780
Assistant Coach	Brady Bergeson
Alma Mater (Yr.)	Chapman, '00
Office Phone	(916) 278-5140
Assistant Coach	Dominique Bukasa
Alma Mater (Yr.)	Sonoma State, '99
Office Phone	(916) 278-6133
Basketball Operations	Travis Okamoto
Team Manager	John Burks

Team Information

2007-08 Overall Record	4-24
2007-08 Big Sky Record	2-14 (9th)
Big Sky Postseason	N/A
Letterwinners Returning/Lost	4/11
Starters Returning/Lost	2/3
Newcomers	12

Media Relations

Assistant (MBB Contact)	Ryan Bjork
Office Phone	(916) 278-6896
Cell Phone	(916) 838-7557
E-Mail	rbjork@csus.edu
Director	Brian Berger
Office Phone	(916) 278-4313
E-mail	bwberger@csus.edu
Assistant	J.D. Fox
Office Phone	(916) 278-6896
E-mail	jdf@csus.edu
Office Fax	(916) 278-5429
Website	www.hornetsports.com

MISCELLANEOUS

- 2 Media Information
- 3 2008-09 Roster
- 3 2008-09 Roster Breakdown
- 3 Pronunciation Guide
- 4 Season Outlook

COACHING STAFF

- 8 Brian Katz
- 10 Terry Battenberg
- 10 Brady Bergeson
- 11 Dominique Bukasa
- 11 Travis Okamoto

THE PLAYERS

- 12 Randy Adams
- 14 Justin Eller
- 16 Loren Leath
- 18 Donald Thomas
- 20 Jerome Blockmon
- 20 Stephen Calton
- 21 Domineek Daniel
- 21 Mike Edwards
- 22 Antonio Flaggs
- 22 Aj Kapanoske
- 23 Jonathan Malloy
- 23 Mike Marcial
- 24 Michael Selling
- 24 Jared Stigall
- 25 Alex Ward
- 25 Aaron Wilson
- 26 Hornet Notebook

OPPONENTS

- 28 Opponents Section
- 30 Series Records
- 31 Road Headquarters
- 31 Travel Itinerary
- 32 Big Sky Conference

YEAR IN REVIEW

- 34 Season Results
- 35 Final Statistics
- 36 Team Game-By-Game
- 36 Team/Opponent Highs
- 37 Individual Game-By-Game
- 37 Individual Superlatives
- 38 Season Box Scores
- 43 Big Sky Standings
- 43 Big Sky Team Statistics
- 43 Big Sky Honors
- 44 Big Sky Individual Stats
- 44 Big Sky Players of the Week

HORNET HISTORY

- 46 All-Time Career Records
- 47 All-Time Season Records
- 48 Div. I Career Records
- 49 Div. I Season Records
- 50 All-Time Game Records
- 51 Div. I Game Records
- 52 Yearly Team Statistics
- 52 Team Season Records
- 53 Div. I Conference Honors
- 53 Conference History

- 54 Hornets in the Pros
- 55 All-Time Roster
- 56 Coaching History
- 57 Div. I Jersey Numbers
- 58 Yearly Individual Leaders
- 59 Year-By-Year Results

UNIVERSITY

- 66 This is Sacramento State
- 68 City of Sacramento
- 69 Athletics Excellence
- 70 Dr. Alexander Gonzalez
- 70 Dr. Terry Wanless
- 71 Academics & Compliance
- 71 Athletic Training
- 72 Hornet Head Coaches
- 72 Support Staff

MEDIA GUIDE CREDITS

The 2008-09 Sacramento State men's basketball media guide was written, designed and edited by Ryan Bjork. Media guide covers also designed by Bjork. Assistance in editing provided by Brian Berger, J.D. Fox and Will Schilling. Photographs not credited provided by Bob Solorio, Sam Parsons, Bruce Clarke and Sacramento State sports information files. Cover photo taken by Parsons. Aerial photo on page 69 taken by Clarke. Sacramento information from Chamber of Commerce sources. Printing provided by Commerce Printing of Sacramento, Calif.

On the cover: Front Row (L to R): Stephen Calton, Jared Stigall, Loren Leath and Mike Marcial. Middle Row (L to R): Alex Ward, head coach Brian Katz, Antonio Flaggs and Jerome Blockmon. Third Row (L to R): Domineek Daniel, Donald Thomas and Jonathan Malloy. Back Row (L to R): Aj Kapanoske, Aaron Wilson, Michael Selling, Justin Eller, Mike Edwards and Randy Adams.





MEDIA COVERAGE

SACRAMENTO STATE MEDIA RELATIONS

MBB Contact: Ryan Bjork (916) 278-6896
 Director: Brian Berger (916) 278-4313
 Assistant: J.D. Fox (916) 278-6896
 Media Relations Fax (916) 278-5429
 Hornets Nest Press Row (916) 278-7531

HORNETSPTS.COM - All press releases, stats and rosters are available at www.hornetspts.com.

CREDENTIALS - All credential requests must be made to the Sacramento State Media Relations office at least 24 hours before the start of the event. Press row is designed for working media only and accommodations will be made on a priority basis. Credentials can be picked up at will call.

INTERVIEWS - All player interviews outside of post-game or practice situations must be cleared through Hornet media relations. Following games, Coach Katz and selected players will be made available for interviews outside of the locker room.

RADIO LINES/WIRELESS - Two courtesy phone lines can be provided to a visiting team's primary radio station broadcasting games from the Hornets Nest. All calls must be made collect or billed to a credit card. Wireless internet access is also available inside the Nest.

DIRECTIONS TO THE HORNETS NEST - From Highway 50 East, take the "Power Inn Road/Howe Avenue" exit. From that two-lane offramp, there is an exit for "Cal State Sacramento." That ramp leads you directly to a light at a "T" intersection (College Town Road). Go left at the light. Come to a stop light, go through the stop light and follow the road to the north side of campus. At the third stop sign, turn right into parking Lot 1. The Hornets Nest is located at the south side of Yosemite Hall which is adjacent to Lot 1. To reach the parking lot from the J Street entrance, make the first available right and then turn left at the stop sign which will take you into Lot 1.

KRJV 1240 AM

Sacramento State enters third year of partnership with 1240 AM

The Hornet athletics department begins its third year of partnership with KRJV 1240 AM (formerly KSAC), broadcasting Sacramento State men's basketball and football games for the third consecutive season.

In addition to covering all 12 of the Hornets' regular-season football games live this year, KRJV will also broadcast every men's basketball game.

Steve McElroy returns for his 12th season as the radio voice of the Hornets. McElroy, who also serves as the color commentator for Sacramento State football, is scheduled to call every basketball game this season.

McElroy is the director of broadcast services for Sacramento State. In his role for the University, he is responsible for developing the radio contracts and helping generate sponsorships. Steve and his wife, Julie, have two sons (Trenton, 8, and Jason, 6).

Jason Ross is also scheduled to join McElroy for selected games this season. Ross, who handles the play-by-play duties for Hornet football, will serve as the color analyst for selected basketball games. Ross also serves as the sports director at Sports 1140 KHTK. He and his wife, Alva, have a son, Jackson (6).



2008-09 SCHEDULE

DATE	OPPONENT	TIME
Nov. 14	at Fresno State	7:05 p.m.
Nov. 18	at UC Riverside	7:05 p.m.
Nov. 21	at Washington State	6:05 p.m.
Nov. 25	at Cal State Bakersfield	7:05 p.m.
Dec. 1	IDAHO	7:05 p.m.
Dec. 3	UC DAVIS#	7:35 p.m.
Dec. 6	at Santa Clara	7:05 p.m.
Dec. 9	UTAH VALLEY	7:05 p.m.
Dec. 11	at New Mexico State	6:05 p.m.
Dec. 20	at Wyoming	1:05 p.m.
Dec. 23	GEORGE WASHINGTON	7:05 p.m.
Dec. 27	at Southern Utah	6:05 p.m.
Dec. 30	PACIFIC	7:05 p.m.
Jan. 2	PORTLAND STATE*	7:05 p.m.
Jan. 4	EASTERN WASHINGTON*	2:05 p.m.
Jan. 8	at Montana State*	6:05 p.m.
Jan. 10	at Montana*	6:05 p.m.
Jan. 13	at Northern Colorado*	6:05 p.m.
Jan. 18	NORTHERN ARIZONA*#	3:35 p.m.
Jan. 22	WEBER STATE*	7:05 p.m.
Jan. 24	IDAHO STATE*	7:05 p.m.
Jan. 29	NORTHERN COLORADO*	7:05 p.m.
Feb. 5	at Eastern Washington*	7:05 p.m.
Feb. 8	at Portland State*	1:05 p.m.
Feb. 12	MONTANA*	7:05 p.m.
Feb. 14	MONTANA STATE*	7:05 p.m.
Feb. 21	at Northern Arizona*	3:35 p.m.
Feb. 26	at Idaho State*	6:05 p.m.
Feb. 28	at Weber State*	6:05 p.m.
Mar. 7	Big Sky Quarters	TBA
Mar. 10	Big Sky Semis	TBA
Mar. 11	Big Sky Championship	TBA

All Times Pacific
 ALL CAPS and **BOLD** indicate home games
 All home games and all conference games aired live on www.bigskytv.org
 # Doubleheader with women's basketball
 * Big Sky Conference games

Sacramento State Media Coverage

Sacramento Bee
 Bill Bradley, Sports Editor
 John Schumacher, Beat
 2100 Q Street
 Sacramento, CA 95814
 (916) 441-4100
www.sacbee.com

Associated Press (Sacramento)
 925 L Street #320
 Sacramento, CA 95814
 (916) 448-9555
 FAX (916) 446-2756

Associated Press (San Francisco)
 Greg Beacham, Sports
 303 Second St., Suite 680 North
 San Francisco, CA 94107
 (415) 495-1708
 FAX (415) 495-4967

State Hornet
 Sacramento State
 6000 J Street
 Sacramento, CA 95819-6102
 (916) 278-7248
www.statehornet.com

Roseville Press Tribune
 Tom Kellar, Sports Editor
 188 Cirby Way
 Roseville, CA 95678
 (916) 786-6500
www.rosevillept.com

Auburn Journal
 Todd Mordhorst, Sports Editor
 1030 High Street
 Auburn, CA 95604
 (530) 885-5656
www.auburnjournal.com

KCRA Channel 3 (NBC)
 Del Rodgers, Danny Pommells
 3 Television Circle
 Sacramento, CA 95825
 (916) 325-3765 or 3753
www.kcra.com

KXTV Channel 10 (ABC)
 Bryan May, Ryan Yamamoto
 400 Broadway
 Sacramento, CA 95818
 (916) 321-3373
www.news10.net

KOVR Channel 13 (CBS)
 Arran Anderson
 2713 KOVR Drive
 W. Sacramento, CA 95605
 (916) 374-1301
www.cbs13.com

KUVS Channel 19 (Univision)
 Enrique Gonzalez
 1710 Arden Way
 Sacramento, CA 95815
 (916) 614-1974
www.univision.com

KTXL Channel 40 (FOX)
 Jim Crandell, Mark Demsky
 4655 Fruitridge Road
 Sacramento, CA 95820
 (916) 454-4548
www.fox40.com

Comcast SportsNet California
 4450 E. Commerce Way
 Sacramento, CA 95834
 (866) 804-3504
www.comcastsportsnet.com

KRJV Radio (1240 AM)
 1017 Front Street, 2nd Floor
 Sacramento, CA 95814
 (916) 553-3000
 FAX (916) 553-4310

Sports 1140 KHTK (1140 AM)
 Jason Ross, Sports Director
 5244 Madison Ave.
 Sacramento, CA 95841
 (916) 338-9200
www.khtk.com

KFBK Radio (1530 AM)
 Pat Walsh, Sports Director
 1440 Eithan Way
 Sacramento, CA 95825
 (916) 924-3901
www.kfbk.com



Roster Breakdown

By Position

Guards (8)

Jerome Blockmon, Stephen Calton, Domineek Daniel, Antonio Flaggs, Loren Leath, Jonathan Malloy, Mike Marcial, Jared Stigall

Forwards (5)

Aj Kapanoske, Michael Selling, Donald Thomas, Alex Ward, Aaron Wilson

Centers (3)

Randy Adams, Mike Edwards, Justin Eller

By Class

Seniors (4)

Randy Adams, Stephen Calton, Loren Leath, Donald Thomas

Juniors (11)

Jerome Blockmon, Domineek Daniel, Mike Edwards, Justin Eller, Antonio Flaggs, Aj Kapanoske, Jonathan Malloy, Mike Marcial, Michael Selling, Jared Stigall, Alex Ward

Sophomores (1)

Aaron Wilson

By Height

6-11 (1) – Mike Edwards

6-9 (1) – Aj Kapanoske

6-8 (3) – Randy Adams, Justin Eller, Michael Selling

6-6 (3) – Donald Thomas, Alex Ward, Aaron Wilson

6-5 (1) – Jonathan Malloy

6-3 (2) – Domineek Daniel, Antonio Flaggs

6-2 (2) – Jerome Blockmon, Loren Leath

6-1 (1) – Mike Marcial

5-10 (2) – Stephen Calton, Jared Stigall

Pronunciations

Jerome Blockmon

Jerome BLOCK-mun

Dominique Bukasa

DOM-i-NEEK BOO-kah-SUH

Stephen Calton

STEFF-in CAL-tin

Aj Kapanoske

A.J. KAP-uh-NOSK-ee

Jonathan Malloy

Jonathan MUH-loy

Mike Marcial

Mike MAR-see-ALL

Jared Stigall

Jared STI-gawl

NUMERICAL ROSTER

No.	Name	Pos.	Ht.	Wt.	Cl.	Exp.	Hometown/Previous School
4	Randy Adams	C	6-8	220	Sr.	3V	Moreno Valley, Calif./Redemption Christian
5	Stephen Calton	G	5-10	190	Sr.	JC	Sacramento, Calif./San Joaquin Delta JC
10	Donald Thomas	F	6-6	215	Sr.	2V	Garden Grove, Calif./Daytona Beach JC
12	Jared Stigall	G	5-10	160	Jr.	JC	Sacramento, Calif./American River JC
14	Mike Marcial	G	6-1	180	Jr.	JC	Clovis, Calif./Fresno City JC
20	Domineek Daniel	G	6-3	190	Jr.	JC	Barstow, Calif./Barstow JC
21	Jerome Blockmon	G	6-2	195	Jr.	JC	Venice, Calif./San Joaquin Delta JC
22	Antonio Flaggs	G	6-3	180	Jr.	JC	Pittsburg, Calif./Diablo Valley JC
23	Loren Leath	G	6-2	190	Sr.	3V	Oakland, Calif./Los Angeles Valley JC
25	Aaron Wilson	F	6-6	230	So.	JC	Lodi, Calif./San Joaquin Delta JC
32	Michael Selling	F	6-8	225	Jr.	JC	Folsom, Calif./American River JC
33	Aj Kapanoske	F	6-9	235	Jr.	JC	Corona, Calif./Irvine Valley JC
34	Jonathan Malloy	G	6-5	190	Jr.	JC	Compton, Calif./Oxnard JC
40	Justin Eller	C	6-8	235	Jr.	1V	Yreka, Calif./College of the Siskiyous JC
42	Alex Ward	F	6-6	220	Jr.	JC	Redding, Calif./Shasta JC
50	Mike Edwards	C	6-11	205	Jr.	JC	Tracy, Calif./San Joaquin Delta JC

Head Coach: Brian Katz (First Season)

Assistant Coaches: Terry Battenberg, Brady Bergeson, Dominique Bukasa

Director of Basketball Operations: Travis Okamoto

Team Manager: John Burks

ALPHABETICAL ROSTER

No.	Name	Pos.	Ht.	Wt.	Cl.	Exp.	Hometown/Previous School
4	Randy Adams	C	6-8	220	Sr.	3V	Moreno Valley, Calif./Redemption Christian
21	Jerome Blockmon	G	6-2	195	Jr.	JC	Venice, Calif./San Joaquin Delta JC
5	Stephen Calton	G	5-10	190	Sr.	JC	Sacramento, Calif./San Joaquin Delta JC
20	Domineek Daniel	G	6-3	190	Jr.	JC	Barstow, Calif./Barstow JC
50	Mike Edwards	C	6-11	205	Jr.	JC	Tracy, Calif./San Joaquin Delta JC
40	Justin Eller	C	6-8	235	Jr.	1V	Yreka, Calif./College of the Siskiyous JC
22	Antonio Flaggs	G	6-3	180	Jr.	JC	Pittsburg, Calif./Diablo Valley JC
33	Aj Kapanoske	F	6-9	235	Jr.	JC	Corona, Calif./Irvine Valley JC
23	Loren Leath	G	6-2	190	Sr.	3V	Oakland, Calif./Los Angeles Valley JC
34	Jonathan Malloy	G	6-5	190	Jr.	JC	Compton, Calif./Oxnard JC
14	Mike Marcial	G	6-1	180	Jr.	JC	Clovis, Calif./Fresno City JC
32	Michael Selling	F	6-8	225	Jr.	JC	Folsom, Calif./American River JC
12	Jared Stigall	G	5-10	160	Jr.	JC	Sacramento, Calif./American River JC
10	Donald Thomas	F	6-6	215	Sr.	2V	Garden Grove, Calif./Daytona Beach JC
42	Alex Ward	F	6-6	220	Jr.	JC	Redding, Calif./Shasta JC
25	Aaron Wilson	F	6-6	230	So.	JC	Lodi, Calif./San Joaquin Delta JC



SEASON OUTLOOK



2008-09 SEASON OUTLOOK

Sacramento State enters the season with a brand new coaching staff, four returners and 12 new players

To say that the Sacramento State men's basketball program enters a year of transition would be an understatement. The Hornets begin the 2008-09 season with a brand new coaching staff and 12 new players. In fact, only four players return from last season's squad which finished 4-24 overall and 2-14 in the Big Sky Conference.

The program made its first big move of the offseason by hiring head coach Brian Katz, who compiled a 19-year record of 435-185 (.702 winning percentage) as a junior college head coach. That includes the past 15 seasons (1993-2008), where he led Stockton's San Joaquin Delta College to a 348-138 record, 14 playoff appearances, six conference championships, two Elite Eight appearances and one Final Four appearance.

Katz, who graduated from Sacramento State and has lived in the area for nearly his entire life, was a natural fit as the 13th men's basketball head coach in school history.

"Living in the community for 90 percent of my life, having graduated from Sacramento State, and just having a familiarity with the University and the region made this a very enticing job," Katz said. "I believe the community is untapped in terms of support, I think we can build a very strong homecourt advantage and I know a lot of components

are already in place that add up to this being a very good job."

Katz hit the ground running, signing six players within his first three weeks on the job, while also raising the money to completely remodel the locker room. In addition, Katz quickly assembled his coaching staff which includes Terry Battenberg, Brady Bergeson and Dominique Bukasa. Battenberg, who is also a graduate of Sacramento State, brings 32 years of coaching experience, not to mention he has authored two books on post play.

When the dust settled, Sacramento State had a roster of 16 players. That includes 12 newcomers, each of which are junior college transfers, giving the Hornets a roster breakdown of four seniors, 11 juniors and one sophomore.

"Getting the job so late (April 10), you need to do a year's worth of recruiting in two weeks (the initial signing date last year was April 16)," Katz said. "Beginning the recruiting process so late, I knew we had to get players that could contribute immediately.

"Unfortunately, many of the high school players available that late in the game are not able to contribute right away. I don't have a preference as far as high school or junior college players, except I did for this

particular season. You will see plenty of high school players signed in the future."

The four returners are senior shooting guard **Loren Leath**, senior forward **Donald Thomas**, senior center **Randy Adams** and junior center **Justin Eller**. Leath was the team's leading scorer last season, finishing ninth in the Big Sky with 13.1 points per game. In addition, he already has 1,052 career points, becoming the fourth player in Sacramento State's Div. I history (1991-pres.) to reach 1,000 points.

Eller, who is a team co-captain along with newcomer **Mike Marcial**, was one of four Hornets to appear in all 28 games last season, finishing with 4.8 points and 3.5 rebounds per game. Adams enters his fifth season with the program (redshirt in 2006-07) and averaged 3.7 points and 4.8 rebounds in 20.1 minutes per game last season. In his third year, Thomas, who is always one of the hardest working players on the team, averaged 5.1 points and 2.3 rebounds per game last season. Combined, the four returners averaged 26.7 points per game, or 41 percent of the team's offensive production from last year.

The style of play for this year's team will be much different than Sacramento State fans have grown accustomed to over the years. Since 2000, the Hornets had estab-



lished themselves as an up-tempo, run-and-gun team that tried to use its athleticism to beat the opposition. This year's version will be much different as the team will lean heavier on its post players than in previous seasons. In fact, for the first time in recent memory, the Hornets' roster features five different players who stand 6-8 or taller.

"Offensively, we'll look to break and get early, easy shots," Katz said. "When we don't have that option, we'll be a very structured, post-oriented team. We will develop roles for the right guys to take shots they can make, and as a result, shot selection will be a huge aspect of this team. When it comes to offense, it really doesn't matter what you run, what matters is your shot selection."

Defensively, the Hornets have led the Big Sky in steals each of the last eight years, including an average of 9.0 per game last season. While Katz hopes the number of steals remains high in 2008-09, Sacramento State fans will also see a more physical team than in years past, while employing a man-to-man approach nearly the entire game.

"We will play man-to-man defense 90 percent of the time," Katz said. "We will attempt to contest every shot, and attempt to become a very physical and hard-nosed team that opponents will hopefully find difficult to score against."

Although still a work in progress, one of Katz's first goals was to change the culture and image of Sacramento State basketball as soon as he took the job.

"We need to develop a culture of serving, giving, commitment, work ethic and attitude," Katz said. "Not only do players need to respect each other, they need to respect the community, the student body and their instructors. Most importantly, we need to be respected by others through the way we handle ourselves on and off the floor."

GUARDS

Starters Returning/Lost: 1/2

Letterwinners Returning/Lost: 1/6

The Hornets' roster will boast eight guards, and Leath is the only returning guard from last season's team. Among those eight players, three newcomers will appear at the point (senior **Stephen Calton**, and juniors **Marcial** and **Jared Stigall**) and five players will appear at shooting guard (Leath, and juniors **Jerome Blockmon**, **Domineek Daniel**, **Antonio Flagg** and **Jonathan Malloy**). Daniel, who played his freshman season at

Santa Clara, can practice with the team this year, but cannot play until 2009-10.

Leath has averaged double figures in scoring all three year of his career, and enters 2008-09 with a career scoring average of 12.5 points per game. In addition, the Oakland, Calif., native has hit 179 three-pointers during his tenure and is not afraid to shoot as evidenced by his 1,022 career field goal attempts. Leath also finished tied for fourth in the Big Sky in steals last season at 1.4 per game.

"Loren worked very hard in the offseason to improve his strength and quickness, and I think that will be evident to people that have seen him play before," Katz said. "He has a very high basketball IQ, a good understanding of the game and will make open shots."

Marcial was the starting point guard and team captain the last two years at Fresno City College. He will assume the role of Hornets' co-captain this season. The 6-1, 180-pounder helped lead Fresno City to a 2007 California Community College State Tournament title, back-to-back Central Valley Conference championships, and a combined 62-16 record during his two seasons. He was named the California State Tournament MVP during the team's 2007 title run.


"Mike is an excellent leader and competitor," Katz said. "He is a very intelligent, battle tested player who really understands the game of basketball."

Flagg played at Diablo Valley College in Pleasant Hill, Calif., during his sophomore season (2007-08), and at Humboldt State during his freshman year (2006-07). As a sophomore, he was the team co-captain and second-leading scorer for a DVC squad that won the Big 8 Conference championship with a 26-8 overall record and a 13-1 conference mark.

"Antonio has a good feel for the game and can make open shots," Katz said. "He is one of the more athletic players on the team and he can get to the rim."

Malloy spent his sophomore season at Oxnard College (2007-08) and freshman year at Montana State (2006-07). At Oxnard, he helped lead the Condors to a 17-14 overall record and a 10-2 second-place finish in the Western State Conference's North Division while averaging 14.1 points, 6.9 rebounds, 2.3 assists and 0.9 steals per game.

"Jonathan is extremely long and will be a very good defender," Katz said. "He will score baskets in the open court and makes good decisions on the break."



BRIAN KATZ



SEASON OUTLOOK

Stigall played two years (2006-08) at Sacramento's American River College. He was a first team all-Big 8 Conference selection as a sophomore after averaging 10.8 points, 6.1 assists, 2.9 rebounds and 2.4 steals per game for an ARC team that finished 21-13 overall and third in the conference with a 9-5 record.

"Jared is a very quick guard that makes good decisions," Katz said. "His biggest asset will be his on-ball defense and he will cause problems for our opponents."

Calton and Blockmon are both walk-ons who played for Katz at San Joaquin Delta College and know Katz's system well. Calton played two years (2005-07) at Delta as did Blockmon (2006-08). They were teammates on the 2006-07 squad that finished 22-11 overall and 8-4 in league. Last season, Blockmon averaged 9.0 points and 3.8 rebounds per game while shooting 53.9 percent (97-180) from the field. Calton was a first team all-Big 8 Conference selection in 2006-07 after averaging 10.0 points, 3.3 rebounds and 3.0 assists per game while shooting 54.0 percent from beyond the arc.

"Having played for me at Delta, both Jerome and Stephen have an advantage in terms of knowing our system," Katz said. "Stephen is a very smart player who always makes good decisions, and Jerome is very tough physically. Both players will knock down the open shot."

FORWARDS

Starters Returning/Lost: 0/1

Letterwinners Returning/Lost: 1/3

The five forwards on this year's roster are comprised of Thomas, and juniors **Aj Kapanoske**, **Michael Selling** and **Alex Ward**, and sophomore **Aaron Wilson**. Thomas is the only returner, while Kapanoske, Selling, Wilson and Ward begin their first year as Hornets.

Thomas enters his third season with the program and is coming off a junior year in which he averaged 5.1 points, 2.3 rebounds and 15.2 minutes per game. The Garden Grove, Calif., native shot 41.0 percent (48-117) from the field and scored in double figures five times.

"Donald has worked extremely hard in the offseason on his strength and conditioning," Katz said. "He could be an excellent defender and will make a lot of plays because of his athleticism."

Wilson was the first player signed by Katz, and knows the system well having played for Katz last year at Delta College. The lone underclassman on this year's roster, Wilson, a 6-6, 230-pound forward, averaged 13.5 points, 8.1 rebounds and 30.2 minutes per game last season. He was the second-leading scorer and the leading rebounder for a Delta team that finished the season with a 27-6 overall record and a 12-2 mark in the Big 8 Conference.

"Aaron is a very physically and mentally tough player," Katz said. "He is relentless on the boards with a very good feel for the game."

Selling, who won't play until midseason because of a foot injury, is a 6-8, 225-pound bruiser from Sacramento's American River College. He played two years (2005-06, 2007-08, redshirting in 2006-07) for the Beavers, and was an honorable mention all-Big 8 Conference selection in 2007-08 after averaging 10.8 points and 7.0 rebounds per game while shooting 48.0 percent (143-298) from the field.

"Mike is your classic banger," Katz said. "He is a left-handed player with a nice jump hook. When Mike gets healthy, we expect him to contribute right away."

Kapanoske, who checks in at 6-9, 235 pounds, spent both his freshman (2006-07) and sophomore (2007-08) seasons at Irvine Valley College. Last year, he played for a Laser team that reached the Southern California Regional Finals, finished with a school-record 27-5 record, and three players from the squad were signed to Div. I scholarships. The Corona, Calif., native was the back up center (behind Bryce Webster, who now plays at Utah State) in 2007-08 and posted averages of 3.9 points and 2.1 rebounds per game while shooting 70.3 percent (45-64) from the field.

"Aj is a very physical big man with a nice touch," Katz. "He passes the ball well and has a very high basketball IQ."

Ward, who is a 6-6, 220-pound walk-on from Redding, Calif., spent both his freshman (2006-07) and sophomore (2007-08) seasons at Shasta Junior College. He was an honorable mention all-Golden Valley Conference selection last season after averaging 13.3 points, 6.3 rebounds and 1.0 steals per game while shooting 46.2 percent (146-316) from the field.

"Alex is another player who is very tough physically and mentally," Katz said. "He has a very good feel for the game and

can make open shots."

CENTERS

Starters Returning/Lost: 1/0

Letterwinners Returning/Lost: 2/2

All three centers on this year's squad stand 6-8 or taller, including the 6-8, 235-pound Eller, 6-8, 220-pound Adams, and 6-11, 205-pound Mike Edwards. Adams and Eller are two of the four centers returning from last season's squad, and Edwards is one of four players on this year's roster to have played for Katz at Delta College.

Eller started 17 of 28 games last year as a sophomore in his first season with the Hornets. The Yreka, Calif., native, who got married over the summer, shot 40.8 percent (49-120) from the field and 38 of his 97 rebounds came on the offensive glass. Never shy about diving on the floor for loose balls or making hustle plays, Eller started 15 of the final 16 games last year.


"Justin is another kid who worked very hard in the offseason and he's now much stronger and quicker," Katz said. "He is a very tough kid physically, and as he develops and gets some games under his belt, he could become a very good post player."

In his fifth season with the program, Adams is the longest tenured Hornet. The Moreno Valley, Calif., native started 10 of the first 13 games last season before missing the final 15 games of the year. He averaged 3.7 points, 4.8 rebounds and 20.1 minutes per game, and had at least five rebounds in 10 of the 13 games in which he appeared.

"Randy bought into last summer's strength and conditioning program, and really improved his body physically," Katz said. "He is a very good athlete and I think he is ready to have his best season as a Hornet."

Edwards is the tallest player on the roster by two inches, and uses his 6-11 frame to disrupt opponent's shots. Edwards played two years at Delta College for Katz (2006-08), and averaged 3.1 points and 1.4 rebounds per game while shooting 56.4 percent (22-39) from the field as sophomore. During his two years at Delta, he combined to shoot 65.7 percent (44-67) from the floor.

"Mike potentially gives us a different look in that he is very long, blocks shots and plays above people," Katz said. "He has very good skills and will benefit from having played for me at Delta."



SENIOR DONALD THOMAS

MEET THE TEAM



HEAD COACH BRIAN KATZ



HEAD COACH BRIAN KATZ

Brian Katz begins his first year as head coach of the Sacramento State men's basketball program. He became the 13th men's basketball coach in school history when he was named to the position by Director of Athletics Terry Wanless on April 10, 2008.

A graduate of Sacramento State and a native of Sacramento, Katz's extensive basketball resumé includes a 32-year career as a basketball coach at the NCAA Div. I, junior college and high school levels.

Over the last 19 years – all as a junior college head coach – Katz compiled a 435-185 record (.702 winning percentage) while leading his teams to the playoffs 18 times, including three Sweet 16 appearances, three Elite 8 appearances and one trip to the Final Four. Also during that 19-year span, his teams combined for seven conference championships and he received conference coach of the year accolades seven times.

For his efforts, Katz will be inducted into the California Community College Men's Basketball Coaches Association Hall of Fame in Fresno on March 13, 2009.

He spent the past 15 seasons (1993-2008) as head coach at San Joaquin Delta College in Stockton, where he posted a 348-138 record (.716 winning percentage) and led the team to 14 playoff appearances, six conference championships, two Elite Eight appearances, and one Final Four appearance.

A six-time conference coach of the year at Delta College, Katz guided the team to three conference championships over the last five years and a 130-32 record over that span.

Katz had just one losing season during his tenure at Delta, and that came in his first season (1993-94) when the team posted a 10-19 overall record. However, the very next year (1994-95), the Mustangs more than doubled their win total and finished with a 21-11 mark. From that point on, Delta became one of the top junior college programs in the state, winning at least 22 games 11 times during Katz's final 13 seasons at the helm. The high point came in 2004-05, when the team finished the year 30-2 overall, 14-0 in league, and reached the Final Four before falling to San Bernardino Valley College, 85-84, in double overtime.

Prior to his tenure at Delta College, Katz spent four years (1989-93) at Lassen College in Susanville, Calif., where he led the team to an 87-47 record, four playoff appearances and a league championship. One of those playoff appearances came in 1992 when he guided the team to the Elite Eight despite the school having just 800 students.

In addition, during Katz's junior college head coaching tenure, of the 115 players that finished their sophomore years under his tutelage, 109 of them advanced to four-year institutions – 66 on scholarships.

THE BRIAN KATZ FILE

PERSONAL

Year at Sacramento State: First
Date of Birth: Nov. 17, 1957
Hometown: Sacramento, Calif.
Wife: Lori
Children: Katie (20), Vinny (19), Megan (18), Steven (17) and Jimmy (12)

EDUCATION

Master's: Counseling Psychology
Santa Clara, '89
Bachelor's: English
Sacramento State, '80

COACHING EXPERIENCE

San Joaquin Delta College
Head Coach 1993-08

Lassen College
Head Coach 1989-93

Santa Clara
Assistant Coach 1987-89

Center High School
Head Varsity Coach 1983-87

Casa Roble High School
Head Varsity Coach 1982-83

HEAD COACH BRIAN KATZ



Before entering the junior college head coaching ranks, Katz was an assistant under Carroll Williams at Santa Clara where the team combined for a 40-22 overall record and reached the NIT both seasons during his two-year stay (1987-89).

Previous to his stint with Santa Clara, Katz was the head coach at Antelope's Center High School (1983-87) where he led the team to a four-year combined record of 53-34, including three Sac-Joaquin Section playoff appearances and one league championship. He began his head coaching career at the age of 23 as the varsity coach at Orangevale's Casa Roble High School in 1982-83, becoming the youngest varsity head coach in the state of California.

The 50-year old Katz also spent time at Sylvan Middle School (Citrus Heights, Calif.), and as an assistant at Mesa Verde High School, Casa Roble High School and Grant High School prior to getting his first head coaching stint at Casa Roble.

Katz earned his bachelor's degree in English from Sacramento State in 1980, and his master's degree in counseling psychology from Santa Clara in 1989.

Katz and his wife, Lori, have five children – Katie (20), Vinny (19), Megan (18), Steven (17) and Jimmy (12).



WHAT THEY'RE SAYING ABOUT BRIAN KATZ

"Brian has an outstanding background, and is an experienced and proven coach with great on-floor coaching skills. He is also a very good recruiter, and will do a tremendous job in the community. He will build Sacramento State into what I think will be a very good program in the immediate future. In my opinion, Sacramento State hit a home run with his hiring."

**Ben Howland, Head Coach
UCLA**

"Brian Katz is a veteran and has been in the business for a long time. He automatically brings credibility with all Northern California high school and junior college coaches, and is as committed and dedicated to the coaching profession as anybody you will ever find. He is a homegrown coach who cares about the community and winning at Sacramento State. Brian will build the program into a winner, and enjoy the fruits of his labor on the sidelines for a long time. He is not the type of coach that will get the program going in the right direction, and leave a few years later."

**Bob Williams, Head Coach
UC Santa Barbara**

"I feel like Sacramento State really made a statement with the hiring of Brian Katz. I've watched his teams play over the years and had the opportunity to coach with him. I can tell you he is second to none in terms of his intelligence level and the discipline he brings to a program. The schemes he develops on the basketball floor are always conducive to winning, and I have no doubt he will make Sacramento State into a winner while creating a positive environment for both the fans and players."

**Dick Davey, Associate Head Coach
Stanford**

KATZ'S JUNIOR COLLEGE HEAD COACHING RECORDS

School	Year	Overall		Conference		
		W-L	Pct.	W-L	Pct.	Finish
Lassen College	1989-90	16-16	.500	9-7	.563	2nd
Lassen College	1990-91	21-12	.636	8-7	.533	3rd
Lassen College	1991-92	26-9	.743	13-2	.867	1st
Lassen College	1992-93	24-10	.706	11-4	.733	2nd
San Joaquin Delta College	1993-94	10-19	.345	1-9	.100	6th
San Joaquin Delta College	1994-95	21-11	.656	9-5	.643	3rd
San Joaquin Delta College	1995-96	19-13	.594	9-5	.643	2nd
San Joaquin Delta College	1996-97	23-8	.742	10-4	.714	1st
San Joaquin Delta College	1997-98	24-8	.750	10-4	.714	2nd
San Joaquin Delta College	1998-99	25-8	.758	12-2	.857	2nd
San Joaquin Delta College	1999-00	30-5	.857	14-0	1.000	1st
San Joaquin Delta College	2000-01	23-9	.719	12-2	.857	1st
San Joaquin Delta College	2001-02	26-10	.722	10-4	.715	3rd
San Joaquin Delta College	2002-03	17-15	.531	7-7	.500	4th
San Joaquin Delta College	2003-04	22-6	.786	12-2	.857	1st
San Joaquin Delta College	2004-05	30-2	.938	14-0	1.000	1st
San Joaquin Delta College	2005-06	29-7	.806	10-2	.833	1st
San Joaquin Delta College	2006-07	22-11	.667	8-4	.667	2nd
San Joaquin Delta College	2007-08	27-6	.818	12-2	.857	2nd
Totals	19 years	435-185	.702	191-74	.721	---





ASSISTANT COACHES



TERRY BATTENBERG

Assistant Coach • First Season • Sacramento State, '68

Entering his first season on Sacramento State's coaching staff, Terry Battenberg brings 32 years of basketball coaching experience to the Hornets, which include stops at the Div. I, NAIA, junior college and high school levels. At Sacramento State, he will work with the post players, assist with recruiting and serve as the team's liaison with alumni.

The author of two books on post play and a graduate of Sacramento State, Battenberg's coaching career began in 1967, and has seen him direct four different Sacramento-area high schools to league championships (12 titles in 22 years as a high school coach). In addition, he was an assistant under Hall of Fame coach Ralph Miller at Oregon State in 1971-72, head coach at Montana Tech from 1972-76, and assistant coach at American River College from 1980-83 before taking over the head coaching duties at ARC in 1983-84.

As California's youngest head coach at the age of 22 (in 1968-69), he began his high school head varsity coaching career with a 26-2 record at Carmichael's Jesuit High School, and concluded in 2006-07 with a 27-2 record at Union Mine High School.

He spent the first four years of his coaching career at Jesuit (1967-71) where he led the team to league championships each season - one junior varsity title in 1968, and three varsity titles. After his stops at Oregon State and Montana Tech, Battenberg jumped back into the high school ranks in 1976 when he took over the head coaching duties at Placerville's El Dorado High School. He promptly led the team to three league championships during his four-year tenure at El Dorado (1976-80), including a school-best 26-8 record during the 1979-80 season.

Battenberg then spent four years at Sacramento's American River College (including a 19-9 record and playoff appearance in 1983-84) before taking over the head coaching duties at Shingle Springs' Ponderosa High School in 1988. During his seven-year tenure at Ponderosa (1988-94, 1995-96), he guided the team to three league titles and five playoff appearances. His most recent head coaching stint took place at Union Mine High School (2000-07) near Placerville, where he led the team to two league championships and five playoff appearances.

During his high school head coaching career, he coached 21 all-league post players, and three in his five years as a collegiate head coach.

A graduate of Sacramento State in 1968 with a degree in physical education (minor in mathematics), Battenberg also received a master's degree in physical education from Oregon State in 1971. He is the author of two books on post play, *The Complete Book of Basketball Post Play* (published in 1978) and *Power Post Play* (published in 2007). He has spoken at numerous clinics and conducted camps all over the Western United States.

Battenberg and his wife, Barbara, have three sons, Bill (36), Eric (25) and Andrew (22).



BRADY BERGESON

Assistant Coach • First Season • Chapman, '00

Brady Bergeson enters his first season on Sacramento State's coaching staff after spending the past six years as an assistant at Metro State - the last two as the team's top assistant. With the Hornets, he will serve as the team's academic and recruiting coordinator while also working with the guards.

During his six seasons at Metro State, the team combined to post a 157-38 overall record and a 93-21 conference mark, including five NCAA Div. II Tournament appearances, four Rocky Mountain Athletic Conference Tournament championships and a pair of North Central Regional titles.

The team won at least 19 games every season during his tenure, including 32-3 overall record, a 19-0 mark in the RMAC and a Final Four appearance in 2003-04. Bergeson coached under (current Arizona associate head coach) Mike Dunlap (2002-06) and Brannon Hays (2006-08) at Metro State, where he oversaw recruiting, travel, scouting, summer camps and the mentoring program.

Prior to his tenure at Metro State, Bergeson was the assistant coach for the boys varsity basketball team at Tustin High School (California) from 2000-02, where he helped coach the team to playoff appearances each season. He also spent one year (2001-02) as the head coach for the junior varsity boys basketball team at Tustin.

A native of Longview, Wash., Bergeson played four years of college basketball at Chapman University (Orange, Calif.) where he served as the team's point guard. Chapman posted a 66-34 combined record during his four seasons, and he was the University's Student-Athlete of the Year and team captain during his senior year (1999-00).

Bergeson, 30, earned his master's degree in negotiation, conflict resolution and peacebuilding from Cal State Dominguez Hills in 2007. He graduated with Cum Laude and Gray Key honors from Chapman in 2000 where he received his bachelor's degree in psychology.



DOMINIQUE BUKASA

Assistant Coach • First Season • Sonoma State, '99

Dominique Bukasa enters his first season on Sacramento State's coaching staff after spending the last two years as an assistant at Fresno City College. He will work with the Hornets' post players and serve as the team's travel coordinator, while also assisting with recruiting.

Bukasa, who brings seven years of coaching experience to the Hornets, worked on a Fresno City College coaching staff that produced a 2007 California Community College State Tournament championship, back-to-back Central Valley Conference titles, and a 62-16 combined record.

Prior to Fresno City, he spent one season as an assistant at the College of Siskiyous (2005-06) where he helped coach the Eagles to a No. 1 ranking in the state for nine consecutive weeks. That marked the first time in school history that College of Siskiyous had received a top ranking in the state.

Bukasa was also an assistant at Petaluma's Casa Grande High School, where he helped guide the team to a 25-4 overall record and the 2003 league championship.

After playing three years at Sonoma State (1997-00) where he was part of a nationally ranked team that set the school record for victories (20 in 1998-99), Bukasa had a highly successful career overseas. He played four years of professional basketball in Belgium (2000-01, 2002-03) and France (2001-02, 2003-04), where he was a four-time all-league selection and helped Jupille to a 2nd Division Belgium national championship in 2001.

During his time overseas, he also coached under-16 and under-12 club teams from 2000-03. Bukasa finished the 2001-02 season in France, came back to the United States to be an assistant at Casa Grande for the 2002-03 high school season, and went back overseas to finish his professional career.

From 2001-07, he was involved with the 1% Club, a summer program that trains high school and collegiate basketball players in the Santa Rosa area. Ten players he helped train with the 1% Club went on to sign Div. I scholarships, including Angelo Tsagarakis (Oregon State) and Josh Akognon (Cal State Fullerton).

Bukasa graduated from Sonoma State in 1999 with a degree in history, and a minor in political science. He graduated in July of 2008 with a master's degree in kinesiology from Fresno Pacific.



TRAVIS OKAMOTO

Director of Basketball Operations • First Season • Sacramento State, '02

A graduate of Sacramento State, Travis Okamoto begins his first season with the Hornets as the team's director of basketball operations. He enters his third year on head coach Brian Katz's staff, as Okamoto was an assistant under Katz at San Joaquin Delta College the past two seasons.

At Delta, Okamoto was in charge of working with the guards and assisting with recruiting, scouting and academics. During his two seasons at Delta (2006-07 and 2007-08), the team combined to post a 49-17 overall record and a 20-6 mark in the Big 8 Conference. The Mustangs won at least 22 games and finished second in the conference both years during Okamoto's tenure.

Prior to his two-year stint at Delta, Okamoto had six years of coaching experience at Sacramento's Florin High School. From 2003-06, he worked for Marcus McGhee as an assistant with the men's varsity team. He also coached at Florin during the 2000-01 (assistant men's varsity coach), 1999-00 (head junior varsity men's coach) and 1998-99 (head freshman men's coach) seasons.

From 1994-98, Okamoto was a team manager at Elk Grove High School under head coach Todd Reiswig.

Okamoto graduated from Sacramento State in 2002 with a degree in intercultural and international communications. He recently obtained his teaching credential (English) from National University.

MEN'S BASKETBALL SUPPORT STAFF



Ryan Bjork
Media Relations



John Burks
Team Manager



Carter Mattice
Equipment



Adam Primas
Marketing



Joe Ramos
Athletic Training



Scott Salwasser
Strength & Cond.



T-Anté Sims
Ticket Manager



Steve Tebbs
Facilities



RETURNERS



4

CAREER HIGHS

POINTS

8, Two Times
Last vs. Simpson (11-12-07)

FIELD GOALS MADE

4 vs. William Jessup
Jan. 25, 2005

FIELD GOALS ATTEMPTED

7 vs. Simpson
Nov. 12, 2007

THREE-POINTERS MADE

None

THREE-POINTERS ATTEMPTED

1 at UC Davis
Nov. 30, 2005

FREE THROWS MADE

6 vs. William Jessup
Dec. 4, 2007

FREE THROWS ATTEMPTED

8, Two Times
Last vs. William Jessup (12-4-07)

REBOUNDS

9 vs. William Jessup
Dec. 4, 2007

ASSISTS

1, Ten Times
Last at Eastern Wash. (1-5-08)

BLOCKED SHOTS

1, Thirteen Times
Last at Eastern Wash. (1-5-08)

STEALS

3 at Fresno State
Dec. 11, 2004

MINUTES

27, Two Times
Last at San Francisco (11-17-07)

RANDY ADAMS

Fwd • 6-8 • 220 • Sr. • Moreno Valley, Calif. • Redemption Christian Academy

2007-08 Season

Appeared in the team's first 13 games of the season, starting 10 of those contests...was ineligible the final 15 games of the year...averaged 3.7 points, 4.8 rebounds and 20.1 minutes per game...29 of his 62 rebounds came on the offensive glass...had at least five rebounds in 10 of the 13 games in which he appeared...finished the season with nine steals.

2006-07 Season

Used his redshirt season.

2005-06 Season

Appeared in all 30 games, including 15 starts...averaged 0.6 points and 1.4 rebounds in 7.7 minutes of play...received a career-high 27 minutes of playing time in the Hornets' first game of the season against Samford...received double figures in minutes during seven of the first eight games of the season...however, he played double-figure minutes in two of the final 22 games...posted a season-high six rebounds in an overtime victory over Southern.

2004-05 Season

One of five Hornets to appear in all 28 games, including two starts...shot 52.9 percent (18-34) from the field, the second-best mark on the team...nearly half of his 67 rebounds came on the offensive glass (31 offensive, 36 defensive)...averaged one rebound every 3.8 minutes of playing time, easily the best mark on the team...after missing his first seven field-goal attempts of the year, Adams knocked down 18 of his final 27 shots from the floor (.667)...in 11 minutes at Fresno State, Adams tallied six points and season highs in rebounds (9) and steals (3).

High School

A 2004 graduate of Redemption Christian Academy in Troy, N.Y...played two years at Redemption Christian (2002-03, 2003-04)...also played four years (1998-02) for Moreno Valley's Canyon Springs High School in California...averaged 17.8 points, 9.5 rebounds, 2.5 blocked shots and 1.0 steal per game for Redemption during the 2003-04 season...at Moreno Valley High School, Adams was the starting power forward for the Cougars' team which won the Ivy League championships during his senior season (2001-02)...averaged 10.0 points, 9.6 rebounds and 1.8 blocked shots per game.

Personal

Born Sept. 14, 1984 in Compton, Calif...son of Torya McCracklin...a psychology major...played two years of club basketball for Inland (2001-02)...eight of his teammates from Inland played Div. I basketball, including former Hornet teammate Justin Williams.






Randy Adams' Career Statistics

year	gp-gs	min-avg	total		3-pointers		ft-fta	pct	off-def	rebounds		pf	fo	a	to	blk	st	pts-avg
			fg-fga	pct	fg-fga	pct				tot	avg							
04-05	28-2	255-9.1	18-34	.529	0-0	.000	10-29	.345	31-36	67	2.4	41	0	3	16	4	6	46-1.6
05-06	30-15	232-7.7	7-19	.368	0-1	.000	4-8	.500	16-26	42	1.4	27	0	3	9	6	5	18-0.6
06-07	-----DNP-----																	
07-08	13-10	261-20.1	16-49	.327	0-0	.000	16-25	.640	29-33	62	4.8	29	0	4	13	3	9	48-3.7
totals	71-27	748-10.5	41-102	.402	0-1	.000	30-62	.484	76-95	171	2.4	97	0	10	38	13	20	112-1.6



RETURNERS



40

CAREER HIGHS

POINTS

12 vs. Simpson
Nov. 12, 2007

FIELD GOALS MADE

4, Three Times
Last at Montana St. (2-17-08)

FIELD GOALS ATTEMPTED

9, Two Times
Last vs. CS Bakersfield (1-15-08)

THREE-POINTERS MADE

None

THREE-POINTERS ATTEMPTED

1, Seven Times
Last at Montana (2-14-08)

FREE THROWS MADE

6 at Eastern Washington
Jan. 5, 2008

FREE THROWS ATTEMPTED

8, Two Times
Last vs. William Jessup (12-4-07)

REBOUNDS

8 vs. Cal State Bakersfield
Jan. 15, 2008

ASSISTS

1, Five Times
Last at Weber State (1-23-08)

BLOCKED SHOTS

2, Two Times
Last vs. So. Utah (11-14-07)

STEALS

3 vs. Simpson
Nov. 12, 2007

MINUTES

25 vs. Idaho State
Feb. 28, 2008

JUSTIN ELLER

C • 6-8 • 235 • Jr. • Yreka, Calif. • College of the Siskiyous • Yreka HS

2007-08 Season

One of four Hornets to appear in all 28 games, including 17 starts during his first season with the Green and Gold...started 15 of the final 16 games of the season...averaged 4.8 points, 3.5 rebounds and 0.5 steals per game...shot 40.8 percent (49-for-120) from the field...38 of his 97 rebounds came on the offensive glass...scored in double figures twice, including 10 points and seven rebounds at Eastern Washington...had seven points and eight rebounds against Cal State Bakersfield...season high of 12 points came against Simpson...had at least four rebounds in 15 games.

Junior College


Spent the 2006-07 season playing for the College of the Siskiyous in Weed, Calif...a first team all-Golden Valley Conference selection after taking a redshirt in 2005-06...in 2006-07, he averaged 17.7 points, 8.0 rebounds, 1.8 blocked shots and 0.5 steals per game while shooting 45.1 percent (156-346) from the floor...also knocked down 20 three-pointers during the year and averaged 7.5 free throw attempts per game...buried 127 of his 195 free throw attempts (65.1 percent), including knocking down at least 10 freebies in three games during the season...scored in double figures in all but four of the 26 games he appeared, including 11 games with at least 20 points...over his final 13 games of the season, he averaged 21.8 points and 8.7 rebounds...that included back-to-back 30-point games against Columbia Junior College (33 points, 13 rebounds) and Sierra Junior College (30 points, 11 rebounds).

High School

A 2005 graduate of Yreka High School in Yreka, Calif...played four sports for the Miners, including four years of basketball and football, three years of baseball and two seasons of track and field...in basketball, he was a two-time first team all-Northern Athletic League selection during both his junior and senior seasons...also a third team all-Northern Section choice as a senior...averaged 17.2 points, 12.1 rebounds and 2.1 blocked shots per game during his senior season...scored 29 points and grabbed 27 rebounds in a game against Central Valley High School during his senior season...nominated for Siskiyou County Athlete of the Year in 2005.

Personal

Born July 23, 1987...parents are Neal and Karen Eller...an English major with a minor in History...has a 3.05 gpa...would like to become a college English professor...married the former Shannon White on Aug. 30, 2008.





Justin Eller's Career Statistics

year	gp-gs	min-avg	total		3-pointers		ft-fta	pct	off-def	rebounds		pf	fo	a	to	blk	st	pts-avg
			fg-fga	pct	fg-fga	pct				tot	avg							
07-08	28-17	515-18.4	49-120	.408	0-7	.000	36-63	.571	36-63	97	3.5	65	1	5	36	10	14	134-4.8
totals	28-17	515-18.4	49-120	.408	0-7	.000	36-63	.571	36-63	97	3.5	65	1	5	36	10	14	134-4.8



RETURNERS



23

CAREER HIGHS

POINTS

28, Two Times
Last vs. UC Davis (11-25-06)

FIELD GOALS MADE

11 vs. William Jessup
Nov. 22, 2006

FIELD GOALS ATTEMPTED

22 vs. Montana State
Jan. 10, 2008

THREE-POINTERS MADE

6, Four Times
Last vs. Simpson (11-12-07)

THREE-POINTERS ATTEMPTED

13, Three Times
Last vs. CS Bakersfield (1-15-08)

FREE THROWS MADE

8 vs. Montana
Jan. 12, 2008

FREE THROWS ATTEMPTED

9, Two Times
Last vs. Montana (1-12-08)

REBOUNDS

7, Two Times
Last vs. Montana St. (1-10-08)

ASSISTS

4 vs. William Jessup
Nov. 22, 2005

BLOCKED SHOTS

1, Nine Times
Last vs. Eastern Wash. (2-7-08)

STEALS

4, Two Times
Last at Weber State (1-23-08)

MINUTES

37 vs. William Jessup
Dec. 4, 2007

LOREN LEATH

G • 6-2 • 190 • Sr. • Oakland, Calif. • Los Angeles Valley JC • Grover Cleveland HS

2007-08 Season

Appeared in all 28 games, including 24 starts...led the team with averages of 13.1 points, 1.9 three-pointers and 1.4 steals per game...that included 19 double figure point efforts...among Big Sky leaders, he was tied for fourth in steals, ninth in scoring and 10th in three-pointers...has 1,052 career points, becoming just the fourth Sacramento State player to score 1,000 points since the program joined the Div. I ranks in 1991-92...led the team in scoring 13 times, including nine games with 19 points or better...was averaging 15.6 points through the first 19 games...however, he averaged just 7.9 points during the final nine games...scored 21 points or better in five of the team's first nine games of the season...in the Sacramento State Div. I career record book, Leath ranks first in three-pointers (179) and three-pointers attempted (515), fourth in points, and 10th in steals (84).

2006-07 Season

Appeared in all 29 games, including 13 starts...finished second on the team with 12.8 points per game...also led the team with 72 three-pointers in 200 attempts (.360)...the 72 three-pointers are the third most in Sacramento State Div. I (1991-pres.) single-season history...his overall field goal percentage (.360) matched his three-point field goal percentage (.360)...his 389 field goal attempts (140-389) were 59 more than any other player on the team...among Big Sky Conference leaders, he ranked fifth in three-pointers (2.5 per game), 15th in three-point field goal percentage and 16th in scoring...had five games with at least 20 points, including back-to-back games with a career-high 28 points against William Jessup (Nov. 22) and UC Davis (Nov. 25)...scored in double figures 18 times.

2005-06 Season

Received honorable mention all-Big Sky Conference honors after averaging 11.6 points, 2.0 three-pointers and 2.0 rebounds per game...became the first Hornet freshman to garner all-conference honors since 1998-99...after missing the first three games of the season to injury, Leath quickly became the Hornets' sixth man, scoring in double figures 15 times...scored at least 20 points on six occasions...that included 20 points to lead the Hornets in the Big Sky Tournament semifinals at Northern Arizona...finished seventh in the league with an average of 2.04 three-pointers per game...his 314 points were the most by a Hornet freshman during the Div. I era.

Junior College

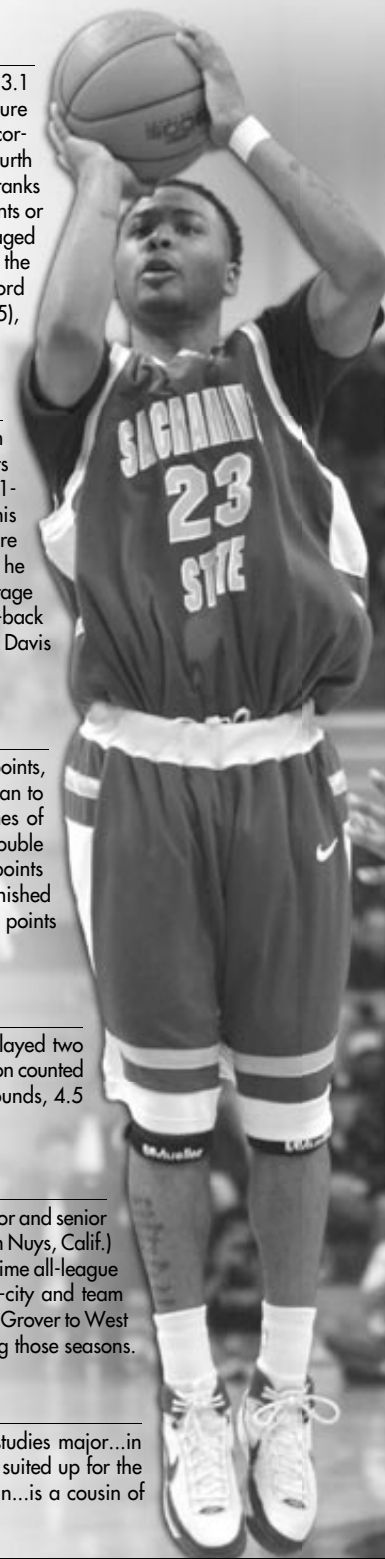
Spent his freshman season (2004-05) at Los Angeles Valley Junior College...played two games before suffering an Achilles injury...because of the injury, the 2004-05 season counted as his redshirt year...in those two games, Leath averaged 31.0 points, 5.0 rebounds, 4.5 steals and 3.5 assists per game.

High School

A 2004 graduate of Grover Cleveland High School in Reseda, Calif...spent his junior and senior seasons at Grover Cleveland, his sophomore year at Birmingham High School (Van Nuys, Calif.) and his freshman year at Bishop O'Dowd High School (Oakland, Calif.)...a four-time all-league selection, Leath was named first team all-West Valley Conference, all-area, all-city and team co-MVP as a senior after averaging 18.5 points and 8.0 rebounds per game...led Grover to West Valley League titles both years, and the team combined for a 44-9 record during those seasons.

Personal

Born July 8, 1986...son of Brian Leath and Rose Geddes...a communication studies major...in 2001, he played AAU basketball for the Oakland Soldiers...other players who suited up for the Soldiers that year included LeBron James and former Hornet DaShawn Freeman...is a cousin of former Sacramento State basketball player Jameel Pugh.






Loren Leath's Career Statistics

year	gp-gs	min-avg	total		3-pointers		ft-fta	pct	off-def	rebounds		pf	fo	a	to	blk	st	pts-avg
			fg-fga	pct	fg-fga	pct				tot	avg							
05-06	27-0	619-22.9	112-261	.429	55-146	.377	35-39	.897	11-43	54	2.0	54	0	25	29	5	24	314-11.6
06-07	29-13	716-24.7	140-389	.360	72-200	.360	19-30	.633	24-25	49	1.7	46	0	23	35	3	22	371-12.8
07-08	28-24	762-27.2	125-372	.336	52-169	.308	65-88	.739	22-56	78	2.8	51	0	27	59	1	38	367-13.1
totals	84-37	2097-25.0	377-1022	.369	179-515	.348	119-157	.758	57-124	181	2.2	151	0	75	123	9	84	1052-12.5



RETURNERS



10

CAREER HIGHS

POINTS

16 at San Francisco
Nov. 17, 2007

FIELD GOALS MADE

6 at San Francisco
Nov. 17, 2007

FIELD GOALS ATTEMPTED

10, Two Times
Last at Oregon (12-11-07)

THREE-POINTERS MADE

2 vs. Weber State
March 3, 2008

THREE-POINTERS ATTEMPTED

4 vs. Weber State
March 3, 2008

FREE THROWS MADE

4, Four Times
Last vs. Santa Clara (11-25-07)

FREE THROWS ATTEMPTED

6, Two Times
Last at No. Arizona (2-21-08)

REBOUNDS

8 at Pacific
Nov. 21, 2007

ASSISTS

3 vs. Santa Clara
Nov. 25, 2007

BLOCKED SHOTS

1 at Idaho State
Jan. 25, 2008

STEALS

2, Three Times
Last at Portland State (1-3-08)

MINUTES

28 vs. Santa Clara
Nov. 25, 2007

DONALD THOMAS

F • 6-6 • 215 • Sr. • Garden Grove, Calif. • Daytona Beach JC • Pacifica HS

2007-08 Season

Played in 26 games, including three starts...averaged 5.1 points, 2.3 rebounds and 15.2 minutes per game...shot 41.0 percent (48-117) from the field...scored in double figures four times during a six-game stretch from Nov. 17-Dec. 11...that run included a career-high 16 points at San Francisco, 12 against Santa Clara, and 11 vs. both Stanford and Oregon...also had six points and a career-high eight rebounds at Pacific...had five double-figure scoring efforts, including 11 points in the season finale against Weber State.

2006-07 Season

Appeared in 25 games, including one start...averaged 1.6 points and 0.9 rebounds in 5.3 minutes per game...recorded the team's best percentage from the free throw line, shooting his freebies at a .923 clip (12-13)...missed his first free throw attempt of the season (Nov. 12 at New Mexico) before knocking down each of his last 12 attempts...made 4 of his 11 three-point attempts (.364)...had a season-high nine points against Bethany, and added seven points vs. William Jessup...11 of his 23 rebounds came on the offensive glass.

Junior College

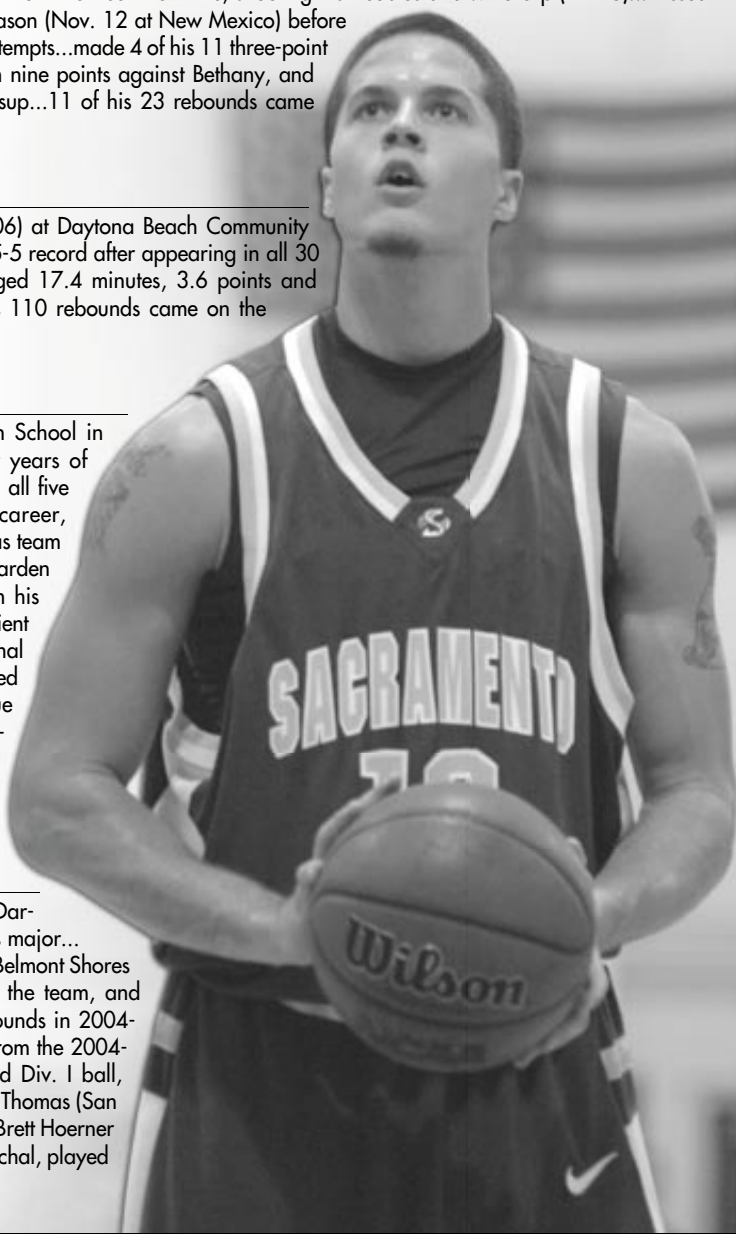
Spent his freshman season (2005-06) at Daytona Beach Community College...helped the Falcons to a 25-5 record after appearing in all 30 games, including 16 starts...averaged 17.4 minutes, 3.6 points and 3.7 rebounds per game...44 of his 110 rebounds came on the offensive glass.

High School

A 2005 graduate of Pacifica High School in Garden Grove, Calif...played four years of basketball for the Mariners...played all five positions during his high school career, primarily at small forward...served as team captain and was a first team all-Garden Grove League selection during both his junior and senior seasons...also recipient of all-CIF section honors during his final two years (first team as a senior)...led Pacifica to a Garden Grove League championship as a junior after averaging 17.0 points and 9.0 rebounds per game...posted 18.0 ppg and 9.0 rpg as a senior.

Personal

Born June 24, 1987...parents are Darryl and Rosalie Johnson...a business major...played two years (2003-05) for the Belmont Shores AAU team...starting swingman for the team, and averaged 12.0 points and 7.0 rebounds in 2004-05...many of Donald's teammates from the 2004-05 squad are playing/have played Div. I ball, including Jamal Boykin (Duke), Matt Thomas (San Diego State), Joe Ford (Pacific) and Brett Hoerner (San Diego State)...twin brother, Mychal, played basketball at San Francisco State.





Donald Thomas' Career Statistics

year	gp-gs	min-avg	total		3-pointers		ft-fta	pct	rebounds			pf	fo	a	to	blk	st	pts-avg
			fg-fga	pct	fg-fga	pct			off-def	tot	avg							
06-07	25-1	132-5.3	12-40	.300	4-11	.364	12-13	.923	11-12	23	0.9	5	0	6	6	0	2	40-1.6
07-08	26-3	394-15.2	48-117	.410	8-30	.267	28-52	.538	26-34	60	2.3	34	0	16	28	1	16	132-5.1
totals	51-4	526-10.3	60-157	.382	12-41	.293	40-65	.615	37-46	83	1.6	39	0	22	34	1	18	172-3.4



NEWCOMERS



21

JEROME BLOCKMON

G • 6-2 • 195 • Jr. • Venice, Calif. • San Joaquin Delta JC • Venice HS

Junior College

Played two years (2006-08) at San Joaquin Delta College for Brian Katz...during his two years at Delta, the team combined to go 49-17 overall and 20-6 in the Big 8 Conference...last year, he averaged 9.0 points and 3.8 rebounds per game while shooting 53.9 percent (97-180) from the field and 53.6 percent (30-56) from beyond the three-point line...as a freshman in 2006-07, he averaged 5.0 points and 3.7 rebounds per game...during his two seasons at Delta, he combined to shoot 57.3 percent (145-253) from the field and 54.7 percent (41-75) from the three-point line.

High School

A 2004 graduate of Venice High School in California...played four years of basketball, and one season of football...had 28 points, 10 rebounds, five assists and hit the game-winning shot in overtime against Hamilton High School as a sophomore.

Personal

Born June 5, 1986...parents are Kendra Moore and Jerome Blockmon, Sr...majoring in communication studies.



5

STEPHEN CALTON

G • 5-10 • 190 • Sr. • Sacramento, Calif. • San Joaquin Delta JC • Foothill HS

Junior College

Played two years at San Joaquin Delta College for Brian Katz (2005-07)...a first team all-Big 8 Conference selection in 2006-07 after averaging 10.0 points, 3.3 rebounds and 3.0 assists per game while shooting 54.0 percent (47-87) from beyond the three-point line...that team finished 22-11 overall and 8-4 in league...helped the Mustangs to a co-conference championship during the 2005-06 season after the team finished 29-7 overall and 10-2 in league.

High School

A 2004 graduate of Sacramento's Foothill High School...played four years of both basketball and football...in basketball, he was a member of three straight Capital Valley Conference championship teams (2002, 2003, 2004)...that included a pair of Div. III Sac-Joaquin Section championships (2002, 2003) and the Div. III state title in 2003...the 2002-03 team finished the season with a 34-2 record...a first team all-conference selection as a senior in both basketball and football...also a member of three straight conference championship winning football teams (2002, 2003, 2004).

Personal

Born Sept. 18, 1986...parents are William Quinney and Sharon Calton...a communication studies major.



20

DOMINEEK DANIEL

G • 6-3 • 190 • Jr. • Barstow, Calif. • Barstow JC • Barstow HS

Prior to Sacramento State

Played the 2007-08 season at Barstow Community College, and the 2005-06 season at Santa Clara...redshirted during the 2006-07 season...last season at Barstow, he averaged 11.0 points, 3.2 rebounds and 1.0 steals per game while shooting 50.3 percent (82-163) from the field and 37.5 percent (21-56) from the three-point line...in 2005-06 while playing for Santa Clara, he averaged 2.3 points and 0.9 rebounds in 5.4 minutes per game...scored 17 points in 19 minutes at San Francisco, going 7-for-9 from the field with two rebounds, two steals and a blocked shot.

High School

A 2005 graduate of Barstow High School...played four years of basketball at four different positions (shooting guard, both forward positions and center)...as a senior, he helped lead Barstow to a 21-7 record, the Desert Sky League championship and a second round appearance in the CIF Southern Section Div. III playoffs...that season, he was named the league MVP and second team all-CIF after averaging 14.6 points, 8.0 rebounds and 4.0 assists per game...participated in the High Desert All-Star Game and was selected the event's co-Most Outstanding Player.

Personal

Born April 29, 1987...parents are Everett and Irene Daniel...a communication studies major.



50

MIKE EDWARDS

C • 6-11 • 205 • Jr. • Tracy, Calif. • San Joaquin Delta JC • Tracy HS

Junior College

Played two years at San Joaquin Delta College for Brian Katz (2006-08)...named the team's most improved player as a sophomore after averaging 3.1 points and 1.4 rebounds per game while shooting 56.4 percent (22-39) from the field...during his two years at Delta, he combined to shoot 65.7 percent (44-67) from the floor...also during his time at Delta, the team combined to go 49-17 overall and 20-6 in the Big 8 Conference.

High School

A 2005 graduate of Tracy High School in Tracy, Calif...played four years of basketball at both the forward and center positions...during his senior season, he averaged 9.6 points, 7.6 rebounds and 3.1 blocked shots per game...his 85 blocks that season led the state...also shot 47.7 percent (104-218) from the field...an honorable mention all-San Joaquin Athletic Association selection during each of his final three seasons.

Personal

Born April 5, 1987...mother is Deborah Bowie...a communication studies major...played two years of club basketball for the Tracy Flight.



NEWCOMERS



22

ANTONIO FLAGGS

G • 6-3 • 180 • Jr. • Pittsburg, Calif. • Diablo Valley JC • Mount Diablo HS

Prior to Sacramento State


Played at Diablo Valley College in Pleasant Hill, Calif. during his sophomore season (2007-08), and at Humboldt State during his freshman year (2006-07)...as a sophomore, he was the team co-captain and second-leading scorer for a DVC squad that won the Big 8 Conference championship with a 26-8 overall record and a 13-1 conference mark...averaged 12.9 points, 2.6 rebounds, 2.9 assists and 0.9 steals per game while shooting 41.2 percent (140-340) from the field, 37.6 percent (73-194) from the three-point line and 74.8 percent (86-115) from the free throw line...at Humboldt State in 2006-07, he played in 17 games for a team that finished 26-4 overall and won the California Collegiate Athletic Association (CCAA) championship with a 19-3 record.

High School

A 2006 graduate of Mount Diablo High School in Concord, Calif., where he was a four-year member of the varsity squad...a three-time all Diablo Foothill League selection (first team as junior and senior)...during his senior season (2005-06), he led the league with an average of 26.0 points per game...as a junior, he was the second-leading scorer in the league (17.1 points per game) while also averaging 5.0 rebounds, 5.0 assists, 3.0 steals and 2.0 blocked shots per game.

Personal

Born Sept. 7, 1988...parents are William and Jacquelyn Flaggs...a psychology major.



33

AJ KAPANOSKE

F • 6-9 • 235 • Jr. • Corona, Calif. • Irvine Valley JC • Lutheran HS

Junior College

Spent both his freshman (2006-07) and sophomore (2007-08) seasons at Irvine Valley College...last year, he played for a Laser team that reached the Southern California Playoff Regional Finals, finished with a school-record 27-5 record, and three players from the squad were signed to Div. I scholarships...Kapanoske was the back up center (behind Bryce Webster, who signed at Utah State) in 2007-08 and posted averages of 3.9 points and 2.1 rebounds per game while shooting 70.3 percent (45-64) from the field...as a freshman at Irvine Valley, Kapanoske started 18 of 27 games while averaging 5.6 points and 4.6 rebounds per game...shot 51.9 percent (55-106) from the field, and scored in double figures six times.

High School

A 2006 graduate of Lutheran High School in Orange, Calif., where he helped lead the team to a 21-9 overall record, an Empire League championship and a CIF Southern Section semifinal appearance during his senior season (2005-06)...that year, he was an all-league selection after averaging 9.9 points, 5.3 rebounds and a league-leading 1.2 blocked shots per game while shooting 54.9 percent (72-131) from the field.

Personal

Born May 11, 1988...parents are Gerald and Teri Ann Kapanoske...a communication studies major.



34

JONATHAN MALLOY

G • 6-5 • 190 • Jr. • Compton, Calif. • Oxnard JC • Centennial HS

Prior to Sacramento State

Spent his sophomore season at Oxnard College (2007-08) and freshman year at Montana State (2006-07)...at Oxnard, he helped lead the Condors to a 17-14 overall record and a 10-2 second-place finish in the Western State Conference's North Division...that season, he averaged 14.1 points, 6.9 rebounds, 2.3 assists and 0.9 steals per game while shooting 39.0 percent (146-374) from the field and 68.4 percent (104-152) from the free throw line...averaged 5.1 trips to the free throw line per game, and among team leaders, ranked first in free throws made (104) and attempted (152), second in assists (68), rebounds (207) and field goals made (146), and third in points (424) and steals (27)...scored in double figures in 22 of 30 games, including a season-high 33 points against Cuesta College...played sparingly for Montana State as a freshman, averaging 3.8 minutes, 0.2 points and 0.9 rebounds per game.

High School

A 2006 graduate of Centennial High School in Compton, Calif...played four years of basketball for the Apaches...helped lead the team to a Div. III state championship in 2004 and a CIF championship in 2006...a first team all-league selection as a senior.

Personal

Born on Dec. 27, 1987...guardians are Louis and Nell Brown...majoring in communication studies...played from 2004-06 for the Lamar Odom I Can All-Stars in Compton.



14

MIKE MARCIAL

G • 6-1 • 180 • Jr. • Clovis, Calif. • Fresno City JC • Clovis HS

Junior College

Played two years (2006-08) for Fresno City College...starting point guard and team captain both years for a Fresno City College squad that won the 2007 California Community College State Tournament, back-to-back Central Valley Conference championships, and combined for a 62-16 record during his two seasons...named the Central Valley Conference MVP and California State Tournament MVP in 2007...a first team all-league selection both years...during his MVP run in the 2007 state tournament, Marcial averaged 7.7 points, 7.0 assists, 4.3 rebounds and 1.7 steals per game during the tourney...in 2007-08, he averaged 6.0 points, 6.1 assists, 2.8 rebounds and 2.5 steals per game...his assists were the sixth best mark in the state, and he finished the year with a +2.9 assist-to-turnover ratio (227 assists, 77 turnovers)...helped lead the Rams to an appearance in the Final Eight of the state tournament last year...as a freshman (2006-07), he averaged 6.8 points, 6.5 assists, 2.8 rebounds and 2.8 steals per game...the assists were the fourth best mark in the state, and he posted a +2.6 assist-to-turnover ratio (245 assists, 94 turnovers)...over his two-year career at Fresno City, he shot 42.2 percent (148-351) from the field and 41.4 percent (53-128) from the three-point line.

High School

A 2004 graduate of Clovis High School...played four years of point guard for the varsity basketball team, and one year of football...in basketball, he was a two-time all-Tri River Athletic Conference selection (sophomore and junior years), before getting hurt six games into his senior season...helped lead the Cougars to a pair of co-conference championships in 2002 and 2003.

Personal

Born Jan. 17, 1986...parents are Steve and Gloria Marcial...a criminal justice major.



NEWCOMERS



32

MICHAEL SELLING

F • 6-8 • 225 • Jr. • Folsom, Calif. • American River JC • Folsom HS

Junior College

Played two years (2005-06, 2007-08) of basketball at American River College in Sacramento...red-shirted in 2006-07...an honorable mention all-Big 8 Conference selection in 2007-08 after averaging 10.8 points and 7.0 rebounds per game while shooting 48.0 percent (143-298) from the field and 40.9 percent (9-22) from the three-point line...one of two players on the team to play in all 34 games for a Beavers squad that finished 21-13 overall and 9-5 in the Big 8...as a freshman in 2005-06, he averaged 7.7 points and 4.5 rebounds per game while shooting 46.4 percent (97-209) from the field...played in seven games in 2006-07 before suffering an injury and redshirting.

High School

A 2005 graduate of Folsom High School in Folsom, Calif...an all-Delta League selection as a senior after averaging 9.3 points and 7.9 rebounds per game while shooting 50.0 percent (95-190) from the field...scored in double figures 14 times that season.

Personal

Born Oct. 18, 1986...parents are Rick and Beth Selling...a communication studies.



12

JARED STIGALL

G • 5-10 • 160 • Jr. • Sacramento, Calif. • American River JC • Foothill HS

Junior College

Played two years (2006-08) of basketball at Sacramento's American River College...a first team all-Big 8 Conference selection as a sophomore after averaging 10.8 points, 6.1 assists, 2.9 rebounds and 2.4 steals per game for an ARC team that finished 21-13 overall and third in the conference with a 9-5 record...the 6.1 assists per game were the seventh best mark in the state, and his 2.4 steals were the 13th best mark in the state...in addition, he had a +3.8 assist-to-turnover ratio (207 assists, 54 turnovers) and shot 71.5 percent (83-116) from the free throw line...as a freshman (2006-07), he averaged 7.6 points, 3.3 assists, 2.5 rebounds and 1.2 steals per game.

High School

A 2006 graduate of Carmichael's Jesuit High School...played all four years of basketball for the varsity squad...named the section MVP as a senior (2005-06) after leading the team to a NorCal semifinal playoff appearance, a Sac-Joaquin Section Div. II championship, a 28-6 overall record and 13-1 mark in the Delta League...a two-time first team all-league selection, he averaged 11.2 points, 5.3 assists, 3.2 rebounds and 1.7 steals per game as a senior.

Personal

Born March 11, 1987...parents are Roy Stigall Jr. and Vickie Stigall...a business major...played club basketball with Pacific's C.J. Morgan and Cal's Ryan Anderson (who was the 21st pick of the 2008 NBA Draft by the New Jersey Nets)...brother, Roy, was a point guard at Chaminade University and Jesuit High School.



42

ALEX WARD

F • 6-6 • 220 • Jr. • Redding, Calif. • Shasta JC • Shasta HS

Junior College

Spent both his freshman (2006-07) and sophomore (2007-08) seasons at Shasta Junior College in Redding, Calif...an honorable mention all-Golden Valley Conference selection last season after averaging 13.3 points, 6.3 rebounds and 1.0 steals per game...shot 46.2 percent (146-316) from the field... during his freshman season, he averaged 6.5 points and 2.6 rebounds per game for a Shasta team which finished tied for second in the conference.

High School

A 2006 graduate of Shasta High School in Redding, Calif...played four years of basketball for the Wolves at both forward spots and the center position...a first team all-conference selection as a senior after averaging 19.4 points and 8.2 rebounds per game...a four-year member of the honor roll.

Personal

Born Dec. 19, 1987...parents are Perry and Lynn Ward...a psychology major.



25

AARON WILSON

F • 6-6 • 230 • So. • Lodi, Calif. • San Joaquin Delta JC • Lodi HS

Junior College

Spent his freshman season (2007-08) playing for Brian Katz at San Joaquin Delta College in Stockton, Calif...averaged 13.5 points, 8.1 rebounds and 30.2 minutes per game last season...was the second-leading scorer and the leading rebounder for a Delta team that finished the season with a 27-6 overall record and a 12-2 mark in the Big 8 Conference...shot 48.4 percent (154-318) from the field and 73.5 percent (125-170) from the free throw line...averaged 5.3 free throw attempts per game, and scored in double figures 21 times.

High School

A 2007 graduate of Lodi High School, where he was a three-year member of the varsity basketball squad...also competed in track and field, and badminton...in basketball, he was named the San Joaquin Athletic Association MVP during both his junior and senior seasons...as a senior, he averaged 20.2 points and 10.2 rebounds per game...during his junior season, he finished with averages of 19.0 points and 9.0 rebounds per game...a three-time all-league selection, including first team as a junior and senior, and honorable mention as a sophomore.

Personal

Born May 5, 1989...parents are Robert and Nancy Wilson...an undeclared major.



HORNET NOTEBOOK



Entering the 2008-09 season, senior guard Loren Leath has 1,052 career points. He is one of just four Hornets to accumulate 1,000 career points since the program joined the Div. I ranks in 1991-92.



Donald Thomas, who is one of just four Hornet returners in 2008-09, scored in double figures five times last season, including a career-best 16 points at San Francisco.

WHERE THEY'RE FROM

Northern California (9)

- Stephen Calton (Sacramento)
- Mike Edwards (Tracy)
- Justin Eller (Yreka)
- Antonio Flaggs (Pittsburg)
- Loren Leath (Oakland)
- Michael Selling (Folsom)
- Jared Stigall (Sacramento)
- Alex Ward (Redding)
- Aaron Wilson (Lodi)

Southern California (6)

- Randy Adams (Moreno Valley)
- Jerome Blockmon (Venice)
- Domineek Daniel (Barstow)
- Aj Kapanoske (Corona)
- Jonathan Malloy (Compton)
- Donald Thomas (Garden Grove)

Central California (1)

- Mike Marcial (Clovis)

BIRTHDAYS

Jan. 17, 1986	Mike Marcial
Mar. 11, 1987	Jared Stigall
April 5, 1987	Mike Edwards
April 29, 1987	Domineek Daniel
May 5, 1989	Aaron Wilson
May 11, 1988	Aj Kapanoske
June 5, 1986	Jerome Blockmon
June 24, 1987	Donald Thomas
July 8, 1986	Loren Leath
July 23, 1987	Justin Eller
Sept. 7, 1988	Antonio Flaggs
Sept. 14, 1984	Randy Adams
Sept. 18, 1986	Stephen Calton
Oct. 18, 1986	Michael Selling
Dec. 19, 1987	Alex Ward
Dec. 27, 1987	Jonathan Malloy

HOW THEY GOT HERE

Junior College Transfers (15)

- Jerome Blockmon (San Joaquin Delta)
- Stephen Calton (San Joaquin Delta)
- Domineek Daniel (Barstow)
- Mike Edwards (San Joaquin Delta)
- Justin Eller (College of the Siskiyous)
- Antonio Flaggs (Diablo Valley)
- Aj Kapanoske (Irvine Valley)
- Loren Leath (Los Angeles Valley)
- Jonathan Malloy (Oxnard)
- Mike Marcial (Fresno City)
- Michael Selling (American River)
- Jared Stigall (American River)
- Donald Thomas (Daytona Beach)
- Alex Ward (Shasta)
- Aaron Wilson (San Joaquin Delta)

Prep School (1)

- Randy Adams (Redemption Christian Prep)

CAREER NUMBERS

Career Games Played

Loren Leath	84
Randy Adams	71
Donald Thomas	51
Justin Eller	28

Career Games Started

Loren Leath	37
Randy Adams	27
Justin Eller	17
Donald Thomas	4

Career Minutes Played

Loren Leath	2,097
Randy Adams	748
Donald Thomas	526
Justin Eller	515

Career Points

Loren Leath	1,052
Donald Thomas	172
Justin Eller	134
Randy Adams	112

Career Scoring Average

Loren Leath	12.5
Justin Eller	4.8
Donald Thomas	3.4
Randy Adams	1.6

Career Rebounds

Loren Leath	181
Randy Adams	171
Justin Eller	97
Donald Thomas	83

Career Rebounding Average

Justin Eller	3.5
Randy Adams	2.4
Loren Leath	2.2
Donald Thomas	1.6

Career Assists

Loren Leath	75
Donald Thomas	22
Randy Adams	10
Justin Eller	5

Career Steals

Loren Leath	84
Randy Adams	20
Donald Thomas	18
Justin Eller	14

Double-Figure Point Games

Loren Leath	52
Donald Thomas	5
Justin Eller	2
Randy Adams	0








SENIOR LOREN LEATH

THE OPPONENTS






2008-09 OPPONENTS





					
School	Fresno State	UC Riverside	Washington State	Cal State Bakersfield	Idaho
Date(s)	Nov. 14 at FSU 7:05 p.m.	Nov. 18 at UCR 7:05 p.m.	Nov. 21 at WSU 6:05 p.m.	Nov. 25 at CSB 7:05 p.m.	Dec. 1 at SAC 7:05 p.m.
Location	Fresno, Calif.	Riverside, Calif.	Pullman, Wash.	Bakersfield, Calif.	Moscow, Idaho
Enrollment	21,503	17,200	23,300	8,000	11,636
Nickname	Bulldogs	Highlanders	Cougars	Roadrunners	Vandals
Colors	Red & Blue	Blue & Gold	Crimson & Gray	Blue & Gold	Silver & Gold
Conference	Western Athletic	Big West	Pacific-10	Independent	Western Athletic
Arena	Save Mart Center	Student Rec Center	Friel Court	Rabobank Arena	Cowan Spectrum
Head Coach	Steve Cleveland	Jim Wooldridge	Tony Bennett	Keith Brown	Don Verlin
School Record	50-42 (3 yrs.)	9-21 (1 yr.)	52-17 (2 yrs.)	44-43 (3 yrs.)	First Season
Career Record	188-150 (11 yrs.)	321-258 (21 yrs.)	Same	85-151 (8 yrs.)	First Season
Assistant Coach	Jeff Reinert	Vonn Webb	Ben Johnson	Brian Dignan	Mike Score
Assistant Coach	Senque Carey	Dennis Cutts	Ron Sanchez	John Mosley	Ray Lopes
Assistant Coach	Lee Moon	Chris Brazelton	Matt Woodley	Geoff Probst	Mike Freeman
2007-08 Record	13-19	9-21	26-9	8-21	8-21
2007-08 Conference	5-11 (7th)	4-12 (7th)	11-7 (T-3rd)	N/A	5-11 (6th)
Postseason	N/A	N/A	NCAA Sweet 16	N/A	N/A
Returning/Lost	3/7	5/7	5/7	8/4	4/7
Starters R/L	1/4	5/1	2/3	4/1	1/4
SID Contact	Stephen Trembley	John Maxwell	Jessica Schmick	Kevin Gilmore	Ian Klei
E-Mail	strembley@csufresno.edu	john.maxwell@ucr.edu	jessica_schmick@wsu.edu	kgilmore@csub.edu	iank@uidaho.edu
Office Phone	(559) 278-2509	(951) 827-5438	(509) 335-0255	(661) 654-6071	(208) 885-0211
Website	gobulldogs.com	athletics.ucr.edu	wsucougars.com	gorunners.com	govandals.com

					
School	UC Davis	Santa Clara	Utah Valley	New Mexico State	Wyoming
Date(s)	Dec. 3 at SAC 7:35 p.m.	Dec. 6 at SCU 7:05 p.m.	Dec. 9 at SAC 7:05 p.m.	Dec. 11 at NMSU 6:05 p.m. PST	Dec. 20 at WYO 1:05 p.m. PST
Location	Davis, Calif.	Santa Clara, Calif.	Orem, Utah	Las Cruces, N.M.	Laramie, Wyo.
Enrollment	30,685	8,685	25,000	16,428	13,207
Nickname	Aggies	Broncos	Wolverines	Aggies	Cowboys
Colors	Blue & Gold	Red & White	Green, White & Gold	Crimson & White	Brown & Gold
Conference	Big West	West Coast	Independent	Western Athletic	Mountain West
Arena	The Pavilion	Leavey Center	McKay Events Center	Pan American Center	Arena-Auditorium
Head Coach	Gary Stewart	Kerry Keating	Dick Hunsaker	Marvin Menzies	Heath Schroyer
School Record	51-91 (5 yrs.)	15-16 (1 yr.)	119-57 (6 yrs.)	21-14 (1 yr.)	12-18 (1 yr.)
Career Record	193-210 (15 yrs.)	Same	286-130 (14 yrs.)	Same	47-65 (4 yrs.)
Assistant Coach	Kevin Nosek	Dustin Kerns	Jared Barrett	Mick Durham	Fred Langley
Assistant Coach	John Lamanna	Sam Scholl	Mike Kelly	Chris Pompey	Shaun Vandiver
Assistant Coach	Duane Kouba	James Ware		Paul Weir	Anthony Stewart
2007-08 Record	9-22	15-16	15-14	21-14	12-18
2007-08 Conference	2-14 (9th)	6-8 (4th)	N/A	12-4 (T-1st)	5-11 (8th)
Postseason	N/A	N/A	N/A	N/A	N/A
Returning/Lost	9/2	8/6	6/6	4/12	4/7
Starters R/L	4/1	3/2	3/2	1/4	3/2
SID Contact	John McMahon	Michelle Schmitt	Dave Kimball	Tiffany Franklin	John Paradis
E-Mail	jcmahon@ucdavis.edu	mschmitt@scu.edu	david.kimball@uvu.edu	tfrank@nmsu.edu	jp12@uwyo.edu
Office Phone	(530) 752-2663	(408) 554-2114	(801) 863-6231	(575) 646-3929	(307) 766-2256
Website	ucdavisaggies.com	santaclarabroncos.com	wolverinegreen.com	nmstatesports.com	wyomingathletics.com

2008-09 OPPONENTS



					
School	George Washington	Southern Utah	Pacific	Portland State	Eastern Washington
Date(s)	Dec. 23 at SAC 7:05 p.m.	Dec. 27 at SUU 6:05 p.m. PST	Dec. 30 at SAC 7:05 p.m.	Jan. 2 at SAC, 7:05 Feb. 8 at PSU, 1:05	Jan. 4 at SAC, 2:05 Feb. 5 at EWU, 7:05
Location	Washington, D.C.	Cedar City, Utah	Stockton, Calif.	Portland, Ore.	Cheney, Wash.
Enrollment	20,220	7,509	6,235	24,999	9,841
Nickname	Colonials	Thunderbirds	Tigers	Vikings	Eagles
Colors	Buff & Blue	Scarlet & White	Orange & Black	Green, White & Silver	Red & White
Conference	Atlantic 10	Summit League	Big West	Big Sky	Big Sky
Arena	Charles E. Smith Center	Centrum Arena	Alex G. Spanos Center	Stott Center	Reese Court
Head Coach	Karl Hobbs	Roger Reid	Bob Thomason	Ken Bone	Kirk Earlywine
School Record	123-82 (7 yrs.)	11-19 (1 yr.)	343-250 (20 yrs.)	54-39 (3 yrs.)	11-19 (1 yr.)
Career Record	Same	163-95 (9 yrs.)	395-277 (23 yrs.)	312-157 (16 yrs.)	32-27 (2 yrs.)
Assistant Coach	Darrell Brooks	Ron Carling	Ron Verlin	Tyler Geving	Jamie Matthews
Assistant Coach	Roland Houston	Johnny Brown	Adam Jacobsen	Curtis Allen	Grant Leep
Assistant Coach	Greg Collucci	Kenya Crandell	Aaron Woliczko	Eric Harper	Rachi Wortham
2007-08 Record	9-17	11-19	21-10	23-10	11-19
2007-08 Conference	5-11 (13th)	9-9 (T-5th)	11-5 (4th)	14-2 (1st)	6-10 (T-7th)
Postseason	N/A	N/A	N/A	NCAA First Round	N/A
Returning/Lost	12/5	6/6	9/4	6/7	6/3
Starters R/L	4/1	2/3	3/2	3/2	3/2
SID Contact	Brad Bower	Neil Gardner	Mike Millerick	Mike Lund	Dave Cook
E-Mail	bbower@gwu.edu	gardner@suu.edu	mmilleri@uop.edu	lundm@pdx.edu	dcook@mail.ewu.edu
Office Phone	(202) 994-0339	(435) 586-7753	(209) 946-2479	(503) 725-5602	(509) 359-6334
Website	gwsports.com	suutbirds.com	pacifictigers.com	goviks.com	goeags.com

					
Montana State	Montana	Northern Colorado	Northern Arizona	Weber State	Idaho State
Jan. 8 at MSU, 6:05 Feb. 14 at SAC, 7:05	Jan. 10 at UM, 6:05 Feb. 12 at SAC, 7:05	Jan. 13 at NCOL, 6:05 Jan. 29 at SAC, 7:05	Jan. 18 at SAC, 3:35 Feb. 21 at NAU, 3:35	Jan. 22 at SAC, 7:05 Feb. 28 at WSU, 6:05	Jan. 24 at SAC, 7:05 Feb. 26 at ISU, 6:05
Bozeman, Mont.	Missoula, Mont.	Greeley, Colo.	Flagstaff, Ariz.	Ogden, Utah	Pocatello, Idaho
12,200	13,352	10,799	22,507	18,300	13,929
Bobcats	Grizzlies	Bears	Lumberjacks	Wildcats	Bengals
Blue & Gold	Maroon & Silver	Blue & Gold	Blue, Gold & Sage	Royal Purple & White	Black & Orange
Big Sky	Big Sky	Big Sky	Big Sky	Big Sky	Big Sky
Worthington Arena	Dahlberg Arena	Butler-Hancock Pavilion	Walkup Skydome	Dee Events Center	Holt Arena
Brad Huse	Wayne Tinkle	Tad Boyle	Mike Adras	Randy Rahe	Joe O'Brien
26-34 (2 yrs.)	31-31 (2 yrs.)	17-40 (2 yrs.)	150-117 (9 yrs.)	32-26 (2 yrs.)	25-36 (2 yrs.)
210-94 (10 yrs.)	Same	Same	Same	Same	Same
Scott Carson	Nate DuChesne	B.J. Hill	Billy Hix	Eric Duft	Steve Swanson
Brian Priebe	Bill Evans	Shawn Ellis	Julious Coleman	Tim Gardner	Geoff Alexander
Temesghen Starr	Andy Hill	Brian Tafel	Brad Enright	Charles Harral	Mike Brown
15-15	14-16	13-16	21-11	16-14	12-19
7-9 (6th)	8-8 (T-4th)	6-10 (T-7th)	11-5 (2nd)	10-6 (3rd)	8-8 (T-4th)
N/A	N/A	N/A	N/A	N/A	N/A
4/5	5/5	9/6	8/5	4/7	8/2
1/4	3/2	4/1	3/2	2/3	4/1
Bill Lamberty	Dave Guffey	Scott Ward	Steve Shaff	Brad Larsen	Frank Mercogliano
blamberty@msubobcats.com	guffeydb@mso.umt.edu	scott.ward@unco.edu	steven.shaff@nau.edu	blarsen3@weber.edu	mercfran@isu.edu
(406) 994-5133	(406) 243-5402	(970) 351-2522	(928) 523-6792	(801) 626-6010	(208) 282-2621
msubobcats.com	montanagrizzlies.com	uncbears.com	nauathletics.com	weberstatesports.com	isubengals.com



DIV. I ERA SERIES RECORDS

Note: Below are Sacramento State's records against teams since the program joined the Div. I ranks in 1991-92. The program began play in 1948-49, and was a Div. II member until 1991.

Team	Record	Team	Record
Alabama-Birmingham	0-1	Nevada	2-1
Arizona State	0-1	New Mexico	0-3
Ball State	0-2	New Mexico State	0-0
Bethany	2-0	Northeast Illinois	0-2
Boise State	0-5	Northern Arizona	11-22
Butler	0-2	Northern Colorado	2-2
BYU	0-1	Northern Illinois	0-2
Cal Poly	4-6	Notre Dame de Namur	1-0
Cal State Bakersfield	0-1	Old Dominion	0-2
Cal State Fullerton	1-2	Oral Roberts	0-2
Cal State Northridge	3-16	Oregon	0-1
California	0-1	Oregon State	0-5
Chicago State	1-1	Pacific	1-7
Citadel	1-0	Portland	0-3
Colorado	0-1	Portland State	8-15
Colorado State	0-4	Saint Louis	0-1
Columbia	1-0	Saint Mary's	2-10
Creighton	0-2	Samford	0-1
Denver	2-0	San Diego	0-3
Dominican	3-0	San Diego Christian	1-0
Drake	1-1	San Diego State	0-2
Eastern Washington	7-21	San Francisco (USF)	2-7
Fairfield	0-2	San Jose State	1-5
Fresno State	0-5	Santa Clara	0-2
George Washington	0-1	Simpson	1-0
Georgetown	0-1	Southern	1-0
Gonzaga	0-2	Southern Utah	5-10
Grambling	1-0	Stanford	0-4
Great Falls	1-0	Texas A&M-C.C.	2-0
Houston	0-3	Texas-San Antonio	0-1
Idaho	0-8	Toledo	0-2
Idaho State	9-19	Tulane	0-2
Illinois State	0-1	UC Davis	5-5
Kansas State	0-1	UC Irvine	1-1
Lamar	0-2	UC Riverside	1-3
Lipscomb	2-0	UC Santa Barbara	0-2
Long Beach State	2-2	UCLA	0-1
Louisville	0-1	UNC-Greensboro	0-2
Loyola-Chicago	1-0	UNC-Wilmington	0-1
Loyola Marymount	0-4	USC	0-3
Marquette	0-2	Utah	0-1
Menlo	3-0	Utah Valley	1-1
Michigan	0-1	Washington	0-1
Minnesota	0-4	Washington State	0-3
Missouri	0-1	Weber State	4-22
Montana	5-23	William Jessup	5-0
Montana State	10-18	Wisconsin-Milwaukee	1-3
Nebraska	0-1	Wofford	0-1
		Wyoming	0-0

Big Sky Conference

Opponent	GP	W-L
Eastern Washington	28	7-21
Idaho State	28	9-19
Montana	28	5-23
Montana State	28	10-18
Northern Arizona	33	11-22
Northern Colorado	4	2-2
Portland State	23	8-15
Weber State	26	4-22

Big West Conference

Opponent	GP	W-L
Cal Poly	10	4-6
Cal State Fullerton	3	1-2
Cal State Northridge	19	3-16
Long Beach State	4	2-2
Pacific	8	1-7
UC Davis	10	5-5
UC Irvine	2	1-1
UC Riverside	4	1-3
UC Santa Barbara	2	0-2

Western Athletic Conf.

Opponent	GP	W-L
Boise State	5	0-5
Fresno State	5	0-5
Hawai'i	0	0-0
Idaho	8	0-8
Louisiana Tech	0	0-0
Nevada	3	2-1
New Mexico State	0	0-0
San Jose State	6	1-5
Utah State	0	0-0

West Coast Conference

Opponent	GP	W-L
Gonzaga	2	0-2
Loyola Marymount	4	0-4
Pepperdine	0	0-0
Portland	3	0-3
Saint Mary's	12	2-10
San Diego	3	0-3
San Francisco	9	2-7
Santa Clara	2	0-2

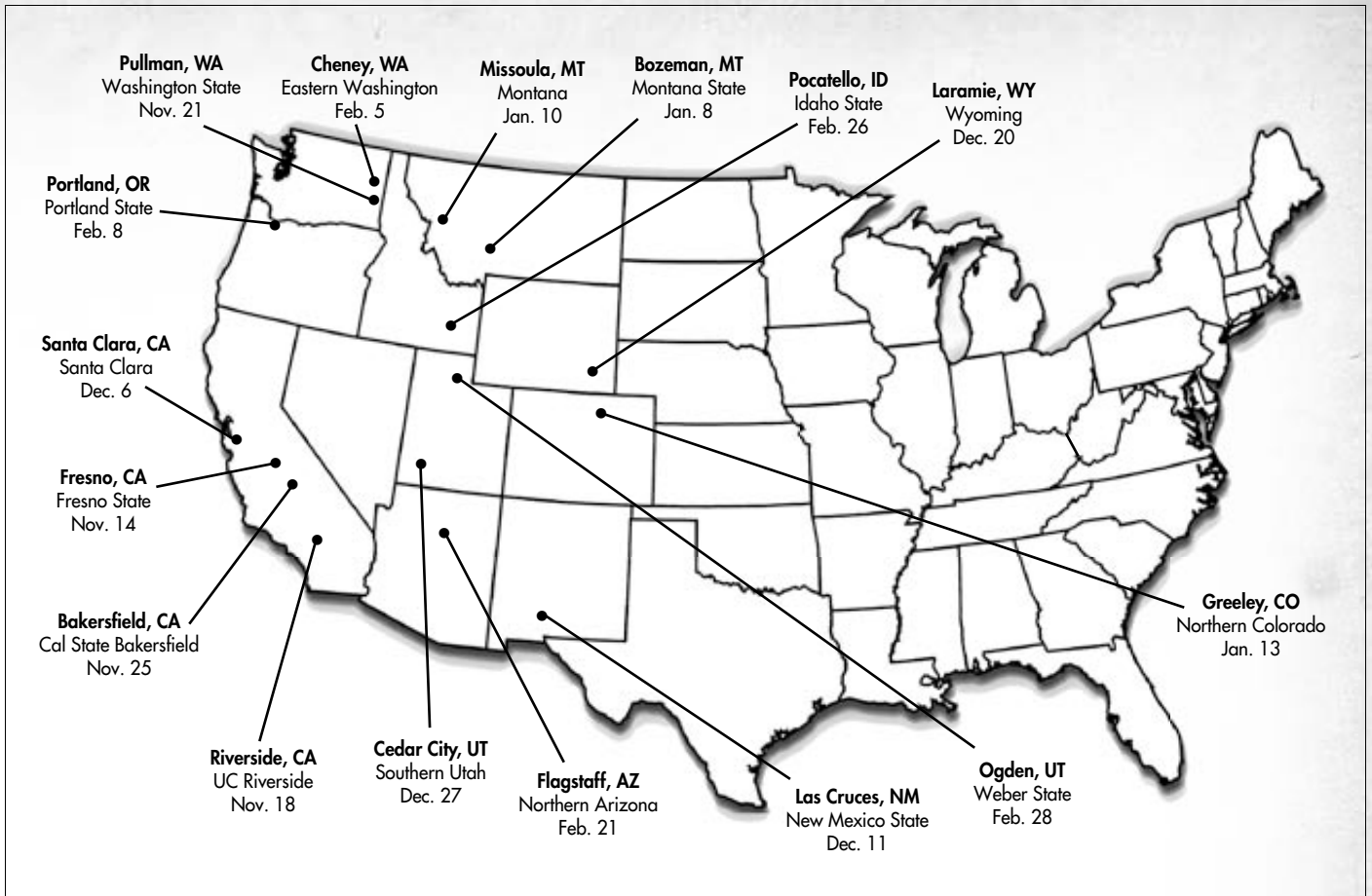


Haron Hargrave buried a buzzer beating three-pointer vs. Pacific on Dec. 6, 2006, to give the Hornets a 74-72 overtime victory, the program's first over Pacific since 1964.



Jason Harris was named first team all-Big Sky and the conference's newcomer of the year in 2004-05 after averaging 17.5 points and 4.6 rebounds per game.

TRAVEL ITINERARY



Fresno State

Piccadilly Inn University
4961 North Cedar Ave.
Fresno, CA 93726
(559) 224-4200
Depart (by bus): Nov. 13
Return (by bus): Nov. 14

UC Riverside

Ayres-Corona West Hotel
1900 Frontage Rd.
Corona, CA 92882
(951) 738-9113
Depart from Sacramento: Nov. 17
Return to Sacramento: Nov. 19

Washington State

Holiday Inn Express
1190 S.E. Bishop Blvd.
Pullman, WA 99163
(877) 863-4780
Depart from Sacramento: Nov. 20
Return to Sacramento: Nov. 22

CS Bakersfield

Courtyard by Marriott
3601 Marriott Dr.
Bakersfield, CA 93308
(661) 324-6660
Depart (by bus): Nov. 24
Return (by bus): Nov. 25

New Mexico State

Hotel Encanto
705 South Telshor Blvd.
Las Cruces, NM 88011
(505) 522-4300
Depart from Sacramento: Dec. 10
Return to Sacramento: Dec. 12

Wyoming

Hilton Garden Inn
2229 Grand Ave.
Laramie, WY 82070
(307) 745-5500
Depart from Sacramento: Dec. 19
Return to Sacramento: Dec. 20

Southern Utah

Crystal Inn
1575 West 200 North
Cedar City, UT 84720
(888) 787-6661
Depart from Sacramento: Dec. 26
Return to Sacramento: Dec. 28

Montana State

Holiday Inn Bozeman
5 Baxter Lane
Bozeman, MT 59715
(406) 587-4561
Depart from Sacramento: Jan. 7
Depart from Bozeman: Jan. 9

Montana

Doubletree Hotel
100 Madison
Missoula, MT 59802
(406) 728-3100
Arrive from Bozeman: Jan. 9
Depart from Missoula: Jan. 11

Northern Colorado

Holiday Inn Express
2563 W 29th St.
Greeley, CO 80631
(877) 863-4780
Arrive from Missoula: Jan. 11
Return to Sacramento: Jan. 14

Eastern Washington

Holiday Inn Spokane Airport
1616 S. Windsor Dr.
Spokane, WA 99224
(509) 838-1170
Depart from Sacramento: Feb. 4
Depart from Cheney: Feb. 6

Portland State

Portland Marriott City Center
520 SW Broadway
Portland, OR 97205
(503) 226-6300
Arrive from Cheney: Feb. 6
Return to Sacramento: Feb. 8

Northern Arizona

Hilton Garden Inn
350 West Forest Meadows St.
Flagstaff, AZ 86001
(928) 226-8888
Depart from Sacramento: Feb. 20
Return to Sacramento: Feb. 22

Idaho State

Holiday Inn Express
1695 Woodland Park Dr.
Layton, UT 84041
(877) 863-4780
Depart from Sacramento: Feb. 25
Depart from Pocatello: Feb. 27

Weber State

Marriott Ogden
247 24th Street
Ogden, UT 84401
(801) 395-2047
Arrive from Pocatello: Feb. 27
Return to Sacramento: March 1



BIG SKY CONFERENCE



The Big Sky Conference is currently in its 46th year of athletic competition in 2008-09. The Big Sky is an NCAA Division I member in all sports, with member institutions classified in the Football Championship Subdivision (formally I-AA). The Big Sky returned to a nine-team format in 2006 with the addition of Northern Colorado.

The current lineup includes Eastern Washington, Idaho State, Montana, Montana State, Northern Arizona, Northern Colorado, Portland State, Sacramento State and Weber State. The league has become one of the strongest Division I conferences in the West and is a national leader in the Football Championship Subdivision.

The Big Sky Conference was established in 1963 by six charter members - Idaho, Idaho State, Gonzaga, Montana, Montana State and Weber State. Those six schools formed the foundation of the Big Sky before the league expanded in 1970 by adding Boise State and Northern Arizona. Gonzaga left the Sky in 1979 and was replaced by Nevada, which gave the league eight members. The conference grew to nine schools in 1987 with the addition of Eastern Washington.

The 1990s saw change in the makeup of the league, beginning in 1992 when Nevada departed and put the Big Sky back at eight teams. In 1996, Boise State and Idaho left and at the same time, the conference added Portland State, Sacramento State and Cal State Northridge. The Big Sky maintained nine teams for five years before Cal State Northridge departed in the spring of 2001.

With the addition of Northern Colorado in 2006-07, the Big Sky spreads across eight states spanning from the Pacific Ocean to the Rocky Mountain Front. The Big Sky is represented along the entire west coast with schools in Washington, Oregon and California. League schools also range up and down the Rocky Mountains with institutions in Montana, Idaho, Utah, Arizona, and now Colorado.

Of the nine western-most states in the contiguous United States, only one, Nevada, is not represented in the Big Sky.

On Feb 25, 1963, the name Big Sky was adopted by the six presidents of the charter members as the name of the new conference. The name Big Sky originated in a novel written by the late A.B. (Bud) Guthrie of Great Falls, Mont., in 1947 entitled "The Big Sky." Jack Hollowell, a former Montana advertising director, promoted the Big Sky theme for the Treasure State. While on a track and field trip from Pocatello, Idaho, to Missoula, Mont., the legendary Dubby Holt of Idaho

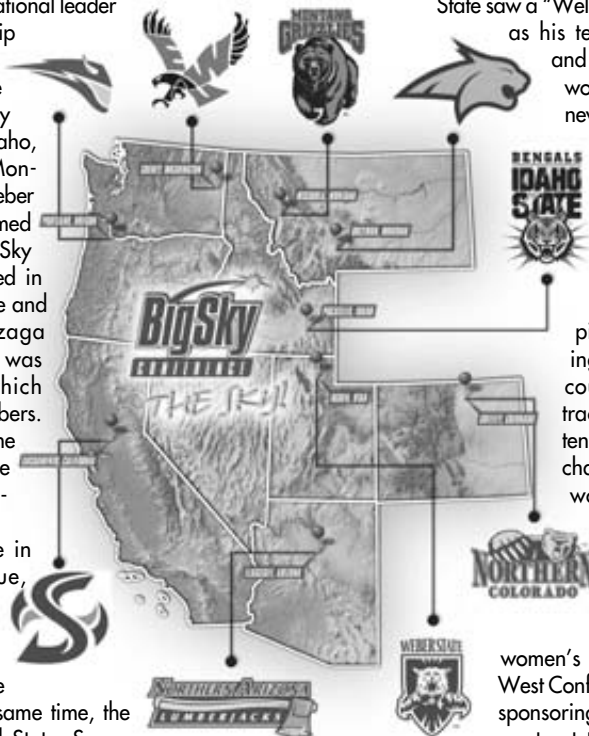
State saw a "Welcome to Big Sky Country" sign as his team entered Montana. Holt, and his athletes thought "Big Sky" would be a perfect name for the new conference. Harry Missildine

of the Spokane Spokesman-Review called for the newly formed league to be named the Big Sky Conference in his column dated Feb. 20, 1963.

The Big Sky sponsors championships in 14 sports, including men's and women's cross country, indoor and outdoor track and field, basketball and tennis. In addition, there are also championships in football, and women's volleyball, women's golf and soccer.

The 2008-09 season will mark the 21st year that the Big Sky Conference will sponsor championships in women's sports. The former Mountain West Conference existed from 1982-88, sponsoring championships for women's sports at the same institutions the Big Sky had men's programs. The Big Sky merged with the Mountain West in 1988, forming one league for both men and women.

Doug Fullerton, the fifth commissioner of the Big Sky Conference, will enter his 14th year at the helm. Fullerton took over the Big Sky on July 1, 1995, replacing longtime commissioner Ron Stephenson. Stephenson served the league for 14 years. Steve Belko was the commissioner from 1977-81 while John Roning held the post from 1971-77. The first league commissioner was Jack Friel, who served from 1963-71.



Doug Fullerton
Commissioner



Ron Lohry
Associate
Commissioner




Jayne Nadolski
Asst. Commissioner/
Director of Compliance



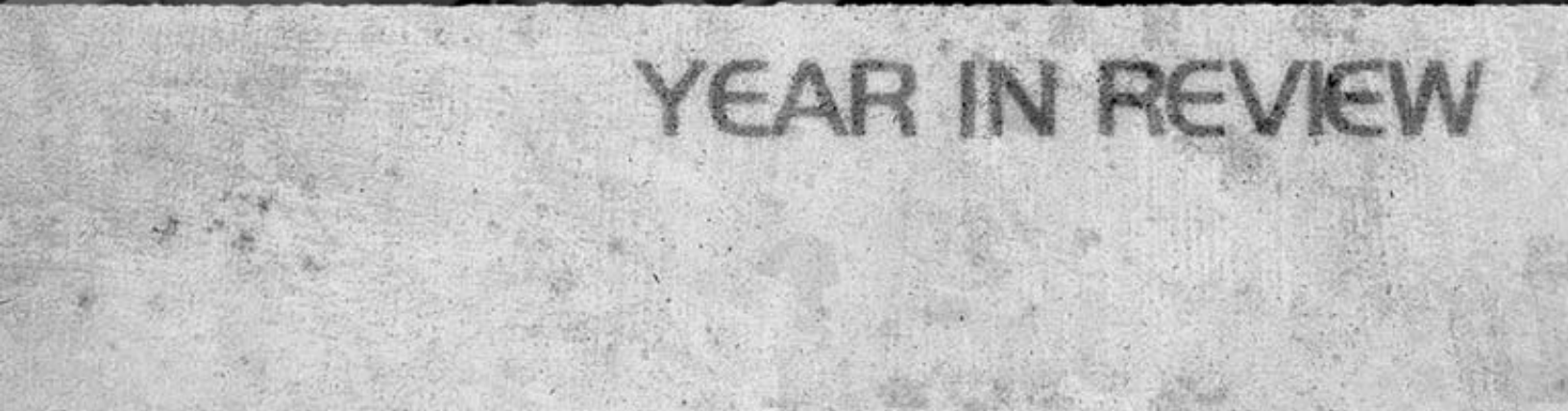
Jon Kasper
Asst. Commissioner/
Media Relations



Autumn Wehr
Information Director



GUARD CLARK WOODS





SEASON REVIEW

Overall: 4-24 • **Home:** 4-9 • **Away:** 0-15 • **Neutral:** 0-0

Conference: 2-14 • **Home:** 2-6 • **Away:** 0-8 • **Neutral:** 0-0

Date	Opponent	Score	Atten.	High Scorer	High Rebounds	High Assists
11/9	at #25 Kansas State	L, 63-94	12,496	Leath (23)	Williams (8)	McGhee (5)
11/12	SIMPSON	W, 104-71	451	Leath (27)	Williams (9)	McGhee (12)
11/14	SOUTHERN UTAH	L, 53-57	523	Leath (14)	Eller (6)	McGhee (7)
11/17	at San Francisco	L, 63-93	1,600	Thomas (16)	Adams (5)	McGhee (4)
11/21	at Pacific	L, 62-75	2,822	Leath (18)	Thomas (8)	McGhee (4)
11/25	SANTA CLARA	L, 65-77	701	Leath (21)	Adams (5)	McGhee (6)
11/27	at Stanford	L, 58-84	7,329	Leath (14)	Three Players (4)	McGhee (5)
12/4	WILLIAM JESSUP	W, 72-54	559	Leath (22)	Adams (9)	McGhee (14)
12/11	at #16 Oregon	L, 66-93	8,125	Leath (21)	Adams (8)	McGhee (7)
12/15	at #10 Marquette	L, 51-82	13,673	McGhee (15)	Williams (9)	Williams (4)
12/28	*at Northern Colorado	L, 60-74	971	McGhee (19)	Adams (5)	McGhee (3)
1/3	*at Portland State	L, 58-83	662	Leath (13)	Davis (7)	McGhee (3)
1/5	*at Eastern Washington	L, 52-76	1,501	Eller (10)	Eller (7)	Young (3)
1/10	*MONTANA STATE	W, 78-77	533	McGhee (23)	Aboubakar (8)	McGhee (5)
1/12	*MONTANA	L, 69-76	629	Leath (19)	Williams, Leath (6)	McGhee, Woods (5)
1/15	CAL STATE BAKERSFIELD	L, 61-73	508	Leath (20)	Eller (8)	McGhee (6)
1/19	*NORTHERN ARIZONA	L, 69-80	646	McGhee (22)	Williams (8)	McGhee (6)
1/23	*at Weber State	L, 56-69	2,640	Woods (21)	Three Players (5)	McGhee (3)
1/25	*at Idaho State	L, 63-86	2,343	Leath (21)	Leath (5)	McGhee (5)
2/2	*NORTHERN COLORADO	W, 74-70	530	McGhee (17)	Ferguson (8)	McGhee (6)
2/7	*EASTERN WASHINGTON	L, 57-59	651	Woods (16)	Williams (8)	McGhee (6)
2/9	*PORTLAND STATE	L, 56-79	703	Davis (12)	Ferguson (6)	McGhee (3)
2/14	*at Montana	L, 57-90	3,354	McGhee (18)	Davis (7)	McGhee (4)
2/17	*at Montana State	L, 82-87	5,038	McGhee (30)	McGhee (5)	McGhee, Williams (4)
2/21	*at Northern Arizona	L, 59-73	1,149	Three Players (12)	Williams (6)	Williams (3)
2/28	*IDAHO STATE	L, 51-52	510	McGhee (10)	Davis (7)	Woods, Williams (3)
3/1	at UC Davis	L, 77-83	3,477	McGhee (24)	Ferguson (6)	McGhee (7)
3/3	*WEBER STATE	L, 69-89	639	Davis (17)	Williams (6)	McGhee (6)

* Big Sky Conference games



RANDY ADAMS

CLARK WOODS

DONALD THOMAS




2007-08 Overall Statistics

Player	G-GS	MIN-AVG	FG-FGA	PCT	3FG-3FGA	PCT	FT-FTA	PCT	OFF-DEF	TOT-AVG	PF-FO	A	TO	BS	ST	PTS-AVG
Leath, Loren	28-24	762-27.2	125-372	.336	52-169	.308	65-88	.739	22-56	78-2.8	51-0	27	59	1	38	367-13.1
McGhee, Vinnie	28-27	944-33.7	122-317	.385	50-135	.370	45-63	.714	17-39	56-2.0	56-1	142	96	0	38	339-12.1
Williams, Justin	27-11	664-24.6	100-200	.500	0-1	.000	21-33	.636	40-83	123-4.6	78-2	45	47	31	50	221-8.2
Woods, Clark	28-24	738-26.4	66-184	.359	47-131	.359	38-49	.776	11-56	67-2.4	54-1	29	42	8	36	217-7.8
Davis, Jason	21-4	408-19.4	55-99	.556	0-0	.000	46-95	.484	38-53	91-4.3	51-3	11	19	4	24	156-7.4
Thomas, Donald	26-3	394-15.2	48-117	.410	8-30	.267	28-52	.538	26-34	60-2.3	34-0	16	28	1	16	132-5.1
Eller, Justin	28-17	515-18.4	49-120	.408	0-7	.000	36-63	.571	38-59	97-3.5	65-1	5	36	10	14	134-4.8
Adams, Roderick	4-4	76-19.0	6-16	.375	2-2	1.000	2-8	.250	2-7	9-2.3	6-0	9	12	0	5	16-4.0
Young, Alonzo	21-0	246-11.7	30-69	.435	0-3	.000	18-39	.462	8-13	21-1.0	34-1	27	25	3	9	78-3.7
Adams, Randy	13-10	261-20.1	16-49	.327	0-0	.000	16-25	.640	29-33	62-4.8	29-0	4	13	3	9	48-3.7
Harrison, Curtis	4-1	30-7.5	3-5	.600	0-0	.000	4-8	.500	4-3	7-1.8	7-0	1	5	2	1	10-2.5
Ferguson, Darnell	27-15	343-12.7	23-73	.315	5-25	.200	11-15	.733	30-40	70-2.6	47-1	11	15	12	9	62-2.3
Aboubakar, Wandji	21-0	202-9.6	9-17	.529	0-0	.000	5-10	.500	11-17	28-1.3	44-4	2	9	6	3	23-1.1
Schulte, Spenser	9-0	15-1.7	1-4	.250	0-2	.000	0-1	.000	0-1	1-0.1	0-0	2	3	0	0	2-0.2
Kasongo, Yannick	1-0	2-2.0	0-0	.000	0-0	.000	0-0	.000	0-0	0-0.0	0-0	1	0	0	0	0-0.0
Team									61-46	107-3.8			4			
Total	28	5600	653-1642	.398	164-505	.325	335-549	.610	337-540	877-31.3	556-14	332	413	81	252	1805-64.5
Opponents	28	5600	759-1533	.495	199-531	.375	439-643	.683	333-767	1100-39.3	493-4	490	475	134	197	2156-77.0

2007-08 Big Sky Conference Statistics

Player	G-GS	MIN-AVG	FG-FGA	PCT	3FG-3FGA	PCT	FT-FTA	PCT	OFF-DEF	TOT-AVG	PF-FO	A	TO	BS	ST	PTS-AVG
McGhee, Vinnie	16-16	542-33.9	68-183	.372	32-80	.400	32-46	.696	5-27	32-2.0	27-0	63	48	0	23	200-12.5
Leath, Loren	1-12	419-26.2	55-191	.288	18-81	.222	37-47	.787	11-34	45-2.8	25-0	12	25	1	23	165-10.3
Woods, Clark	16-16	471-29.4	39-105	.371	29-78	.372	32-42	.762	7-38	45-2.8	31-1	25	22	4	23	139-8.7
Williams, Justin	16-3	397-24.8	59-120	.492	0-0	.000	18-26	.692	24-45	69-4.3	46-1	34	30	14	29	136-8.5
Davis, Jason	11-2	212-19.3	34-56	.607	0-0	.000	25-50	.500	20-29	49-4.5	30-2	6	13	2	11	93-8.5
Eller, Justin	16-12	285-17.8	27-63	.429	0-5	.000	21-31	.677	17-36	53-3.3	33-0	3	21	3	7	75-4.7
Young, Alonzo	15-0	197-13.1	27-60	.450	0-2	.000	15-33	.455	7-12	19-1.3	27-1	20	18	3	7	69-4.6
Thomas, Donald	14-3	183-13.1	17-52	.327	7-19	.368	11-28	.393	10-16	26-1.9	17-0	8	9	1	6	52-3.7
Ferguson, Darnell	16-13	256-16.0	18-58	.310	4-21	.190	9-13	.692	24-31	55-3.4	36-1	9	11	10	9	49-3.1
Adams, Randy	3-3	58-19.3	3-10	.300	0-0	.000	3-4	.750	4-5	9-3.0	6-0	2	3	1	2	9-3.0
Aboubakar, Wandji	16-0	172-10.8	8-16	.500	0-0	.000	5-9	.556	11-14	25-1.6	32-3	1	8	5	3	21-1.3
Schulte, Spenser	7-0	8-1.1	1-4	.250	0-2	.000	0-0	.000	0-0	0-0.0	0-0	1	3	0	0	2-0.3
Team									34-25	59-3.7			2			
Total	16	3200	356-918	.388	90-288	.313	208-329	.632	174-312	486-30.4	310-9	184	213	44	143	1010-63.1
Opponents	16	3200	422-865	.488	121-333	.363	255-359	.710	180-455	635-39.7	289-2	276	251	77	105	1220-76.2





SEASON REVIEW

2007-08 Superlatives

SACRAMENTO STATE TEAM HIGHS

Points..... 104 vs. Simpson (11/12/07)
 Points/Half..... 63 vs. Simpson (11/12/07)
 FGM..... 37 vs. Simpson (11/12/07)
 FGA..... 77 vs. Simpson (11/12/07)
 FG%531 (26-49) at Montana State (2/17/08)
 3FG Made 9 vs. Three Teams
 3FG Att..... 28 vs. CS Bakersfield (1/15/08)
 3FG%563 (9-16) at Montana State (2/17/08)
 FTM..... 24 vs. Simpson (11/12/07)
 FTA..... 38 vs. Simpson (11/12/07)
 FT%808 (21-26) at Montana State (2/17/08)
 REB..... 51 vs. Simpson (11/12/07)
 AST 20 vs. Simpson (11/12/07)
 Steals..... 17 vs. Simpson (11/12/07)
 BLK..... 8 vs. Two Teams
 TO 31 at Kansas State (11/9/07)
 Fouls..... 29 at Marquette (12/15/07)

SACRAMENTO STATE INDIVIDUAL HIGHS

Points... 30, Vinnie McGhee at Montana St. (2/17/08)
 FGM..... 9, McGhee twice, Williams
 FGA ... 22, Loren Leath vs. Montana State (1/10/08)
 FG% . 1.000 (5-5), Jason Davis vs. No. Colorado (2/2/08)
 3FG Made 6, McGhee twice, Leath
 3FG Att... 13, Loren Leath vs. CS Bakersfield (1/15/08)
 FTM..... 9, Jason Davis vs. Weber State (3/3/08)
 FTA..... 10, Davis twice
 FT%... 1.000 (8-8), Vinnie McGhee at Montana St. (2/17/08)
 REB..... 9, Williams twice, Adams
 AST . 14, Vinnie McGhee vs. William Jessup (12/4/07)
 STL ... 5, Justin Williams at Kansas State (11/9/07)
 BLK..... 3, Williams three times, Ferguson
 TO ... 8, Vinnie McGhee at Kansas State (11/9/07)

Game-By-Game Statistics

	Score	1st-2nd-OT	FG-A	PCT	3FG-A	PCT	FT-A	PCT	Off-Def	REB	A	TO	BLK	STL
Sacramento State	63	33-30	20-55	.364	5-15	.333	18-31	.581	16-16	26	14	31	2	9
#25 Kansas State	94	50-44	33-70	.471	8-18	.444	20-31	.645	24-25	49	22	26	6	10
Simpson	71	34-37	27-72	.375	8-24	.333	9-14	.643	20-26	46	16	27	4	3
Sacramento State	104	63-41	37-77	.481	6-18	.333	24-38	.632	23-28	51	20	13	8	17
Southern Utah	57	24-33	21-42	.500	0-4	.000	15-23	.652	13-29	42	16	25	2	4
Sacramento State	53	29-24	20-54	.370	8-20	.400	5-14	.357	12-13	25	13	17	6	
Sacramento State	63	33-30	23-51	.451	5-15	.333	12-25	.480	12-16	28	7	24	1	6
San Francisco	93	50-43	37-66	.561	8-12	.667	11-15	.733	15-23	38	20	20	4	11
Sacramento State	62	23-39	23-58	.397	9-19	.474	7-11	.636	16-14	30	6	17	2	7
Pacific	75	32-43	25-47	.532	6-13	.462	19-25	.760	11-21	32	16	16	6	8
Santa Clara	77	25-52	28-39	.718	7-11	.636	14-21	.667	4-26	30	21	18	9	7
Sacramento State	65	29-36	25-57	.439	6-15	.400	9-12	.750	9-11	20	12	10	2	11
Sacramento State	58	25-33	22-60	.367	5-16	.313	9-18	.500	13-18	31	9	15	1	9
Stanford	84	42-42	34-60	.567	7-18	.389	9-16	.563	10-30	40	20	16	9	9
William Jessup	54	29-25	17-53	.321	3-15	.200	17-30	.567	13-24	37	8	17	0	10
Sacramento State	72	38-34	25-56	.446	7-18	.389	15-24	.625	13-31	44	15	19	5	10
Sacramento State	66	36-30	26-68	.382	6-19	.316	8-11	.727	10-22	32	12	9	2	3
#16 Oregon	93	46-47	32-63	.508	10-26	.385	19-31	.613	15-31	46	19	10	4	7
Sacramento State	51	22-29	21-53	.396	1-8	.125	8-17	.471	11-22	33	12	23	2	8
#10 Marquette	82	46-36	28-54	.519	5-17	.294	21-38	.553	12-23	35	18	15	5	11
Sacramento State	60	28-32	22-53	.415	7-17	.412	9-14	.643	3-20	23	12	19	1	11
Northern Colorado	74	31-43	25-57	.439	9-21	.429	15-16	.938	12-31	43	14	24	0	9
Sacramento State	58	19-39	20-56	.357	5-20	.250	13-28	.464	12-22	34	8	14	3	9
Portland State	83	39-44	30-62	.484	13-26	.500	10-18	.556	14-31	45	23	14	6	8
Sacramento State	52	22-30	15-42	.357	3-11	.273	19-29	.655	7-21	28	6	20	3	6
Eastern Washington	76	36-40	29-58	.500	8-28	.286	10-14	.714	9-26	35	24	14	3	9
Montana State	77	34-43	23-60	.383	6-25	.240	25-32	.781	11-31	42	15	14	8	4
Sacramento State	78	38-40	27-71	.380	6-16	.375	18-26	.692	16-30	46	11	11	8	7
Montana	76	34-42	24-45	.533	9-20	.450	19-28	.679	11-28	39	19	18	4	3
Sacramento State	69	32-37	25-61	.410	4-22	.182	15-21	.714	11-16	27	15	8	2	10
Cal State Bakersfield	73	34-39	27-53	.509	7-21	.333	12-19	.632	9-29	38	17	18	1	9
Sacramento State	61	30-31	25-62	.403	7-28	.250	4-6	.667	9-22	31	12	14	3	8
Northern Arizona	80	38-42	25-46	.543	5-13	.385	25-30	.833	7-35	42	16	20	4	5
Sacramento State	69	25-44	27-68	.397	8-20	.400	7-17	.412	12-17	29	15	12	1	13
Sacramento State	56	35-21	17-42	.405	8-19	.421	14-20	.700	8-15	23	11	13	3	8
Weber State	69	39-30	29-56	.518	6-20	.300	5-10	.500	15-21	36	16	14	3	8
Sacramento State	63	27-36	22-61	.361	5-19	.263	14-20	.700	15-14	29	11	12	2	9
Idaho State	86	35-51	32-53	.604	7-14	.500	15-23	.652	10-26	36	27	15	5	5
Northern Colorado	70	28-42	22-50	.440	5-17	.294	21-28	.750	10-25	35	12	16	3	8
Sacramento State	74	31-43	27-60	.450	7-17	.412	13-22	.591	14-21	35	15	11	3	9
Eastern Washington	59	25-34	21-51	.412	3-17	.176	14-19	.737	8-27	35	5	14	2	8
Sacramento State	57	31-26	22-51	.431	4-15	.267	9-14	.643	6-25	31	16	15	3	10
Portland State	79	40-39	30-62	.484	6-27	.222	13-19	.684	14-36	50	17	18	7	5
Sacramento State	56	28-28	22-64	.344	2-13	.154	10-16	.625	9-20	29	9	12	2	9
Sacramento State	57	33-24	23-64	.359	4-18	.222	7-16	.438	16-16	32	10	9	2	3
Montana	90	51-39	33-59	.559	14-27	.519	10-14	.714	12-30	42	27	8	10	3
Sacramento State	82	37-45	26-49	.531	9-16	.563	21-26	.808	10-18	28	15	23	2	9
Montana State	87	52-35	28-49	.571	10-19	.526	21-28	.750	6-16	22	16	16	4	9
Sacramento State	59	26-33	19-55	.345	6-18	.333	15-25	.600	13-23	36	9	17	3	8
Northern Arizona	73	40-33	21-50	.420	9-21	.429	22-34	.647	10-29	39	16	12	3	10
Idaho State	52	26-26	19-52	.365	4-20	.200	10-15	.667	17-24	41	9	16	6	7
Sacramento State	51	21-30	20-53	.377	5-24	.208	6-10	.600	12-20	32	9	12	5	9
Sacramento State	77	36-41	30-73	.411	9-26	.346	8-13	.615	19-15	34	16	8	3	10
UC Davis	83	34-49	28-49	.571	9-19	.474	18-21	.857	7-25	32	21	16	7	3
Weber State	89	35-54	31-55	.564	7-18	.389	20-31	.645	14-39	53	20	18	9	4
Sacramento State	69	37-32	22-68	.324	7-23	.304	18-25	.720	10-14	24	12	5	1	13



JASON DAVIS



(Points-Rebounds-Assists)

Opponent	McGhee	Adams	Ferguson	Thomas	Young	Aboubakar	Woods	Leath	Williams	Davis	Eller
at #25 Kansas State	8-0-5	1-3-0	0-0-0	4-1-0	2-1-1	DNP	6-2-0	23-4-1	6-8-1	DNP	6-3-0
SIMPSON	16-5-12	8-6-0	0-0-0	8-5-1	1-0-1	DNP	0-3-0	27-4-2	19-9-1	6-6-0	12-4-0
SOUTHERN UTAH	10-3-7	4-4-0	DNP	2-0-1	DNP	DNP	2-0-0	14-0-2	4-3-0	3-4-0	5-6-1
at San Francisco	8-3-4	5-5-0	0-0-1	16-4-0	2-0-1	DNP	9-1-0	10-3-1	DNP	8-2-0	2-4-0
at Pacific	11-1-4	0-4-0	0-0-0	6-8-1	2-0-0	DNP	13-1-0	18-1-0	4-2-0	5-5-1	3-4-0
SANTA CLARA	11-1-6	2-5-0	0-1-0	12-3-3	DNP	DNP	9-1-2	21-1-0	2-1-0	4-0-1	4-0-0
at Stanford	7-3-5	3-4-0	0-1-0	11-4-0	DNP	DNP	6-2-1	14-2-2	4-2-0	8-4-1	5-2-0
WILLIAM JESSUP	8-2-14	6-9-0	5-0-0	6-3-1	DNP	0-0-0	2-2-0	22-5-0	12-8-0	11-6-0	0-7-0
at #16 Oregon	4-3-7	5-8-1	4-1-0	11-2-0	DNP	0-1-0	7-4-1	21-4-0	4-0-1	4-3-0	6-0-1
at #10 Marquette	15-0-2	5-5-1	0-3-0	2-2-0	DNP	0-0-0	2-0-0	2-4-3	10-9-4	6-7-2	9-1-0
at Northern Colorado	19-0-3	0-5-1	2-3-1	6-2-2	7-2-1	0-0-0	11-2-2	5-2-0	4-3-2	0-1-0	6-2-0
at Portland State	12-0-3	4-2-0	3-2-1	2-3-1	2-1-1	0-0-0	3-2-0	13-6-0	10-1-1	7-7-1	2-0-0
at Eastern Washington	5-2-0	5-2-1	8-3-0	8-3-0	1-0-3	2-0-0	0-2-1	5-1-1	6-4-0	2-2-0	10-7-0
MONTANA STATE	23-4-5	DNP	2-5-2	6-4-1	1-1-0	5-8-0	8-7-1	19-7-1	12-5-1	DNP	2-0-0
MONTANA	9-0-5	DNP	0-2-0	1-0-0	6-2-0	7-3-0	3-1-5	19-6-1	16-6-3	DNP	8-3-1
CAL STATE BAKERSFIELD	17-2-6	DNP	0-3-0	2-2-1	0-0-1	2-2-0	7-2-0	20-3-2	6-7-2	DNP	7-8-0
NORTHERN ARIZONA	22-4-6	DNP	0-0-1	2-1-0	11-3-4	0-0-0	8-4-1	11-1-1	13-8-1	DNP	2-4-1
at Weber State	7-2-3	DNP	4-5-2	5-2-1	0-0-1	0-1-0	21-5-1	11-1-0	2-0-2	DNP	6-5-1
at Idaho State	9-1-5	DNP	2-4-0	0-0-0	10-2-3	0-2-0	2-2-1	21-5-0	15-4-2	DNP	4-3-0
NORTHERN COLORADO	17-1-6	DNP	8-8-2	0-2-1	2-0-0	0-0-0	15-2-0	5-0-1	10-5-5	15-7-0	2-7-0
EASTERN WASHINGTON	10-1-6	DNP	0-1-0	0-1-0	4-3-2	2-3-0	16-4-4	1-0-0	10-8-4	12-4-0	2-4-0
PORTLAND STATE	5-1-3	DNP	5-6-0	4-3-0	8-0-1	2-1-0	3-3-0	8-2-2	4-4-1	12-5-2	5-3-0
at Montana	18-2-4	DNP	4-5-0	DNP	6-3-3	0-0-0	2-1-2	6-3-0	2-4-1	13-7-0	6-4-0
at Montana State	30-5-4	DNP	2-2-0	DNP	3-1-1	2-2-1	13-0-1	11-2-3	8-3-4	4-3-1	9-4-0
at Northern Arizona	4-4-2	DNP	5-5-0	7-2-2	DNP	0-3-0	12-3-0	12-4-1	12-6-3	3-5-1	4-0-0
IDAHO STATE	10-3-2	DNP	4-2-0	0-2-0	7-1-0	1-2-0	6-2-3	9-1-0	0-2-3	8-7-1	6-5-0
at UC Davis	24-1-7	DNP	4-6-1	0-0-0	2-1-3	0-0-1	15-4-0	10-2-2	14-5-2	8-5-0	0-5-0
WEBER STATE	0-2-6	DNP	0-2-0	11-1-0	1-0-0	0-0-0	16-5-3	9-4-1	12-6-1	17-1-0	1-2-0

2007-08 Superlatives

Double Figures - Scoring

Player	07-08	Career
Loren Leath	19	52
Vinnie McGhee, Jr.	17	17
Justin Williams	13	18
Clark Woods	8	17
Jason Davis	6	6
Donald Thomas	5	5
Alonzo Young	2	4
Justin Eller	2	2

Double Figures - Assists

Player	07-08	Career
Vinnie McGhee, Jr.	2	2

Led/Shared Team Lead in Scoring

Player	07-08
Loren Leath	13
Vinnie McGhee, Jr.	9
Clark Woods	3
Jason Davis	2
Justin Eller	1
Donald Thomas	1
Justin Williams	1

Led/Shared Team Lead in Assists

Player	07-08
Vinnie McGhee, Jr.	24
Justin Williams	4

Clark Woods	2
Alonzo Young	1

Led/Shared Team Lead in Rebounds

Player	07-08
Justin Williams	8
Randy Adams	6
Jason Davis	4
Justin Eller	4
Darnell Ferguson	4
Loren Leath	2
Donald Thomas	2
Wandji Aboubakar	1
Vinnie McGhee, Jr.	1
Clark Woods	1

Scored Team's First Point

Player	07-08
Loren Leath	5
Clark Woods	5
Randy Adams	4
Justin Williams	3
Darnell Ferguson	3
Jason Davis	2
Justin Eller	2
Vinnie McGhee, Jr.	2
Roderick Adams	1
Donald Thomas	1



ALONZO YOUNG



SEASON REVIEW

Game 1 • Nov. 9, 2007

#25 Kansas State 94 • Sacramento State 63
Manhattan, Kan. • Bramlage Coliseum (12,496)

SAC	FG	3FG	FT	RB	A	TO	BK	ST	PTS
Harrison-c	2-3	0-0	2-4	3	1	2	0	0	6
Adams, Ra.-f	0-2	0-0	1-2	3	0	0	0	0	1
Williams-f	3-8	0-0	0-2	8	1	2	1	5	6
Adams, Ro.-g	0-5	0-0	1-2	4	4	7	0	0	1
Leath-g	7-19	2-8	7-9	4	1	4	0	2	23
Kasongo	0-0	0-0	0-0	0	1	0	0	0	0
McGhee	2-5	1-2	3-4	0	5	8	0	1	8
Ferguson	0-0	0-0	0-0	0	0	1	0	0	0
Thomas	2-4	0-1	0-0	1	0	2	0	0	4
Young	0-1	0-0	2-4	1	1	2	0	0	2
Woods	2-4	2-4	0-0	2	0	2	0	0	6
Eller	2-4	0-0	2-4	3	0	1	1	1	6
Team				3					
TOTALS	20-55	5-15	18-31	32	14	31	2	9	63

KSU	FG	3FG	FT	RB	A	TO	BK	ST	PTS
Gilbert-f	2-5	0-2	0-0	3	4	3	0	0	4
Beasley-f	12-20	1-2	7-11	24	4	8	4	2	32
Anderson-f	2-5	0-0	0-0	6	0	0	0	1	4
Pullen-g	7-11	2-4	2-2	1	5	6	0	2	18
Young-g	5-8	4-5	8-11	3	1	1	0	0	22
Brown	2-7	1-2	0-0	1	1	2	1	1	5
Merriewether	0-3	0-1	1-2	2	3	1	0	1	1
Kent	0-3	0-1	1-2	3	1	2	1	2	1
Colon	2-5	0-0	1-3	3	0	2	0	0	5
Franklin	1-3	0-1	0-0	2	3	1	0	1	2
Team				1					
TOTALS	33-70	8-18	20-31	49	22	26	6	10	94

	1st	2nd	FG%	3PT%	FT%
Sacramento State	33	30	.364	.333	.581
Kansas State	50	44	.471	.444	.645

Game 2 • Nov. 12, 2007

Sacramento State 104 • Simpson 71
Sacramento, Calif. • Hornets Nest (451)

SAC	FG	3FG	FT	RB	A	TO	BK	ST	PTS
SIM									
Payne-f	4-7	1-2	2-2	4	5	3	2	0	11
Nixon-f	3-8	0-1	0-2	7	1	3	0	0	6
Barclay-c	3-5	0-1	1-1	4	1	1	1	0	7
Morrison-g	0-7	0-3	2-2	3	0	1	0	0	2
Washington-g	2-7	0-0	3-5	0	4	4	0	1	7
Johnson	1-5	0-0	0-0	3	1	2	0	0	2
King	1-6	1-4	0-0	5	2	1	0	0	3
Sidener	1-4	1-3	0-0	3	2	1	0	1	3
Eppler	5-7	5-6	0-0	3	0	1	0	0	15
McBride	1-3	0-1	1-1	0	0	1	0	0	3
Bringle	0-1	0-0	0-0	0	0	2	0	0	0
Ellison	1-1	0-0	0-0	0	0	2	1	0	2
Eoff	4-7	0-2	0-0	5	0	5	0	1	8
Bond	1-4	0-1	0-1	3	0	0	0	0	2
Team				6					
TOTALS	27-72	8-24	9-14	46	16	27	4	3	71

SAC	FG	3FG	FT	RB	A	TO	BK	ST	PTS
Adams, Ra.-f	3-7	0-0	2-2	6	0	1	1	1	8
Williams-f	9-12	0-0	1-1	9	1	1	3	2	19
McGhee-g	7-13	0-1	2-2	5	12	3	0	3	16
Adams, Ro.-g	2-5	0-0	0-2	3	3	1	0	2	4
Leath-g	8-19	6-12	5-7	4	2	1	0	1	27
Harrison	1-1	0-0	1-2	2	0	1	2	0	3
Ferguson	0-1	0-0	0-0	0	0	0	0	0	0
Thomas	2-5	0-1	4-5	5	1	0	0	2	8
Young	0-1	0-0	1-2	0	1	1	0	1	1
Woods	0-5	0-4	0-0	3	0	3	0	1	0
Davis	1-4	0-0	4-9	6	0	0	0	1	6
Eller	4-4	0-0	4-6	4	0	1	2	3	12
Team				4					
TOTALS	37-77	6-18	24-38	51	20	13	8	17	104

	1st	2nd	FG%	3PT%	FT%
Simpson	34	37	.375	.333	.643
Sacramento State	63	41	.481	.333	.632

Game 3 • Nov. 14, 2007

Southern Utah 57 • Sacramento State 53
Sacramento, Calif. • Hornets Nest (523)

SUU	FG	3FG	FT	RB	A	TO	BK	ST	PTS
Payne-f	10-15	0-1	9-14	5	3	5	0	3	29
Quinney-f	3-5	0-0	1-2	3	3	5	1	1	7
Sorensen-c	2-5	0-0	0-0	6	1	3	0	0	4
Marek-g	1-1	0-0	2-2	1	5	2	0	0	4
Roberts-g	2-3	0-1	0-1	7	2	2	1	0	4
Griego	2-6	0-0	3-4	7	1	1	0	0	7
Crum	0-1	0-0	0-0	0	1	2	0	0	0
Josserand	0-0	0-0	0-0	1	0	1	0	0	0
Higbee	0-3	0-2	0-0	0	0	0	0	0	0
Baker	1-2	0-0	0-0	3	0	3	0	0	2
Clifford	0-1	0-0	0-0	5	0	1	0	0	0
Team				4					
TOTALS	21-42	0-4	15-23	42	16	25	2	4	57

SAC	FG	3FG	FT	RB	A	TO	BK	ST	PTS
Adams, Ra.-f	2-4	0-0	0-1	4	0	0	0	2	4
Williams-f	2-5	0-0	0-1	3	0	1	3	1	4
McGhee-g	4-11	2-7	0-0	3	7	2	0	1	10
Adams, Ro.-g	3-5	2-2	1-4	2	2	4	0	3	9
Leath-g	5-19	4-11	0-1	0	2	3	0	2	14
Harrison	0-0	0-0	0-0	0	0	1	0	0	0
Thomas	1-2	0-0	0-0	0	1	1	0	1	2
Woods	1-3	0-0	0-0	0	0	2	0	0	2
Davis	1-1	0-0	1-2	4	0	1	1	1	3
Eller	1-4	0-0	3-5	6	1	2	2	0	5
Team				3					
TOTALS	20-54	8-20	5-14	25	13	17	6	11	53

	1st	2nd	FG%	3PT%	FT%
Southern Utah	24	33	.500	.000	.652
Sacramento State	29	24	.370	.400	.357

Game 4 • Nov. 17, 2007

San Francisco 93 • Sacramento State 63
San Francisco, Calif. • War Memorial Gym (1,600)

SAC	FG	3FG	FT	RB	A	TO	BK	ST	PTS
Leath-g	4-10	0-3	2-3	3	1	4	0	0	10
McGhee-g	3-9	2-5	0-0	3	4	6	0	2	8
Adams, Ro.-g	1-1	0-0	0-0	0	0	0	0	0	2
Adams, Ra.-f	2-6	0-0	1-4	5	0	1	0	0	5
Davis-f	2-3	0-0	4-10	2	0	1	0	2	8
Harrison	0-1	0-0	1-2	2	0	1	0	1	1
Ferguson	0-1	0-1	0-0	0	1	1	0	0	0
Thomas	6-10	0-0	4-6	4	0	4	0	0	16
Young	1-2	0-0	0-0	0	1	3	0	1	2
Woods	3-6	3-5	0-0	1	0	2	0	0	9
Eller	1-2	0-1	0-0	4	0	1	1	0	2
Team				4					
TOTALS	23-51	5-15	12-25	28	7	24	1	6	63

USF	FG	3FG	FT	RB	A	TO	BK	ST	PTS
Quezada-g	4-9	1-1	1-1	5	5	5	0	3	10
Hadley-g	0-3	0-1	0-0	1	0	3	0	0	0
Lowhorn-f	13-21	1-1	3-3	9	2	1	2	0	30
Cavic-f	4-5	2-2	4-5	6	1	3	0	0	14
Taylor-c	3-5	0-0	1-4	5	1	0	1	0	7
Strong	9-17	1-2	2-2	4	6	4	0	5	21
Hernandez	2-3	2-3	0-0	1	5	2	1	1	6
Morgan	0-0	0-0	0-0	4	0	2	0	1	0
Brooks	1-1	0-0	0-0	0	0	0	0	1	2
Zamorano	1-2	1-2	0-0	0	0	0	0	0	3
Team				3					
TOTALS	37-66	8-12	11-15	38	20	20	4	11	93

	1st	2nd	FG%	3PT%	FT%
Sacramento State	33	30	.451	.333	.480
San Francisco	50	43	.561	.667	.733

Game 5 • Nov. 21, 2007

Pacific 75 • Sacramento State 62
Stockton, Calif. • Spanos Center (2,822)

SAC	FG	3FG	FT	RB	A	TO	BK	ST	PTS
Adams, Ra.-f	0-3	0-0	0-0	4	0	2	0	0	0
Davis-f	2-5	0-0	1-2	5	1	1	0	2	5
McGhee-g	4-11	2-7	1-2	1	4	3	0	2	11
Woods-g	4-8	3-5	2-2	1	0	1	1	2	13
Leath-g	6-14	4-6	2-3	1	0	3	0	0	18
Ferguson	0-0	0-0	0-0	0	0	0	0	0	0
Thomas	3-7	0-1	0-0	8	1	4	0	1	6
Young	1-2	0-0	0-0	0	0	1	0	0	2
Williams	2-3	0-0	0-0	2	0	1	0	0	4
Eller	1-5	0-0	1-2	4	0	1	1	0	3
Team				4					
TOTALS	23-58	9-19	7-11	30	6	17	2	7	62

PAC	FG	3FG	FT	RB	A	TO	BK	ST	PTS
Brown-f	5-10	0-0	6-6	12	1	2	1	1	16
Ford-f	3-4	0-0	3-4	2	3	0	3	4	9
Nunnally-c	5-7	0-0	2-4	3	1	1	1	0	12
Troyer-g	2-6	2-3	2-2	2	3	1	0	1	8
Johnson-g	2-8	2-5	3-5	1	2	4	0	1	9
Morgan	1-2	1-1	0-0	0	1	1	0	1	3
Smith	0-2	0-2	0-0	0	0	0	0	0	0
Kirby	1-1	0-0	0-0	2	2	4	1	0	2
Doran	0-0	0-0	0-0	1	0	1	0	0	0
Neimeyer	0-0	0-0	0-0	1	0	1	0	0	0
Willard	0-0								

SEASON REVIEW



Game 7 • Nov. 27, 2007

Stanford 84 • Sacramento State 58
Stanford, Calif. • Maples Pavilion (7,329)

SAC	FG	3FG	FT	RB	A	TO	BK	ST	PTS
Williams-f	2-6	0-0	0-0	2	0	1	1	0	4
Eller-c	2-9	0-1	1-4	2	0	1	0	2	5
McGhee-g	3-10	1-3	0-0	3	5	6	0	1	7
Woods-g	2-4	2-4	0-0	2	1	1	0	0	6
Leath-g	4-13	2-7	4-6	2	2	2	0	2	14
Adams, Ra.	1-3	0-0	1-2	4	0	0	0	1	3
Ferguson	0-0	0-0	0-0	1	0	0	0	0	0
Thomas	4-8	0-1	3-4	4	0	3	0	0	11
Davis	4-7	0-0	0-2	4	1	1	0	3	8
Team				7					
TOTALS	22-60	5-16	9-18	31	9	15	1	9	58

STAN	FG	3FG	FT	RB	A	TO	BK	ST	PTS
Hill-f	3-7	2-4	0-0	5	4	1	1	1	8
Washington-f	4-6	0-0	2-4	6	4	3	1	5	10
Lopez-c	6-9	0-0	1-3	4	0	3	5	0	13
Johnson-g	3-7	0-2	0-0	2	3	1	0	2	6
Goods-g	5-7	3-4	1-1	3	4	0	0	0	14
Fields	2-7	1-3	0-0	3	1	0	1	0	5
Shiller	1-2	1-2	0-0	2	0	1	1	0	3
Brown	3-7	0-3	1-1	4	1	2	0	1	7
Owens	3-3	0-0	0-0	1	1	1	0	0	6
Finger	4-5	0-0	3-5	7	2	2	0	0	11
Prowitt	0-0	0-0	1-2	1	0	2	0	0	1
Team				2					
TOTALS	34-60	7-18	9-16	40	20	16	9	9	84

	1st	2nd	FG%	3PT%	FT%
Sacramento State	25	33	.367	.313	.500
Stanford	42	42	.567	.389	.563

Game 8 • Dec. 4, 2007

Sacramento State 72 • William Jessup 54
Sacramento, Calif. • Hornets Nest (559)

WJ	FG	3FG	FT	RB	A	TO	BK	ST	PTS
Botner-f	3-8	0-1	4-7	4	0	3	0	2	10
Holt-c	0-0	0-0	0-0	1	0	1	0	1	0
Seikowsky-g	1-8	0-5	2-5	2	5	1	0	3	4
Hull-g	3-10	1-2	1-2	4	2	4	0	0	8
Birchard-g	3-10	1-2	3-5	8	1	4	0	1	10
Yamamoto	0-0	0-0	0-0	0	0	0	0	0	0
Budiselich	1-3	1-2	0-0	0	0	2	0	0	3
Boles	1-3	0-2	0-0	1	0	1	0	0	2
Cassell	3-7	0-1	5-7	3	0	0	0	1	11
Dimolsantos	2-4	0-0	2-4	8	0	1	0	2	6
Team				6					
TOTALS	17-53	3-15	17-30	37	8	17	0	10	54

SAC	FG	3FG	FT	RB	A	TO	BK	ST	PTS
Williams-f	6-9	0-0	0-0	8	0	2	3	4	12
Eller-c	0-2	0-0	0-2	7	0	2	0	0	0
McGhee-g	4-10	0-4	0-0	2	14	6	0	1	8
Woods-g	0-6	0-5	2-2	0	1	0	1	2	2
Leath-g	6-14	5-7	5-8	5	0	4	0	2	22
Adams	0-1	0-0	6-8	9	0	1	1	0	6
Ferguson	2-2	1-1	0-0	0	0	1	0	0	5
Thomas	2-4	1-1	1-2	3	1	2	0	1	6
Aboubakar	0-0	0-0	0-0	0	0	0	0	0	0
Davis	5-8	0-0	1-2	6	0	0	1	1	11
Team				2					
TOTALS	25-56	7-18	15-24	44	15	19	5	10	72

	1st	2nd	FG%	3PT%	FT%
William Jessup	29	25	.321	.200	.567
Sacramento State	38	34	.446	.389	.625

Game 9 • Dec. 11, 2007

#16 Oregon 93 • Sacramento State 66
Eugene, Ore. • McArthur Court (8,125)

SAC	FG	3FG	FT	RB	A	TO	BK	ST	PTS
Williams-f	2-6	0-1	0-0	0	1	1	1	0	4
Adams-f	2-4	0-0	1-1	8	1	1	0	0	5
McGhee-g	2-13	0-4	0-1	3	7	2	0	0	4
Woods-g	2-6	1-3	2-3	4	1	2	1	0	7
Leath-g	8-17	5-9	0-0	4	0	1	0	2	21
Ferguson	2-2	0-0	0-0	1	0	0	0	0	4
Thomas	5-10	0-2	1-2	2	0	1	0	1	11
Aboubakar	0-0	0-0	0-0	1	0	0	0	0	0
Schulte	0-0	0-0	0-0	1	1	0	0	0	0
Davis	1-4	0-0	2-2	3	0	0	0	0	4
Eller	2-6	0-0	2-2	0	1	1	0	0	6
Team				5					
TOTALS	26-68	6-19	8-11	32	12	9	2	3	66

ORE	FG	3FG	FT	RB	A	TO	BK	ST	PTS
Taylor-f	4-11	4-8	3-4	7	2	1	1	0	15
Catron-f	8-10	1-1	3-9	8	3	2	1	2	20
Leunen-c	8-10	2-4	5-6	11	3	0	0	1	23
Porter-g	6-18	2-9	3-5	2	3	3	0	2	17
Brown	1-4	0-1	2-2	2	6	3	0	2	4
Platt	0-0	0-0	0-2	1	0	0	1	0	0
Dorsainvil	4-7	0-0	3-3	6	0	1	1	0	11
Odia	1-3	1-3	0-0	5	2	0	0	0	3
Team				4					
TOTALS	32-63	10-26	19-31	46	19	10	4	7	93

	1st	2nd	FG%	3PT%	FT%
Sacramento State	36	30	.382	.316	.727
Oregon	46	47	.508	.385	.613

Game 10 • Dec. 15, 2007

#10 Marquette 82 • Sacramento State 51
Milwaukee, Wis. • Bradley Center (13,673)

SAC	FG	3FG	FT	RB	A	TO	BK	ST	PTS
Adams, Ra.-f	2-3	0-0	1-1	5	1	2	0	1	5
Williams-f	5-8	0-0	0-0	9	4	4	0	0	10
McGhee-g	5-17	1-5	4-4	0	2	7	0	3	15
Woods-g	1-4	0-2	0-0	0	0	1	1	2	2
Leath-g	1-8	0-1	0-0	4	3	5	0	0	2
Ferguson	0-2	0-0	0-0	3	0	0	1	0	0
Thomas	1-2	0-0	0-0	2	0	1	0	1	2
Aboubakar	0-0	0-0	0-1	0	0	0	0	0	0
Schulte	0-0	0-0	0-1	0	0	0	0	0	0
Davis	2-4	0-0	2-6	7	2	0	0	1	6
Eller	4-5	0-0	1-4	1	0	2	0	1	9
Team				2					
TOTALS	21-53	1-8	8-17	33	12	23	2	8	51

MAR	FG	3FG	FT	RB	A	TO	BK	ST	PTS
Burke-f	2-2	0-0	1-4	5	0	1	1	3	5
Hayward-f	5-7	1-2	1-2	7	1	2	0	1	12
James-g	3-11	1-4	1-2	2	4	3	0	1	8
McNeal	3-6	1-3	6-8	4	4	5	0	2	13
Matthews	5-9	0-1	2-4	3	4	2	0	0	12
Christopherson	1-3	1-3	0-0	1	0	0	0	0	3
Acker	3-6	1-2	3-6	0	2	0	0	1	10
Hazel	0-0	0-0	0-0	1	0	0	0	0	0
Cubillan	1-4	0-2	3-5	2	3	1	1	2	5
Blackledge	0-0	0-0	0-0	1	0	1	0	0	0
Barro	5-6	0-0	2-3	6	0	0	2	1	12
Brice	0-0	0-0	1-2	0	0	0	0	0	1
Frozena	0-0	0-0	1-2	0	0	0	0	0	1
Team				3					
TOTALS	28-54	5-17	21-38	35	18	15	5	11	82

	1st	2nd	FG%	3PT%	FT%
Sacramento State	22	29	.396	.125	.471
Marquette	46	36	.519	.294	.553

Game 11 • Dec. 28, 2007

Northern Colorado 74 • Sacramento State 60
Greeley, Colo. • Butler-Hancock Pavilion (971)

SAC	FG	3FG	FT	RB	A	TO	BK	ST	PTS
Adams-c	0-2	0-0	0-0	5	1	0	0	0	0
Williams-f	2-5	0-0	0-1	3	2	2	0	4	4
McGhee-g	7-12	4-6	1-2	0	3	1	0	1	19
Woods-g	4-9	1-4	2-4	2	2	1	0	3	11
Leath-g	1-11	1-6	2-2	2	0	4	0	1	5
Ferguson	1-2	0-0	0-0	3	1	1	0	0	2
Thomas	1-3	1-1	3-4	2	2	1	0	0	6
Young	3-6	0-0	1-1	2	1	3	1	0	7
Aboubakar	0-0	0-0	0-0	0	0	0	0	0	0
Schulte	0-0	0-0	0-0	0	0	1	0	0	0
Davis	0-0	0-0	0-0	1	0	1	0	1	0
Eller	3-3	0-0	0-0	2	0	3	0	1	6
Team				1					
TOTALS	22-53	7-17	9-14	23	12	19	1	11	60

NCOL	FG	3FG	FT	RB	A	TO	BK	ST	PTS
Banks-f	4-6	1-1	7-8	8	0	5	0	0	16
Montgomery-f	1-5	0-0	0-0	3	1	2	0	1	2
Palacios-g	1-5	0-0	0-0	6	4	4	0	1	2
Panagiotak-g	0-5	0-2	0-0	3	4	2	0	2	0
Beitzel-g	1-4	0-2	0-0	1	1	1	0	1	2
Figures	2-4	1-1	1-1	3	2	2	0	0	6
Taibi	9-16	6-10	0-0	6	2	1	0	2	24
Anderson	0-0	0-0	0-0	2	0	1	0	0	0
Garrett	0-0	0-0	0-0	0	0	2	0	0	0
Kingman	3-7	1-3	4-4	4	0	1	0	1	11
Mason	4-5	0-1	3-3	4	0	3	0	1	11
Team				3					
TOTALS	25-57	9-21	15-16	43	14	24	0	9	74

	1st	2nd	FG%	3PT%	FT%
Sac					



SEASON REVIEW

Game 13 • Jan. 5, 2008

Eastern Washington 76 • Sacramento State 52
Cheney, Wash. • Reese Court (1,501)

SAC	FG	3FG	FT	RB	A	TO	BK	ST	PTS
Ferguson-f	1-5	0-4	6-7	3	0	0	1	0	8
Davis-f	1-1	0-0	0-0	2	0	0	0	1	2
Adams-c	2-5	0-0	1-2	2	1	2	1	1	5
McGhee-g	2-7	1-3	0-0	2	0	5	0	1	5
Woods-g	0-3	0-1	0-1	2	1	1	0	1	0
Thomas	3-3	1-1	1-4	3	0	2	0	1	8
Young	0-1	0-0	1-2	0	3	1	0	0	1
Aboubakar	0-0	0-0	2-2	0	0	1	0	0	2
Leath	1-6	1-1	2-4	1	1	2	0	1	5
Williams	3-5	0-0	0-0	4	0	3	1	0	6
Eller	2-6	0-1	6-7	7	0	3	0	0	10
Team				2					
TOTALS	15-42	3-11	19-29	28	6	20	3	6	52

EWU	FG	3FG	FT	RB	A	TO	BK	ST	PTS
Hinton-f	3-8	1-3	2-2	6	0	2	0	2	9
Williams-f	10-16	1-4	1-1	9	7	2	0	0	22
Moore-c	6-7	0-0	0-2	7	0	1	1	0	12
Gibson-g	1-5	1-5	2-2	2	6	2	0	1	5
Gross-g	1-3	0-2	4-4	2	2	1	0	0	6
DeLeon	2-7	1-4	1-3	4	7	4	1	1	6
Loofburrow	1-3	0-2	0-0	1	0	0	0	0	2
Stanojevic	4-8	4-8	0-0	0	1	0	0	3	12
Brunell	1-1	0-0	0-0	2	1	2	1	2	2
Team				2					
TOTALS	29-58	8-28	10-14	35	24	14	3	9	76

	1st	2nd	FG%	3PT%	FT%
Sacramento State	22	30	.357	.273	.655
Eastern Washington	36	40	.500	.286	.714

Game 14 • Jan. 10, 2008

Sacramento State 78 • Montana State 77
Sacramento, Calif. • Hornets Nest (533)

MSU	FG	3FG	FT	RB	A	TO	BK	ST	PTS
Zamora-f	2-5	0-0	0-0	5	1	0	4	2	4
Mbunga-c	6-8	0-0	2-2	9	0	1	2	2	14
Taylor-g	9-16	5-9	11-12	5	1	3	1	0	34
Durham-g	0-8	0-8	2-3	2	1	0	1	0	2
Davis-g	2-8	0-0	6-8	7	5	1	0	0	10
Hennessy	0-1	0-1	0-0	0	2	2	0	0	0
Friesen	2-6	0-3	0-2	3	4	2	0	0	4
Howard	2-4	1-3	2-3	4	0	4	0	0	7
Johnson	0-4	0-1	2-2	2	1	1	0	0	2
Team				5					
TOTALS	23-60	6-25	25-32	42	15	14	8	4	77

SAC	FG	3FG	FT	RB	A	TO	BK	ST	PTS
Ferguson-f	1-5	0-1	0-0	5	2	2	3	0	2
Eller-c	0-0	0-0	2-2	0	0	1	0	0	2
McGhee-g	9-17	2-2	3-5	4	5	2	0	1	23
Woods-g	2-4	2-3	2-2	7	1	1	1	1	8
Leath-g	6-22	1-7	6-8	7	1	2	0	3	19
Thomas	2-8	1-3	1-2	4	1	0	0	0	6
Young	0-5	0-0	1-2	1	0	0	0	0	1
Aboubakar	2-4	0-0	1-2	8	0	2	2	0	5
Williams	5-6	0-0	2-3	5	1	1	2	2	12
Team				5					
TOTALS	27-71	6-16	18-26	46	11	11	8	7	78

	1st	2nd	FG%	3PT%	FT%
Montana State	34	43	.383	.240	.781
Sacramento State	38	40	.380	.375	.692

Game 15 • Jan. 12, 2008

Montana 76 • Sacramento State 69
Sacramento, Calif. • Hornets Nest (629)

UM	FG	3FG	FT	RB	A	TO	BK	ST	PTS
Hasquet-f	5-10	1-3	8-11	11	2	3	1	0	19
Strait-c	5-7	0-0	3-4	12	1	3	0	1	13
Rundles-g	3-5	3-4	0-1	0	0	2	0	0	9
Staudacher-g	3-7	3-7	0-0	2	4	2	1	0	9
Elgin-Taylor-g	1-4	0-1	8-11	6	6	3	2	0	10
Martin	4-7	2-5	0-0	3	6	3	0	2	10
Sharp	3-5	0-0	0-1	2	0	2	0	0	6
Team				3					
TOTALS	24-45	9-20	19-28	39	19	18	4	3	76

SAC	FG	3FG	FT	RB	A	TO	BK	ST	PTS
Ferguson-f	0-5	0-2	0-0	2	0	0	0	1	0
Eller-c	3-4	0-1	2-4	3	1	0	0	0	8
McGhee-g	3-13	2-6	1-2	0	5	1	0	4	9
Woods-g	1-4	1-3	0-0	1	5	0	0	1	3
Leath-g	5-15	1-7	8-9	6	1	3	0	4	19
Thomas	0-2	0-2	1-2	0	0	0	0	0	1
Young	2-5	0-1	2-2	2	0	1	0	0	6
Aboubakar	3-4	0-0	1-2	3	0	0	0	0	7
Williams	8-9	0-0	0-0	6	3	3	2	0	16
Team				4					
TOTALS	25-61	4-22	15-21	27	15	8	2	10	69

	1st	2nd	FG%	3PT%	FT%
Montana	34	42	.533	.450	.679
Sacramento State	32	37	.410	.182	.714

Game 16 • Jan. 15, 2008

CS Bakersfield 73 • Sacramento State 61
Sacramento, Calif. • Hornets Nest (508)

CSB	FG	3FG	FT	RB	A	TO	BK	ST	PTS
Hall-f	6-8	0-0	2-7	10	3	2	0	1	14
Robinson-c	0-1	0-0	0-0	1	0	1	1	0	0
Bragg-g	5-7	0-1	4-5	3	6	9	0	2	14
Johns-g	2-9	1-6	2-2	5	2	0	0	2	7
Grasmick-g	4-9	4-9	0-0	3	3	1	0	1	12
Johnson	0-0	0-0	0-0	2	1	1	0	0	0
Blakely	6-11	1-2	1-1	8	0	1	0	3	14
Rose	0-0	0-0	3-4	2	1	2	0	0	3
Brown	2-4	1-3	0-0	0	0	1	0	0	5
Lee	2-4	0-0	0-0	2	1	0	0	0	4
Team				2					
TOTALS	27-53	7-21	12-19	38	17	18	1	9	73

SAC	FG	3FG	FT	RB	A	TO	BK	ST	PTS
Ferguson-f	0-2	0-1	0-0	0	0	0	0	0	0
Eller-c	3-9	0-0	1-2	8	0	1	0	0	7
McGhee-g	6-10	2-5	3-4	2	6	3	0	1	17
Woods-g	3-10	1-7	0-0	2	0	3	1	1	7
Leath-g	8-19	4-13	0-0	3	2	4	0	3	20
Thomas	1-4	0-2	0-0	2	1	1	0	1	2
Young	0-1	0-0	0-0	0	1	0	0	0	0
Aboubakar	1-1	0-0	0-0	2	0	1	1	0	2
Williams	3-6	0-0	0-0	7	2	1	1	2	6
Team				2					
TOTALS	25-62	7-28	4-6	31	12	14	3	8	61

	1st	2nd	FG%	3PT%	FT%
Cal State Bakersfield	34	39	.509	.333	.632
Sacramento State	30	31	.403	.250	.667



DONALD THOMAS

Game 17 • Jan. 19, 2008

Northern Arizona 80 • Sacramento State 69
Sacramento, Calif. • Hornets Nest (646)

NAU	FG	3FG	FT	RB	A	TO	BK	ST	PTS
Comagic-f	4-9	0-1	2-2	6	1	9	9	9	10
Landry-c	8-9	0-0	3-4	9	1	4	3	1	19
Wilson-g	4-5	0-0	11-12	2	8	5	0	1	19
Bishop-g	0-1	0-0	0-0	4	0	3	0	1	0
Filzen-g	1-4	1-4	0-0	0	0	0	0	0	3
Johnson	1-3	1-1	0-0	3	2	1	0	0	3
Jones	0-1	0-0	0-0	1	2	1	0	1	0
Geiser	5-9	3-7	8-9	4	1	1	0	0	21
Sharp	0-0	0-0	0-1	1	0	1	0	0	0
McCurdy	1-4	0-0	1-2	2	0	0	1	0	3
Larson	1-1	0-0	0-0	3	1	1	0	1	2
Team				7					
TOTALS	25-46	5-13	25-30	42	16	20	4	5	80

SAC	FG	3FG	FT	RB	A	TO	BK	ST	PTS
Ferguson-f	0-3	0-0	0-0	0	1	1	0	2	0
Eller-c	1-5	0-1	0-1	4	1	0	0	0	2
McGhee-g	7-15	5-8	3-4	4	6	2	0	3	22
Woods-g	3-9	2-7	0-1	4	1	6	0	2	8
Leath-g	5-11	1-3	0-0	1	1	1	0	1	11
Thomas	1-4	0-1	0-2	1	0	0	0	0	2
Young	4-8	0-0	3-7	3	4	1	0	0	11
Aboubakar	0-0	0-0	0-0	0	0	0	0	1	0
Williams	6-13	0-0	1-2	8	1	1	1	4	13
Team				4					
TOTALS	27-68	8-20	7-17	29	15	12	1	13	69

	1st	2nd	FG%	3PT%	FT%
Northern Arizona	38	42	.543	.385	.833
Sacramento State	25	44	.397	.400	.412



Game 18 • Jan. 23, 2008

Weber State 69 • Sacramento State 56
Ogden, Utah • Dee Events Center (2,640)

SAC	FG	3FG	FT	RB	A	TO	BK	ST	PTS
Ferguson-f	2-4	0-1	0-1	5	2	0	2	0	4
Eller-c	2-4	0-0	2-2	5	1	2	1	0	6
Woods-g	5-6	4-5	7-8	5	1	1	0	1	21
McGhee-g	2-10	2-6	1-2	2	3	3	0	3	7
Leath-g	4-11	1-5	2-2	1	0	2	0	4	11
Thomas	1-2	1-2	2-3	2	1	0	0	0	5
Young	0-2	0-0	0-2	0	1	2	0	0	0
Aboubakar	0-1	0-0	0-0	1	0	0	0	0	0
Williams	1-2	0-0	0-0	0	2	3	0	0	2
Team				2					
TOTALS	17-42	8-19	14-20	23	11	13	3	8	56

WSU	FG	3FG	FT	RB	A	TO	BK	ST	PTS
Valeika-f	5-6	1-2	0-1	9	2	0	0	3	11
Davis-f	1-3	0-0	0-0	2	0	7	1	0	2
Panos-c	7-10	0-0	2-5	9	0	1	1	0	16
Harris-g	5-9	1-3	2-3	2	2	2	0	1	13
Van Brocklin-g	2-7	0-4	0-0	3	4	0	0	2	4
Nance	0-1	0-0	0-0	1	0	0	0	0	0
Benson	0-0	0-0	0-0	0	1	0	0	0	0
Johnson	1-1	0-0	0-0	1	0	0	0	0	2
McCoy	2-5	2-2	0-0	1	2	0	0	0	6
Billings	3-8	0-4	1-1	3	2	0	1	0	7
Silveira	3-6	2-5	0-0	4	3	2	0	2	8
Morris	0-0	0-0	0-0	0	0	0	0	0	0
Team				3					
TOTALS	29-56	6-20	5-10	36	16	14	3	8	69

	1st	2nd	FG%	3PT%	FT%
Sacramento State	35	21	.405	.421	.700
Weber State	39	30	.518	.300	.500

Game 19 • Jan. 25, 2008

Idaho State 86 • Sacramento State 63
Pocatello, Idaho • Holt Arena (2,343)

SAC	FG	3FG	FT	RB	A	TO	BK	ST	PTS
Ferguson-f	0-1	0-0	2-2	4	0	1	1	2	2
Eller-c	1-4	0-0	2-2	3	0	0	0	0	4
McGhee-g	4-9	1-4	0-0	1	5	3	0	2	9
Woods-g	1-7	0-5	0-0	2	1	1	0	0	2
Leath-g	7-19	4-10	3-3	5	0	2	0	1	21
Thomas	0-0	0-0	0-0	0	0	2	1	0	0
Young	3-6	0-0	4-9	2	3	1	0	1	10
Aboubakar	0-1	0-0	0-0	2	0	0	0	0	0
Williams	6-14	0-0	3-4	4	2	2	0	3	15
Team				6					
TOTALS	22-61	5-19	14-20	29	11	12	2	9	63

ISU	FG	3FG	FT	RB	A	TO	BK	ST	PTS
Kinghorn-f	4-9	0-1	3-4	14	2	1	0	0	11
Steijn-c	3-3	0-0	1-2	2	2	1	0	0	7
Morgan-g	4-8	0-1	0-0	1	8	1	1	1	8
Carson-g	6-8	2-2	2-4	3	3	2	0	0	16
Stucki-g	5-11	1-5	4-5	4	6	1	0	3	15
Anderson	0-1	0-0	0-0	0	1	0	0	0	0
Monroe	1-2	0-0	0-0	1	2	1	1	1	2
Kilpatrick	5-7	4-5	1-4	2	1	5	0	0	15
Tatum	2-2	0-0	0-0	3	0	0	0	0	4
O'Brien	2-2	0-0	4-4	3	2	2	1	0	8
Taylor	0-0	0-0	0-0	1	0	0	2	0	0
Team				3					
TOTALS	32-53	7-14	15-23	36	27	15	5	5	86

	1st	2nd	FG%	3PT%	FT%
Sacramento State	27	36	.361	.263	.700
Idaho State	35	51	.604	.500	.652

Game 20 • Feb. 2, 2008

Sacramento State 74 • Northern Colorado 70
Sacramento, Calif. • Hornets Nest (530)

NCOL	FG	3FG	FT	RB	A	TO	BK	ST	PTS
Mason-f	2-9	0-3	6-9	4	3	2	1	3	10
Banks-c	3-10	0-1	4-5	4	1	1	1	1	10
Figures-g	3-6	2-4	2-2	1	0	3	0	0	10
Anderson-g	3-4	1-1	4-4	2	1	4	1	3	11
Palacios-g	5-9	0-1	3-4	9	1	1	0	1	13
Taibi	3-5	2-4	0-0	3	2	3	0	0	8
Garrett	0-0	0-0	0-0	1	2	2	0	0	0
Beitzel	0-2	0-1	0-0	1	1	0	0	0	0
Kingman	1-2	0-1	1-2	2	1	0	0	0	3
Montgomery	2-3	0-1	1-2	3	0	0	0	0	5
Team				5					
TOTALS	22-50	5-17	21-28	35	12	16	3	8	70

SAC	FG	3FG	FT	RB	A	TO	BK	ST	PTS
Ferguson-f	3-5	2-2	0-0	8	2	1	0	1	8
Eller-c	1-6	0-1	0-0	7	0	2	1	0	2
McGhee-g	6-16	2-5	3-4	1	6	5	0	3	17
Thomas-g	0-2	0-0	0-1	2	1	1	0	0	0
Woods-g	4-11	2-6	5-6	2	0	0	0	3	15
Young	1-2	0-0	0-1	0	0	0	0	0	2
Aboubakar	0-0	0-0	0-0	0	0	0	0	0	0
Schulte	0-0	0-0	0-0	0	0	0	0	0	0
Leath	2-6	1-3	0-0	0	1	0	0	0	5
Williams	4-6	0-0	2-2	5	5	2	2	1	10
Davis	6-6	0-0	3-8	7	0	0	0	1	15
Team				3					
TOTALS	27-60	7-17	13-22	35	15	11	3	9	74

	1st	2nd	FG%	3PT%	FT%
Northern Colorado	28	42	.440	.294	.750
Sacramento State	31	43	.450	.412	.591

Game 21 • Feb. 7, 2008

Eastern Washington 59 • Sacramento State 57
Sacramento, Calif. • Hornets Nest (651)

EWU	FG	3FG	FT	RB	A	TO	BK	ST	PTS
Williams-f	7-13	0-3	2-2	13	0	2	0	1	16
Moore-c	3-7	0-0	5-8	5	0	0	0	1	11
Hinton-g	2-6	1-2	1-2	2	1	2	0	0	6
Gibson-g	2-5	0-2	2-3	3	0	2	0	2	6
Gross-g	3-7	0-2	2-2	2	1	3	2	1	8
DeLeon	1-5	0-2	0-0	3	2	4	0	2	2
Stanojevic	2-6	2-5	2-2	2	1	1	0	0	8
Brunell	1-2	0-1	0-0	1	0	0	0	1	2
Team				4					
TOTALS	21-51	3-17	14-19	35	5	14	2	8	59

SAC	FG	3FG	FT	RB	A	TO	BK	ST	PTS
Ferguson-f	0-2	0-2	0-0	1	0	2	0	0	0
Eller-c	1-1	0-0	0-0	4	0	1	0	0	2
McGhee-g	3-10	1-5	3-4	1	6	3	0	1	10
Thomas-g	0-1	0-0	0-0	1	0	1	0	0	0
Woods-g	4-6	3-5	5-5	4	4	0	0	2	16
Young	2-5	0-1	0-0	3	2	2	0	2	4
Aboubakar	1-1	0-0	0-1	3	0	0	0	0	2
Leath	0-5	0-2	1-2	0	0	0	0	1	1
Williams	5-11	0-0	0-0	8	4	3	2	3	10
Davis	6-9	0-0	0-2	4	0	3	0	1	12
Team				2					
TOTALS	22-51	4-15	9-14	31	16	15	3	10	57

	1st	2nd	FG%	3PT%	FT%
Eastern Washington	25	34	.412	.176	.737
Sacramento State	31	26	.431	.267	.643

Game 22 • Feb. 9, 2008

Portland State 79 • Sacramento State 56
Sacramento, Calif. • Hornets Nest (703)

PSU	FG	3FG	FT	RB	A	TO	BK	ST	PTS
Coston-f	2-5	1-2	0-0	6	3	0	0	0	5
Morrison-c	6-6	0-0	6-7	11	1	1	6	0	18
Huff-g	6-12	0-3	2-2	6	4	4	0	1	14
Murray-g	4-8	0-4	0-0	5	2	3	0	0	8
Dominguez-g	7-11	4-8	2-2	2	3	2	0	0	20
Polis	2-4	1-2	0-0	1	1	1	0	0	5
Curtis	0-2	0-0	0-0	1	1	0	0	0	0
Mara	2-3	0-1	0-0	3	0	2	0	0	4
Hammond	1-5	0-2	1-2	2	1	2	1	1	3
Moore	0-3	0-0	2-6	6	1	1	0	1	2
Tiefenthaler	0-3	0-3	0-0	1	0	2	0	2	0
Team				5					
TOTALS	30-62	6-27	13-19	50	17	18	7	5	79

SAC	FG	3FG	FT	RB	A	TO	BK	ST	PTS
Ferguson-f	2-5	1-3	0-0	6	0	1	0	1	5
Eller-c	2-6	0-0	1-2	3	0	1	1	1	5
McGhee-g	1-7	0-2	3-3	1	3	2	0	1	5
Thomas-g	2-9	0-1	0-0	3	0	0	0	1	4
Woods-g	1-7	1-6	0-2	3	0	0	1	1	3
Young	4-6	0-0	0-1	0	1	1	0	2	8
Aboubakar	1-1	0-0	0-0	1	0	0	0	0	2
Schulte	0-0	0-0	0-0	0	0	0	0	0	0
Leath	3-8	1-1	2-2	2	2	0	0	0	8
Williams	2-11	0-0	0-0	4	1	3	0	0	4
Davis	4-4	0-0	4-6	5	2	4	0	2	12
Team				1					
TOTALS	22-51	4-15	9-14	31	16	15	3	10	56

	1st	2nd	FG%	3PT%	FT%
Portland State	40	39	.484	.222	.684
Sacramento State	28	28	.344	.154	.625

Game 23 • Feb. 14, 2008

Montana 90 • Sacramento State 57
Missoula, Mont. • Dahlberg Arena (3,354)

SAC	FG	3FG	FT	RB	A
-----	----	-----	----	----	---



SEASON REVIEW

Game 24 • Feb. 17, 2008

Montana State 87 • Sacramento State 82
Bozeman, Mont. • Worthington Arena (5,038)

SAC	FG	3FG	FT	RB	A	TO	BK	ST	PTS
Ferguson-f	1-4	0-1	0-1	2	0	1	0	0	2
Eller-f	4-6	0-0	1-1	4	0	2	0	2	9
McGhee-g	8-11	6-6	8-8	5	4	7	0	0	30
Woods-g	2-4	2-3	7-7	0	1	5	0	2	13
Leath-g	5-13	1-6	0-0	2	3	2	0	2	11
Young	1-3	0-0	1-2	1	1	0	1	1	3
Aboubakar	1-1	0-0	0-0	2	1	1	1	0	2
Schulte	0-0	0-0	0-0	0	0	0	0	0	0
Williams	3-5	0-0	2-2	3	4	4	0	2	8
Davis	1-2	0-0	2-5	3	1	1	0	0	4
Team				6					
TOTALS	26-49	9-16	21-26	28	15	23	2	9	82

MSU	FG	3FG	FT	RB	A	TO	BK	ST	PTS
Friesen-f	4-7	3-6	3-4	3	0	1	0	0	14
Zamora-f	0-1	0-0	0-0	2	1	1	1	0	0
Mbunga-c	6-11	0-0	5-6	4	0	6	2	1	17
Taylor-g	5-8	0-1	5-7	2	8	5	0	2	15
Durham-g	6-9	5-8	2-3	4	1	0	0	4	19
Hennessy	0-1	0-0	0-0	1	2	1	0	1	0
Howard	1-1	1-1	0-0	0	1	0	0	0	3
Davis	4-8	0-1	6-8	4	3	0	0	1	14
Johnson	2-3	1-2	0-0	1	0	1	1	0	5
Team				1					
TOTALS	28-49	10-19	21-28	22	16	16	4	9	87

	1st	2nd	FG%	3PT%	FT%
Sacramento State	37	45	.531	.563	.808
Montana State	52	35	.571	.526	.750

Game 25 • Feb. 21, 2008

Northern Arizona 73 • Sacramento State 59
Flagstaff, Ariz. • Walkup Skydome (1,149)

SAC	FG	3FG	FT	RB	A	TO	BK	ST	PTS
Ferguson-f	2-4	0-0	1-2	5	0	0	1	1	5
Eller-c	2-3	0-0	0-0	0	0	2	0	2	4
McGhee-g	1-5	0-2	2-2	4	2	6	0	0	4
Woods-g	4-7	4-7	0-0	3	0	1	0	1	12
Leath-g	3-16	1-6	5-7	4	1	3	0	0	12
Thomas	2-4	1-2	2-6	2	1	0	0	0	7
Aboubakar	0-2	0-0	0-0	3	0	1	1	0	0
Schulte	0-1	0-1	0-0	0	0	1	0	0	0
Williams	4-8	0-0	4-6	6	3	1	1	4	12
Davis	1-5	0-0	1-2	5	1	0	0	4	3
Team				4					
TOTALS	19-55	6-18	15-25	36	9	17	3	8	59

NAU	FG	3FG	FT	RB	A	TO	BK	ST	PTS
Larson-f	2-2	0-0	2-4	5	3	1	1	2	6
Landry-f	1-4	0-0	8-10	10	3	1	1	2	10
Johnson-g	2-4	0-1	1-2	2	2	3	0	2	5
Geiser-g	4-12	3-9	3-4	5	1	1	0	1	14
Wilson-g	4-7	3-4	5-6	2	5	3	0	1	16
Jones	1-2	0-0	0-1	2	1	0	0	0	2
Bishop	1-3	1-3	0-0	5	0	0	0	1	3
Sharp	0-0	0-0	0-0	0	0	0	0	1	0
McCurdy	3-6	0-0	2-4	2	0	0	0	0	8
Filzen	2-6	2-4	0-1	1	1	2	0	0	6
Johannsen	0-0	0-0	1-2	0	0	1	0	0	1
Comagic	1-4	0-0	0-0	3	0	0	1	0	2
Team				2					
TOTALS	21-50	9-21	22-34	39	16	12	3	10	73

	1st	2nd	FG%	3PT%	FT%
Sacramento State	26	33	.345	.333	.600
Northern Arizona	40	33	.420	.429	.647

Game 26 • Feb. 28, 2008

Idaho State 52 • Sacramento State 51
Sacramento, Calif. • Hornets Nest (510)

ISU	FG	3FG	FT	RB	A	TO	BK	ST	PTS
Kinghorn-f	1-4	0-0	0-0	4	1	2	1	1	2
Steijn-c	0-1	0-0	0-0	1	0	1	2	0	0
Morgan-g	4-11	1-4	5-5	4	5	4	0	1	14
Carson-g	4-12	0-3	3-4	7	0	1	1	1	11
Stucki-g	5-13	3-10	0-0	5	2	5	1	3	13
Monroe	2-2	0-0	0-0	5	0	0	0	0	4
Kilpatrick	0-3	0-3	0-0	3	1	0	0	0	0
Tatum	2-5	0-0	2-6	6	0	2	1	1	6
O'Brien	0-0	0-0	0-0	2	0	1	0	0	0
Taylor	1-1	0-0	0-0	0	0	0	0	0	2
Team				4					
TOTALS	19-52	4-20	10-15	41	9	16	6	7	52

SAC	FG	3FG	FT	RB	A	TO	BK	ST	PTS
Ferguson-f	2-3	0-1	0-0	2	0	0	1	1	4
Eller-c	2-5	0-0	2-2	5	0	2	0	1	6
McGhee-g	4-13	2-8	0-0	3	2	4	0	0	10
Woods-g	2-8	0-0	0-0	2	3	0	0	0	6
Leath-g	4-13	1-6	0-0	1	0	1	0	1	9
Thomas	0-1	0-1	0-0	2	0	0	0	1	0
Young	3-3	0-0	1-1	1	0	2	1	1	7
Aboubakar	0-0	0-0	1-2	2	0	1	0	1	1
Williams	0-2	0-0	0-0	2	3	1	2	3	0
Davis	3-5	0-0	2-5	7	1	1	1	0	8
Team				5					
TOTALS	20-53	5-24	6-10	32	9	12	5	9	51

	1st	2nd	FG%	3PT%	FT%
Idaho State	26	26	.365	.200	.667
Sacramento State	21	30	.377	.208	.600

Game 27 • Mar. 1, 2008

UC Davis 83 • Sacramento State 77
Davis, Calif. • The Pavilion (3,477)

SAC	FG	3FG	FT	RB	A	TO	BK	ST	PTS
Ferguson-f	1-4	0-1	2-2	6	1	1	1	0	4
Woods-f	6-17	3-11	0-0	4	0	1	0	4	15
Eller-c	0-2	0-0	0-0	5	0	0	0	0	0
McGhee-g	9-15	6-8	0-0	1	7	2	0	0	24
Leath-g	5-15	0-5	0-1	2	2	1	0	0	10
Thomas	0-0	0-0	0-0	0	0	0	0	0	0
Young	1-2	0-1	0-0	1	3	0	0	0	2
Aboubakar	0-0	0-0	0-0	0	1	0	0	0	0
Williams	6-12	0-0	2-2	5	2	2	2	4	14
Davis	2-6	0-0	4-8	5	0	1	0	2	8
Team				5					
TOTALS	30-73	9-26	8-13	34	16	8	3	10	77

UCD	FG	3FG	FT	RB	A	TO	BK	ST	PTS
Carter-f	4-9	2-4	6-6	1	1	4	1	1	16
Portz-f	3-5	0-1	0-0	2	1	3	0	0	6
Calegari-c	8-12	4-5	2-2	10	3	4	4	0	22
Oliver-g	8-11	2-4	0-2	3	4	0	0	0	18
Payne-g	4-8	1-2	10-11	10	10	4	1	2	19
Toth	0-0	0-0	0-0	0	0	0	0	0	0
Clark	0-0	0-0	0-0	0	0	0	0	0	0
Brucculari	1-3	0-2	0-0	1	1	1	0	0	2
Hanson	0-1	0-1	0-0	0	1	0	1	0	0
Team				5					
TOTALS	28-49	9-19	18-21	32	21	16	7	3	83

	1st	2nd	FG%	3PT%	FT%
Sacramento State	36	41	.411	.346	.615
UC Davis	34	49	.571	.474	.857

Game 28 • Mar. 3, 2008

Weber State 89 • Sacramento State 69
Sacramento, Calif. • Hornets Nest (639)

WSU	FG	3FG	FT	RB	A	TO	BK	ST	PTS
Voleika-f	4-5	1-1	1-2	20	1	1	6	0	10
Davis-f	9-14	1-2	3-3	5	0	0	2	1	22
Panos-c	6-7	0-0	5-8	5	0	1	0	0	17
Harris-g	3-9	2-5	1-2	3	6	5	0	0	9
Van Brockling-g	1-5	0-4	0-2	5	2	2	1	1	2
Nance	1-2	0-0	2-2	0	0	1	0	0	4
Benson	1-1	1-1	0-0	0	0	0	0	0	3
Johnson	0-0	0-0	2-2	3	2	0	0	0	2
McCoy	2-5	0-1	1-2	2	5	6	0	2	5
Billings	0-2	0-1	0-0	2	1	0	0	0	0
Silveira	2-3	2-3	0-0	2	3	2	0	0	6
Morris	2-2	0-0	5-8	5	0	0	0	0	9
Team				1					
TOTALS	31-55	7-18	20-31	53	20	18	9	4	89

SAC	FG	3FG	FT	RB	A	TO	BK	ST	PTS
Williams-f	6-14	0-0	0-1	6	1	0	0	1	12
Davis-f	4-9	0-0	9-10	1	0	0	0	3	17
McGhee-g	0-10	0-5	0-0	2	6	1	0	3	0
Woods-g	4-9	4-8	4-6	5	3	2	1	3	16
Leath-g	3-10	1-5	2-2	4	1	0	0	1	9
Ferguson	0-4	0-1	0-0	2	0	0	0	0	0
Thomas	4-9	2-4	1-2	1	0	0	0	1	11
Young	0-0	0-0	1-2	0	0	1	0	0	1
Aboubakar	0-0	0-0	0-0	0	0	0	0	1	0
Schulte	1-2	0-0	0-0	0	1	1	0	0	2
Eller	0-1	0-0	1-2	2	0	0	0	0	1
Team				1					
TOTALS	22-68	7-23	18-25	24	12	5	1	13	69

	1st	2nd	FG%	3PT%	FT%
Weber State	35	54	.564	.389	.645
Sacramento State	37	32	.324	.304	.720



LOREN LEATH

BIG SKY CONFERENCE REVIEW



2007-08 Big Sky Conference Standings

Team	Big Sky				Overall					
	W	L	Pct.	MB	W	L	Pct.	Home	Away	Neu
Portland State*#	14	2	.875	---	23	10	.697	13-1	8-7	2-2
Northern Arizona*	11	5	.688	3.0	21	11	.656	13-3	6-8	2-0
Weber State*	10	6	.625	4.0	16	14	.533	12-2	4-9	0-3
Idaho State*	8	8	.500	6.0	12	19	.387	8-6	4-11	0-2
Montana*	8	8	.500	6.0	14	15	.483	7-6	5-8	2-1
Montana State*	7	9	.438	7.0	15	15	.500	11-3	3-12	1-0
Northern Colorado	6	10	.375	8.0	13	16	.448	9-4	3-12	1-0
Eastern Washington	6	10	.375	8.0	11	19	.367	8-5	2-13	1-2
Sacramento State	2	14	.125	12.0	4	24	.143	4-9	0-15	0-0

* Advanced to the Big Sky Tournament # Big Sky Regular Season and Tournament Champion

Scoring Offense

Team	G	Pts.	Avg.
Portland State	33	2438	73.9
Northern Arizona	32	2333	72.9
Montana State	30	2180	72.7
Montana	30	2081	69.4
Northern Colorado	29	2004	69.1
Weber State	30	1993	66.4
Sacramento State	28	1805	64.5
Eastern Washington	30	1897	63.2
Idaho State	31	1856	59.9

Scoring Margin

Team	G	Off.	Def.	Mar.
Portland State	33	73.9	68.0	+5.8
Northern Arizona	32	72.9	68.6	+4.3
Montana	30	69.4	66.6	+2.8
Weber State	30	66.4	65.7	+0.8
Montana State	30	72.7	72.2	+0.4
Northern Colorado	29	69.1	70.2	-1.1
Eastern Washington	30	63.2	67.1	-3.8
Idaho State	31	59.9	68.7	-8.8
Sacramento State	28	64.5	77.0	-12.5

Field Goal Percentage

Team	G	FG	FGA	Pct.
Northern Arizona	32	792	1639	.483
Montana	30	743	1584	.469
Portland State	33	846	1822	.464
Weber State	30	656	1438	.456
Montana State	30	743	1666	.446
Northern Colorado	29	681	1574	.433
Idaho State	31	666	1541	.432
Eastern Washington	30	652	1604	.406
Sacramento State	28	653	1642	.398

Rebounding Margin

Team	G	TAvg.	OAvg.	Mar.
Northern Arizona	32	34.2	29.9	+4.3
Northern Colorado	29	35.6	31.8	+3.8
Weber State	30	32.1	29.2	+2.9
Portland State	33	34.2	32.1	+2.1
Montana State	30	34.0	32.5	+1.6
Montana	30	31.4	32.0	-0.6
Idaho State	31	31.1	32.1	-1.0
Eastern Washington	30	30.5	34.0	-3.5
Sacramento State	28	31.3	39.3	-8.0

Three Point Percentage

Team	G	3FG	3FGA	Pct.
Portland State	33	294	749	.393
Northern Arizona	32	211	541	.390
Montana	30	237	611	.388
Weber State	30	194	517	.375
Montana State	30	218	607	.359
Eastern Washington	30	223	656	.340
Northern Colorado	29	179	529	.338
Sacramento State	28	164	505	.325
Idaho State	31	140	450	.311

Free Throw Percentage

Team	G	FTM	FTA	Pct.
Montana State	30	476	639	.745
Weber State	30	487	654	.745
Eastern Washington	30	370	516	.717
Northern Arizona	32	538	752	.715
Northern Colorado	29	463	653	.709
Idaho State	31	384	550	.698
Portland State	33	452	668	.677
Montana	30	358	531	.674
Sacramento State	28	335	549	.610

Turnover Margin

Team	G	Avg.	OAvg.	Mar.
Sacramento State	28	14.8	17.0	+2.21
Eastern Washington	30	13.6	14.9	+1.23
Portland State	33	14.7	15.3	+0.61
Montana	30	12.3	12.4	+0.10
Montana State	30	14.1	14.0	-0.10
Northern Arizona	32	15.3	14.1	-1.22
Northern Colorado	29	17.8	16.1	-1.69
Idaho State	31	14.4	12.0	-2.35
Weber State	30	15.7	13.2	-2.47

Steals

Team	G	Stl.	Avg.
Sacramento State	28	252	9.00
Northern Colorado	29	209	7.21
Portland State	33	231	7.00
Eastern Washington	30	202	6.73
Northern Arizona	32	200	6.25
Montana State	30	160	5.33
Idaho State	31	163	5.26
Weber State	30	157	5.23
Montana	30	144	4.80

Big Sky Honors

MOST VALUABLE PLAYER

Jeremiah Dominguez, Portland State

NEWCOMER OF THE YEAR

Jeremiah Dominguez, Portland State

FRESHMAN OF THE YEAR

Vinnie McGhee, Sacramento State

DEFENSIVE PLAYER OF THE YEAR

Scott Morrison, Portland State

FIRST TEAM ALL-CONFERENCE

Jeremiah Dominguez, G, Portland State

Deonte Huff, G, Portland State

*Kyle Landry, F, Northern Arizona

Carlos Taylor, G, Montana State

Andrew Strait, F, Montana

Arturas Valeika, F, Weber State

* Unanimous Selection

SECOND TEAM ALL-CONFERENCE

Dezmon Harris, G, Weber State

Scott Morrison, C, Portland State

Matt Stucki, G, Idaho State

Kellen Williams, F, Eastern Washington

Josh Wilson, G, Northern Arizona

HONORABLE MENTION

Amorror Morgan, G, Idaho State

Logan Kinghorn, F, Idaho State

Jordan Hasquet, F, Montana

Divaldo Mbunga, C, Montana State

Jabril Banks, F, Northern Colorado

Sean Taibi, G, Northern Colorado

Vinnie McGhee, G, Sacramento State

Daviin Davis, F, Weber State



Forward Justin Williams, who graduated last May, ranked among the Big Sky's top eight players in steals (2nd with 1.85 per game), blocked shots (6th with 1.15 per game) and field goal percentage (8th, .500).



BIG SKY CONFERENCE REVIEW

Big Sky Player of the Week Awards

November 13

Arturas Valeika, Weber State

November 20

Casey Durham, Montana State

November 26

Matt Martin, Montana

December 3

Carlos Taylor, Montana State

Matt Stucki, Idaho State

December 10

Zach Filzen, Northern Arizona

December 17

Divaldo Mbunga, Montana State

December 26

Kellen Williams, Eastern Washington

December 31

Divaldo Mbunga, Montana State

Kyle Landry, Northern Arizona

January 7

Carlos Taylor, Montana State

January 14

Kyle Landry, Northern Arizona

Devon Beitzel, Northern Colorado

January 21

Adris DeLeon, Eastern Washington

Dezmon Harris, Weber State

January 28

Amorrow Morgan, Idaho State

Andrew Strait, Montana

February 4

Jeremiah Dominguez, Portland State

February 11

Scott Morrison, Portland State

February 18

Carlos Taylor, Montana State

February 25

Arturas Valeika, Weber State

Josh Wilson, Northern Arizona

March 5

Jeremiah Dominguez, Portland State

Scoring Offense

Team	G	Pts.	Avg.
Taylor, Carlos-MSU	30	544	18.1
Landry, Kyle-NAU	32	561	17.5
Dominguez, Jeremiah-PSU	32	455	14.2
Huff, Deonte-PSU	33	453	13.7
Hasquet, Jordan-UM	30	411	13.7
Williams, Kellen-EWU	30	406	13.5
Strait, Andrew-UM	30	398	13.3
Banks, Jabril-UNCO	29	383	13.2
Leath, Loren-SAC	28	367	13.1
DeLeon, Adris-EWU	27	338	12.5

Rebounding

Team	G	Reb.	Avg.
Valeika, Arturas-WSU	30	305	10.2
Williams, Kellen-EWU	30	248	8.3
Landry, Kyle-NAU	32	258	8.1
Hasquet, Jordan-UM	30	215	7.2
Strait, Andrew-UM	30	199	6.6
Huff, Deonte-PSU	33	199	6.0
Morrison, Scott-PSU	32	187	5.8
Banks, Jabril-UNCO	29	168	5.8
Moore, Brandon-EWU	30	173	5.8
Palacios, Robert-UNCO	29	164	5.7

Field Goal Percentage

Team	G	FG	FGA	Pct.
Strait, Andrew-UM	30	166	260	.638
Landry, Kyle-NAU	32	189	323	.585
Banks, Jabril-UNCO	29	138	240	.575
Morrison, Scott-PSU	32	123	214	.575
Mbunga, Divaldo-MSU	30	137	249	.550
Williams, Kellen-EWU	30	154	304	.507
Huff, Deonte-PSU	33	155	307	.505
Williams, Justin-SAC	27	100	200	.500
Valeika, Arturas-WSU	30	96	197	.487
Wilson, Josh-NAU	32	119	245	.486

Assists

Team	G	Asst.	Avg.
Wilson, Josh-NAU	32	173	5.41
McGhee, Vinnie-SAC	28	142	5.07
Dominguez, Jeremiah-PSU	32	130	4.06
Stucki, Matt-ISU	31	110	3.55
Elgin-Taylor, Ceylon-UM	30	106	3.53
DeLeon, Adris-EWU	27	84	3.11
Rundles, Cameron-UM	30	88	2.93
Morgan, Amorrow-ISU	31	90	2.90
Durham, Casey-MSU	30	84	2.80
Martin, Matt-UM	29	77	2.66

Free Throw Percentage

Team	G	FTM	FTA	Pct.
Harris, Dezmon-WSU	30	76	92	.826
Dominguez, Jeremiah-PSU	32	65	80	.813
Kinghorn, Logan-ISU	30	63	78	.808
Taylor, Carlos-MSU	30	116	144	.806
Mason, Jefferson-UNCO	29	101	130	.777
McCoy, Kellen-WSU	30	82	107	.766
DeLeon, Adris-EWU	27	81	108	.750
Huff, Deonte-PSU	33	119	159	.748
Stucki, Matt-ISU	31	87	117	.744
Davis, Daviin-WSU	30	66	89	.742

Steals

Team	G	Stl.	Avg.
Dominguez, Jeremiah-PSU	32	62	1.94
Williams, Justin-SAC	27	50	1.85
Palacios, Robert-UNCO	29	45	1.55
Leath, Loren-SAC	28	38	1.36
McGhee, Vinnie-SAC	28	38	1.36
Woods, Clark-SAC	28	36	1.29
Huff, Deonte-PSU	33	42	1.27
Durham, Casey-MSU	30	37	1.23
Stucki, Matt-ISU	31	38	1.23
Mason, Jefferson-UNCO	29	35	1.21

Three Point Percentage

Team	G	3FG	3FGA	Pct.
Figures, Will-UNCO	28	35	75	.467
Staudacher, Ryan-UM	30	65	144	.451
Harris, Dezmon-WSU	30	46	103	.447
Dominguez, Jeremiah-PSU	32	84	194	.433
Filzen, Zach-NAU	32	48	116	.414
Wilson, Josh-NAU	32	36	87	.414
Durham, Casey-MSU	30	64	155	.413
Coston, Kyle-PSU	32	39	96	.406
Taibi, Sean-UNCO	23	47	117	.402
Geiser, Nate-NAU	32	73	182	.401

Three Pointers Made


Team	G	3PT	Avg.
Dominguez, Jeremiah-PSU	32	84	2.63
Geiser, Nate-NAU	32	73	2.28
Martin, Matt-UM	29	65	2.24
Staudacher, Ryan-UM	30	65	2.17
Stanojevic, Milan-EWU	30	64	2.13
Durham, Casey-MSU	30	64	2.13
Taibi, Sean-UNCO	23	47	2.04
Taylor, Carlos-MSU	30	60	2.00
Kilpatrick, Austin-ISU	31	59	1.90
Leath, Loren-SAC	28	52	1.86

Blocked Shots

Team	G	BLK	Avg.
Morrison, Scott-PSU	32	53	1.66
Qvale, Brian-UM	26	39	1.50
Davis, Daviin-WSU	30	37	1.23
Mbunga, Divaldo-MSU	30	36	1.20
Valeika, Arturas-WSU	30	35	1.17
Williams, Justin-SAC	27	31	1.15
Zamora, Adrian-MSU	30	30	1.00
Kilpatrick, Austin-ISU	31	28	0.90
Landry, Kyle-NAU	32	27	0.84
Moore, Brandon-EWU	30	20	0.67

Minutes

Team	G	MIN	Avg.
Williams, Kellen-EWU	30	1064	35.47
Stucki, Matt-ISU	31	1058	34.13
McGhee, Vinnie-SAC	28	944	33.71
Dominguez, Jeremiah-PSU	32	1029	32.16
Huff, Deonte-PSU	33	1051	31.85
Morgan, Amorrow-ISU	31	983	31.71
Staudacher, Ryan-UM	30	950	31.67
Hasquet, Jordan-UM	30	942	31.40
Wilson, Josh-NAU	32	993	31.03
Strait, Andrew-UM	30	897	29.90



DaSHAWN FREEMAN (2002-06)

HORNET HISTORY




ALL-TIME CAREER RECORDS



Alex Bausley

GAMES PLAYED


1. Alex Bausley (2003-07)..... 115
- DaShawn Freeman (2002-06) .. 115
3. Pat Wallace (1989-93)..... 112
4. Bruce Woodard (1985-89)..... 110
5. Robert Martin (1985-89)..... 108
- Sean Smartt (1985-89)..... 108
7. Rene Jacques (1998-02)..... 107
8. Michael Boyd (1993-97)..... 106
- Damond Edwards (1992-97).... 106
10. Vincent Stewart (1991-95)..... 104



Damond Edwards

GAMES STARTED


1. Michael Boyd (1993-97)..... 90
2. Alex Bausley (2003-07)..... 86
3. Robert Martin (1985-89)..... 82
4. DaShawn Freeman (2002-06) 76
5. Greg Reed (1965-69)..... 75
6. Damond Edwards (1992-97)..... 73
7. Cedric Thompkins (2000-04)..... 69
8. Bruce Woodard (1985-89)..... 65
9. Mike Kane (1988-91)..... 64
10. Sean Smartt (1985-89)..... 60



Mike Kane

POINTS

1. Robert Martin (1985-89)..... 1,774
2. Alex Williams (1986-88)..... 1,239
3. Damond Edwards (1992-97) .. 1,197
4. Mike Kane (1988-91)..... 1,143
5. Alex Bausley (2003-07)..... 1,150
6. Michael Boyd (1993-97)..... 1,064
7. **Loren Leath (2005-pres.)..... 1,052**
8. DaShawn Freeman (2002-06) .. 992
9. Greg Reed (1965-69)..... 909
10. Charlo Davis (1991-93)..... 856



Robert Martin

FIELD GOALS MADE

1. Robert Martin (1985-89)..... 665
2. Alex Bausley (2003-07)..... 430
3. Damond Edwards (1992-97).... 428
4. Alex Williams (1986-88)..... 424
5. Michael Boyd (1993-97)..... 399
6. Mike Kane (1988-91)..... 393
7. **Loren Leath (2005-pres.)..... 377**
8. Tim Little (1989-91)..... 349
9. Charlo Davis (1991-93)..... 321
10. DaShawn Freeman (2002-06) .. 313



Alex Williams

FIELD GOALS ATT.

1. Robert Martin (1985-89)..... 1,505
2. Damond Edwards (1992-97) .. 1,144
3. **Loren Leath (2005-pres.)..... 1,022**
4. Alex Bausley (2003-07)..... 1,000
5. Michael Boyd (1993-97)..... 997
6. Alex Williams (1986-88)..... 992
7. Mike Kane (1988-91)..... 945
8. DaShawn Freeman (2002-06) .. 808
9. Charlo Davis (1991-93)..... 792
10. Rene Jacques (1998-02)..... 777

THREE POINTERS

1. Robert Martin (1985-89)..... 294
2. Alex Williams (1986-88)..... 247
3. Mike Kane (1988-91)..... 237
4. **Loren Leath (2005-pres.)..... 179**
5. Damond Williams (1993-97).... 162
6. Charlo Davis (1991-93)..... 146
7. Brandon Guyton (2002-04)..... 142
8. Rene Jacques (1998-02)..... 140
9. Alex Bausley (2003-07)..... 127
10. Joseth Dawson (2001-04)..... 119
- Eric Carey (1995-97)..... 119

THREE POINTERS ATT.

1. Robert Martin (1985-89)..... 756
2. Mike Kane (1988-91)..... 545
3. Alex Williams (1986-88)..... 541
4. **Loren Leath (2005-pres.)..... 515**
5. Damond Edwards (1993-97).... 506
6. Charlo Davis (1991-93)..... 432
7. Eric Carey (1995-97)..... 427
8. Rene Jacques (1998-02)..... 419
9. Brandon Guyton (2002-04)..... 405
10. Alex Bausley (2003-07)..... 387

FREE THROWS

1. Lynn Livie (1964-66)..... 297
2. DaShawn Freeman (2002-06) .. 269
3. Sean McClendon (1987-89)..... 259
4. Jason Harris (2004-06)..... 251
5. Joseth Dawson (2001-04)..... 240
6. Michael Boyd (1993-97)..... 207
7. Haron Hargrave (2005-07)..... 201
8. Derek Lambeth (1999-03)..... 200
9. Bruce Woodard (1985-89)..... 189
10. Damond Edwards (1992-97).... 179

FREE THROWS ATT.

1. Sean McClendon (1987-89)..... 365
2. Jason Harris (2004-06)..... 338
3. DaShawn Freeman (2002-06) .. 336
4. Michael Boyd (1993-97)..... 317
5. Alex Bausley (2003-07)..... 304
6. Joseth Dawson (2001-04)..... 301
7. Derek Lambeth (1999-03)..... 287
8. Bruce Woodard (1985-89)..... 278
9. Pat Wallace (1989-93)..... 264
10. Damond Edwards (1992-97).... 256

REBOUNDS

1. Bill Whitaker (1959-62)..... 1,026
2. Greg Reed (1965-69)..... 750
3. Alex Bausley (2003-07)..... 546
4. Michael Boyd (1993-97)..... 507
5. Sean Smartt (1985-89)..... 487
6. Sean Houston (1996-99)..... 481
7. Cedric Thompkins (2000-04).... 441
8. Robert Martin (1985-89)..... 440
9. Tim Little (1989-91)..... 424
10. Damond Edwards (1992-97).... 398

ASSISTS

1. DaShawn Freeman (2002-06) .. 501
2. Pat Wallace (1989-93)..... 428
3. Bruce Woodard (1985-89)..... 395
4. Chris Farr (1986-88)..... 332
5. Damond Edwards (1992-97).... 243
6. Mark Jones (1988-92)..... 228
7. Raashad Hooks (2001-03)..... 187
8. Rame Batta (1999-01)..... 184
9. Alex Bausley (2003-07)..... 171
10. Rene Jacques (1998-02)..... 149

BLOCKED SHOTS

1. Cassius Kelleybrew (1985-89) .. 152
2. Vincent Stewart (1992-95)..... 105
3. Sean McClendon (1987-89)..... 99
4. Justin Williams (2005-08)..... 70
5. Sean Houston (1996-99)..... 67
6. Anthony Flood (1998-00)..... 64
7. Tony Massop (1985-87)..... 61
8. Arinze Anoruo (1998-01)..... 57
9. David Victor (1995-97)..... 55
10. Abie Ramirez (1994-96)..... 49

STEALS

1. DaShawn Freeman (2002-06) .. 283
2. Pat Wallace (1989-93)..... 210
3. Alex Bausley (2003-07)..... 189
4. Robert Martin (1985-89)..... 147
5. Bruce Woodard (1985-89)..... 143
6. Michael Boyd (1993-97)..... 132
7. Damond Edwards (1992-97).... 123
8. Rame Batta (1999-01)..... 115
9. Pablo Gonzales (1999-01)..... 104
10. Rene Jacques (1998-02)..... 101

TURNOVERS

1. Damond Edwards (1992-97).... 347
2. DaShawn Freeman (2002-06) .. 344
3. Michael Boyd (1993-97)..... 306
4. Pat Wallace (1989-93)..... 257
5. Robert Martin (1985-89)..... 212
6. Mark Jones (1988-92)..... 211
7. Alex Bausley (2003-07)..... 171
8. Rame Batta (1999-01)..... 157
9. Derek Lambeth (1999-03)..... 150
10. Joseth Dawson (2001-04)..... 148

PERSONAL FOULS

1. DaShawn Freeman (2002-06) .. 356
2. Alex Bausley (2003-07)..... 311
3. Michael Boyd (1993-97)..... 293
4. Damond Edwards (1992-97).... 277
5. Mark Jones (1988-92)..... 272
6. Vincent Stewart (1992-95)..... 263
7. Pat Wallace (1989-93)..... 249
8. Cedric Thompkins (2000-04).... 226
9. Rene Jacques (1998-02)..... 212
10. Arthur Tate (1993-97)..... 202

ALL-TIME SEASON RECORDS



POINTS

1. Lynn Livie (1965-66)	779
2. Alex Williams (1987-88)	767
3. Robert Martin (1988-89)	601
4. Robert Martin (1987-88)	572
5. Mike Kane (1989-90)	561
6. Darnell Anderson (1979-80)	553
7. Chris Farr (1987-88)	546
8. Nate Robinson (1977-78)	510
9. Norm Siefkin (1967-68)	506
10. Charlo Davis (1991-92)	505

FIELD GOALS

1. Lynn Livie (1965-66)	308
2. Alex Williams (1987-88)	256
3. Darnell Anderson (1979-80)	232
4. Byron Williams (1977-78)	211
5. Nate Robinson (1977-78)	208
6. Robert Martin (1987-88)	206
7. Robert Martin (1988-89)	205
8. Norm Siefkin (1967-68)	194
9. Mike Kane (1989-90)	188
10. Charlo Davis (1991-92)	187

FIELD GOALS ATT.

1. Lynn Livie (1965-66)	681
2. Alex Williams (1987-88)	627
3. Robert Martin (1988-89)	487
4. Darnell Anderson (1979-80)	486
5. Robert Martin (1987-88)	484
6. Charlo Davis (1991-92)	477
7. Mike Kane (1989-90)	451
8. Norm Siefkin (1967-68)	416
Walt Slider (1967-68)	416
10. Nate Robinson (1977-78)	414

THREE POINTERS

1. Alex Williams (1987-88)	167
2. Robert Martin (1987-88)	128
3. Robert Martin (1988-89)	118
4. Mike Kane (1989-90)	115
5. Charlo Davis (1991-92)	88
6. Alex Williams (1986-87)	80
7. Brandon Guyton (2003-04)	78
8. Loren Leath (2006-07)	72
9. Mike Kane (1988-89)	70
10. Joseth Dawson (2001-02)	65
Eric Carey (1995-96)	65

THREE POINTERS ATT.

1. Alex Williams (1987-88)	369
2. Robert Martin (1987-88)	336
3. Robert Martin (1988-89)	301
4. Charlo Davis (1991-92)	256
5. Mike Kane (1989-90)	253
6. Eric Carey (1995-96)	223
7. Brandon Guyton (2003-04)	208
8. Eric Carey (1996-97)	204
9. Loren Leath (2006-07)	200
10. Brandon Guyton (2002-03)	197

FREE THROWS

1. Lynn Livie (1965-66)	163
2. Jason Harris (2004-05)	157
3. Sean McClendon (1988-89)	147
4. Joseth Dawson (2003-04)	140
5. Walt Slider (1967-68)	130
6. Derek Lambeth (2002-03)	125
7. Haron Hargrave (2006-07)	119
8. Norm Siefkin (1967-68)	118
9. Robert Schurr (1956-57)	114
10. Sean McClendon (1987-88)	112

FREE THROWS ATT.

1. Jason Harris (2004-05)	213
2. Lynn Livie (1965-66)	205
3. Sean McClendon (1988-89)	197
4. Norm Siefkin (1967-68)	186
5. Vernon Durham (1983-84)	179
6. Derek Lambeth (2002-03)	177
7. Robert Schurr (1956-57)	170
8. Sean McClendon (1987-88)	168
9. Joseth Dawson (2003-04)	165
10. Walt Slider (1967-68)	161

ASSISTS

1. Chris Farr (1987-88)	207
2. Pat Wallace (1989-90)	175
3. DaShawn Freeman (2005-06)	165
4. Vinnie McGhee (2007-08)	142
5. Ryan Coleman (1997-98)	140
Mark Hunter (1994-95)	140
Rich Johnson (1979-80)	140
8. DaShawn Freeman (2004-05)	138
9. Bruce Woodard (1988-89)	135
10. Bruce Woodard (1985-86)	127

REBOUNDS

1. Bill Whitaker (1960-61)	482
2. Norm Siefkin (1967-68)	370
3. Greg Reed (1968-69)	279
4. Greg Reed (1967-68)	262
5. Tim Little (1989-90)	261
6. Nate Robinson (1977-78)	259
7. Nate Robinson (1976-77)	242
8. Louis Wright (1967-68)	238
9. Tony Massop (1986-87)	228
10. Sean McClendon (1987-88)	218

PERSONAL FOULS

1. Tim Little (1989-90)	111
2. Malcom Merriman (1989-90)	110
3. Anthony Flood (1999-00)	106
4. Mark Jones (1989-90)	104
5. Mike Kane (1989-90)	101
6. DaShawn Freeman (2005-06)	97
Alex Bausley (2005-06)	97
8. Angel Alamo (2006-07)	96
9. DaShawn Freeman (2002-03)	95
Rob Donohue (1991-92)	95

TURNOVERS

1. Damond Edwards (1994-95)	120
2. Mark Hunter (1994-95)	118
3. Damond Edwards (1993-94)	109
4. Robert Martin (1988-89)	106
5. Bruce Woodard (1988-89)	104
6. DaShawn Freeman (2002-03)	102
Markel Sadler (1995-96)	102
8. LeRonne Armstrong (1993-94)	98
9. Vinnie McGhee (2007-08)	96
10. Nate Murase (1998-99)	95
Major Whitlock (1991-92)	95
Vernon Durham (1983-84)	95

BLOCKED SHOTS

1. Cassius Kelleybrew (1986-87)	77
2. Cassius Kelleybrew (1985-86)	75
3. Chris Dahlberg (1984-85)	61
4. Sean McClendon (1988-89)	52
5. Sean McClendon (1987-88)	47
6. Tony Massop (1986-87)	43
7. Vincent Stewart (1993-94)	42
8. Sean Houston (1998-99)	41
9. Ron Chatman (1981-82)	40
10. Anthony Flood (1999-00)	39
Abie Ramirez (1995-96)	39

STEALS

1. DaShawn Freeman (2005-06)	82
DaShawn Freeman (2004-05)	82
3. Alex Bausley (2006-07)	72
4. DaShawn Freeman (2002-03)	70
5. Pat Wallace (1989-90)	65
6. Alex Bausley (2005-06)	64
7. Roderick Adams (2006-07)	59
Bruce Woodard (1985-86)	59
9. Rame Batta (2000-01)	58
10. Rame Batta (1999-2000)	57

MISCELLANEOUS

Field Goal Percent (Min. 100 FG)
Lou Wright (1968-69)

Free Throw Percent (Min. 80 FT)
Rame Batta (2000-01)


Highest Scoring Average
Lynn Livie (1965-66)

Best Rebound Average
Bill Whitaker (1960-61)

Consecutive Free Throws Made
Joseth Dawson (2003-04)

***Note:** Due to the lack of substantive record keeping by the Sports Information Office prior to 1980, some records are incomplete.

* Bold indicates current players



Michael Boyd



Joseth Dawson



Chris Farr



DaShawn Freeman



Byron Williams



DIV. I CAREER RECORDS

(1991-pres.)



Jason Harris

GAMES PLAYED


1. Alex Bausley (2003-07)..... 115
- DaShawn Freeman (2002-06) . 115
3. Rene Jacques (1998-02)..... 107
4. Damond Edwards (1992-97) ... 106
- Michael Boyd (1993-97) 106
6. Vincent Stewart (1991-95)..... 104
7. Tony Champion (1999-04) 103
8. Chris Lange (2001-06)..... 98
9. Derek Lambeth (1999-03)..... 95
10. Cedric Thompkins (2000-04) 86



Joel Jones

GAMES STARTED


1. Michael Boyd (1993-97) 90
2. Alex Bausley (2003-07)..... 86
3. DaShawn Freeman (2002-06) ... 76
4. Damond Edwards (1992-97) 73
5. Cedric Thompkins (2000-04) 60
6. Rene Jacques (1998-02)..... 58
7. Derek Lambeth (1999-03)..... 56
8. Abie Ramirez (1994-96) 53
9. Pablo Gonzales (1999-01) 52
10. Jason Harris (2004-06)..... 48



Derek Lambeth

POINTS

1. Damond Edwards (1992-97) . 1,197
2. Alex Bausley (2003-07)..... 1,150
3. Michael Boyd (1993-97) 1,064
4. **Loren Leath (2005-pres.)..... 1,052**
5. DaShawn Freeman (2002-06) . 992
6. Charlo Davis (1991-93) 856
7. Jason Harris (2004-06)..... 802
8. Rene Jacques (1998-02)..... 798
9. Joseth Dawson (2001-04)..... 769
10. Pablo Gonzales (1999-01) 706



Abie Ramirez

FIELD GOALS

1. Alex Bausley (2003-07)..... 430
2. Damond Edwards (1992-97) ... 428
3. Michael Boyd (1993-97) 399
4. **Loren Leath (2005-pres.)..... 377**
5. Charlo Davis (1991-93) 321
6. DaShawn Freeman (2002-06) . 313
7. Rene Jacques (1998-02)..... 261
8. Jason Harris (2004-06)..... 257
9. Sean Houston (1996-99) 253
- Abie Ramirez (1994-96) 253



Pat Wallace

FIELD GOALS ATT.

1. Damond Edwards (1992-97) . 1,144
2. **Loren Leath (2005-pres.)..... 1,022**
3. Alex Bausley (2003-07)..... 1,000
4. Michael Boyd (1993-97) 997
5. DaShawn Freeman (2002-06) . 808
6. Charlo Davis (1991-93) 792
7. Rene Jacques (1998-02)..... 777
8. Jason Harris (2004-06)..... 610
9. Pablo Gonzales (1999-01) 597
10. Sean Houston (1996-99)..... 594

THREE POINTERS

1. **Loren Leath (2005-pres.)..... 179**
2. Damond Edwards (1992-97) ... 162
3. Charlo Davis (1991-93) 146
4. Brandon Guyton (2002-04) 142
5. Rene Jacques (1998-02)..... 140
6. Alex Bausley (2003-07)..... 127
7. Joseth Dawson (2001-04)..... 119
- Eric Carey (1995-97) 119
9. DaShawn Freeman (2002-06) ... 97
10. Pablo Gonzales (1999-01) 94

THREE POINTERS ATT.

1. **Loren Leath (2005-pres.)..... 515**
2. Damond Edwards (1992-97) ... 506
3. Charlo Davis (1991-93) 432
4. Eric Carey (1995-97) 427
5. Rene Jacques (1998-02)..... 419
6. Brandon Guyton (2002-04) 405
7. Alex Bausley (2003-07)..... 387
8. Joseth Dawson (2001-04)..... 318
9. Pablo Gonzales (1999-01) 283
10. DaShawn Freeman (2002-06) . 277

FREE THROWS

1. DaShawn Freeman (2002-06) . 269
2. Jason Harris (2004-06) 251
3. Joseth Dawson (2001-04)..... 240
4. Michael Boyd (1993-97) 207
5. Haron Hargrave (2005-07) 201
6. Derek Lambeth (1999-03)..... 200
7. Damond Edwards (1992-97) ... 179
8. Alex Bausley (2003-07)..... 163
9. Rene Jacques (1998-02)..... 136
10. Rickie Glenn (1999-01)..... 135

FREE THROWS ATT.

1. Jason Harris (2004-06) 338
2. DaShawn Freeman (2002-06) .. 336
3. Michael Boyd (1993-97) 317
4. Alex Bausley (2003-07)..... 304
5. Joseth Dawson (2001-04)..... 301
6. Derek Lambeth (1999-03)..... 287
7. Damond Edwards (1992-97) ... 256
8. Haron Hargrave (2005-07) 247
9. DaShawn Freeman (2002-06) . 218
10. Rickie Glenn (1999-01)..... 207
- Sean Houston (1996-99) 207

REBOUNDS

1. Alex Bausley (2003-07)..... 546
2. Michael Boyd (1993-97) 507
3. Sean Houston (1996-99) 481
4. Cedric Thompkins (2000-04) ... 441
5. Damond Edwards (1992-97) ... 398
6. Abie Ramirez (1994-96) 396
7. Arinze Anoruo (1998-01) 372
8. Chris Lange (2001-06)..... 318
9. Jimmy White (2001-03) 317
10. DaShawn Freeman (2002-06) . 316

ASSISTS

1. DaShawn Freeman (2002-06) . 501
2. Damond Edwards (1992-97) ... 243
3. Raashad Hooks (2001-03) 187
4. Rame Batta (1999-01)..... 184
5. Alex Bausley (2003-07)..... 171
6. Rene Jacques (1998-02)..... 149
7. Joseth Dawson (2001-04)..... 146
8. Michael Boyd (1993-97) 144
9. Vinnie McGhee (2007-08)..... 142
- Major Whitlock (1991-93)..... 142

BLOCKED SHOTS

1. Vincent Stewart (1992-95)..... 105
2. Justin Williams (2005-08)..... 70
3. Sean Houston (1996-99) 67
4. Anthony Flood (1998-00)..... 64
5. Arinze Anoruo (1998-01) 57
6. David Victor (1995-97) 55
7. Abie Ramirez (1994-96) 49
8. Jimmy White (2001-03) 48
9. Chris Lange (2001-06)..... 47
- Michael Boyd (1993-97) 47

STEALS

1. DaShawn Freeman (2002-06) . 283
2. Alex Bausley (2003-07)..... 189
3. Michael Boyd (1993-97) 132
4. Damond Edwards (1992-97) ... 123
5. Rame Batta (1999-01)..... 115
6. Pablo Gonzales (1999-01) 104
7. Pat Wallace (1991-93)..... 103
8. Rene Jacques (1998-02)..... 101
9. Justin Williams (2005-08)..... 93
10. Raashad Hooks (2001-03) 88

TURNOVERS

1. Damond Edwards (1992-97) ... 347
2. DaShawn Freeman (2002-06) . 344
3. Michael Boyd (1993-97) 306
4. Alex Bausley (2003-07)..... 179
5. Rame Batta (1999-01)..... 157
6. Derek Lambeth (1999-03)..... 150
7. Joseth Dawson (2001-04)..... 148
8. Pablo Gonzales (1999-01) 145
9. Jason Harris (2004-06) 140
- David Drakeford (1996-98)..... 140

PERSONAL FOULS

1. DaShawn Freeman (2002-06) . 356
2. Alex Bausley (2003-07)..... 311
3. Michael Boyd (1993-97) 293
4. Damond Edwards (1992-97) ... 277
5. Vincent Stewart (1992-95)..... 263
6. Cedric Thompkins (2000-04) ... 226
7. Justin Williams (2005-08)..... 219
8. Rene Jacques (1998-02)..... 212
9. Arthur Tate (1993-97)..... 202
10. Derek Lambeth (1999-03)..... 198

DIV. I CAREER RECORDS

(1991-pres.)



POINTS

1. Charlo Davis (1991-92)505
2. Jason Harris (2004-05)472
3. Alex Bausley (2005-06)407
4. Joseth Dawson (2003-04)404
5. Rickie Glenn (2000-01)401
6. Damond Edwards (1994-95) ...397
7. Pablo Gonzales (2000-01)395
8. DaShawn Freeman (2005-06) ..391
9. Derek Lambeth (2002-03)376
10. Jameel Pugh (2004-05)374

POINTS PER GAME

1. Charlo Davis (1991-92)18.0
2. Jason Harris (2004-05)17.5
3. Rickie Glenn (2000-01)15.4
4. Jameel Pugh (2004-05)15.0
5. Damond Edwards (1996-97) ...14.8
6. Damond Edwards (1994-95) ...14.7
7. Pablo Gonzales (2000-01)14.6
8. Joseth Dawson (2003-04)14.4
- Sean Houston (1997-98)14.4
10. Joseth Dawson (2001-02)14.0
- Charlo Davis (1992-93)14.0

FIELD GOALS

1. Charlo Davis (1991-92)187
2. Rickie Glenn (2000-01)157
3. Alex Bausley (2005-06)156
4. Alex Bausley (2006-07)144
- Jason Harris (2004-05)144
6. Damond Edwards (1994-95) ...142
7. Abie Ramirez (1995-96)141
8. **Loren Leath (2006-07)140**
9. Pablo Gonzales (2000-01)136
10. Charlo Davis (1992-93)134

FIELD GOALS ATT.

1. Charlo Davis (1991-92)477
2. **Loren Leath (2006-07)389**
3. **Loren Leath (2007-08)372**
4. Damond Edwards (1994-95) ...353
5. Damond Edwards (1996-97) ...343
6. Alex Bausley (2006-07)340
- Jason Harris (2004-05)340
8. Sean Colter (1992-93)338
9. Jameel Pugh (2004-05)330
10. Joel Jones (2003-04)317

FIELD GOAL PERC.

1. Davon Roberts (2006-07)593
2. Davon Roberts (2005-06)559
3. Jason Davis (2007-08)556
4. Tad Hoogenbosch (1997-98) ...537
5. Jimmy White (2002-03)535
6. Arinze Anoruo (2000-01)534
7. Adrian Hillman (1994-95)529
8. Justin Williams (2005-06)527
9. Tony Champion (2003-04)523
10. Rickie Glenn (2000-01)515

THREE POINTERS

1. Charlo Davis (1991-92)88
2. Brandon Guyton (2003-04)78
3. **Loren Leath (2006-07)72**
4. Joseth Dawson (2001-02)65
- Eric Carey (1995-96)65
6. Brandon Guyton (2002-03)64
7. Nate Murase (1998-99)62
8. Damond Edwards (1994-95)61
9. Jameel Pugh (2004-05)59
10. Charlo Davis (1992-93)58

THREE POINTERS ATT.

1. Charlo Davis (1991-92)256
2. Eric Carey (1995-96)223
3. Brandon Guyton (2003-04)208
4. Eric Carey (1996-97)204
5. **Loren Leath (2006-07)200**
6. Brandon Guyton (2002-03)197
7. Nate Murase (1998-99)185
8. Damond Edwards (1994-95) ...180
9. Charlo Davis (1992-93)176
10. **Loren Leath (2007-08)169**

FREE THROWS

1. Jason Harris (2004-05)157
2. Joseth Dawson (2003-04)140
3. Derek Lambeth (2002-03)125
4. Haron Hargrave (2006-07)119
5. Joseth Dawson (2001-02)100
6. DaShawn Freeman (2005-06) ...96
7. Jason Harris (2005-06)94
8. DaShawn Freeman (2004-05) ...89
9. Rickie Glenn (2000-01)83
10. Haron Hargrave (2005-06)82

FREE THROWS ATT.

1. Jason Harris (2004-05)213
2. Derek Lambeth (2002-03)177
3. Joseth Dawson (2003-04)165
4. Haron Hargrave (2006-07)145
5. Joseth Dawson (2001-02)136
6. Rickie Glenn (2000-01)133
7. Jason Harris (2005-06)125
8. DaShawn Freeman (2005-06) ..118
9. Rob Donohue (1991-92)115
10. Alex Bausley (2005-06)114

ASSISTS

1. DaShawn Freeman (2005-06) ..165
2. Vinnie McGhee (2007-08)142
3. Ryan Coleman (1997-98)140
- Mark Hunter (1994-95)140
5. DaShawn Freeman (2004-05) ..138
6. Markel Sadler (1995-96)127
7. Nate Murase (1998-99)126
8. Raashad Hooks (2002-03)117
9. Rame Batta (2000-01)111
10. LeRonne Armstrong (1993-94) ..108

REBOUNDS

1. Sean Houston (1998-99)215
2. Abie Ramirez (1995-96)206
3. Anthony Flood (1999-00)192
4. Abie Ramirez (1994-95)190
5. Cedric Thompkins (2001-02) ...177
6. Angel Alamo (2006-07)176
7. Jimmy White (2002-03)175
8. Arinze Anoruo (2000-01)163
9. Malcolm Merriman (1991-92) ..162
10. Cedric Thompkins (2003-04)158

PERSONAL FOULS

1. Anthony Flood (1999-2000)106
2. DaShawn Freeman (2005-06) ...97
- Alex Bausley (2005-06)97
4. Angel Alamo (2006-07)96
5. DaShawn Freeman (2002-03) ...95
- Rob Donohue (1991-92)95
7. Malcom Merriman (1991-92)90
8. Vincent Stewart (1993-95)89
9. Jimmy White (2002-03)87
10. DaShawn Freeman (2003-04) ...85

TURNOVERS

1. Damond Edwards (1994-95)120
2. Mark Hunter (1994-95)118
3. Damond Edwards (1993-94)109
4. DaShawn Freeman (2002-03) ..102
- Markel Sadler (1995-96)102
6. LeRonne Armstrong (1993-94) ...98
7. Vinnie McGhee (2007-08)96
8. Nate Murase (1998-99)95
- Major Whitlock (1991-92)95
10. Michael Boyd (1995-96)92

BLOCKED SHOTS

1. Vincent Stewart (1993-94)42
2. Sean Houston (1998-99)41
3. Anthony Flood (1999-00)39
- Abie Ramirez (1995-96)39
5. Jimmy White (2002-03)37
6. David Victor (1995-96)35
7. Justin Williams (2007-08)31
8. Joel Jones (2001-02)26
- Arinze Anoruo (2000-01)26
10. Three Players25

STEALS


1. DaShawn Freeman (2005-06)82
- DaShawn Freeman (2004-05)82
3. Alex Bausley (2006-07)72
4. DaShawn Freeman (2002-03)70
5. Alex Bausley (2005-06)64
6. Roderick Adams (2006-07)59
7. Rame Batta (2000-01)58
8. Rame Batta (1999-2000)57
9. Jason Harris (2004-05)55
10. Pablo Gonzales (2000-01)53
- Pat Wallace (1992-93)53



Charlo Davis



Anthony Flood



Rickie Glenn



Sean Houston



Jameel Pugh



ALL-TIME GAME RECORDS

100 POINT GAMES

131-100vs. Chico State (1987-88)
124-96vs. Chico State (1988-89)
121-111at Chico State (1987-88)
118-103vs. Sonoma State (1987-88)
117-77vs. Humboldt St. (1974-75)
115-85vs. Sonoma State (1965-66)
114-107at SFSU (1965-66)
113-127at USIU (1987-88)
113-92at CS Hayward (1987-88)
113-89vs. CS Hayward (1976-77)
111-108at Stanislaus St. (1979-80)
111-90vs. So. Oregon (1977-78)
110-97at No. Arizona (2003-04)
110-106	..vs. UW Milwaukee (1991-92)
110-112vs. UA Fairbanks (1988-89)
109-58vs. Simpson (1985-86)
109-62at Sonoma State (1970-71)
108-82vs. Cal State LA (1988-89)
108-89vs. Stanislaus St. (1979-80)
107-73vs. Bethany (2006-07)
107-106at Idaho State (2005-06)
107-96	..vs. San Francisco St. (1975-76)
106-94vs. Long Beach St. (2005-06)
106-91at Chico State (1989-90)
106-102vs. Emporia State (1987-88)
106-58vs. Dominican (1984-85)
106-104vs. Stanislaus St. (1982-83)
106-80vs. Humboldt St. (1967-68)
106-93	..vs. San Francisco St. (1965-66)
105-83vs. Weber State (2006-07)
105-132at Southern Utah (1990-91)
105-66vs. Whittier (1974-75)
105-76vs. Fresno Pacific (1968-69)
104-71vs. Simpson (2007-08)
104-86at UC Davis (1988-89)
104-93at Cal State LA (1987-88)
104-78at Cal Western (1967-68)
103-48vs. Bethany (2000-01)
103-93at USIU (1990-91)
103-79vs. UC Davis (1989-90)
103-76vs. Stanislaus St. (1977-78)
103-86vs. Humboldt St. (1976-77)
103-86vs. Humboldt St. (1975-76)
103-78at Lewis & Clark (1968-69)
103-98vs. Fresno Pacific (1965-66)
103-87vs. CS Fullerton (1964-65)
103-102	..at San Francisco St. (1964-65)
102-87vs. UA Anchorage (1989-90)
102-64vs. Sonoma St. (1970-71)
101-116at Idaho (1991-92)
100-77vs. UC Davis (2006-07)
100-61vs. William Jessup (2005-06)
100-76at Cal Lutheran (1989-90)
100-88vs. Florida Intl. (1988-89)
100-76vs. CS Hayward (1982-83)
100-91vs. CS Hayward (1977-78)
100-51vs. Macalester (1975-76)
100-61vs. Sonoma St. (1971-72)
100-95at Chico State (1965-66)

GAME RECORDS

Most Combined Points	240, USIU 127-SAC 113 (1987-88)
Most Points Allowed	132 vs. Southern Utah (2-11-91)
Most Points in a Period (Div. I)	63 vs. Simpson (1st, 11-12-07) 67 at Northern Arizona (2nd, 2-7-04) 25 vs. UW Milwaukee (ot, 1-9-92)
Fewest Points in a Period (Div. I)	12 at Oregon State (1st, 11-29-97) 14 at Marquette (2nd, 12-15-91) 0 at Montana (ot, 2-3-00)
Most Field Goals Made	47 vs. Chico State (11-18-88) 43 vs. Bethany (11-10-06, Div. I)
Fewest Field Goals Made	11 at San Francisco (12/4/99)
Most FG Attempted	102 vs. Humboldt State (1967-68) 86 vs. Southern Utah (2-22-92, Div. I)
Fewest Field Goals Attempted	40 at Saint Mary's (11-28-01)
Best FG Percentage	64.1 (43-67) vs. UA Fairbanks (1-10-89) 61.4 (27-44) at MSU (1-30-03, Div. I)
Lowest FG Percentage	20.4 (11-54) at USF (12-4-99)
Most Three-Pointers Made	17 vs. Idaho State (2-21-04)
Fewest Three-Pointers Made	0 (3x), last at Montana State (11-28-93)
Most Three-Pointers Attempted	39 vs. Idaho State (2-21-04)
Fewest Three-Pointers Attempted	6 (4x), last at Toledo (12-20-94)
Best 3FG Percentage	70.0 (7-10) vs. Bethany (11-10-06)
Lowest 3FG Percentage	0.0 (3x), last at MSU (0-6, 11-28-93)
Most Free Throws Made	34 vs. Chico State (1967-68) 34 vs. Sonoma State (1971-72) 31 vs. Eastern Wash. (2-3-05, Div. I)
Fewest Free Throws Made	1 vs. Portland State (1-17-99)
Most Free Throw Attempts	51 vs. Nevada (1954-55) 48 at Northern Arizona (12-28-06, Div. I)
Fewest Free Throws Attempted	3 at Saint Mary's (1-18-94)
Best Free Throw Pct (Min. 15 att)	95.5 (21-22) at Lipscomb (1-4-03)
Lowest Free Throw Pct (Min. 15 att)	26.3 (5-19) vs. San Francisco (11-14-06)

Fewest Points in a Loss	30 vs. Fresno State (1948-49)
Fewest Points in a Win	39-28 vs. USF (1951-52)
Fewest Points Allowed	28 vs. USF (1951-52)
Largest Winning Margin	55 vs. Bethany (11-17-00)
Largest Losing Margin	53 vs. Saint Mary's, 96-43 (1984-85)
Most Rebounds	80 vs. Fresno Pacific (1969-70) 57 vs. Idaho State (1-17-98, Div. I)
Fewest Rebounds	16 at Northern Arizona (3-7-06)
Most Assists	27 vs. Bethany (11-10-06)
Fewest Assists	2 (2x), last at Eastern Wash. (1-8-05)
Most Turnovers	39 at Cal Poly (11-23-98)
Fewest Turnovers	5 (2x), last vs. Weber State (3-3-08)
Most Blocks	11 (2x), last vs. UC Davis (11-25-06)
Fewest Blocks	0 (22x), last at Weber State (1-11-07)
Most Steals	21 vs. Bethany (11-17-00)
Fewest Steals	1 (3x), last vs. No. Illinois (11-19-97)

INDIVIDUAL RECORDS

Points in a Game	1. Lynn Livie (1965-66) 51 2. Alex Williams (1987-88) 41 3. Jameel Pugh (2004-05) 40 4. Alex Williams (1986-87) 37 5. Damond Edwards (1996-97) 36 Robert Martin (1988-89) 36 7. Mike Kane (1990-91) 35 8. Sedessa Fisher (1997-98) 33 Charlo Davis (1991-92) 33 Robert Martin (1987-88) 33
Most Field Goals Made	22 by Lynn Livie (1965-66)
Most Field Goal Attempts	34 by Lynn Livie (1965-66)
Most Free Throws Made	16 by Bill Steinmetz (1970-71)
Most Free Throw Attempts	19 by Jason Harris (2004-05)
Most Rebounds	24 by Bill Whitaker (1960-61)



Damond Edwards, who scored 1,197 career points and was a two-time all-conference selection for the Hornets, was a member of the Harlem Globetrotters in 1997-98.



During his three-year career (1988-91), Mike Kane averaged 13.5 points and 2.8 three-pointers per game while shooting 44.3 percent (237-535) from beyond the arc.

DIV. I GAME RECORDS

(1991-pres.)



POINTS

40 Jameel Pugh vs. William Jessup (1/25/05)
 36 Damond Edwards vs. Eastern Wash. (2/8/97)
 33 Sedessa Fisher at Oregon State (11/29/97)
 33 Charlo Davis at UC Davis (2/2/92)
 32 Joseth Dawson vs. Weber State (2/19/04)
 32 Sedessa Fisher at Eastern Wash. (2/7/98)
 32 Sedessa Fisher vs. Eastern Wash. (1/8/98)

FIELD GOALS

15 Jameel Pugh vs. William Jessup (1/25/05)
 14 Sedessa Fisher at Eastern Wash. (2/7/98)
 13 Sean Houston at Northern Arizona (1/4/99)
 13 Sean Houston at Portland State (1/10/98)
 13 Sedessa Fisher at Oregon State (11/29/97)
 13 Mark Hunter at Toledo (12/10/94)

FIELD GOALS ATTEMPTED

25 Charlo Davis vs. Northeastern Illinois (2/20/92)
 25 Major Whitlock at Montana State (1/11/92)
 24 Sean Houston at Minnesota (12/29/98)
 24 Sedessa Fisher at Oregon State (11/29/97)
 24 Charlo Davis at Fresno State (11/25/91)

THREE POINTERS

8 Haron Hargrave at Denver (11/17/06)
 8 Jameel Pugh vs. William Jessup (1/25/05)
 8 Charlo Davis at USC (11/30/91)
 7 Jameel Pugh vs. Montana State (2/19/05)
 7 Brandon Guyton at Texas A&M-C.C. (1/14/03)
 7 Joseth Dawson at Portland State (2/1/02)
 7 Damond Edwards vs. Cal Poly (2/11/95)

THREE POINTERS ATTEMPTED

16 Eric Carey vs. Weber State (2/1/97)
 16 Eric Carey at Cal State Northridge (2/1/96)
 16 Charlo Davis vs. Cal State Northridge (2/8/92)
 15 Brandon Guyton at San Jose State (12/13/03)
 15 Nate Murase at Idaho State (2/20/99)
 15 Eric Carey vs. Texas-San Antonio (12/7/96)

FREE THROWS

15 Sedessa Fisher vs. Eastern Wash. (1/8/98)
 14 Jason Harris vs. Portland State (2/5/05)
 14 Joseth Dawson at Northern Arizona (2/7/04)
 13 Jason Harris vs. UC Davis (12/1/04)
 13 Pablo Gonzales vs. UC Riverside (1/19/01)

FREE THROWS ATTEMPTED

19 Jason Harris vs. Portland State (2/5/05)
 18 David Joiner at Loyola Marymount (12/8/01)
 16 Rickie Glenn at Weber State (2/17/01)
 16 Sedessa Fisher vs. Eastern Wash. (1/8/98)
 15 Rob Donohue at UC Santa Barbara (12/2/91)

REBOUNDS

18 Sean Houston at Eastern Wash. (2/7/98)
 18 Sean Houston vs. Idaho State (1/17/98)
 17 Abie Ramirez vs. San Diego (11/24/95)
 16 Sean Houston at Idaho State (2/14/98)
 16 Sean Houston at Montana (11/30/96)

OFFENSIVE REBOUNDS

10 Malcolm Merriman vs. Southern Utah (2/22/92)
 9 Sean Houston vs. Idaho State (1/17/98)
 8 Ten times by nine players

DEFENSIVE REBOUNDS

15 Adrian Hillman vs. Columbia (12/31/94)
 14 Sean Houston at Eastern Wash. (2/7/98)
 11 Jimmy White vs. Idaho State (1/23/03)
 11 Rickie Glenn vs. Montana State (2/10/00)
 11 Sean Houston vs. Eastern Wash. (2/13/99)
 11 Sean Houston vs. Montana (1/27/99)
 11 Damond Edwards vs. Montana State (1/30/97)

ASSISTS

14 Vinnie McGhee vs. William Jessup (12/4/07)
 13 Nate Murase at Fresno State (12/1/98)
 13 Ryan Coleman vs. Montana State (1/29/98)
 12 Vinnie McGhee vs. Simpson (11/12/07)
 12 DaShawn Freeman at Idaho State (1/12/06)
 12 Raashad Hooks at Texas A&M-C.C. (1/14/03)
 12 Ryan Coleman vs. Idaho State (1/17/98)

TURNOVERS

12 Damond Edwards at USC (12/6/94)
 12 Damond Edwards at CS Northridge (2/19/94)
 11 DaShawn Freeman at Portland State (1/6/05)
 11 Nate Murase at Cal Poly (11/23/98)
 10 Abie Ramirez at Fairfield (12/7/95)

BLOCKED SHOTS

6 David Victor vs. Oral Roberts (1/26/97)
 5 Jimmy White vs. Weber State (1/25/03)
 5 Anthony Flood vs. Cal State Northridge (1/27/00)
 5 Anthony Flood vs. Nevada (12/8/99)
 5 Sean Houston vs. Weber State (1/2/99)
 5 David Victor at Cal Poly (2/3/96)
 5 Abie Ramirez vs. Montana (11/27/95)
 5 Vincent Stewart at San Diego (3/1/94)

STEALS

10 DaShawn Freeman vs. Montana (2/17/05)
 8 DaShawn Freeman at Portland State (1/6/05)
 7 DaShawn Freeman vs. Idaho State (2/11/06)
 7 DaShawn Freeman vs. UC Davis (12/1/04)
 7 DaShawn Freeman at Cal Poly (12/6/03)
 7 Raashad Hooks at Northern Arizona (1/11/03)
 7 Michael Boyd vs. UC Davis (11/29/95)
 7 Michael Boyd vs. Cal Poly (2/11/95)

MINUTES PLAYED

48 Jimmy White at Northern Arizona (1/11/03)
 47 Sean Houston vs. Idaho State (1/17/98)
 47 Ryan Coleman vs. Idaho State (1/17/98)
 46 Abie Ramirez vs. San Diego (11/24/95)
 44 Joel Jones vs. Weber State (2/8/02)
 44 David Drakeford vs. Northern Illinois (11/19/97)
 44 Michael Boyd at Idaho State (1/3/96)
 44 Adrian Hillman vs. Gonzaga (1/8/95)
 44 Mark Hunter vs. Gonzaga (1/8/95)



A first team all-Big Sky selection in 2004-05, Jameel Pugh, who ignited crowds with his high flying theatrics, finished as the runner-up in ESPN's College Slam Dunk competition on March 31, 2005.



Joel Jones, who was a two-time honorable mention all-Big Sky Conference selection, was named to the Puerto Rican national team and played in the 2007 Pan American Games.



TEAM RECORDS

YEARLY STATISTICAL TOTALS (1981-pres.)

Year	G	FG-FGA	PCT	3FG-3FGA	PCT	FT-FTA	PCT	REB/AVG	PF-FO	AST	TO	BLK	STL	PTS	AVG
2007-08	28	653-1642	.398	164-505	.325	335-549	.610	877/31.3	556-15	332	413	81	252	1805	64.5
2006-07	29	793-1904	.416	187-575	.325	419-671	.624	977/33.7	654-17	390	416	99	320	2192	75.6
2005-06	30	802-1866	.430	219-634	.345	450-635	.709	994/33.1	675-12	375	377	113	295	2273	75.8
2004-05	28	654-1696	.386	193-583	.331	433-640	.677	1000/35.7	634-20	334	421	86	279	1934	69.1
2003-04	28	672-1661	.405	225-620	.363	420-627	.670	1015/36.3	621-18	378	416	83	240	1989	71.0
2002-03	29	660-1611	.410	165-539	.306	409-608	.673	963/33.2	615-18	375	480	87	247	1894	65.3
2001-02	28	711-1682	.423	175-517	.338	457-694	.659	979/35.0	599-11	385	466	81	252	2054	73.4
2000-01	27	680-1598	.426	148-477	.310	397-619	.641	872/32.3	567-12	377	476	68	260	1905	70.6
1999-00	27	616-1548	.398	147-467	.315	297-442	.672	886/32.8	476-18	320	404	95	240	1676	62.1
1998-99	26	598-1570	.381	179-548	.327	193-348	.555	879/33.8	438-7	333	441	104	198	1568	60.0
1997-98	26	577-1435	.402	113-387	.292	250-450	.556	915/35.2	500-17	294	472	51	121	1517	58.3
1996-97	26	563-1549	.363	160-534	.300	267-433	.617	939/36.1	530-21	301	448	75	171	1553	59.7
1995-96	27	649-1614	.402	166-576	.288	353-558	.633	1032/38.2	523-18	337	541	118	207	1817	67.3
1994-95	27	682-1582	.430	110-373	.295	311-512	.607	952/35.3	605-28	350	511	78	203	1783	66.0
1993-94	27	639-1712	.373	110-433	.254	272-448	.607	998/37.0	533-22	318	522	113	196	1660	61.5
1992-93	27	623-1607	.388	140-416	.337	275-433	.635	823/30.5	607-22	346	499	66	198	1661	61.5
1991-92	28	741-1797	.412	163-519	.314	434-664	.654	1005/35.9	694-28	364	607	78	263	2079	74.3
1990-91	26	762-1766	.431	160-465	.344	394-635	.620	1026/39.5	657-20	368	459	87	243	2078	79.9
1989-90	31	924-2107	.439	222-573	.387	496-719	.690	1280/41.3	796-33	470	529	82	293	2566	82.8
1988-89	28	862-1804	.478	217-571	.380	504-703	.717	1078/38.5	606-12	456	527	117	247	2445	87.3
1987-88	30	1010-2154	.469	303-725	.418	471-726	.649	1275/42.5	590-18	566	603	100	291	2794	93.1
1986-87	28	806-1753	.460	155-385	.403	306-476	.643	1065/38.0	578-9	411	422	149	230	2073	74.0
1985-86	28	809-1648	.491	None	---	349-523	.667	1014/36.2	N/A	471	N/A	137	254	1969	70.3
1984-85	30	800-1757	.455	None	---	409-614	.666	1065/35.3	N/A	451	N/A	103	166	2009	67.0
1983-84	32	845-1769	.478	None	---	430-699	.615	1080/33.8	283	409	511	75	167	2138	66.8
1982-83	26	809-1728	.468	None	---	369-575	.642	1034/39.8	620	367	479	70	191	1990	76.5
1981-82	26	704-1501	.469	None	---	326-509	.640	866/33.3	527	273	402	65	193	1730	61.5

TEAM SEASON RECORDS (OVERALL AND DIV. I)

Most Wins

1987-88	22
1961-62	20
1970-71/1971-72	18
2005-06 (Div. I)	15

Points Scored

1987-88	2,794
1989-90	2,566
1988-89	2,445
2005-06 (Div. I)	2,273

Points Per Game

1987-88	93.1
1988-89	87.3
1989-90	82.8
2005-06 (Div. I)	75.8

Fewest Points Scored

1997-98 (Div. I)	1,517
1996-97 (Div. I)	1,553
1998-99 (Div. I)	1,568

Fewest Points Per Game

1997-98 (Div. I)	58.4
1996-97 (Div. I)	59.7
1998-99 (Div. I)	60.3

Field Goals Made

1987-88	1,010
1989-90	924
1988-89	862
2005-06 (Div. I)	802

Field Goals Attempted

1987-88	2,153
1989-90	2,107
2006-07 (Div. I)	1,904

Field Goal Percentage

1985-86	.491
1988-89	.478
1983-84	.478
1994-95 (Div. I)	.431

Three-Pointers Made

1987-88	303
2003-04 (Div. I)	225
1989-90	222

Three-Point FG Percentage

1987-88	.418
1986-87	.403
1989-90	.384
2003-04 (Div. I)	.363

Three-Pointers Per Game

1987-88	10.10
2003-04 (Div. I)	8.04
1988-89	7.75

Free Throws Attempted

1987-88	726
1989-90	719
1988-89	703
2001-02 (Div. I)	694

Free Throw Percentage

1988-89	.717
2005-06 (Div. I)	.709
1989-90	.690

Rebounds

1967-68	1,448
1989-90	1,280
1987-88	1,275
2003-04 (Div. I)	1,015

Rebounds Per Game

1967-68	55.8
1987-88	42.5
1989-90	41.3
2003-04 (Div. I)	36.3

Personal Fouls

1989-90	796
1991-92 (Div. I)	694
2005-06 (Div. I)	675

Assists

1987-88	566
1985-86	471
1989-90	470
2006-07 (Div. I)	390

Assists Per Game

1987-88	18.9
1985-86	16.8
1988-89	16.3
2000-01 (Div. I)	14.0

Turnovers

1991-92 (Div. I)	607
1987-88	603
1995-96	541

Turnovers Per Game

1991-92 (Div. I)	21.7
1987-88	20.1
1995-96	20.0

Fewest Turnovers

2005-06 (Div. I)	377
1981-82	402
1999-00	404
2007-08	413

Blocked Shots

1986-87	149
1985-86	137
1995-96 (Div. I)	118

Blocked Shots Per Game

1986-87	5.3
1985-86	4.9
1995-96 (Div. I)	4.4

Steals

2006-07 (Div. I)	320
2005-06	295
1989-90	293

Steals Per Game

2006-07 (Div. I)	11.0
2004-05 (Div. I)	10.0
2000-01 (Div. I)	10.0
2005-06 (Div. I)	9.8

DIV. I ALL-CONFERENCE HONORS

(1991-pres.)



2007-08

Vinnie McGhee Honorable Mention All-Big Sky
Big Sky Freshman of the Year

2006-07

Roderick Adams Big Sky Player of the Week (2/28)
Alex Bausley Big Sky Player of the Week (11/21)

2005-06

Alex Bausley First Team All-Big Sky
Big Sky Player of the Week (11/22)
Big Sky Player of the Week (1/16)
DaShawn Freeman First Team All-Big Sky
Big Sky Co-Defensive Player of the Year
Big Sky Player of the Week (11/28)
Big Sky Player of the Week (12/19)
Loren Leath Honorable Mention All-Big Sky

2004-05

Zane Beekman Big Sky All-Academic
DaShawn Freeman Hon. Mention All-Big Sky
Big Sky Player of the Week
Jason Harris First Team All-Big Sky
Big Sky Newcomer of the Year
Jameel Pugh First Team All-Big Sky
Big Sky Player of the Week (1/31)
Big Sky Player of the Week (2/21)

2003-04

Joseh Dawson First Team All-Big Sky
Big Sky Player of the Week (2/9)
Big Sky Player of the Week (2/23)
Joel Jones Honorable Mention All-Big Sky

2002-03

Derek Lambeth First Team All-Big Sky
Big Sky Player of the Week
Jimmy White Honorable Mention All-Big Sky
Big Sky Player of the Week

2001-02

Joel Jones Honorable Mention All-Big Sky

2000-01

Tony Champion Big Sky All-Academic
Rickie Glenn Honorable Mention All-Big Sky
Rene Jacques Big Sky All-Academic

1999-00

Anthony Flood Honorable Mention All-Big Sky
Big Sky Player of the Week
Rene Jacques Big Sky All-Academic

1998-99

Antoine Bailey Big Sky Player of the Week
Rene Jacques Big Sky All-Academic
Nate Murase Honorable Mention All-Big Sky
Big Sky Freshman of the Year

1997-98

Sean Houston Honorable Mention All-Big Sky
Erik Jorissen Big Sky Player of the Week
Jimmy Landry Big Sky All-Academic

1996-97

Damond Edwards Hon. Mention All-Big Sky
Big Sky Player of the Week

1995-96

Michael Boyd First Team All-AWC
Eric Carey Honorable Mention All-AWC
Abie Ramirez First Team All-AWC
American West All-Tournament
American West Player of the Week
Markel Sadler Second Team All-AWC
David Victor Second Team All-AWC
American West Player of the Week

1994-95

Deon Amos AWC Co-Freshman of the Year
Michael Boyd Honorable Mention All-AWC
Damond Edwards Second Team All-AWC
American West All-Tournament
American West Player of the Week
Mark Hunter Honorable Mention All-AWC
American West Player of the Week
Abie Ramirez First Team All-AWC



A two-time Big Sky all-conference selection, four-year starting point guard DaShawn Freeman led the Hornets to the Big Sky Tournament all four years during his career (2002-06).



Derek Lambeth was a first team all-conference choice after averaging 13.0 points and leading the Hornets to their first-ever Big Sky Tournament appearance in 2002-03.

Sacramento State's Conference History

Big Sky Conference	First Season: 1996-97-pres.
American West Conference	First Season: 1994-95, Last Season: 1995-96
Great Northwest Conference	First Season: 1988-89, Last Season: 1989-90
Northern California Athletic Conference	First Season: 1982-83, Last Season: 1984-85
Far Western Conference	First Season: 1958-59, Last Season: 1981-82

HORNETS IN THE PROS



Angel Alamo

Caguas Creoles (2008-pres.) - Superior League of Puerto Rico

Tony Champion

Itzehoe Eagles (2007-08) - Regionalliga (Germany)
Fresno Heatwave (2005) - American Basketball Assoc.
Chico Fire (2005) - International Basketball League

Jason Davis

Torres Vedras Fisica Desportiva (2008-pres.) - UZO Liga (Portugal)

Damond Edwards

Mobile Revelers (2002) - NBA Development League
Billings Rimrockers (1999) - International Basketball Assoc.
Harlem Globetrotters (1997-98)

Anthony Flood

Melbourne Tigers (2002-03) - Australian Basketball Assoc.
Mildura Mavericks (2001-02) - Australian Basketball Assoc.
Mount Gambier Pioneers (2000-01) - Australian Basketball Assoc.

DaShawn Freeman

EnBW Ludwigsburg (2007) - German First Division
Butte Daredevils (2006) - Continental Basketball Assoc.

Rickie Glenn

Mazatlan Delfines (2003) - CIBACOPA (Mexican Basketball League)

Pablo Gonzales

Okapi Aalstar (2003-pres.) - Belgian Basketball League
Gent Dragons (2001-03) - Belgian Basketball League

Haron Hargrave

BC Tirgu Mures Tigers (2008-pres.) - Romanian Basketball Division A
Albany Patroons (2007-08) - Continental Basketball Assoc.

Jason Harris

Geraldton Buccaneers (2007) - Skywest Basketball League of Australia
Butte Daredevils (2006) - Continental Basketball Assoc.

Sean Houston

Mandurah Magic (2007-pres.) - State Basketball League of Australia
Rockingham Flames (2004) - Australian Basketball Assoc.
UDE Temuco (2003-04) - Chilean Basketball League

Joel Jones

Politechnika Poznanska - Polish Basketball League (2008-pres.)
Puerto Rican National Team - Pan American Games (2007)
Ponce Lions (2007) - Superior League of Puerto Rico
BG Karlsruhe (2007) - German First Division
Shangdong Jinsidun Lions (2005-06) - Chinese Basketball Assoc.
Bayamon Vaqueros (2002-06) - Superior League of Puerto Rico

Derek Lambeth

Itzehoe Eagles (2007) - Regionalliga (Germany)

Aaron Perry

Al-Sahel (2007) - Kuwait Basketball League
Quad City Riverhawks (2006) - Premier Basketball League

Jameel Pugh

Latrobe City Pacers (2007) - Big V Basketball League (Australia)
Otago Nuggets (2007) - National Basketball League of New Zealand
Dakota Wizards (2006) - NBA Developmental League

Jay Richardson

Georgia Grizzlies (2005-06) - American National Basketball League

Davon Roberts

Braunschweig Medien Baskets (2008-pres.) - German Pro B League

Troy Selvey

BC Tirgu Mures Tigers (2006-08) - Romanian Basketball Division A
Essex & Herts Leopards (2004-06) - England Basketball League
Coventry Crusaders (2003-04) - England Basketball League
San Lucas Los Paisas (2003) - CIBACOPA (Mexican Basketball League)

JOEL JONES

PABLO GONZALES

DAMOND EDWARDS

JASON HARRIS

TROY SELVEY

JAMEEL PUGH

HORNET ROSTER



* Roster includes members of the team from 1975-76 to Present

A
 Aboubakar, Wandji 2008
Adams, Randy..... 2005-pres.
 Adams, Roderick..... 2007-08
 Alamo, Angel 2007
 Anoruo, Arinze 1999-01
 Amos, Deon 1995
 Anderson, Darnell 1980-81
 Armstead, Gus 1985-86
 Armstrong, Chris 2001
 Armstrong, LeRonne 1994
 Atterbery, Bob 1983-84

B
 Bailey, Antoine 1999
 Baity, Louie 1997
 Ballard, Greg 1990-91
 Bartlewski, Randy 1990
 Bass, Fred 1984
 Bass, Marcellus 1996-97
 Batta, Rame 2000-01
 Bausley, Alex 2004-07
 Beekman, Zane 2005-06
 Bell, Aaron 1995
 Biglen, Scott 1983
 Bolts, Julius 1976
 Borum, Ted 1978-79
 Boyd, Michael 1994-97
 Brewer, Jim 2000-01
 Brown, Larry 1987
 Brown, Shamarr 1992-93
 Buckingham, Tristan 1988

C
 Campbell, Rick 1988-89
 Carey, Eric 1996-97
 Carlson, Russ 1976-77
 Casares, Adam 2000-01
 Chambers, Headley 1979-83
 Champion, Tony 2001-04
 Chatman, Ron 1981-82
 Clark, Tim 1998
 Coleman, Ryan 1998
 Collier, Antwon 1995
 Colter, Sean 1993
 Consani, Dave 1981-82
 Copple, Steve 1976
 Cormier, Jacques 1991
 Cotton, Byron 1995
 Cramer, Stan 1980
 Cravey, Leo 2002-03
 Cunningham, Dan 1976

D
 Dahlberg, Chris 1984-85
 Davis, Charlo 1992-93
 Davis, Jason 2007-08
 Davis, Nate 1986
 Dawson, Joseth 2002-04
 DelGadillo, Angel 1994
 Diop, Djibril 2003-04
 Dominguez, Paul 1984
 Donohue, Rob 1992
 Donovan, Jim 1977-78
 Dosh, Pete 1979-80
 Drakeford, David 1997-98
 Durham, Vernon 1983-85, 87

E
 Edwards, Damond 1993-95, 97
 Edwards, Richmond 1996
Eller, Justin 2008-pres.
 Epps, Marvin 1985
 Essman, David 1977-78
 Evans, Charles 1991, 93

F
 Faison, Sidney 1997
 Farr, Chris 1987-88
 Ferguson, Darnell 2008
 Fisher, Sedessa 1998
 Flood, Anthony 1999-00
 Freeman, DaShawn 2003-06

G
 Gardner, Garry 1984
 Garland, Joe 1975-76
 Gerard, Mike 1984-85
 Giles, Glen 1981-83
 Gilyard, Brian 1985
 Gilzene, Jason 2005-06
 Glenn, Rickie 2000-01
 Gonzales, Pablo 2000-01
 Gooding, Nick 2003-04
 Graham, Dave 1981
 Granucci, Greg 1991
 Gray, Van 1986
 Green, Leon 1990
 Groce, Kris 2007
 Grund, Tim 1985
 Gulo, Chuck 1976-77
 Guyton, Brandon 2003-04

H
 Halverson, Erick 1995-96
 Hardy, Chris 1998
 Hargrave, Haron 2006-07
 Harris, E.J. 2004-05
 Harris, Jason 2005-06
 Harris, Matt 1985
 Harrison, Curtis 2007-08
 Haskins, Glenn 1979
 Heise, John 1979
 Hightower, Jon 1985
 Hillman, Adrian 1995
 Hines, Aaron 1981
 Hoffart, Jake 1995
 Hoff, Anthony 1983
 Hoogenbosch, Tad 1996, 98
 Hooks, Raashad 2002-03
 Hopkins, Derrick 1986-87
 Houston, Laurence 1976
 Houston, Sean 1997-99
 Hull, Rich 1986
 Hunter, Mark 1995
 Hyner, Tony 1991

I
 Ingram, Uylous 1983

J
 Jacobs, Washington 1979-81
 Jacobson, Eric 1980
 Jacques, Rene 1999-02
 Jansen, Jim 1981-82
 Jenkins, Mike 1996-97
 Jensen, Chris 1982-83
 Johnson, Chris 1998
 Johnson, Rich 1980-82
 Joiner, David 2001-02
 Jolliff, Jack 1979
 Jones, Joel 2002-04
 Jones, Mark 1989-92
 Jordan, Willie 1991
 Jorgenson, Brad 1988-89
 Jorissen, Erik 1998-99

K
 Kane, Mike 1989-91, 93
 Kagel, Carl 1992
 Kasongo, Yannick 2008
 Kelleybrew, Cassius 1986-87
 King, De 1976
 King, Henry 1988-89
 King, Michael 1994
 Knuty, Dave 1976

L
 Lambeth, Derek 2000-03
 Landry, Jimmy 1998-99
 Lange, Chris 2003-06
 Langley, Greg 1984
 Langston, John 1980
 Lauder, Randy 1977
Leath, Loren 2006-pres.
 Little, Tim 1990-91
 Logan, Jeff 1986
 Lovett, Rick 1976

M
 Malone, Marcus 1999
 Martin, Robert 1986-89
 Massop, Tony 1986-87
 Matthews, Leland 1998
 McCarty, Ken 1980-81
 McClendon, Sean 1988-89
 McClure, Mark 1980
 McCain, Bill 1989-91
 McDuffie 1978
 McGhee, Vinnie 2008
 McKay, Schuyler 2005
 McMiller, Kevin 1985
 Medunjanin, Emir 2003
 Menefee, Clark 1990
 Meriman, Malcolm 1990-92
 Morris, Robert 1992-93
 Murase, Nate 1999

N
 Nunes, Steve 1978-79

O
 O'Keefe, Terry 1990
 Olson, Chuck 1984
 Opdyke, Don 1978-79

P
 Passalacqua, Jeff 1981-82
 Patterson, Ricky 1979-80
 Patterson, Shawn 1999
 Payne, James 2004
 Pembroke, Darren 1983-84
 Perry, Aaron 2005-06
 Perry, Grover 1987-88
 Pompey, Tim 1996
 Pugh, Jameel 2004-05
 Purvis, Paul 1981-82

R
 Ramirez, Abie 1995-96
 Ranney, Kaleb 1998
 Ransom, Boyd 1983
 Reed, Bobby 1980
 Richardson, Jay 2001-02
 Roberts, David 1976
 Roberts, Davon 2005-07
 Robinson, Nate 1977-78
 Rubenfield, John 1982
 Rudder, Mike 1977

S
 Sadler, Markel 1996
 Saulsberry 1979
 Scheff, Eddie 1983
 Scholl, Mike 1988-89
 Segal, Alan 1978-79
 Segeberg, Bo 2000
 Selvey, Troy 1999-02
 Simmons 1978
 Simon, Scott 1983
 Smartt, Sean 1986-89
 Smith, Carlos 1998
 Smith, Jeff 1989-90
 Smith, Pete 1978-79
 Spaulding, Glen 1985-87
 Stanfill, Roger 1976
 Stewart, Vincent 1992-95
 Stripe, John 1982, 84
 Suva, John 1977
 Swift, David 1997-99

T
 Tate, Arthur 1994-97
Thomas, Donald 2007-pres.
 Thompkins, Cedric 2001-04
 Thompson, Earl 1994
 Treadwell, Butch 1980-81
 Turner, Rovann 1983

V
 Vail, Zach 1986
 Vaughn, Greg 1976-77
 Vaughn, Tony 1981
 Vazquez, Ray 1991-92
 Victor, David 1996-97

W
 Wallace, Pat 1990-93
 Walton, Ronnie 2002
 Ward, James 1982
 Welte, Randy 1985
 Westermann, Jeff 1997
 White, Jimmy 2002-03
 Whitlock, Major 1992-93
 Wieck, Thomas 1999-00
 Williams, Alex 1987-88
 Williams, Byron 1977-78
 Williams, Damone 1993-94
 Williams, Edwin 1994-96
 Williams, Justin 2006-08
 Wise, Pierre 1983-84
 Woodard, Bruce 1986-89
 Woods, Clark 2006-08
 Wright, Jason 1998
 Wright, Russell 1979-80
 Wudel, Mark 1980

Y
 Young, Alonzo 2007-08


Z
 Zeigler, Simon 1984-86



Tony Champion



Rene Jacques



Sean Smartt



Vincent Stewart



Justin Williams

Hornet Four-Year Letterwinners

Bausley, Alex 2004-07	Lambeth, Derek 2000-03
Boyd, Michael 1994-97	Lange, Chris 2003-06
Chambers, Headley 1979-83	Martin, Robert 1986-89
Champion, Tony 2001-04	Selvey, Troy 1999-02
Durham, Vernon 1983-87	Smartt, Sean 1986-89
Edwards, Damond 1993-97	Stewart, Vincent 1992-95
Freeman, DaShawn 2003-06	Tate, Arthur 1994-97
Jacques, Rene 1999-02	Thompkins, Cedric 2001-04
Jones, Mark 1989-92	Wallace, Pat 1990-93
Kane, Mike 1989-93	Woodard, Bruce 1986-89

Years played represents the year at the end of the season. For example, the 1998-99 season would be listed as 1999. If a player was active from the 1985-86 season through the 1987-88 season, he would be listed as 1986-88.



COACHING RECORDS

Yearly Results

Warren Conrad

1948-49 6-11
 1949-50 15-9
 1950-51 8-13
 1951-52 18-10

Dr. Hal Wolf

1952-53 21-8
 1953-54 11-9
 1954-55 9-17
 1955-56 13-10
 1957-58 10-14
 1958-59 13-12

Harvey Roloff

1956-57 10-14

Ev Shelton

1959-60 11-14
 1960-61 18-8
 1961-62 20-11
 1962-63 10-16
 1963-64 8-18
 1964-65 11-15
 1965-66 7-14
 1966-67 15-11
 1967-68 16-10

Jack Heron

1968-69 13-13
 1969-70 17-11
 1970-71 18-8
 1971-72 18-8
 1972-73 15-9
 1973-74 10-16
 1974-75 11-13
 1975-76 16-13
 1976-77 13-14
 1977-78 10-9
 1979-80 13-14
 1980-81 9-18
 1981-82 12-16
 1982-83 10-17
 1983-84 16-16

Elmo Slider

1977-78* 4-4
 1978-79 5-22

Fred Lewis

1984-85 7-23

Bill Brown

1985-86 13-15
 1986-87 4-6

Joseph Anders

1986-87** 8-10
 1987-88 22-8
 1988-89 15-13
 1989-90 15-16
 1990-91 11-15
 1991-92 4-24

Don Newman

1992-93 3-24
 1993-94 1-26
 1994-95 6-21
 1995-96 7-20
 1996-97 3-23

Tom Abatemarco

1997-98 1-25
 1998-99 3-23
 1999-00 9-18

Jerome Jenkins

2000-01 5-22
 2001-02 9-19
 2002-03 12-17
 2003-04 13-15
 2004-05 12-16
 2005-06 15-15
 2006-07 10-19
 2007-08 4-24

* Replaced Heron midway through year

** Replaced Brown midway through year



Warren Conrad
1949-52

Record 47-43
 Winning Percentage522
 Best Record 18-10 (1951-52)
 Worst Record 6-11 (1948-49)
 Most Wins in a Season 18 (1951-52)
 Consecutive Wins 8 (1951-52)
 Consecutive Losses 6 (1950-51)



Dr. Hal Wolf
1953-56
1958-59

Record 77-70
 Winning Percentage524
 Best Record 21-8 (1952-53)
 Worst Record 9-17 (1954-55)
 Most Wins in a Season 21 (1952-53)
 Consecutive Wins 13 (1952-53)
 Consecutive Losses 9 (1954-55)



Harvey Roloff
1957

Record 10-14
 Winning Percentage417
 Best Record 10-14 (1956-57)
 Worst Record 10-14 (1956-57)
 Most Wins in a Season 10 (1956-57)
 Consecutive Wins 4 (1956-57)
 Consecutive Losses 3 (1956-57)



Ev Shelton
1960-68

Record 116-117
 Winning Percentage498
 Best Record 18-8 (1960-61)
 Worst Record 8-18 (1963-64)
 Most Wins in a Season 20 (1961-62)
 Consecutive Wins 6 (1961-62)
 Consecutive Losses 8, 2x (62-63, 63-64)



Jack Heron
1969-78
1980-84

Record 201-195
 Winning Percentage508
 Best Record 18-8 (1970-71/71-72)
 Worst Record 9-18 (1980-81)
 Most Wins in a Season 17 (1969-70)
 Consecutive Wins 12 (1969-70)
 Consecutive Losses 6 (1980-81)



Elmo Slider
1978-79

Record 9-26
 Winning Percentage257
 Best Record 4-4 (1977-78)
 Worst Record 5-22 (1978-79)
 Most Wins in a Season 13 (1977-78)
 Consecutive Wins 4, 2x (77-78, 78-79)
 Consecutive Losses 4, 2x (77-78, 78-79)



Fred Lewis
1985

Record 7-23
 Winning Percentage233
 Best Record 7-23 (1984-85)
 Worst Record 7-23 (1984-85)
 Most Wins in a Season 7 (1984-85)
 Consecutive Wins 2 (1984-85)
 Consecutive Losses 12 (1984-85)



Bill Brown
1986-87

Record 17-21
 Winning Percentage447
 Best Record 13-15 (1985-86)
 Worst Record 13-15 (1985-86)
 Most Wins in a Season 13 (1985-86)
 Consecutive Wins 5 (1985-86)
 Consecutive Losses 6 (1985-86)



Joseph Anders
1987-92

Record 75-86
 Winning Percentage466
 Best Record 22-8 (1987-88)
 Worst Record 4-24 (1991-92)
 Most Wins in a Season 22 (1987-88)
 Consecutive Wins 5 (1987-88)
 Consecutive Losses 12 (1991-92)



Don Newman
1993-97

Record 20-114
 Winning Percentage149
 Best Record 7-20 (1995-96)
 Worst Record 1-26 (1993-94)
 Most Wins in a Season 7 (1995-96)
 Consecutive Wins 3 (1995-96)
 Consecutive Losses 30 (1993-94-95)



Tom Abatemarco
1998-00

Record 13-66
 Winning Percentage165
 Best Record 9-18 (1999-2000)
 Worst Record 1-25 (1997-98)
 Most Wins in a Season 9 (1999-2000)
 Consecutive Wins 4 (1999-2000)
 Consecutive Losses 34 (1997-98-99)



Jerome Jenkins
2001-08

Record 80-147
 Winning Percentage352
 Best Record 15-15 (2005-06)
 Worst Record 4-24 (2007-08)
 Most Wins in a Season 15 (2005-06)
 Consecutive Wins 5 (2005-06)
 Consecutive Losses 8 (2007-08)

DIV. I JERSEY NUMBERS

(1991-pres.)



0

Hillman, Adrian 1995
 Hoogenbosh, Tad 1996, 1998
 Kasongo, Yannick 2008
 Payne, James 2004

1

Harris, E.J. 2004-05
 Harrison, Curtis 2007-08

2

Pugh, Jameel 2004-05

3

Carey, Eric 1996-97
 Fisher, Sedessa 1998
 Hargrave, Haron 2006-07
 Jacques, Rene 1999-02
 Medunjanin, Emir 2003
 McGhee, Vinnie 2008
 Thompson, Earl 1994

4

Adams, Randy 2005-pres.
 Drakeford, David 1997-98
 Malone, Marcus 1999
 Tate, Arthur 1994-96

5

Bailey, Antoine 1999
 Ferguson, Darnell 2008
 Lambeth, Derek 2000
 White, Jimmy 2002-03
 Woods, Clark 2006-07

10

Brewer, Jim 2000-01
 Dawson, Joseth 2002
 Guyton, Brandon 2003-04
 Johnson, Chris 1998
 McKay, Schuyler 2005
Thomas, Donald 2007-pres.
 Wallace, Pat 1992

11

Baity, Louie 1997
 Hunter, Mark 1995
 Jones, Mark 1992
 Perry, Aaron 2005-06
 Smith, Carlos 1998
 Wallace, Pat 1993
 Walton, Ronnie 2002
 Young, Alonzo 2007-08

12

Gilzene, Jason 2005-06
 Vazquez, Ray 1992

13

Williams, Damone 1993-94

14

Adams, Roderick 2007-08
 Edwards, Damond 1993-95, '97
 Thompkins, Cedric 2001-04

15

Aboubakar, Wandji 2008
 Alamo, Angel 2007
 Armstrong, Chris 2001
 Armstrong, LeRonne 1994
 Matthews, Leland 1998
 Sadler, Markel 1996
 Whitlock, Major 1993

20

Davis, Charlo 1992-93
 Freeman, DaShawn 2003-06
 Halverson, Erick 1995-96
 Woods, Clark 2008

21

Amos, Dean 1995
 Batta, Rame 2000-01
 Faison, Sydney 1997
 Groce, Kris 2007
 Hardy, Chris 1998
 Murase, Nate 1999

22

Casares, Adam 2000-01
 DelGadillo, Angel 1994
 Harris, Jason 2005-06

23

King, Michael 1994
Leath, Loren 2006-pres.
 Morris, Robert 1992
 Pompey, Tim 1996
 Wright, Jason 1998

24

Anoruo, Arinze 1999-01
 Dawson, Joseth 2004
 Ranney, Kaleb 1998
 Williams, Justin 2006-08

25

Davis, Jason 2007-08
 Jenkins, Mike 1996-97
 Morris, Robert 1993
 Swift, David 1998-99
 Whitlock, Major 1992

30

Colter, Sean 1993
 Jones, Joel 2002-04

31

Ramirez, Abie 1995-96
 Wieck, Thomas 1999-00

32

Boyd, Michael 1994-97
 Diop, Djibril 2003-04
 Kane, Mike 1993
 Landry, Jimmy 1998-99
 Richardson, Jay 2001-02

33

Bausley, Alex 2004-07
 Cravey, Leo 2002-03
 Donohue, Rob 1992
 Gonzales, Pablo 2000-01
 Jorissen, Erik 1998-99
 Williams, Edwin 1994-96

34

Glenn, Rickie 2000-01
 Stewart, Vincent 1992

35

Lambeth, Derek 2001-03
 Roberts, Davon 2005-07

40

Brown, Shamar 1992-93
Eller, Justin 2008-pres.
 Joiner, David 2001-02
 Segeberg, Bo 2000
 Victor, David 1996-97

41

Bass, Marcellus 1997
 Coleman, Ryan 1998

42

Bass, Marcellus 1996
 Hoffart, Jake 1995
 Hooks, Raashad 2002-03
 Houston, Sean 1997-99
 Meriman, Malcolm 1992

43

Flood, Anthony 1999-00

44

Collier, Antwon 1995
 Edwards, Richmond 1996
 Kagel, Carl 1992
 Lange, Chris 2003-06
 Selvey, Troy 1999-02

45

Clark, Tim 1998
 Swift, David 1997

50

Beekman, Zane 2005-06
 Gooding, Nick 2003-04
 Stewart, Vincent 1993
 Tate, Arthur 1997

55

Bell, Aaron 1995
 Champion, Tony 2001-04
 Evans, Charles 1991, '93
 Westermann, Jeff 1997



Joseth Dawson was a first team all-Big Sky selection in 2003-04 after leading the Hornets with 14.4 points per game and shooting .848 (140-165) from the free throw line.



Brandon Guyton's 78 three-pointers during the 2003-04 season rank as the second best single season mark since Sacramento State joined the Div. I ranks in 1991-92.

Years played represents the year at the end of the season. For example, the 1998-99 season would be listed as 1999. If a player was active from the 1985-86 season through the 1987-88 season, he would be listed as 1986-88.



YEARLY INDIVIDUAL LEADERS

* Annual Statistics Leaders from 1975-76 to Present

SCORING

Year	Player	G	Pts	Avg
2008	Loren Leath	28	367	13.1
2007	Haron Hargrave	26	359	13.8
2006	Alex Bausley	30	407	13.6
2005	Jason Harris	27	472	17.5
2004	Joseph Dawson	28	404	14.4
2003	Derek Lambeth	29	376	13.0
2002	Joseph Dawson	26	365	14.0
2001	Rickie Glenn	26	401	15.4
2000	Anthony Flood	27	363	13.4
1999	Nate Murase	26	268	10.3
1998	Sedessa Fisher	25	347	13.9
1997	Diamond Edwards	25	370	14.8
1996	Abie Ramirez	27	369	13.7
1995	Diamond Edwards	27	397	14.7
1994	Michael Boyd	27	295	10.9
1993	Charlo Davis	25	351	14.0
1992	Charlo Davis	28	505	18.0
1991	Greg Ballard	26	375	14.4
1990	Mike Kane	31	561	18.1
1989	Robert Martin	28	601	21.5
1988	Alex Williams	30	767	25.6
1987	Alex Williams	28	472	16.9
1986	Cassius Kelleybrew	28	324	11.6
1985	Marvin Epps	30	350	11.7
1984	Vernon Durham	31	429	13.8
1983	Rovan Turner	26	361	13.9
1982	Jim Jansen	21	318	15.1
1981	Tony Vaughn	27	276	10.2
1980	Darnell Anderson	27	553	20.5
1979	Ted Borum	26	388	14.9
1978	Nate Robinson	27	510	18.9
1977	Nate Robinson	27	386	14.3
1976	Russ Carlson	26	361	13.9

REBOUNDED

Year	Player	G	Reb	Avg
2008	Justin Williams	27	123	4.6
2007	Angel Alamo	29	176	6.1
2006	Alex Bausley	30	157	5.2
2005	Alex Bausley	28	149	5.3
2004	Cedric Thompkins	28	158	5.6
2003	Jimmy White	29	175	6.0
2002	Cedric Thompkins	28	177	6.3
2001	Arinze Anoruo	25	163	6.5
2000	Anthony Flood	27	192	7.1
1999	Sean Houston	25	215	8.6
1998	Sean Houston	14	150	10.7
1997	Diamond Edwards	25	157	6.3
1996	Abie Ramirez	27	206	7.6
1995	Abie Ramirez	27	190	7.0
1994	Michael Boyd	27	143	5.3
1993	Robert Morris	25	143	5.7
1992	Malcolm Merriman	28	162	5.8
1991	Tim Little	26	163	6.3
1990	Tim Little	31	261	8.4
1989	Sean Smartt	27	173	6.4
1988	Sean McClendon	30	218	7.3
1987	Tony Massop	28	228	8.1
1986	Cassius Kelleybrew	28	210	7.5
1985	Vernon Durham	23	173	7.5
1984	Vernon Durham	31	173	5.6
1983	Chris Jensen	19	145	7.6
1982	Jim Jansen	21	146	7.0
1981	Paul Purvis	27	119	4.4
1980	Butch Treadwell	27	194	7.2
1979	Ricky Patterson	26	159	6.1
1978	Nate Robinson	27	259	9.6
1977	Nate Robinson	27	242	9.0
1976	Russ Carlson	26	147	5.6

FIELD GOAL PERC.

Year	Player	FG	FGA	Pct
2008	Jason Davis	55	99	.556
2007	Davon Roberts	51	86	.593
2006	Davon Roberts	33	59	.559
2005	Jason Harris	144	340	.424
2004	Tony Champion	45	86	.523
2003	Jimmy White	114	213	.535
2002	David Joiner	44	88	.500
2001	Arinze Anoruo	93	174	.534
2000	Rickie Glenn	81	162	.500
1999	Antoine Bailey	92	199	.462
1998	Tad Hoogenbosch	36	67	.537
1997	David Victor	64	141	.454
1996	Arthur Tate	48	97	.495
1995	Adrian Hillman	83	157	.529
1994	Michael King	92	218	.422
1993	Pat Wallace	47	108	.435
1992	Rob Donohue	88	177	.497
1991	Tim Little	148	270	.548
1990	Tim Little	201	393	.511
1989	Sean McClendon	142	240	.592
1988	Sean Smartt	97	165	.588
1987	Chris Farr	89	159	.560
1986	Simon Zeigler	43	77	.558
1985	Vernon Durham	121	234	.517
1984	Vernon Durham	167	284	.588
1983	Vernon Durham	65	116	.560
1982	John Stripe	73	135	.541
1981	Paul Purvis	54	111	.486
1980	Ricky Patterson	75	132	.568
1979	Ted Borum	150	282	.532
1978	Byron Williams	211	353	.598
1977	Chuck Gulo	74	129	.574
1976	Floyd Roberts	38	67	.567

FREE THROW PERC.

Year	Player	FT	FTA	Pct
2008	Clark Woods	38	49	.776
2007	Haron Hargrave	119	145	.821
2006	Loren Leath	35	39	.897
2005	DaShawn Freeman	89	113	.788
2004	Joseph Dawson	140	165	.848
2003	Raashad Hooks	75	94	.798
2002	Rene Jacques	38	49	.776
2001	Rame Batta	69	81	.852
2000	Rene Jacques	34	45	.756
1999	Rene Jacques	32	42	.762
1998	Sedessa Fisher	80	110	.727
1997	Arthur Tate	40	55	.727
1996	Tad Hoogenbosch	44	60	.733
1995	Diamond Edwards	52	75	.693
1994	Diamond Edwards	47	61	.738
1993	Shamar Brown	33	44	.750
1992	Carl Kagel	49	69	.710
1991	Jacques Cormier	63	84	.750
1990	Bill McCoin	64	76	.842
1989	Robert Martin	73	91	.802
1988	Alex Williams	88	107	.822
1987	Alex Williams	56	66	.848
1986	Robert Martin	32	42	.762
1985	Gus Armstead	28	30	.933
1984	Darrin Pembroke	46	59	.780
1983	Darrin Pembroke	44	53	.830
1982	James Ward	43	55	.782
1981	Tony Vaughn	52	67	.776
1980	Washington Jacobs	65	79	.822
1979	Washington Jacobs	38	43	.884
1978	Byron Williams	58	76	.763
1977	Russ Carlson	74	97	.763
1976	Joe Garland	31	36	.861

THREE POINTERS

Year	Player	G	3PT	Avg
2008	Loren Leath	28	52	1.9
2007	Loren Leath	29	72	2.5
2006	Loren Leath	27	55	2.0
2005	Jameel Pugh	25	59	2.4
2004	Brandon Guyton	28	78	2.8
2003	Brandon Guyton	29	64	2.2
2002	Joseph Dawson	26	65	2.5
2001	Pablo Gonzales	27	45	1.7
2000	Pablo Gonzales	27	49	1.8
1999	Nate Murase	26	62	2.4
1998	David Drakeford	26	32	1.2
1997	Diamond Edwards	25	56	2.2
1996	Eric Carey	27	65	2.4
1995	Diamond Edwards	27	61	2.3
1994	Damone Williams	27	38	1.4
1993	Charlo Davis	25	58	2.3
1992	Charlo Davis	28	88	3.1
1991	Mike Kane	26	52	2.0
1990	Mike Kane	31	115	3.7
1989	Robert Martin	28	118	4.2
1988	Alex Williams	30	167	5.6
1987	Alex Williams	28	80	2.9

THREE POINTERS ATT.

Year	Player	G	3PTA	Avg
2008	Loren Leath	28	169	6.0
2007	Loren Leath	29	200	6.9
2006	Loren Leath	27	146	5.4
2005	Jameel Pugh	25	156	6.2
2004	Brandon Guyton	28	208	7.4
2003	Brandon Guyton	29	197	6.8
2002	Joseph Dawson	26	165	6.3
2001	Pablo Gonzales	27	139	5.1
2000	Pablo Gonzales	27	144	5.3
1999	Nate Murase	26	185	7.1
1998	David Drakeford	26	112	4.3
1997	Eric Carey	26	204	7.8
1996	Eric Carey	27	223	8.3
1995	Diamond Edwards	27	180	6.7
1994	Diamond Edwards	27	113	4.2
1993	Charlo Davis	25	176	7.0
1992	Charlo Davis	28	256	9.1
1991	Mike Kane	26	119	4.6
1990	Mike Kane	31	253	8.2
1989	Robert Martin	28	301	10.8
1988	Alex Williams	30	369	12.3
1987	Alex Williams	28	172	6.1

ASSISTS

Year	Player	G	Ast	Avg
2008	Vinnie McGhee	28	142	5.1
2007	Roderick Adams	29	88	3.0
2006	DaShawn Freeman	30	165	5.5
2005	DaShawn Freeman	28	138	4.9
2004	DaShawn Freeman	28	94	3.4
2003	Raashad Hooks	29	117	4.0
2002	Raashad Hooks	28	70	2.5
2001	Rame Batta	27	111	4.1
2000	Rame Batta	27	73	2.7
1999	Nate Murase	26	126	4.8
1998	Ryan Coleman	25	140	5.6
1997	David Drakeford	21	86	4.1
1996	Markel Sadler	27	127	4.7
1995	Mark Hunter	27	140	5.2
1994	LeRonne Armstrong	27	108	4.0
1993	Pat Wallace	27	95	3.5
1992	Major Whitlock	28	91	3.3
1991	Pat Wallace	26	76	2.9
1990	Pat Wallace	31	175	5.6

1989	Bruce Woodard	28	135	4.8
1988	Chris Farr	30	207	6.9
1987	Chris Farr	28	125	4.5
1986	Bruce Woodard	28	127	4.5
1985	Gus Armstead	30	112	3.7
1984	Darrin Pembroke	31	68	2.2
1983	Rovan Turner	26	68	2.6
1982	Rich Johnson	24	71	3.0
1981	Tony Vaughn	27	98	3.6
1980	Rich Johnson	26	140	5.4
1979	Ted Borum	26	64	2.5
1978	Byron Williams	27	94	3.5
1977	Byron Williams	27	100	3.7
1976	Julius Bolds	26	70	2.7

BLOCKED SHOTS

Year	Player	G	Blk	Avg
2008	Justin Williams	28	31	1.1
2007	Justin Williams	27	24	0.9
2006	Jason Harris	25	19	0.8
2005	Randy Adams	28	23	0.8
2004	Chris Lange	28	21	0.8
2003	Jimmy White	29	37	1.3
2002	Joel Jones	27	26	1.0
2001	Arinze Anoruo	25	26	1.0
2000	Anthony Flood	27	39	1.4
1999	Sean Houston	25	41	1.6
1998	Tim Clark	20	11	0.6
1997	David Victor	24	20	0.8
1996	Abie Ramirez	27	39	1.4
1995	Vincent Stewart	24	18	0.8
1994	Vincent Stewart	27	42	1.6
1993	Vincent Stewart	27	20	0.7
1992	Vincent Stewart	26	25	1.0
1991	Willie Jordan	26	26	1.0
1990	Tim Little	31	25	0.8
1989	Sean McClendon	28	52	1.9
1988	Sean McClendon	30	47	1.6
1987	Cassius Kelleybrew	27	77	2.9
1986	Cassius Kelleybrew	28	75	2.7
1985	Chris Dahlberg	30	61	2.0
1984	John Stripe	25	19	0.8
1983	Chris Jensen	19	18	0.9
1982	Ron Chatman	26	40	1.5
1981	Ron Chatman	26	18	0.7

STEALS

Year	Player	G	Stl	Avg
2008	Justin Williams	28	50	1.8
2007	Alex Bausley	29	72	2.5
2006	DaShawn Freeman	30	82	2.7
2005	DaShawn Freeman	28	82	2.9
2004	DaShawn Freeman	28	49	1.8
2003	DaShawn Freeman	29	70	2.4
2002	Joel Jones	27	43	1.6
2001	Rame Batta	27	58	2.1
2000	Rame Batta	27	57	2.1
19				



Year-By-Year Results

1948-49

Head Coach: Warren Conrad (6-11)

vs. Fairfield Suisun AFB	W, 43-28
vs. Chico State	L, 50-41
vs. Fairfield Suisun AFB	W, 45-39
vs. Chico State	L, 62-45
vs. UC Davis	L, 64-58
vs. San Francisco State	L, 61-50
vs. Chapman College	L, 53-47
vs. Linfield College	W, 52-34
vs. UC Davis	W, 45-44
vs. San Francisco State	L, 73-62
vs. Mather AFB	W, 45-42
vs. Humboldt State	L, 35-34
vs. UC Davis	L, 62-35
vs. Pacific	L, 54-40
vs. Mather AFB	W, 51-40
vs. Fresno State	L, 55-30
vs. Fresno State	L, 68-40

1949-50

Head Coach: Warren Conrad (15-9)

vs. Fresno State	W, 45-38
vs. Fresno State	W, 60-47
vs. Chico State	L, 47-40
vs. San Francisco State	W, 48-33
vs. San Francisco State	L, 61-46
vs. LaVerne	W, 52-35
vs. UC Davis	W, 57-53
vs. Pacific	L, 56-49
vs. Indiana State	L, 49-47
vs. Redlands	W, 54-49
vs. Cal Poly	L, 70-64
vs. San Jose State	L, 52-46
vs. Oakland	L, 75-58
vs. UC Davis	W, 48-44
vs. San Francisco YMI	W, 62-47
vs. Pacific	W, 74-48
vs. Chico State	W, 44-40
vs. San Francisco YMI	W, 40-36
vs. Alameda NAB	W, 74-45
vs. UC Davis	L, 44-39
vs. West Virginia State	L, 57-36
vs. Los Angeles State	W, 59-56
vs. San Francisco State	W, 59-55
vs. San Francisco State	W, 58-47

1950-51

Head Coach: Warren Conrad (8-13)

at California	L, 49-39
Saint Mary's	W, 59-49
at San Jose State	L, 46-51
Chico State	L, 54-45
UC Davis	W, 73-59
vs. Humboldt State	W, 73-35
vs. Los Angeles State	L, 62-52
Oakland	L, 66-56
at Nevada	L, 61-48
at Treasure Island	W, 74-44
at Pacific	L, 53-48
at San Francisco YMI	W, 45-43
Nevada	W, 52-51
San Francisco State	W, 45-43
at Cal Poly	L, 62-56
vs. Denver	L, 51-49
at San Francisco State	L, 56-55
Pacific	L, 44-42
at San Francisco YMI	L, 43-36
at Oakland	L, 52-37
at UC Davis	W, 56-55

1951-52

Head Coach: Warren Conrad (18-10)

San Francisco	W, 39-28
at Santa Clara	L, 62-50
at San Jose State	L, 61-49
at Nevada	L, 68-51
at Nevada	L, 58-45
at Utah State	L, 69-64
at Montana State	W, 57-45
at Idaho State	W, 52-49
at Idaho State	W, 48-40
Utah State	W, 60-49
San Francisco State	W, 63-51
San Francisco State	W, 45-44
Nevada	L, 65-57
Nevada	L, 54-53
at Pacific	L, 65-47
at Pacific	W, 67-56
vs. Mather AFB	W, 57-51
vs. Mather AFB	W, 77-51
at Chico State	L, 68-66
vs. Fresno State	W, 70-57
Fresno State	W, 62-54
Fresno State	W, 76-62
vs. San Francisco YMI	W, 62-57
at UC Davis	W, 76-45
UC Davis	W, 55-46
vs. Oakland	W, 56-38
vs. Long Beach State	W, 62-51
vs. Cal Poly	L, 70-56

1952-53

Head Coach: Dr. Hal Wolf (21-8)

vs. Mather AFB	W, 57-48
vs. San Jose State	L, 43-42
vs. Southern Oregon	W, 52-43
vs. Linfield College	W, 64-49
vs. Lewis and Clark	W, 78-62
vs. Pacific (Ore.)	W, 57-42
vs. Willamette	W, 67-55
vs. Cal Poly	L, 58-53
vs. Cal Poly	L, 46-44
vs. UC Davis	W, 71-54
vs. Pacific (Ore.)	W, 59-39
vs. Pacific	W, 49-46
vs. Nevada	W, 57-53
vs. Nevada	W, 67-57
vs. Pacific	W, 64-50
vs. Mather AFB	W, 55-44
vs. San Francisco O.C.	W, 59-54
vs. Chico State	W, 60-46
vs. San Francisco State	W, 59-42
vs. San Francisco State	W, 54-52
vs. Chico State	W, 59-56
vs. UC Davis	W, 62-39
vs. San Jose State	L, 49-40
vs. Fresno State	L, 79-60
vs. Fresno State	W, 74-72
vs. Nevada	L, 61-49
vs. Nevada	L, 67-59
vs. Pepperdine*	W, 56-55
vs. Pasadena Nazarene*	L, 66-48

* NIAA Playoffs

1953-54

Head Coach: Dr. Hal Wolf (11-9)

vs. Mather AFB	W, 40-30
vs. UC Santa Barbara	L, 56-43
vs. Cal Poly	W, 55-52
vs. Lewis and Clark	W, 64-33
vs. Washington State	W, 45-44
vs. Oregon	L, 59-53
vs. Humboldt State	W, 53-48
vs. Humboldt State	W, 42-26
vs. San Francisco State	L, 50-45
vs. San Francisco State	L, 42-41

vs. Placer County All-Stars	W, 68-34
vs. Fresno State	W, 60-54
vs. Fresno State	L, 70-67
vs. UC Davis	W, 49-37
vs. San Jose State	W, 57-49
vs. Chico State	L, 50-45
vs. Chico State	W, 58-54
vs. UC Davis	L, 45-44
vs. Nevada	L, 55-46
vs. Nevada	L, 69-68

1954-55

Head Coach: Dr. Hal Wolf (9-17)

vs. Mather AFB	W, 53-48
vs. Southern Oregon	W, 74-65
vs. Portland	L, 90-75
vs. Lewis and Clark	L, 48-44
vs. Pacific (Ore.)	L, 78-56
vs. Pacific	L, 60-41
vs. Cal Poly	L, 58-52
vs. Pasadena Nazarene	L, 60-58
vs. UC Santa Barbara	L, 68-51
vs. Nevada	L, 54-53
vs. San Francisco State	L, 79-70
vs. UC Davis	W, 69-58
vs. UC Davis	L, 57-54
vs. Humboldt State	W, 54-51
vs. Humboldt State	W, 58-56
vs. San Francisco State	L, 74-72
vs. San Francisco State	L, 57-54
vs. UC Davis	W, 58-52
vs. Fresno State	L, 65-55
vs. Humboldt State	L, 71-50
vs. Pacific	W, 61-51
vs. Chico State	L, 86-58
vs. Chico State	W, 80-56
vs. UC Davis	W, 63-62
vs. Nevada	L, 65-52
vs. Nevada	L, 80-64

1955-56

Head Coach: Dr. Hal Wolf (13-10)

vs. Mather AFB	W, 68-56
vs. Pacific	L, 63-53
vs. San Jose State	L, 66-41
vs. Saint Mary's	L, 89-64
vs. Pacific	W, 65-48
vs. Whittier	W, 81-51
vs. Saint Mary's	W, 72-46
vs. UC Davis	W, 52-35
vs. Humboldt State	L, 49-42
vs. Nevada	L, 76-60
vs. San Jose State	L, 58-52
vs. Mather AFB	W, 69-52
vs. McClellan AFB	W, 67-57
vs. San Francisco State	L, 77-53
vs. Humboldt State	L, 74-52
vs. Humboldt State	W, 57-54
vs. UC Davis	W, 81-56
vs. Chico State	W, 64-61
vs. San Francisco State	W, 63-62
vs. Nevada	W, 71-65
vs. Nevada	L, 71-60
vs. UC Davis	W, 69-61
vs. Chico State	L, 75-59

1956-57

Head Coach: Harvey Roloff (10-14)

vs. San Jose State	L, 56-43
vs. Pacific	L, 69-52
vs. Fresno State	L, 79-70
vs. Pacific	L, 71-47
vs. San Diego State	W, 60-56
vs. Long Beach State	W, 72-68
vs. UC Davis	W, 63-51
vs. Willamette	L, 59-56
vs. Whittier	L, 65-49

vs. Mather AFB	L, 63-53
vs. S.F. Olympic Club	L, 61-52
vs. Humboldt State	W, 53-45
vs. Humboldt State	W, 62-58
vs. Saint Mary's	L, 91-49
vs. San Francisco State	W, 74-58
vs. San Francisco State	L, 77-59
vs. UC Davis	W, 70-55
vs. Pasadena College	L, 71-63
vs. Chico State	W, 65-63
vs. UC Davis	W, 43-37
vs. Chico State	W, 72-67
vs. Saint Mary's	L, 73-45
vs. Nevada	L, 80-73
vs. Nevada	L, 72-59

1957-58

Head Coach: Dr. Hal Wolf (10-14)

vs. Pacific	W, 61-50
vs. Pacific	L, 56-45
vs. Willamette	L, 68-50
vs. Portland	L, 71-49
vs. Lewis and Clark	L, 66-62
vs. Pacific (Ore.)	L, 57-63
vs. Redlands	L, 62-37
vs. Fresno State	L, 72-57
vs. Humboldt State	W, 60-52
vs. UC Davis	W, 59-45
vs. Whittier	L, 53-50
vs. Los Angeles State	L, 76-41
vs. Humboldt State	L, 41-39
vs. Humboldt State	W, 56-52
vs. UC Davis	W, 48-44
vs. UC Davis	W, 57-43
vs. Chico State	L, 60-55
vs. Occidental	L, 72-66
vs. San Jose State	W, 66-49
vs. San Francisco State	W, 57-49
vs. Chico State	W, 60-53



Sacramento State gets set to travel to Chico State in 1954 for a game they would eventually win, 58-54. From left to right: Players Tom Brian, J.C. Masters, George Larsen, Dwight Dickey and head coach Hal Wolf. Coach Wolf posted a 77-70 record in two different stints as Sacramento State's head coach.



YEAR-BY-YEAR RESULTS

vs. San Francisco State L, 56-44
 vs. Nevada L, 56-52
 vs. Nevada W, 75-70

1958-59

Head Coach: Dr. Hal Wolf
 (13-12, 7-2 Far Western)
 Results Not Available

1959-60

Head Coach: Ev Shelton
 (11-14, 6-4 Far Western)
 Results Not Available

1960-61

Head Coach: Ev Shelton
 (18-8, 8-2 Far Western)
 Results Not Available

1961-62

Head Coach: Ev Shelton
 (20-11)

at Saint Mary's L, 91-75
 at Fresno State L, 73-55
 CAL STATE HAYWARD W, 79-52
 CAL POLY POMONA W, 69-67
 at Pacific L, 59-58
 BIOLA W, 74-60
 FRESNO STATE W, 86-78
 vs. Redlands! W, 76-73
 at Cal State Fullerton! L, 83-67
 vs. Long Beach State! L, 72-54
 vs. Pasadena! L, 70-55
 at Willamette\$ W, 64-51
 at Western Washington\$ L, 61-54
 SAN FRANCISCO STATE .. W, 64-57
 CAL STATE HAYWARD W, 72-58
 at Chico State* W, 73-55
 at Humboldt State* W, 55-29
 at Cal Poly Pomona* W, 88-66
 at San Francisco State* W, 74-51
 at Nevada* L, 59-50
 at UC Davis* W, 60-57
 at Cal State Hayward* L, 67-58
 CHICO STATE* W, 92-55
 HUMBOLDT STATE* W, 71-47
 UC DAVIS* W, 67-55
 NEVADA* W, 87-60
 SEATTLE PACIFIC^ W, 68-57
 CAL POLY POMONA^ W, 73-65
 vs. Nebraska Wesleyan% L, 73-61
 vs. Valparaiso% W, 74-54
 vs. Mount Saint Mary's% L, 58-57
 ! Orange State Tourn. (Fullerton, Calif.)
 \$ Chico State Tourn. (Chico, Calif.)
 ^ Far Western Conference
 * NCAA West Regional (Sacramento)
 % NCAA Tournament (Evansville, Ind.)

1962-63

Head Coach: Ev Shelton
 (10-16, 4-8 Far Western)

vs. Saint Mary's L, 67-45
 vs. Cal Poly Pomona L, 54-53
 vs. UC Davis W, 60-46
 vs. Fresno State L, 67-56
 vs. Fresno State L, 56-52
 vs. San Diego! L, 53-51
 vs. UC Davis! W, 52-50
 vs. Cal Poly POMONA! W, 76-67
 vs. Willamette^ W, 61-56
 vs. Cal Poly^ W, 72-60
 vs. Chico State^ W, 62-47
 vs. San Francisco State* L, 59-44
 vs. Cal State Hayward* L, 42-32
 vs. Chico State* L, 65-53
 vs. Humboldt State* L, 58-49
 vs. Westmont\$ L, 73-71
 vs. Pasadena\$ L, 62-57
 vs. Chapman L, 77-58
 vs. UC Davis* L, 46-44
 vs. Nevada* W, 75-73

vs. Cal State Hayward* W, 72-66
 vs. San Francisco State* W, 70-54
 vs. Chico State* L, 77-62
 vs. Humboldt State* L, 37-31
 vs. Nevada* L, 72-56
 vs. UC Davis* W, 55-46
 ! Orange State Tourn. (Fullerton, Calif.)
 ^ Chico State Tourn. (Chico, Calif.)
 \$ CP Pomona Tourn. (Pomona, Calif.)
 *Far Western Conference

1963-64

Head Coach: Ev Shelton
 (8-18, 5-7 Far Western)

SAN FRANCISCO L, 77-39
 FRESNO STATE L, 68-64
 at Fresno State L, 76-49
 at Pacific L, 92-44
 vs. Cal State Northridge! L, 73-70
 at Cal State Fullerton! L, 95-65
 vs. Redlands# L, 66-64
 vs. San Diego# L, 75-66
 vs. Cal State Hayward# W, 83-72
 vs. Chapman^ L, 75-61
 vs. Humboldt State^ W, 84-57
 vs. Pasadena College^ L, 39-35
 NEVADA* L, 67-65
 at Cal State Hayward* L, 53-40
 at San Francisco State* L, 61-57
 CAL STATE FULLERTON W, 76-65
 HUMBOLDT STATE* W, 62-44
 CHICO STATE* L, 66-60
 at Nevada* L, 67-47
 UC DAVIS* W, 47-45
 PASADENA L, 55-52
 at Chico State* L, 65-60
 at Humboldt State* W, 66-58
 at UC Davis* W, 73-56
 SAN FRANCISCO STATE* L, 76-67
 CAL STATE HAYWARD* W, 65-63
 ! Kris Kringle Classic (Fullerton, Calif.)
 # Mother Lode Classic (Bishop, Calif.)
 ^ Chico Tournament (Chico, Calif.)
 * Far West Conference

1964-65

Head Coach: Ev Shelton
 (11-15, 4-6 Far Western)

FRESNO STATE L, 98-80
 at Fresno State L, 82-66
 at Saint Mary's L, 108-88
 HUMBOLDT STATE W, 80-59
 NEVADA W, 73-69
 PACIFIC W, 73-69
 at Cal State Fullerton! W, 103-87
 vs. San Fernando USC! L, 96-86
 vs. UNLV! L, 100-79
 vs. Lewis & Clark! L, 76-75
 vs. Central Washington^ L, 90-79
 vs. Willamette^ W, 77-60
 CALVIN COLLEGE W, 89-75
 CHAPMAN L, 74-69
 at UC Davis L, 63-52
 at Chico State W, 93-88
 CAL STATE HAYWARD L, 66-61
 SAN FRANCISCO STATE .. L, 109-85
 at Nevada L, 101-71
 CHICO STATE L, 75-72
 HUMBOLDT STATE W, 66-63
 NEVADA L, 84-64
 UC DAVIS W, 70-62
 at San Francisco State .. W, 103-102
 at Cal State Hayward L, 70-79
 at Humboldt State W, 77-72
 ! Kris Kringle Classic (Fullerton, Calif.)
 ^ Chico Tournament (Chico, Calif.)

1965-66

Head Coach: Ev Shelton
 (7-14, 6-6 Far Western)

at Fresno State L, 109-79
 at Pacific L, 83-76
 at Chapman L, 106-77
 at UC Riverside L, 97-82



During the 1961-62 season, Sacramento State finished as the College Division national runner-up after losing to Mount Saint Mary's, 58-57, in the NCAA Tournament championship game in Evansville, Ind. The entire team and head coach Ev Shelton were inducted into the Sacramento State Men's Basketball Hall of Fame on Oct. 30 of this year.

at Redlands W, 78-71
 at Central Washington L, 77-74
 at Willamette L, 77-74
 NEVADA L, 79-71
 SONOMA STATE W, 115-85
 at Humboldt State W, 75-69
 at Fresno Pacific L, 90-73
 at San Francisco State .. W, 114-107
 at Cal State Hayward L, 92-78
 at UC Davis L, 81-71
 FRESNO PACIFIC W, 103-98
 at Chico State W, 100-95
 at Nevada L, 90-89
 HUMBOLDT STATE L, 99-93
 CHICO STATE L, 81-79
 SAN FRANCISCO STATE .. W, 106-93
 CAL STATE HAYWARD L, 81-79

1966-67

Head Coach: Ev Shelton
 (15-11, 10-4 Far Western)

at Saint Mary's L, 99-91
 COLLEGE OF IDAHO L, 70-66
 FRESNO PACIFIC W, 88-77
 Cal State Los Angeles L, 104-93
 WESTERN WASH. L, 74-54
 CHAPMAN W, 76-75
 FRESNO STATE W, 83-76
 at Western Washington L, 74-75
 at Willamette W, 85-77
 at Southwest Missouri L, 90-82
 at Chico State L, 78-65
 at Fresno State L, 114-69
 NEVADA W, 47-45
 SONOMA STATE L, 69-66

HUMBOLDT STATE W, 84-82
 CHICO STATE W, 99-81
 at Sonoma State W, 44-43
 at Humboldt State W, 89-86
 at Cal State Hayward W, 76-67
 at San Francisco State L, 79-72
 at Nevada W, 68-66
 at Chico State W, 69-68
 UC DAVIS W, 62-61
 at Fresno Pacific W, 99-78
 CAL STATE HAYWARD W, 91-82
 SAN FRANCISCO STATE L, 74-68

1967-68

Head Coach: Ev Shelton
 (16-10, 10-4 Far Western)

at Houston L, 110-79
 at Wyoming L, 94-49
 at Colorado State L, 82-66
 SAINT MARY'S W, 76-66
 at Fresno Pacific W, 77-70
 at Fresno State L, 110-71
 at Cal Western W, 104-78
 at Humboldt State W, 92-86
 at Central Washington W, 89-87
 FRESNO PACIFIC W, 92-60
 at Nevada L, 90-84
 CHICO STATE W, 90-71
 UC DAVIS W, 93-87
 FRESNO STATE L, 87-74
 at San Francisco State L, 66-63
 at Cal State Hayward L, 73-71
 SONOMA STATE W, 63-55
 HUMBOLDT STATE W, 106-80
 at Sonoma State W, 79-77
 at Humboldt State L, 71-63

NEVADA W, 84-81
 SAN FRANCISCO STATE .. W, 62-56
 CAL STATE HAYWARD W, 67-60
 at Chico State W, 92-78
 at UC Davis L, 99-74
 PASADENA COLLEGE W, 84-82

1968-69

Head Coach: Jack Heron
 (13-13, 8-4 Far Western)

at Seattle L, 92-82
 at Western Washington L, 69-58
 at Simon Fraser L, 83-81
 at Idaho L, 65-57
 at Saint Mary's L, 90-83
 FRESNO PACIFIC W, 105-76
 at Central Washington L, 77-66
 at Willamette W, 86-66
 at Lewis & Clark W, 103-78
 PORTLAND STATE W, 98-83
 SONOMA STATE W, 85-79
 HUMBOLDT STATE W, 90-83
 NEVADA W, 92-84
 at Cal State Hayward W, 81-74
 at San Francisco State L, 78-63
 at Pepperdine L, 83-58
 at Fresno Pacific W, 90-78
 at UC Davis L, 76-61
 at Chico State L, 60-58
 at Nevada L, 86-70
 UC DAVIS L, 77-74
 CHICO STATE L, 66-62
 CAL STATE HAYWARD W, 98-82
 SAN FRANCISCO STATE .. W, 62-60
 at Humboldt State W, 84-76
 at Sonoma State W, 89-83

YEAR-BY-YEAR RESULTS



Tom Brian, who was named Sacramento State's team MVP in 1952-53 and 1953-54, led the Hornets to a combined 32-17 record over those two seasons. That included a 21-8 record and an NAIA Playoffs appearance in 1952-53.

1969-70

Head Coach: Jack Heron
(17-11, 10-2 Far Western)

at Weber State.....	L, 59-53
at Utah State.....	L, 85-65
at Iowa State.....	L, 77-61
at Fresno State.....	L, 73-69
FRESNO STATE.....	L, 92-65
PASADENA COLLEGE.....	W, 78-65
FRESNO PACIFIC.....	W, 93-62
vs. Central Washington.....	L, 62-47
vs. Willamette.....	W, 66-60
vs. Humboldt State.....	W, 78-71
NEBRASKA WESLEYAN.....	W, 83-71
KENNEDY COLLEGE.....	L, 85-82
at UC Davis.....	L, 57-46
at Chico State.....	W, 58-53
SAN FRANCISCO STATE.....	W, 75-65
CAL STATE HAYWARD.....	W, 87-73
at Fresno State.....	W, 86-59
SAINT MARY'S.....	W, 77-65
at Sonoma State.....	W, 81-62
at Humboldt State.....	W, 76-56
HUMBOLDT STATE.....	W, 94-69
SONOMA STATE.....	W, 92-54
at Cal State Hayward.....	W, 69-68
at San Francisco State.....	W, 67-61
CHICO STATE.....	W, 74-70
UC DAVIS.....	L, 73-67
at Puget Sound.....	L, 67-62
at Boise State.....	L, 63-61

1970-71

Head Coach: Jack Heron
(18-8, 10-2 Far Western)

at Puget Sound.....	L, 90-72
at Seattle Pacific.....	L, 58-53
at Western Washington.....	W, 78-72
CAL POLY POMONA.....	W, 65-59
at Fresno State.....	L, 65-56
BIOLA.....	W, 62-58
FRESNO PACIFIC.....	W, 82-55
at Southern Minnesota.....	W, 52-49
at Macalester.....	W, 70-60
at Whittier.....	W, 44-43
SONOMA STATE.....	W, 102-64
at Fresno Pacific.....	W, 64-58
NEW MEXICO.....	W, 89-75
at San Francisco State.....	L, 76-67
at Cal State Hayward.....	L, 61-58
FRESNO STATE.....	L, 77-74
STANISLAUS STATE.....	W, 66-65
HUMBOLDT STATE.....	L, 65-59
at Humboldt State.....	W, 81-76
at Sonoma State.....	W, 109-62
CHICO STATE.....	W, 65-52
UC DAVIS.....	W, 93-67
CAL STATE HAYWARD.....	W, 95-74
SAN FRANCISCO STATE.....	W, 83-70
at UC Davis.....	L, 69-67
at Chico State.....	W, 70-64

1973-74

Head Coach: Jack Heron
(10-16, N/A Far Western)
Records Not Available

1974-75

Head Coach: Jack Heron
(11-13, 4-6 Far Western)

vs. CS Bakersfield.....	L, 64-58
vs. Westmont.....	W, 83-74
vs. Cal Poly.....	L, 64-55
vs. Saint Mary's.....	L, 80-65
vs. Cal Poly.....	L, 67-66
vs. Nevada.....	L, 85-68
vs. Whittier.....	W, 105-66
vs. Stanislaus State.....	W, 62-60
vs. Alaska Fairbanks.....	L, 79-75
vs. UC San Diego.....	W, 82-64
vs. Fresno Pacific.....	W, 70-40
vs. Humboldt State.....	W, 117-77
vs. Cal State Hayward.....	W, 87-73
vs. San Francisco State.....	L, 79-77
vs. Cal Poly Pomona.....	L, 59-58
vs. Cal State Los Angeles.....	L, 86-70
vs. UC Davis.....	L, 99-98

1971-72

Head Coach: Jack Heron
(18-8, 10-2 Far Western)

at Saint Mary's.....	W, 79-72
at Occidental.....	W, 74-60
at Cal Poly.....	L, 75-73
at Nevada.....	L, 65-63
FRESNO PACIFIC.....	L, 55-54
SAN FERNANDO USC.....	L, 62-58
GONZAGA.....	W, 76-74
at Cal State Bakersfield.....	W, 75-71
at Fresno State.....	L, 86-59
HUMBOLDT STATE.....	W, 96-65
SONOMA STATE.....	W, 100-61
at Cal State Hayward.....	W, 74-54
at San Francisco State.....	L, 89-83
CS DOMINGUEZ HILLS.....	W, 81-53
at Fresno Pacific.....	W, 79-56
at Cal State Bakersfield.....	L, 80-68
at Stanislaus State.....	W, 97-80
UC DAVIS.....	W, 78-70
CHICO STATE.....	W, 90-80
at Sonoma State.....	W, 82-67
at Humboldt State.....	L, 58-49
at Chico State.....	W, 73-66
at UC Davis.....	W, 85-81
SAN FRANCISCO STATE.....	W, 87-63
CAL STATE HAYWARD.....	W, 82-70
STANISLAUS STATE.....	W, 93-83

1972-73

Head Coach: Jack Heron
(15-9, 6-6 Far Western)

vs. Fresno State.....	L, 63-55
vs. Idaho.....	W, 77-65
vs. Gonzaga.....	W, 73-58
vs. Whitworth.....	W, 77-59
vs. Fresno Pacific.....	W, 48-47
vs. Cal State Bakersfield.....	L, 68-64
vs. Nevada.....	W, 91-76
vs. Cal State Hayward.....	L, 88-83
vs. San Francisco State.....	L, 84-65
vs. Humboldt State.....	W, 78-63
vs. Sonoma State.....	W, 74-68
vs. Stanislaus State.....	W, 79-70
vs. Puget Sound.....	L, 67-65
vs. Southern Oregon.....	W, 71-50
vs. Southern Oregon.....	W, 63-62
vs. UC Davis.....	L, 82-66
vs. Chico State.....	L, 99-89
vs. Cal State Hayward.....	L, 71-56
vs. San Francisco State.....	W, 75-73
vs. Stanislaus State.....	W, 78-76
vs. UC Davis.....	W, 84-78
vs. Chico State.....	W, 69-63
vs. Sonoma State.....	L, 90-83
vs. Humboldt State.....	W, 80-72

vs. Stanislaus State.....	W, 72-71
vs. Humboldt State.....	W, 99-68
vs. Stanislaus State.....	W, 85-75
vs. UC Davis.....	L, 71-70
vs. San Francisco State.....	L, 74-62
vs. Cal State Hayward.....	W, 78-75
vs. Chico State.....	L, 85-83

1975-76

Head Coach: Jack Heron
(16-13, 9-3 Far Western)

vs. Fresno Pacific.....	W, 96-67
vs. Saint Mary's.....	W, 84-75
vs. Portland.....	L, 94-72
vs. Puget Sound.....	L, 75-66
vs. Portland State.....	L, 100-86
vs. Fresno Pacific.....	W, 73-48
vs. Pacific.....	L, 80-76
vs. Alaska Fairbanks.....	L, 81-70 (ot)
vs. Whittier.....	L, 85-72
vs. Macalester (MN).....	W, 100-51
vs. Fresno State.....	L, 98-76
vs. CS Bakersfield.....	L, 83-82
vs. Stanislaus State.....	W, 71-66
vs. UC Riverside.....	W, 85-84
vs. Cal Poly.....	W, 72-71
vs. Humboldt State.....	W, 73-69
vs. CS Hayward.....	W, 70-69
vs. San Francisco State.....	W, 93-85
vs. UC Davis.....	W, 77-74
vs. Chico State.....	L, 68-60
vs. Humboldt State.....	W, 85-55
vs. Chico State.....	L, 73-69
vs. UC Davis.....	W, 82-74
vs. San Francisco State.....	W, 107-96
vs. CS Hayward.....	W, 85-80
vs. Stanislaus State.....	L, 89-85
vs. CS Hayward#.....	L, 77-75
vs. Humboldt State#.....	W, 103-86
vs. Fresno Pacific#.....	L, 65-61

1976-77

Head Coach: Jack Heron
(13-14, 8-4 Far Western)

vs. Fresno State.....	L, 87-85
vs. CS Bakersfield.....	L, 108-88
vs. Saint Mary's.....	L, 90-81
vs. CS Hayward.....	W, 77-75
vs. Humboldt State.....	W, 103-86
vs. Fresno Pacific.....	L, 65-61
vs. Washington State.....	L, 90-70
vs. Idaho.....	L, 77-67
vs. Santa Clara.....	L, 94-81
vs. Point Loma.....	L, 95-81
vs. Pacific.....	L, 85-75
vs. Puget Sound\$.....	L, 68-65 (ot)
vs. UC Irvine\$.....	W, 82-59
vs. UC Riverside.....	W, 82-81
vs. San Jose State.....	L, 94-83
vs. UC Davis.....	W, 76-57
vs. Chico State.....	W, 81-66
vs. Humboldt State.....	L, 77-60
vs. San Francisco State.....	W, 71-62
vs. CS Hayward.....	W, 87-81
vs. Stanislaus State.....	W, 78-72
vs. Humboldt State.....	W, 56-47
vs. Chico State.....	W, 69-59
vs. Stanislaus State.....	L, 76-75
vs. UC Davis.....	L, 86-69
vs. CS Hayward.....	W, 113-89
vs. San Francisco State.....	W, 84-76

1977-78

Head Coaches:
Jack Heron, Elmo Slider
(14-13, 8-4 Far Western)

CS BAKERSFIELD.....	L, 74-68
vs. Humboldt State%.....	W, 83-74
vs. UC Davis%.....	L, 66-65
vs. Stanislaus State%.....	W, 103-76
CS LOS ANGELES.....	W, 91-71
at Oregon.....	L, 90-67

at Saint Mary's.....	L, 98-78
S. OREGON STATE.....	W, 111-90
W. WASHINGTON.....	L, 75-70
vs. Cal Lutheran^.....	W, 91-88
vs. S. Oregon State^.....	L, 62-58
at Weber State.....	L, 82-74
at Wyoming.....	L, 106-88
at San Jose State.....	L, 76-69
at Stanislaus State.....	W, 88-86
CHICO STATE.....	W, 82-59
HUMBOLDT STATE.....	W, 75-59
at San Francisco State.....	W, 72-64
at CS Hayward.....	W, 66-63
at Nevada.....	L, 94-58
UC DAVIS.....	W, 53-52
at Humboldt State.....	L, 87-66
at Chico State.....	W, 76-53
at UC Davis.....	L, 79-63
STANISLAUS STATE.....	L, 105-97
CS HAYWARD.....	W, 100-91
SAN FRANCISCO STATE.....	W, 69-66

1978-79

Head Coach: Elmo Slider
(5-22, 3-9 Far Western)

vs. UC Davis%.....	L, 66-65
vs. Stanislaus State%.....	W, 103-76
CAL STATE LA.....	W, 91-71
at Oregon.....	L, 90-67
at Saint Mary's.....	L, 98-78
S. OREGON.....	W, 111-90
W. WASHINGTON.....	L, 75-70
CAL POLY.....	L, 80-79
vs. Cal Lutheran^.....	W, 91-88
vs. S. Oregon^.....	L, 62-58
at Weber State.....	L, 82-74
at Wyoming.....	L, 106-88
at San Jose State.....	L, 76-69
at Stanislaus State.....	W, 88-86
CHICO STATE.....	W, 82-59
HUMBOLDT STATE.....	W, 75-59
at San Francisco State.....	W, 72-64
at CS Hayward.....	W, 66-63
at Nevada.....	L, 94-58
UC DAVIS.....	W, 53-52
at Humboldt State.....	L, 87-66
at Chico State.....	W, 76-53
at UC Davis.....	L, 79-63
STANISLAUS STATE.....	L, 105-97
CS HAYWARD.....	W, 100-91
SAN FRANCISCO ST.....	W, 69-66

1979-80

Head Coach: Jack Heron
(13-14, 7-5 Far Western)

at Fresno State.....	L, 79-66
CS BAKERSFIELD.....	W, 77-69
at Cal Poly.....	L, 70-56
at Fresno Pacific.....	W, 92-77
at Chapman College.....	L, 74-72
at Washington.....	L, 94-57
at Saint Martin's.....	L, 88-62
WESTERN WASHINGTON.....	W, 71-66
IDAHOO COLLEGE.....	L, 70-68
CAL POLY POMONA.....	L, 79-72*
HONOLULU.....	W, 90-75
at San Jose State.....	L, 90-46
at Stanislaus State.....	W, 111-108 (ot)
at Humboldt State.....	L, 75-72
at Chico State.....	W, 60-59
CS HAYWARD.....	W, 86-72
at Sonoma State.....	L, 93-84
at Nevada.....	L, 83-67
STANISLAUS STATE.....	W, 108-89
UC DAVIS.....	L, 85-61
at San Francisco State.....	L, 60-53
CHICO STATE.....	L, 53-52
HUMBOLDT STATE.....	L, 89-87
SAN FRANCISCO ST.....	L, 66-55
at UC Davis.....	W, 77-75
SONOMA STATE.....	W, 85-76
at CS Hayward.....	W, 63-59

* - Later forfeited by CPP 2-0



YEAR-BY-YEAR RESULTS



Chris Farr had eight points and eight assists while helping Sacramento State to an 87-84 upset victory over defending Southwest Conference champion Texas A&M on Dec. 19, 1987, at Arco Arena. The Hornets, who were in the Div. II ranks at the time, buried 12 three-pointers, including seven from Alex Williams who finished with a game-high 29 points.

1980-81

Head Coach: Jack Heron
(9-18, 5-7 Far Western)

SO. OREGON	W, 93-77
at San Jose State	L, 85-61
at CS Dominguez Hills	L, 79-53
at Cal Poly Pomona	L, 67-63
OREGON TECH	W, 85-67
CAL POLY	L, 63-61
EASTERN MONTANA	L, 88-71
CS NORTHRIDGE	L, 67-55
SAINT MARTIN'S	L, 69-62
at CS Bakersfield	L, 83-66
at Pacific	L, 80-67
at S. Oregon	W, 75-69
at Oregon Tech	L, 70-56
SONOMA STATE	L, 56-54
SONOMA STATE	W, 80-70
at Humboldt State	L, 80-63
at Chico State	L, 73-63
STANISLAUS STATE	W, 52-49
at UC Davis	L, 64-62
CS HAYWARD	L, 76-67
at San Francisco State	L, 53-51
at Sonoma State	W, 71-48
CHICO STATE	L, 65-62
HUMBOLDT STATE	W, 81-73
at Stanislaus State	L, 70-63
UC DAVIS	W, 73-66
SAN FRANCISCO STATE	N/A
at CS Hayward	N/A

1981-82

Head Coach: Jack Heron
(12-16, 8-4 Far Western)

CAL STATE LA	L, 55-54
CS BAKERSFIELD	L, 70-68
CS DOMINGUEZ HILLS	L, 78-63
at Cal Poly	L, 70-45
at CS Northridge	L, 86-52
at Sonoma State	W, 73-60
at Chapman	L, 71-56
at Fresno Pacific	L, 67-56
S. OREGON	W, 84-68
OCCIDENTAL	W, 78-61
at S. Oregon	L, 68-65
at Nebraska	L, 93-61
STANISLAUS STATE	W, 87-77
UC DAVIS	L, 81-68
at Sonoma State	L, 61-58
at Chico State	W, 60-59 (ot)

at Humboldt State	L, 59-58
at San Francisco State	L, 62-51
CS HAYWARD	W, 78-75
at Stanislaus State	L, 103-84
SONOMA STATE	L, 67-65 (ot)
UC DAVIS	W, 75-65
HUMBOLDT STATE	W, 73-58
CHICO STATE	W, 70-64
at CS Hayward	W, 90-66
SAN FRANCISCO STATE	W, 64-53
vs. Chico State%	W, 60-58
vs. San Francisco State%	L, 75-61
% - Far Western Conference Tourney	

1982-83

Head Coach: Jack Heron
(10-17, 5-9 NCAC)

FRESNO PACIFIC	W, 93-86
HAWAII-HILO	L, 78-73
at Southern Oregon	W, 85-74
at Oregon Tech	L, 75-66
CS DOMINGUEZ HILLS	L, 89-82
at CS Fullerton	L, 104-75
at UC Riverside	L, 81-68
CAL POLY	W, 72-69
vs. Linfield College%	W, 75-60
at Southern Oregon State%	L, 72-61
at Nevada	L, 115-75
S. OREGON STATE	W, 64-63
CHICO STATE	L, 72-68
HUMBOLDT STATE	L, 80-73 (ot)
STANISLAUS STATE	W, 106-104 (ot)
at San Francisco State	L, 78-70
CS HAYWARD	W, 100-76
UC DAVIS	W, 77-72
at Sonoma State	L, 87-79
at Humboldt State	W, 62-59
at Chico State	L, 95-94 (ot)
HAWAII PACIFIC	L, 83-69
at Stanislaus State	L, 96-89 (ot)
at CS Hayward	W, 87-64
SAN FRANCISCO STATE	L, 83-68
SONOMA STATE	L, 79-78
at UC Davis	L, 83-54
% - Southern Oregon Tournament	

1983-84

Head Coach: Jack Heron
(16-16, 8-6 NCAC)

at Southern Oregon	L, 88-83
--------------------	----------

FRESNO PACIFIC	W, 59-58
at Cal Poly	L, 72-47
CS NORTHRIDGE	L, 59-48
OREGON TECH	W, 77-62
CAL STATE LA	W, 74-59
at BYU-Hawaii	L, 79-64
at Chaminade	L, 74-61
at Hawai'i-Loa	W, 68-59
at Hawai'i-Loa	L, 71-67 (ot)
at Fresno State	L, 73-46
UC RIVERSIDE	L, 77-59
COLUMBIA CHRISTIAN	W, 81-55
vs. Western Washington	L, 60-57
vs. Simon Fraser	W, 59-57
at Southern Oregon	W, 77-76
UC DAVIS	W, 62-57
at Sonoma State	W, 66-62
at Stanislaus State	L, 90-81
HUMBOLDT STATE	L, 71-57
CHICO STATE	L, 75-67
at CS Hayward	W, 59-58
SAN FRANCISCO STATE	W, 66-59
at UC Davis	L, 79-77 (ot)
SONOMA STATE	W, 67-46
STANISLAUS STATE	L, 85-79
at Humboldt State	W, 62-60
at Chico State	L, 80-66
CS HAYWARD	W, 67-66
at San Francisco State	W, 67-66
at Chico State	L, 95-77

1984-85

Head Coach: Fred Lewis
(7-23, 3-11 NCAC)

POMONA-PITZER	W, 72-66
FRESNO PACIFIC	W, 72-68
CAL POLY	L, 69-61
at CS Northridge	L, 86-71
at UC Riverside	L, 59-45
at CS Dominguez Hills	L, 76-58
at Saint Mary's	L, 96-43
MANKATO STATE	L, 99-81
at Alaska Fairbanks	L, 66-64 (ot)
at Alaska Fairbanks	L, 95-77
at Alaska Anchorage	L, 81-68
at Alaska Anchorage	L, 62-56
WESTMONT	L, 76-57
Lewis & Clark	L, 76-59
Dominican College	W, 106-58
SAN FRANCISCO STATE	L, 69-68

at CS Hayward	W, 69-61
SONOMA STATE	W, 56-55
at UC Davis	L, 86-71
CONCORDIA	W, 80-76 (ot)
STANISLAUS STATE	W, 86-77
CHICO STATE	L, 75-59
HUMBOLDT STATE	L, 81-65
at San Francisco State	L, 83-82
CS HAYWARD	L, 68-57
at Stanislaus State	L, 73-65
at Sonoma State	L, 69-68
UC DAVIS	L, 88-82
at Chico State	L, 89-59
at Humboldt State	L, 59-52
\$ - Stratford Inn Classic at Ashland, Ore.	

1985-86

Head Coach: Bill Brown
(13-15)

UC DAVIS	W, 76-59
at Pacific	L, 76-57
SIMPSON COLLEGE	W, 109-58
vs. So. California Coll.#	W, 98-82
at Chapman#	W, 58-40
at Westmont	W, 78-70
at Fresno Pacific	W, 53-51
CHAPMAN	L, 75-67
UC RIVERSIDE	L, 63-60
at Fresno State	L, 89-72
CAL POLY	W, 62-57
CS NORTHRIDGE	W, 74-70
at Humboldt State	W, 52-50
at Cal Poly	L, 57-56
at CS Bakersfield	L, 91-86
OREGON TECH	L, 65-64
at Stanislaus State	L, 68-67
CS HAYWARD	L, 65-57
at Sonoma State	L, 94-80
CHICO STATE	W, 72-53
UC SANTA CRUZ	W, 94-66
at UC Davis	L, 83-63
at CS Hayward	L, 74-72
STANISLAUS STATE	W, 77-70
SONOMA STATE	L, 94-84
HUMBOLDT STATE	W, 64-58
at Chico State	L, 76-65
at Oregon Tech	L, 82-58
# - Chapman College Tournament	

1986-87

Head Coaches:
Bill Brown, Joseph Anders
(12-16)

CS BAKERSFIELD	L, 75-63
SONOMA STATE	L, 91-79
at CS Northridge	W, 58-56
vs. Puget Sound#	W, 83-65
at Chapman#	L, 74-73 (ot)
UC DAVIS	W, 80-72
vs. Humboldt State\$	W, 82-70
at Cal Poly\$	L, 57-48
at CS Dominguez Hills	L, 79-66
at Sonoma State	L, 92-80
CS HAYWARD	W, 82-71
FRESNO PACIFIC	W, 80-77
at Nevada	L, 109-86
at Fresno State	L, 71-51
PUGET SOUND	W, 77-62
at Arkansas-Little Rock	L, 71-65
at Arkansas State	L, 86-49
at Chico State	L, 67-66
SOUTHERN UTAH	W, 85-78
STANISLAUS STATE	W, 82-75
at UC Davis	L, 68-60
at Seattle Pacific	L, 90-84
at Puget Sound	L, 90-74
UC SANTA CRUZ	W, 97-72
CHICO STATE	W, 87-71
at Humboldt State	L, 101-96 (ot)
at Oregon Tech	L, 86-77
HUMBOLDT STATE	W, 67-66
# - Chapman College Tournament	
\$ - Cal Poly Tournament	

1987-88

Head Coach: Joseph Anders
(22-8)

vs. Azusa Pacific#	W, 89-81
at Cal Poly Pomona#	L, 104-98
UC DAVIS	W, 74-64
METRO STATE	W, 90-81
CAL POLY	W, 77-75
CS HAYWARD	W, 80-66
vs. Hawaii Pacific&	L, 98-88
vs. LaVerne&	W, 85-68
CS DOMINGUEZ HILLS	W, 87-81
HUMBOLDT STATE	W, 88-67
CAL POLY POMONA	W, 98-88
at CS Hayward	W, 113-92
NEVADA%	L, 94-87
TEXAS A&M%	W, 87-84
CS NORTHRIDGE	W, 90-87
CS BAKERSFIELD	L, 90-81
CAL STATE LA	W, 89-74
at Humboldt State	W, 78-69
EMPORIA STATE	W, 106-102
at Cal State LA	W, 104-93
at Cal Poly	L, 72-71
CHICO STATE	W, 131-100
at Sonoma State	W, 96-79
at Stanislaus State	W, 92-83
SONOMA STATE	W, 118-103
at Chico State	W, 121-111
at UC Davis	W, 92-78
at US International	L, 127-113
vs. CS Hayward^	L, 96-85
vs. CS Bakersfield^	L, 90-89
# - @ Cal Poly Pomona	
& - @ UC Riverside	
* - Capital City Classic	
^ - NCAA Regional	

1988-89

Head Coach: Joseph Anders
(15-13, 5-7 Great Northwest)

CHICO STATE	W, 124-96
CS HAYWARD	W, 85-76
at Sonoma State	L, 83-71
at Chico State	W, 91-77
at UC Davis	W, 104-86
HUMBOLDT STATE	W, 81-72
at CS Hayward	L, 94-93
FLORIDA INT'L#	W, 100-88
E. TENNESSEE STATE#	L, 98-82
PUGET SOUND*	W, 83-72
CAL STATE LA	W, 108-82
at CS Northridge	L, 100-98 (ot)
at CS Bakersfield	W, 80-73
ALASKA ANCHORAGE*	L, 94-74
METRO STATE*	W, 87-82
ALASKA-FAIRBANKS*L, 112-110 (ot)	
SEATTLE PACIFIC*	W, 94-89
EASTERN MONTANA*	W, 89-69
SONOMA STATE	W, 89-83
UC DAVIS	W, 87-81
at Humboldt State	L, 62-57
at Alaska Fairbanks*	L, 100-96
at Alaska Anchorage*	L, 85-70
at Seattle Pacific*	L, 122-97
at Puget Sound*	L, 90-70
at Metro State*	L, 94-76
at Eastern Montana*	W, 63-58
at Southern Utah	L, 109-89
# - CSUS Capital City Classic	
* - Conference game	

1989-90

Head Coach: Joseph Anders
(15-16, 4-6 Great Northwest)

vs. Seattle Pacific#	W, 76-59
at Humboldt State#	L, 87-76
CHICO STATE	L, 94-89
CS HAYWARD	W, 82-59
at CS Los Angeles	L, 84-74
at Cal Lutheran	W, 100-76
at UC Riverside	L, 86-77
CS BAKERSFIELD	L, 99-83
at Chico State	W, 106-91

YEAR-BY-YEAR RESULTS



UC DAVIS	W, 103-79
S. CAROLINA STATE	W, 92-75
at CS Hayward	L, 98-85 (ot)
vs. Coppin State	W, 87-81
vs. Chaminade	W, 79-45
vs. Maryland	L, 98-68
HUMBOLDT STATE	W, 66-65
CS NORTHBRIDGE	W, 71-65
SF STATE	W, 80-71
at Cal Poly	L, 81-59
at US International	L, 117-98
at UC Davis	L, 81-71
EASTERN MONTANA	L, 73-70
METRO STATE	L, 90-70
at Alaska Fairbanks	W, 102-87
at Alaska Anchorage	L, 121-75
SEATTLE PACIFIC	W, 99-86
at Metro State	L, 89-79
at Eastern Montana	L, 103-87
at Seattle Pacific	L, 85-75
ALASKA ANCH.	W, 99-93 (ot)
ALASKA FAIRBANKS	W, 97-75
# - at Humboldt State	
% - Capital City Classic (Champs)	
& - Hawaii Rainbow Classic	
@ - Conference game	

1990-91

Head Coach: Joseph Anders
(11-15)

vs. Texas A&I	L, 102-80
vs. Johnson C. Smith	L, 90-80
at Cal Poly Pomona	W, 99-83
HUMBOLDT STATE	W, 72-58
METRO STATE	L, 80-79 (ot)
CS HAYWARD	W, 80-78 (ot)
CAL STATE LA	W, 90-76
UC DAVIS	W, 80-72
at CS Bakersfield	L, 83-55
vs. Ark-Little Rock	L, 67-60
vs. Mississippi Valley St.	W, 79-56
at Washington State	L, 101-65
CAL POLY POMONA	L, 93-86
UC RIVERSIDE	L, 86-81
CAL POLY	W, 73-68
at CS Hayward	W, 85-77
at San Francisco State	L, 83-70
at Seattle Pacific	L, 90-81
GRAND CANYON	W, 70-67

at CS Northridge	L, 92-83
at UC Davis	L, 89-71
at Metro State	L, 122-92
at Southern Utah	L, 132-105
SEATTLE PACIFIC	W, 95-78
at Grand Canyon	L, 76-64
at US International	W, 103-93
% - North Alabama Tournament	
\$ - Marquette Tournament	

1991-92

Head Coach: Joseph Anders
(4-24)

at Idaho	L, 116-101
at Fresno State	L, 92-72
NORTHERN ARIZONA	L, 86-80
at USC	L, 107-94
at UC Santa Barbara	L, 101-65
at Boise State	L, 87-60
vs. Idaho State	L, 85-80 (ot)
IDAHO	L, 91-88 (ot)
at Marquette	L, 79-35
UNC-GREENSBORO	L, 72-63
at Washington State	L, 97-63
BALL STATE	L, 83-60
DRAKE	W, 60-58
at Oregon State	L, 104-89
at Saint Mary's	L, 98-59
WISC-MILWAUKEE	W, 110-106 (2ot)
at Montana State	L, 104-84
at Ball State	L, 87-66
at Northern Arizona	L, 71-68
at CS Northridge	L, 82-73
at UC Davis	L, 82-75
CHICAGO STATE	W, 92-87
CS NORTHBRIDGE	L, 83-77
at Wisc-Milwaukee	L, 89-61
at Chicago State	L, 95-86 (ot)
UC DAVIS	W, 82-71
NE ILLINOIS	L, 79-63
SOUTHERN UTAH	L, 79-73
# - Boise State Tournament	

1992-93

Head Coach: Don Newman
(3-24)

at California	L, 89-65
at Utah	L, 74-45

at Drake	L, 86-65
at Portland	L, 83-55
at Stanford	L, 68-33
MONTANA	L, 53-38
LOYOLA MARYMOUNT	L, 66-61
UC SANTA BARBARA	L, 64-57
MONTANA STATE	L, 72-53
at Idaho	L, 81-61
at Washington State	L, 87-56
BOISE STATE	L, 83-69
NORTHERN ARIZONA	L, 78-71
SAINT MARY'S	W, 63-62
PORTLAND	L, 63-59
at UNC-Greensboro	L, 62-61
at UC-Wilmington	L, 73-60
at Nebraska	L, 86-70
at Wisc-Milwaukee	L, 96-44
at Southern Utah	L, 87-68
at Northern Arizona	L, 68-64
at CS Northridge	L, 80-73
IDAHO	L, 76-71
CS NORTHBRIDGE	W, 63-60
UC DAVIS	W, 82-76
at Brigham Young	L, 128-78
WISC-MILWAUKEE	L, 78-76

1993-94

Head Coach: Don Newman
(1-26)

at Montana	L, 76-36
at Montana State	L, 85-57
at Pacific	L, 91-64
NORTHERN ARIZONA	W, 80-76
at NE Illinois	L, 76-61
SAN FRANCISCO	L, 99-84
at USC	L, 84-64
SANTA CLARA	L, 74-56
TOLEDO	L, 87-62
BUTLER	L, 60-58
IDAHO	L, 66-45
at Northern Arizona	L, 83-59
at San Francisco	L, 98-56
at Alabama-Birmingham	L, 88-46
at Tulane	L, 97-48
at Saint Mary's	L, 87-65
IDAHO STATE	L, 91-80
at Boise State	L, 83-76
at Colorado	L, 80-56
at Southern Utah	L, 85-60

CAL STATE NORTHBRIDGE	L, 84-67
at Eastern Washington	L, 88-78
at Idaho	L, 72-47
at CS Northridge	L, 90-54
at Loyola Marymount	L, 73-71
SOUTHERN UTAH	L, 81-63
at San Diego	L, 95-65

1994-95

Head Coach: Don Newman
(6-21, 2-4 American West)

PACIFIC	L, 68-59
at Minnesota	L, 102-84
at St. Louis	L, 90-49
SAN DIEGO STATE	L, 67-61
at USC	L, 93-54
MONTANA STATE	L, 77-60
at Toledo	L, 74-64
at Idaho State	L, 89-59
FAIRFIELD*	L, 78-63
GRAMBLING*	W, 74-68
COLUMBIA	W, 77-68
at Butler	L, 90-62
at Loyola-Chicago	W, 68-56
GONZAGA	L, 77-72 (ot)
at Idaho	L, 87-72
at Eastern Washington	W, 68-67
at Tulane	L, 85-73
at CS Northridge	L, 85-68
at Cal Poly	W, 74-64
at Santa Clara	L, 82-53
CAL POLY	W, 75-56
SAINT MARY'S	L, 75-57
at Southern Utah	L, 93-64
CS NORTHBRIDGE	L, 75-73
EASTERN WASH.	L, 69-64
SOUTHERN UTAH	L, 89-55
vs. CS Northridge#	L, 86-81
* - Sacramento Holiday Classic	
# - America West Conference Tourney	

1995-96

Head Coach: Don Newman
(7-20, 2-5 American West)

SAN DIEGO	L, 84-80 (ot)
MONTANA	L, 75-70
UC DAVIS	W, 51-50
COL. OF NOTRE DAME	W, 69-59

at Fairfield	L, 75-60
at Georgetown	L, 113-58
IDAHO STATE	W, 82-77
at Arizona State	L, 85-73
MINNESOTA	L, 86-63
GEORGE WASHINGTON*	L, 98-81
OLD DOMINION*	L, 69-62 (ot)
at Idaho State	W, 77-74 (ot)
at Montana State	L, 90-47
at Gonzaga	L, 66-44
CREIGHTON	L, 74-67
at Saint Mary's	L, 87-75
CAL POLY	L, 102-86
at San Diego State	L, 85-55
at CS Northridge	L, 71-62
at Cal Poly	L, 79-63
at Oral Roberts	L, 78-66
EASTERN WASH.	L, 73-65
at Southern Utah	L, 87-59
SOUTHERN UTAH	W, 82-70
CS NORTHBRIDGE	W, 83-66
NORTHERN ARIZONA	W, 71-66
at Cal Poly#	L, 73-66
* - Sacramento Holiday Classic	
# - America West Conference Tourney	

1996-97

Head Coach: Don Newman
(3-23, 2-14 Big Sky)

at Northern Arizona	W, 75-65
SAINT MARY'S	L, 69-60
at Montana	L, 69-45
at UC Davis	L, 74-50
at Colorado State#	L, 89-45
vs Texas-San Antonio#	L, 68-54
at Creighton	L, 59-42
at Pacific	L, 95-50
PACIFIC	L, 73-47
PORTLAND STATE*	W, 69-61
at Eastern Washington*	L, 60-59
at CS Northridge*	L, 99-64
at Idaho State*	L, 79-43
MONTANA STATE*	L, 93-77
MONTANA*	L, 81-51
ORAL ROBERTS*	L, 78-55
at Montana State*	L, 83-66
WEBER STATE*	L, 72-67
at Portland State*	L, 53-47
EASTERN WASH.*	W, 97-83
at Montana*	L, 95-51
IDAHO STATE*	L, 84-66
NORTHERN ARIZONA*	L, 58-55
CS NORTHBRIDGE*	L, 93-90 (ot)
at Weber State*	L, 97-66
at Northern Arizona*	L, 99-62
# - Colorado State Ram Classic	
* - Big Sky Conference games	

1997-98

Head Coach: Tom Abatemarco
(1-25, 0-16 Big Sky)

USC	L, 79-40
NORTHERN ILLINOIS	L, 70-60 (ot)
at Pacific	L, 68-34
at Oregon State	L, 89-56
UC DAVIS	L, 66-59
at Houston	L, 57-43
at Lamar	L, 74-62
at San Jose State	L, 60-49
CAL POLY	W, 73-70
at Minnesota	L, 100-56
EASTERN WASH.*	L, 77-71
PORTLAND STATE*	L, 65-52
CS NORTHBRIDGE*	L, 72-64
IDAHO STATE*	L, 92-91 (2ot)
at Montana*	L, 52-50
at Montana State*	L, 74-56
MONTANA STATE*	L, 86-66
at Weber State*	L, 89-54
at Portland State*	L, 79-67
at Eastern Washington*	L, 75-73 (ot)
MONTANA*	L, 61-51
at Idaho State*	L, 79-72
at Northern Arizona*	L, 86-49
at CS Northridge*	L, 117-65
NORTHERN ARIZONA*	L, 92-52
WEBER STATE*	L, 88-52
* - Big Sky Conference games	



Players (L to R) Robert "Money" Martin, Sean Smartt, Sean McClendon and Bruce Woodard helped lead the 1987-88 team to the program's first NCAA Div. II Tournament appearance since the 1969-70 season. The team led the nation in three-pointers made (303, 10.1 per game), shooting .418 from beyond the arc. Head coach Joseph Anders (middle) led the squad to a 22-8 mark, including a school-record average of 93.1 points per game.



YEAR-BY-YEAR RESULTS

1998-99

Head Coach: Tom Abatemarco
(3-23, 3-13 Big Sky)

LAMAR	L, 85-81
SAINT MARY'S	L, 66-52
at Cal Poly	L, 99-56
PACIFIC	L, 62-49
at Fresno State	L, 110-73
HOUSTON	L, 63-61
SAN JOSE STATE	L, 59-56
at New Mexico	L, 102-71
at Northern Illinois	L, 73-58
at Minnesota	L, 98-57
WEBER STATE*	L, 81-76
at Northern Arizona*	L, 75-60
at Eastern Washington*	L, 87-42
at Portland State*	L, 68-61
at CS Northridge*	L, 84-68
IDAHO STATE*	L, 57-54
MONTANA STATE*	L, 89-69
MONTANA*	W, 60-57
at Montana State*	L, 80-43
at Weber State*	L, 91-50
PORTLAND STATE*	W, 63-62
EASTERN WASH.*	W, 66-62
at Montana*	L, 78-50
at Idaho State*	L, 71-66
NORTHERN ARIZONA*	L, 71-61
CS NORTHRIDGE*	L, 99-65

* - Big Sky Conference games

1999-00

Head Coach: Tom Abatemarco
(9-18, 3-13 Big Sky)

MENLO	W, 69-43
SOUTHERN UTAH	W, 65-58
at Nevada	W, 65-57
vs. The Citadel	W, 74-61
at San Francisco	L, 70-35
NEVADA	W, 59-56
at Saint Mary's	L, 64-55
at Stanford	L, 78-56
at Houston	L, 72-70
COLORADO STATE	L, 69-53
PORTLAND	W, 62-59
NORTHERN ARIZONA*	W, 65-52
at Weber State*	L, 82-62
EASTERN WASH.*	W, 64-61
PORTLAND STATE*	L, 72-70
CS NORTHRIDGE*	L, 76-57
at Idaho State*	L, 72-61
at Montana*	L, 59-47 (ot)
at Montana State*	L, 64-61
MONTANA STATE*	W, 70-54
WEBER STATE*	L, 88-72
at Portland State*	L, 80-65
at Eastern Washington*	L, 74-67
MONTANA*	L, 80-57
IDAHO STATE*	L, 74-71
at Northern Arizona*	L, 88-65
at CS Northridge*	L, 81-57

* - Big Sky Conference games

2000-01

Head Coach: Jerome Jenkins
(5-22, 2-14 Big Sky)

BETHANY	W, 103-84
SAINT MARY'S	W, 75-61
at Colorado State	L, 73-46
at Southern Utah	L, 81-75
LMU	L, 78-59
at Portland	L, 75-55
SAN JOSE STATE	L, 83-53
at Washington State	L, 75-63
MENLO	W, 87-69
NORTHERN ARIZONA*	L, 65-55
CS NORTHRIDGE*	L, 95-82
WEBER STATE*	L, 81-70
at Northern Arizona*	L, 66-53
UC RIVERSIDE	L, 90-88 (ot)
at Eastern Washington*	L, 67-57
at Portland State*	L, 81-77
at CS Northridge*	L, 100-73
IDAHO STATE*	L, 71-67
MONTANA STATE*	W, 70-62
MONTANA*	L, 67-66
at Montana State*	L, 98-82
at Weber State*	L, 98-88

PORTLAND STATE*	W, 77-60
EASTERN WASH.*	L, 80-68
at Montana*	L, 84-67
at Idaho State*	L, 107-79

* - Big Sky Conference games

2001-02

Head Coach: Jerome Jenkins
(9-19, 3-11 Big Sky)

vs. Old Dominion^	L, 69-52
vs. Wofford^	L, 56-46
MENLO	W, 81-65
at San Jose State	L, 62-60
at Saint Mary's	L, 78-64
SOUTHERN UTAH	W, 72-61
CS FULLERTON	W, 85-79 (ot)
at Loyola Marymount	L, 95-77
at CS Fullerton	L, 106-97 (ot)
LIPSCOMB	W, 86-76
at UC Riverside	L, 100-66
IDAHO	L, 75-63
TEXAS A&M-C.C.	W, 82-69
DOMINICAN	W, 91-73
at Idaho State*	L, 87-79
at Weber State*	L, 86-83
NORTHERN ARIZONA*	W, 81-63
MONTANA STATE*	W, 78-56
MONTANA*	L, 88-78
at Portland State*	L, 86-83
at Eastern Washington*	L, 87-67
WEBER STATE*	L, 76-72 (ot)
IDAHO STATE*	W, 90-80
at Northern Arizona*	L, 90-70
at Montana*	L, 86-53
at Montana State*	L, 80-70
EASTERN WASH.*	L, 81-71
PORTLAND STATE*	L, 74-67

^ - Guardians Classic (Memphis, Tenn.)

* - Big Sky Conference games

2002-03

Head Coach: Jerome Jenkins
(12-17, 5-9 Big Sky)

at Loyola Marymount	L, 88-55
DOMINICAN	W, 62-47
at Southern Utah	L, 74-68
at Missouri	L, 98-60
SAN FRANCISCO	W, 62-57
at Cal Poly	W, 73-66
SAN JOSE STATE	W, 72-70
OREGON STATE	L, 62-49
CAL STATE FULLERTON	L, 62-54
at Idaho	L, 81-62
at Fresno State	L, 91-53
at Lipscomb	W, 83-71
at Portland State*	L, 65-52
at Northern Arizona* W	W, 85-81 (2ot)
at Texas A&M-C.C.	W, 84-80
at Eastern Washington*	L, 75-41
IDAHO STATE*	L, 67-62
WEBER STATE*	L, 65-53
at Montana State*	W, 72-66
at Montana*	L, 66-59
NORTHERN ARIZONA*	L, 63-45
EASTERN WASH.*	W, 77-71
PORTLAND STATE*	W, 72-58
at Weber State*	L, 88-65
at Idaho State*	L, 90-83
MONTANA*	L, 77-71
MONTANA STATE*	W, 75-52
at Montana#	W, 88-75
at Weber State#	L, 82-60

* - Big Sky Conference games

- Big Sky Conference Tournament

2003-04

Head Coach: Jerome Jenkins
(13-15, 7-7 Big Sky)

at Stanford	L, 77-59
DOMINICAN	W, 76-65
at Cal State Fullerton	W, 78-71 (ot)
SAN JOSE CHRISTIAN	W, 89-45
at Cal Poly	L, 76-60
at New Mexico	L, 77-63
SAINT MARY'S	L, 88-74
at San Jose State	L, 85-77 (ot)
UC IRVINE	W, 64-56
at Oregon State	L, 76-73

LONG BEACH STATE	W, 73-51
UC RIVERSIDE	W, 66-55
at San Francisco	L, 60-47
NORTHERN ARIZONA*	L, 80-73
PORTLAND STATE*	W, 76-64
EASTERN WASH.*	L, 68-62
at Idaho State*	L, 82-81
at Weber State*	L, 65-54
MONTANA STATE*	W, 77-71
MONTANA*	W, 76-67
at Northern Arizona*	W, 110-97
at Eastern Washington*	L, 83-57
at Portland State*	L, 69-65
WEBER STATE*	W, 64-61
IDAHO STATE*	W, 84-70
at Montana*	L, 80-69
at Montana State*	W, 80-74
WEBER STATE#	L, 68-62

* - Big Sky Conference games

- Big Sky Conference Tournament

2004-05

Head Coach: Jerome Jenkins
(12-16, 8-6 Big Sky)

at Michigan	L, 70-49
SOUTHERN UTAH	W, 74-67
at Long Beach State	L, 87-63
UC DAVIS	L, 72-63 (ot)
at UC Irvine	L, 81-69
SAN FRANCISCO	L, 75-70
at Fresno State	L, 72-54
at Saint Mary's	L, 73-38
at UC Riverside	L, 82-74
GREAT FALLS	W, 71-49
at Oregon State	L, 86-59
UTAH VALLEY STATE	W, 71-69
at Portland State*	L, 79-69
at Eastern Washington*	L, 44-41
IDAHO STATE*	W, 61-59
WEBER STATE*	W, 78-72
at Montana State*	L, 67-64
at Montana*	L, 82-74
WILLIAM JESSUP	W, 88-59
NORTHERN ARIZONA*	W, 92-88
EASTERN WASH.*	W, 83-72
PORTLAND STATE*	L, 71-66
at Weber State*	L, 57-55
at Idaho State*	W, 99-97 (ot)
MONTANA*	W, 83-80
MONTANA STATE*	W, 70-68
at Northern Arizona*	W, 87-86
WEBER STATE#	L, 74-71

* - Big Sky Conference games

- Big Sky Conference Tournament

2005-06

Head Coach: Jerome Jenkins
(15-15, 5-9 Big Sky)

vs. Samford^	L, 52-49
vs. Southern^	W, 67-64 (ot)
at Nevada	L, 82-74
WILLIAM JESSUP	W, 100-61
at San Francisco	W, 85-78
at UC Davis	W, 72-67
at Utah Valley State	L, 71-69 (ot)
LONG BEACH STATE	W, 106-94
SAN DIEGO CHRISTIAN	W, 64-55
at Boise State	L, 70-61
at Southern Utah	W, 76-68
CAL POLY	W, 80-59
at UCLA	L, 86-56
DENVER	W, 79-65
PORTLAND STATE*	W, 76-60
EASTERN WASH.*	W, 88-69
at Idaho State*	W, 107-106
at Weber State*	W, 73-66
MONTANA STATE*	L, 78-75
MONTANA*	L, 73-71
at Northern Arizona*	L, 89-83
at Eastern Washington*	L, 87-75
at Long Beach State	W, 68-65
WEBER STATE*	L, 76-73 (ot)
IDAHO STATE*	L, 72-71
at Montana*	L, 84-79
NORTHERN ARIZONA*	L, 92-72
at Montana State*	L, 75-70
at Montana State#	W, 71-70
at Northern Arizona#	L, 98-83

^ - Guardians Classic (Austin, Texas)

* - Big Sky Conference games

- Big Sky Conference Tournament

2006-07

Head Coach: Jerome Jenkins
(10-19, 5-11 Big Sky)

BETHANY	W, 107-73
at New Mexico	L, 92-56
SAN FRANCISCO	L, 89-64
at Denver	W, 74-53
at Washington	L, 83-74
WILLIAM JESSUP	W, 93-58
UC DAVIS	W, 100-77
at Illinois State	L, 86-69
at Louisville	L, 99-69
PACIFIC	W, 74-72 (ot)
at Long Beach State	L, 76-55
at Boise State	L, 99-69

at Northern Arizona*	L, 96-82
at Northern Colorado*	W, 74-70
MONTANA*	W, 80-72
IDAHO STATE*	L, 73-58
at Weber State*	L, 88-68
NORTHERN ARIZONA*	L, 94-71
at Cal Poly	L, 74-65
EASTERN WASH.*	L, 100-85
PORTLAND STATE*	W, 97-93
NORTHERN COLORADO*	L, 84-81
at Idaho State*	L, 85-62
at Montana*	L, 76-69
at Montana State*	L, 74-59
MONTANA STATE*	W, 90-82
at Portland State*	L, 100-73
at Eastern Washington*	L, 80-72
WEBER STATE*	W, 105-83

* - Big Sky Conference games

2007-08

Head Coach: Jerome Jenkins
(4-24, 2-14 Big Sky)

at Kansas State	L, 94-63
SIMPSON	W, 104-71
SOUTHERN UTAH	L, 57-53
at San Francisco	L, 93-63
at Pacific	L, 75-62
SANTA CLARA	L, 77-65
at Stanford	L, 84-58
WILLIAM JESSUP	W, 72-54
at Oregon	L, 93-66
at Marquette	L, 82-51
at Northern Colorado*	L, 74-60
at Portland State*	L, 83-58
at Eastern Washington*	L, 76-52
MONTANA STATE*	W, 78-77
MONTANA*	L, 76-69
CAL STATE BAKERSFIELD	L, 73-61
NORTHERN ARIZONA*	L, 80-69
at Weber State*	L, 69-56
at Idaho State*	L, 86-63
NORTHERN COLORADO*	W, 74-70
EASTERN WASH.*	L, 59-57
PORTLAND STATE*	L, 79-56
at Montana*	L, 90-57
at Montana State*	L, 87-72
at Northern Arizona*	L, 73-59
IDAHO STATE*	L, 52-51
at UC Davis	L, 83-77
WEBER STATE*	L, 89-69

* - Big Sky Conference games



The 2002-03 squad became the first Sacramento State team to reach the Big Sky Conference Tournament since the program joined the league in 1996-97. The Hornets upset Montana in the quarterfinals in Missoula, 88-75, before falling at Weber State in the semifinals. Entering this season, the Hornets have reached the postseason tournament four times in the last six years.



THE UNIVERSITY

SACRAMENTO STATE

About The University

- Sacramento State is the seventh largest university in the 23-campus CSU system, enrolling a multicultural student body of 28,529. The 300-acre campus is sheltered by more than 3,000 trees and dotted with flower gardens, including 3 million square feet of building space. Miles of trails stretch along the nearby river parkway, linking the University and student housing with recreational areas such as Folsom Lake and Old Sacramento.
- Quality teaching is a top priority, and classes are small and personalized. More than 80 percent of recent graduates say their professors were enthusiastic and genuinely enjoyed teaching.
- Preparing students for a career is a vital part of the education here. Thousands of students from all majors earn academic credit working in internship and co-op positions, many of which are paid.
- Sacramento State, often called "Sac State," was founded as Sacramento State College in 1947 during a time of intense demand for higher education after World War II. We moved to our permanent location on the banks of the historic American River in 1953. In 1972, we were renamed California State University, Sacramento.
- The University is in the midst of an ambitious new master plan that will remake Sacramento State into a residential campus and add some 1.5 million square feet of building space. The plan, to guide campus growth in coming decades, includes housing for as many as 5,000 students and a recreation and wellness center.
- Unlimited bus and light rail service throughout Sacramento is free for University students. Students may attend all home athletic events for free and attend other campus events for free or at a discount. More than half the students join one of the more than 250 student organizations, which include 35 fraternities and sororities.

Quick Facts

Founded	1947
Location	Sacramento, Calif.
Campus Size	300 acres
Student Body Breakdown	
Student to Faculty Ratio	20:1
Enrollment	28,829
Men	11,805
Women	17,024
Undergraduate	23,724
Graduate	5,105
Full-Time Faculty	812
Part-Time Faculty	840
Degree Programs	
Undergraduate	60
Graduate	40
Campus Phone Numbers	
Admissions	278-3901
Campus Operator	278-6011
Housing	278-6655
Internet Address	www.csu.edu





- Sacramento State offers 60 undergraduate and 40 graduate degrees in eight Colleges. Teacher education is the largest academic program, followed by business, criminal justice, communication studies, psychology and computer science. The student-to-faculty ratio is 20 to 1; more than 70 percent of classes have fewer than 30 students.
- Attracting students from all over the world, the criminal justice program is one of the largest in the United States.
- One in 26 residents of the six-county Sacramento Region is a Sacramento State graduate. The University directly and indirectly contributes more than \$900 million to the region's economy annually.
- Almost 700 new school teachers graduate from Sacramento State each year.
- Seventy-eight percent of students say that Sacramento State was their first or only choice.
- Sacramento State was the site of the 2003, 2005, 2006 and 2007 NCAA Div. I Track & Field Championships, and the Sacramento State Aquatic Center was the site of the 1997, 1999, 2004, 2005 and 2008 NCAA Women's Rowing Championships. In addition, Sacramento State was host of the 2007 NCAA Div. I Women's Volleyball Final Four at Arco Arena.
- Sacramento State hosted the most successful U.S. Olympic Track and Field Trials ever in 2000, and hosted the event again in 2004.
- Famous Sacramento State alumni include actor Tom Hanks, Grammy award winner Bobby McFerrin, former co-host of *Good Morning America* Joan Lunden, former host of the *Early Show*, Rene Syler, stand-up comedian Brian Posehn, actor Carlos Alazraqui, film director Joe Carnahan, Stockton mayor Edward Chavez, famous economist and author Richard J. Maybury, former *KTLA Morning News* Giselle Fernández and founding member of the Village People David Hodo.
- Famous Sacramento State athletics alumni include retired nine-year NFL offensive lineman and two-time Super Bowl winner John Gese, Oakland Raiders offensive coordinator Greg Knapp, 10-year NFL fullback Daimon Shelton, eight-year New England Patriots long snapper and three-time Super Bowl winner Lonie Paxton, former 12-year NFL defensive back Lorenzo Lynch, CFL Hamilton Tiger-Cats offensive lineman Marko Cavka, CFL Edmonton Eskimos quarterback Ricky Ray, CFL Winnipeg Blue Bombers running back Charles Roberts, longtime Arena Football League quarterback Aaron Garcia and AFL wide receiver Fred Otis Amey.



Partnering With Athletics For Excellence

When the Sacramento State student body overwhelmingly passed a referendum in the spring of 1995, it began a partnership between the Hornet Athletics Department and Associated Students, Inc. That vote by the students helps fund the athletics department and has been a key factor in the recent success.

ASI is a student-run, non-profit corporation that represents the student body in the governance of the University. One of ASI's goals is to facilitate student participation in a full range of campus life and learning outside the classroom. Guided by this goal, ASI supports intercollegiate, recreational, and intramural sports, which is not only an important part of campus life, but an arena in which leadership skills are developed.

ASI also operates the Green Sting student organization, the Sacramento State Aquatic Center (which is home to the Hornet rowing team), the Challenge Center, Peak Adventures and numerous other student organizations.

A black and white photograph of the Tower Bridge in Sacramento, California. The bridge's two massive towers are prominent, with their intricate steel lattice structures. In the background, the city's skyline is visible, featuring several modern high-rise buildings. The sky is clear, and the overall scene is captured from a low angle, emphasizing the height of the bridge.

TOWER BRIDGE

DOWNTOWN SACRAMENTO SKYLINE

CITY OF SACRAMENTO

- Sacramento is part of a Capital Region with nearly 2 million people in the heart of Northern California, one of the country's most beautiful areas. Within easy driving distance are San Francisco, the Napa and Sonoma valleys, the historic gold country and the Lake Tahoe region's ski slopes.
- Sacramento is notably diverse racially, ethnically, and by household income, and has a notable lack of inter-racial disharmony. In 2002, *Time* magazine and the Civil Rights Project of Harvard University identified Sacramento as the most racially/ethnically integrated major city in America.
- Sacramento is one of the most affordable big cities in California.
- Sacramento is home to the NBA's Sacramento Kings, Sacramento River Cats (the Oakland A's Triple-A affiliate) and the WNBA's Sacramento Monarchs.
- Sacramento hosts the world's largest traditional jazz festival each Memorial Day weekend. It has also become a tourist center with attractions including the State Capitol building, North America's largest railroad museum, the Old Sacramento historic area, the California State History Museum and the Crocker Art Museum.
- Founded in 1849, Sacramento is the cultural, education, business and governmental center of a four-county metropolitan region.

A black and white photograph of the California State Capitol Building in Sacramento. The building is a grand neoclassical structure with a prominent dome and a portico supported by tall columns. The dome is topped with a statue. The building is surrounded by trees and a clear sky.

CALIFORNIA STATE CAPITOL BUILDING

A black and white action shot of a baseball player, Dan Meyer, in a white uniform with the number 40. He is captured in a dynamic pose, leaning forward with his arms outstretched, ready to catch a ball. The background is a blurred stadium filled with spectators.

DAN MEYER, Sacramento River Cats

A black and white action shot of a basketball player, Kevin Martin, in a white Sacramento Kings uniform with the number 23. He is shown in mid-air, performing a jump shot or layup, with his hands on the basketball. The background is a blurred arena with a crowd of fans.

KEVIN MARTIN, Sacramento Kings



VOLLEYBALL 11 Straight Big Sky Championships



WOMEN'S TENNIS Seven Straight Big Sky Championships




CYRUS MULITALO
2007 All-American

ATHLETICS EXCELLENCE

Back-To-Back Years With 8 Conference Titles
Big Sky Conference Women's All-Sports Champions



WOMEN'S INDOOR TRACK 2008 Big Sky Champions



SOFTBALL 2008 Pacific Coast Softball Conference Champions



MEN'S INDOOR TRACK Two Straight Big Sky Championships



WOMEN'S SOCCER 2007 Big Sky Champions



MEN'S TENNIS Two Straight Big Sky Championships



WOMEN'S OUTDOOR TRACK 2008 Big Sky Champions

ALEXANDER GONZALEZ

UNIVERSITY PRESIDENT

Dr. Alexander Gonzalez is the 11th president of California State University, Sacramento – the capital city's only comprehensive university and one of the largest campuses in the California State University system.

Dr. Gonzalez was appointed President of Sacramento State in 2003, bringing new energy and a focused vision to the University. He is overseeing an initiative known as Destination 2010, which is designed to make Sacramento State a premier metropolitan university and a destination campus for the West. Among the priorities are enhancing academic programs and student services; new academic buildings; new on- and near-campus student housing; a faculty and staff village near campus; and a new Recreation and Wellness Center.

Before coming to Sacramento, Dr. Gonzalez served from 1997 to 2003 as President of Cal State San Marcos. At San Marcos, he oversaw a period of rapid growth as well as many successful fundraising campaigns. He also spent 18 years at Fresno State, starting as a faculty member in the Psychology Department, which he later chaired. From 1991 to 1997, he served as the university's Provost and Vice President for Academic Affairs.

Dr. Gonzalez is a member of the Board of Trustees at Pomona College. He also serves on the Sutter Health Board of Directors and the Board of Directors for Valley Vision.

Dr. Gonzalez previously served on President Bush's Advisory Commission on Educational Excellence for Hispanic Americans. His service on a number of

other boards and commissions includes six years as a Commissioner for the Western Association of Schools and Colleges, the agency that accredits higher education institutions in the western United States.

He also served as Chair of the Governing Board of the Hispanic Association of Colleges and Universities. His service to the CSU system includes serving on a work group that reviewed and recommended action on remedial education, and, more recently, as a member of a committee of presidents considering policy on enrollment management, the CSU's Technology Steering Committee, and the Institute for Teaching and Learning.

Dr. Gonzalez holds a doctorate and master's degree in Psychology from UC Santa Cruz. He received his bachelor's degree in history from Pomona College, where he graduated with honors and was elected to Phi Beta Kappa. He spent a year at Stanford University as a postdoctoral fellow of the Ford Foundation and the National Research Council conducting research on the psychology of time. He also attended Harvard Law School.

Dr. Gonzalez and his wife Gloria have been married for more than 35 years. They are the parents of two adult sons.



TERRY WANLESS

ATHLETICS DIRECTOR

Dr. Terry Wanless' six-year tenure as Sacramento State's Director of Athletics has seen growth unparalleled in the school's 17-year Division I history. His vision of broad success in the department came to fruition over the last two years where the Hornets have claimed an unprecedented eight conference championships during both the 2006-07 and 2007-08 academic years. That included a landslide victory in the race for the Big Sky Conference Women's All-Sports Trophy in 2007-08.

In fact, of the 330 Div. I athletics programs, SI.com ranked Sacramento State as the 36th best athletics program during the 2007-08 academic year.

Wanless has also overseen significant facility enhancement to the athletic facilities. The biggest change came during the spring of 2008 with the opening of the Broad Fieldhouse. The building will serve as the home to the Hornet football and track and field programs as well as athletic training and strength and conditioning.

The Eli and Edythe Broad Fieldhouse is the first step of an elaborate plan that began with the passing of a referendum by the Sacramento State student body. That vote will also lead to the creation of a recreation and wellness center which will benefit the entire student body.

Wanless has been a visible member of the Sacramento State athletics family, constantly representing the University and department at public outings and speaking engagements. His commitment to the student-athlete has also been clear as both he and his wife, Joanne, attend the majority of Hornet home athletic events and support several teams on the road.

His leadership and academic support have been evident to the student-athletes in other ways as well. The department's Life Skills Program has seen rapid growth, significantly increasing the number of summer and fifth-year scholarships available to Hornet student-athletes. The Life Skills program has also launched the program's first computer lab and offers Hornet student-athletes tutoring as well as academic counseling.

Over the last six years, Sacramento State student-athletes have posted over 1,700 term GPAs of 3.0 or above. Additionally, over 400 Hornets have earned conference all-academic honors during that same time period.

His efforts in restoring the department's booster club structure as well as aggressively improving the University's collegiate licensing program, while not readily visible, are projects that will surely enhance the program's financial footing in years to come.

Athletically, the Hornets have also seen continued growth and success on the field of play. During his six years at Sacramento State, 20 teams and 48 individuals have advanced to NCAA postseason competition.

Wanless' efforts to put the Hornets on the map have been instrumental in helping make Sacramento State the unofficial "home of NCAA Championships". Last year, the Hornets were tabbed to serve as the host institution for 2007 Div. I Volleyball Championships as well as the 2008 Div. I Women's Golf West Regional.

During Wanless' six years of leadership, Sacramento State has now served as host to seven NCAA championships (four track, two rowing, one volleyball) as well as the 2004 U.S. Olympic Track and Field Trials.

Prior to Sacramento State, Wanless served as athletics director at the University of North Dakota from 1990-1999, guiding the program to one of its most successful decades in school history. During that time, North Dakota enjoyed strong competitive success, winning four NCAA national championships and 36 conference titles. Additionally, 25 other teams finished second in their respective conference standings.

Before his position at North Dakota, Wanless was director of intercollegiate athletics at Western Carolina for four years and held a variety of positions, including director of intercollegiate athletics, at Towson University in Maryland.

Wanless earned a bachelor's degree in physical education from Black Hills State, a master's degree in physical education from Northern Illinois and a doctorate in athletics administration from Temple. He and his wife, Joanne, are the parents of two children. Their daughter, Heather, and her husband, Chad Collins, reside in Lexington, Ky., with their daughter Hadley and son Jack. Their son Troy, and his wife, Jesi, live in Minneapolis with their daughter Elli.



ACADEMIC & COMPLIANCE

The Student-Athlete Resource Center

The Student-Athlete Resource Center offers academic advising, tutoring and mentoring, NCAA rules education and compliance, athletic financial services support, and life skills programming for all student-athletes of Sacramento State's Division I Intercollegiate Athletics program.

The S.A.R.C.'s services and programming are provided in an assortment of ways including individual advising, orientations, group and team meetings, coaches' compliance and rules education sessions, freshmen seminar classes, and a variety of student development and academic workshops. S.A.R.C. Director Paul Edwards and Academic Athletic Services Coordinator Laurie Dahlberg serve as the primary advisors to the student-athletes.

Under the direction of Life Skills and Student-Athlete Development Coordinator Mark McGushin, the Student-Athlete Academic & Life Skills Lab is available to student-athletes as a study area and to meet with tutors.

Additionally, McGushin coordinates the mentoring program which addresses student-athletes experiencing academic difficulties. The S.A.R.C. also provides additional services, guest speak-

ers and work shops related to finding information on campus, in the community and NCAA resources in a variety of areas related to student life, welfare and career opportunities.

Athletic Compliance and Financial Services Director Katherine Zedonis and Compliance Coordinator Tina Westerhold are responsible for the administration of NCAA eligibility rules education and compliance for all intercollegiate teams, including issues related to athletic financial aid of student-athletes. The Athletic Compliance Office is responsible for developing, monitoring and enforcing a compliance program that ensures the integrity of the institution within the guidelines of the NCAA, Big Sky Conference and the University.

Admission Counselor/NCAA Initial Eligibility Coordinator Josh Collins services Sacramento State student-athletes with admission processing responsibilities and monitoring of NCAA initial-eligibility requirements. Collins works closely with both new transfer and incoming freshmen student-athletes. He is the main contact at Sacramento State for student-athletes working with NCAA Eligibility Center procedures.



Paul Edwards



Laurie Dahlberg



Mark McGushin



Katherine Zedonis



Tina Westerhold



Josh Collins

ATHLETIC TRAINING



Steve DeHart



Heather Farwig



Joe Ramos

The goal of the athletic training staff is to provide all Sacramento State student-athletes with high quality health care. Headed by full-time certified athletic trainers, the Hornets' athletic training facility provides state-of-the-art support and the services of highly trained sports medicine and health care professionals.

Should an injury occur, student-athletes are seen immediately by their sport's specific athletic trainer, and are referred, when necessary, to the appropriate medical provider or facility.

Sacramento State boasts three athletic training facilities (two located in the physical education complex and one at the Broad Fieldhouse). All athletic training facilities are equipped with the finest therapeutic modalities and rehabilitative apparatus.

A staff of three team physicians (Dr. Alan Hirahara, Dr. Ronald Sockolov, Dr. Harold Strauch) and a skillful and talented athletic training staff tend to the medical and rehabilitative needs of each and every student-athlete. Also assisting in the health of the student-athletes is a Kaiser physician, two dentists, a physical therapist and a chiropractor.

Sacramento State's athletic training staff consists of three full-time certified athletic trainers, three graduate assistants and more than 15 athletic training students preparing for a career in sports medicine.



Sacramento State Medical Personnel

Kyle Yamashiro
Physical Therapist
7281 Lone Pine Dr.
Office D104
P.O. Box 955
Rancho Murieta,
CA 95683
(916) 362-7962

Dr. Alan Hirahara
Orthopedic Surgeon
2801 K Street, Suite 330
Sacramento, CA 95817
(916) 733-5049

Dr. Ronald Sockolov
Family Practice
1 Scripps Drive, #202
Sacramento, CA 95825
(916) 927-1114

Dr. Boris Ellyason
Kaiser Permanente
Orthopedic Surgeon
1600 Eureka Road
Roseville, CA 95661
(916) 784-5283

Dr. Harold Strauch
Orthopedic Surgeon
2801 K Street #330
Sacramento, CA 95817
(916) 733-5049

Dr. Randy Davey
Team Dentist
6246 Fair Oaks Blvd.
Carmichael, CA 95608
(916) 972-8851

Dr. Greg Heise
Oral Surgeon
2525 K Street #101
Sacramento, CA 95816
(916) 442-1882

HEAD COACHES



Mike Connors
Women's Rowing
7th Season



Randy Dedini
Women's Soccer
2nd Season



Dima Hrynashka
Women's Tennis
3rd Season



Kim Hughes
Gymnastics
29th Season



Brian Katz
Men's Basketball
1st Season



Slava Konikov
Men's Tennis
4th Season



Mike Linenberger
Men's Soccer
20th Season



Dan Muscatell
Women's Basketball
6th Season



Kathleen Raske
CC/T&F
6th Season



John Smith
Baseball
31st Season



Marshall Sperbeck
Football
2nd Season



Kathy Strahan
Softball
17th Season



David Sutherland
Golf
2nd Season



Ruben Volta
Volleyball
1st Season

SUPPORT STAFF



Nat Bailey
Equipment Manager



Martinique Baker
Administrative
Assistant



Brian Berger
Media Relations
Director



Ryan Bjork
Assistant Media
Relations Director



Toni Brown
Singer Athletic
Foundation



Rebekah Capel
Travel Coordinator



Patrick Davis
Facilities/Operations
Assistant



Veronica Espindola
Athletic Equipment
Attendant



J.D. Fox
Assistant Media
Relations Director



Brian Hensley
Promotions



Laurel Hargrove
Athletic Equipment
Attendant



Steve Iwasa
Equipment Manager



Mark Livingston
Associate Athletics
Director



Bill Macriss
Deputy Athletics
Director



Carter Mattice
Athletic Equipment
Attendant



Lois Mattice
Associate Athletics
Director



Matt McDougall
Facilities/Operations
Assistant



Adam Primas
Marketing Director



Dave Raske
Faculty Athletics
Representative



Scott Salwasser
Strength/Conditioning



T-Anté Sims
Director of
Ticket Operations



Steve Tebbs
Facilities/Operations
Director



Gary Uribe
Strength/Conditioning
Director



Rose Welch
Business Manager