



# HORNET SCHEDULE

Date	Opponent	Time
Nov. 10	BETHANY&	7:35 p.m.
Nov. 12	at New Mexico	Noon
Nov. 14	SAN FRANCISCO	7:05 p.m.
Nov. 17	at Denver	6:05 p.m.
Nov. 19	at Washington	7:05 p.m.
Nov. 22	WILLIAM JESSUP	7:05 p.m.
Nov. 25	UC DAVIS	7:05 p.m.
Nov. 29	at Illinois State	5:05 p.m.
Dec. 2	at Louisville	10:05 a.m.
Dec. 6	PACIFIC	7:05 p.m.
Dec. 9	at Long Beach State	7:05 p.m.
Dec. 16	at Boise State	6:05 p.m.
Dec. 28	at Northern Arizona*	5:35 p.m.
Dec. 30	at Northern Colorado*	6:05 p.m.
Jan. 4	MONTANA*&	7:35 p.m.
Jan. 6	IDAHO STATE*&	7:35 p.m.
Jan. 11	at Weber State*	6:05 p.m.
Jan. 13	NORTHERN ARIZONA*	7:05 p.m.
Jan. 16	at Cal Poly	7:05 p.m.
Jan. 25	EASTERN WASH.*	7:05 p.m.
Jan. 26	PORTLAND STATE*	7:05 p.m.
Jan. 31	NORTHERN COLORADO*	7:05 p.m.
Feb. 3	at Idaho State*	6:05 p.m.
Feb. 7	at Montana*	6:05 p.m.
Feb. 8	at Montana State*	6:05 p.m.
Feb. 14	MONTANA STATE*	7:05 p.m.
Feb. 22	at Portland State*	7:05 p.m.
Feb. 24	at Eastern Wash.*	7:05 p.m.
Feb. 26	WEBER STATE*	7:05 p.m.
Mar. 3	Big Sky Tourney Quarters	TBA
Mar. 6	Big Sky Tourney Semis	TBA
Mar. 7	Big Sky Tourney Champs.	TBA
Mar. 15-18	NCAA Tourney 1st/2nd Rounds	TBA


All Times Pacific  
 ALL CAPS and BOLD indicate home games  
 All home games played at the Hornets Nest on the Sacramento State campus  
 & Doubleheader with the women's team  
 \* Big Sky Conference games




**ALEX BAUSLEY**  
SACRAMENTO STATE BASKETBALL



**HARON HARGRAVE**  
SACRAMENTO STATE BASKETBALL




**LOREN LEATH**  
SACRAMENTO STATE BASKETBALL



**DAVON ROBERTS**  
SACRAMENTO STATE BASKETBALL




**JUSTIN WILLIAMS**  
SACRAMENTO STATE BASKETBALL




**CLARK WOODS**  
SACRAMENTO STATE BASKETBALL

# SACRAMENTO STATE HORNETS



2006-07 MEN'S BASKETBALL MEDIA GUIDE


# HORNET BASKETBALL



**1**  
Curtis Harrison  
F/C • 6-8 • 210 • Jr.



**3**  
Haron Hargrave  
G • 5-11 • 170 • Sr.




**4**  
Randy Adams  
F • 6-8 • 220 • RS




**5**  
Clark Woods  
G • 6-4 • 180 • Sr.




**10**  
Donald Thomas  
G/F • 6-6 • 210 • So.



**11**  
Alonzo Young  
G • 6-4 • 175 • Fr.




**14**  
Roderick Adams  
G • 6-1 • 185 • Jr.




**15**  
Angel Alamo  
F/C • 6-9 • 225 • Jr.




**21**  
Kris Groce  
G • 5-10 • 150 • Jr.




**23**  
Loren Leath  
G • 6-2 • 180 • So.




**24**  
Justin Williams  
G/F • 6-6 • 200 • Jr.



**25**  
Jason Davis  
F • 6-5 • 190 • Jr.



**33**  
Alex Bausley  
F • 6-7 • 235 • Sr.



**35**  
Davon Roberts  
F • 6-6 • 205 • Jr.



Jerome Jenkins  
Head Coach



Jared Barrett  
Assistant Coach



David Grace  
Assistant Coach



Richard Reed  
Assistant Coach



Dwayne Canada  
Basketball Operations

Standing (L to R): Director of Basketball Operations Dwayne Canada, Assistant Coach Jared Barrett, Davon Roberts, Alex Bausley, Curtis Harrison, Head Coach Jerome Jenkins, Angel Alamo, Randy Adams, Jason Davis, Assistant Coach David Grace, Assistant Coach Richard Reed. Sitting (L to R): Justin Williams, Roderick Adams, Kris Groce, Clark Woods, Loren Leath, Haron Hargrave, Alonzo Young, Donald Thomas





## TABLE OF CONTENTS

### General Information

Name	Sacramento State
Location	Sacramento, Calif.
Founded	1947
Enrollment	28,000
Nickname	Hornets
Colors	Green & Gold
Affiliation	NCAA Division I
Conference	Big Sky
Years in Conference	11th
President	Dr. Alexander Gonzalez
Years at Sacramento State	4th
Athletics Director	Dr. Terry Wanless
Years at Sacramento State	5th
Faculty Athletic Rep.	Dr. David Raske
Athletics Phone	(916) 278-6481
Ticket Office Phone	(916) 278-2222

### Basketball Information

Arena (Capacity)	Hornets Nest (1,200)
Press Row Phone	(916) 278-7531
Head Coach	Jerome Jenkins
Alma Mater, Year	Regis, '90
Record at SAC	66-104 (7th yr.)
Overall Record	Same
Office Phone	(916) 278-5345
Assistant Coach	Jared Barrett
Alma Mater (Yr.)	Eastern Oregon, '98
Office Phone	(916) 278-5140
Assistant Coach	David Grace
Alma Mater (Yr.)	Park University, '03
Office Phone	(916) 278-6133
Assistant Coach	Richard Reed
Alma Mater (Yr.)	La Verne, '99
Office Phone	(916) 278-6780
Basketball Operations	Dwayne Canada
Volunteer Assistant	James Payne

### Team Information

2005-06 Overall Record	15-15
2005-06 Big Sky Record	5-9 (T-5th)
Big Sky Postseason	Semifinals
Letterwinners Returning/Lost	7/6
Starters Returning/Lost	3/2
Returning Redshirts	1
Newcomers	6

### Media Relations

Assistant (MBB Contact)	Ryan Bjork
Office Phone	(916) 278-6896
Cell Phone	(916) 284-8079
E-Mail	rbjork@csus.edu
Director	Brian Berger
Office Phone	(916) 278-4313
E-mail	bwberger@csus.edu
Assistant	Andria Wenzel
Office Phone	(916) 278-6896
E-mail	awenzel@csus.edu
Office Fax	(916) 278-5429
Website	www.hornetsports.com

### MISCELLANEOUS

- 2 Media Information
- 2 2006-07 Schedule
- 3 2006-07 Roster
- 3 2006-07 Roster Breakdown
- 3 Pronunciation Guide
- 4 Season Outlook

### COACHING STAFF

- 8 Jerome Jenkins
- 10 Jared Barrett
- 10 David Grace
- 11 Richard Reed
- 11 Dwayne Canada

### THE PLAYERS

- 12 Randy Adams
- 14 Alex Bausley
- 16 Haron Hargrave
- 18 Loren Leath
- 20 Davon Roberts
- 22 Justin Williams
- 24 Clark Woods
- 26 Roderick Adams
- 26 Angel Alamo
- 26 Jason Davis
- 27 Kris Groce
- 27 Curtis Harrison
- 27 Donald Thomas
- 27 Alonzo Young
- 28 Hornet Notebook

### OPPONENTS

- 30 Opponents Section
- 32 Series Records
- 33 Road Headquarters
- 33 Travel Itinerary
- 34 Big Sky Conference

### YEAR IN REVIEW

- 36 Season Results
- 37 Final Statistics
- 38 Team Game-By-Game
- 38 Team/Opponent Highs
- 39 Individual Game-By-Game
- 39 Individual Superlatives
- 40 Season Box Scores
- 46 Big Sky Team Statistics
- 47 Big Sky Individual Statistics
- 47 Big Sky Standings
- 48 Big Sky Honors


### HORNET HISTORY

- 50 All-Time Career Records
- 51 All-Time Season Records
- 52 Div. I Career Records
- 53 Div. I Season Records
- 54 All-Time Game Records
- 55 Div. I Game Records
- 56 Yearly Team Statistics
- 56 Team Season Records
- 57 Div. I Conference Honors

- 57 Conference History
- 58 Hornets in the Pros
- 59 All-Time Roster
- 60 Coaching History
- 61 Div. I Jersey Numbers
- 62 Yearly Individual Leaders
- 63 Year-By-Year Results

### YEAR IN REVIEW

- 70 Spanos Sports Complex
- 71 President Gonzalez
- 71 A.D. Terry Wanless
- 72 This is Sacramento State
- 74 Hornet Head Coaches
- 74 Athletic Training
- 74 Medical Personnel
- 75 Academic Support
- 75 Compliance Support
- 75 All-Academic Honors
- 76 Support Staff
- 76 Athletics Directory



### MEDIA GUIDE CREDITS

The 2006-07 Sacramento State men's basketball media guide was written, designed and edited by Ryan Bjork. Media guide covers also designed by Bjork. Assistance in editing provided by Brian Berger, Andria Wenzel and Steve Tebbs. Photographs not credited provided by Bob Solorio, Sam Parsons, Bruce Clarke and Sacramento State sports information files. Cover photo taken by Parsons. Aerial photo on inside front cover and pg. 69 taken by Clarke. Sacramento information from Chamber of Commerce sources. Printing was provided by Dome Printing of Sacramento, Calif.

**On the cover:** From left to right – senior forward Alex Bausley, sophomore guard Loren Leath and senior guard Clark Woods.



## Media Information

### SACRAMENTO STATE MEDIA RELATIONS

MBB Contact: Ryan Bjork (916) 278-6896  
 Director: Brian Berger (916) 278-4313  
 Assistant: Andria Wenzel (916) 278-6896  
 Media Relations Fax (916) 278-5429  
 Hornets Nest Press Row (916) 278-7531

**HORNETSPTS.COM** - All press releases, stats and rosters are available at [www.hornetsports.com](http://www.hornetsports.com).

**CREDENTIALS** - All credential requests must be made to the Sacramento State Media Relations office at least 24 hours before the start of the event. Press row is designed for working media only and accommodations will be made on a priority basis. Credentials can be picked up at will call.

**INTERVIEWS** - All player interviews outside of post-game or practice situations must be cleared through Hornet media relations. Following games, Coach Jenkins and selected players will be made available for interviews outside of the locker room.

**RADIO TELEPHONE LINES** - Two courtesy phone lines can be provided to a visiting team's primary radio station broadcasting games from the Hornets Nest. All calls must be made collect or billed to a credit card.

**DIRECTIONS TO THE HORNETS NEST** - From Highway 50 East, take the "Power Inn Road/Howe Avenue" exit. From that two-lane offramp, there is an exit for "Cal State Sacramento." That ramp leads you directly to a light at a "T" intersection (College Town Road). Go left at the light. Come to a stop light, go through the stop light and follow the road to the north side of campus. At the third stop sign, turn right into parking Lot 1. The Hornets Nest is located at the south side of Yosemite Hall which is adjacent to Lot 1. To reach the parking lot from the J Street entrance, make the first available right and then turn left at the stop sign which will take you into Lot 1.

### KSAC 1240-AM

#### Sacramento State begins first year of partnership with KSAC 1240-AM

The Hornet athletics department begins its first year of partnership with KSAC 1240-AM, broadcasting Sacramento State men's basketball and football games for the 2006-07 academic year.

In addition to covering all 11 of the Hornets' regular-season football games live this year, KSAC will also broadcast nearly every men's basketball game.

Steve McElroy returns for his 10th season as the radio voice of the Hornets. McElroy, who also serves as the color commentator for Sacramento State football, is scheduled to call every basketball game this season.

McElroy is the director of broadcast services for Sacramento State. In his role for the University, he is responsible for developing the radio contracts and helping generate sponsorships. Steve and his wife, Julie, have two sons (Trenton, 6, and Jason, 4).

Jason Ross is also scheduled to join McElroy for selected games this season. Ross, who handles the play-by-play for Hornet football, will serve as the color man for selected basketball games. Ross also serves as the sports director at Sports 1140 KHTK. He and his wife, Alva, have a son, Jackson (4).



### 2006-07 Schedule

Nov. 10	BETHANY&	7:35 p.m.
Nov. 12	at New Mexico	Noon
Nov. 14	SAN FRANCISCO	7:05 p.m.
Nov. 17	at Denver	6:05 p.m.
Nov. 19	at Washington	2:05 p.m.
Nov. 22	WILLIAM JESSUP	7:05 p.m.
Nov. 25	UC DAVIS	7:05 p.m.
Nov. 29	at Illinois State	5:05 p.m.
Dec. 2	at Louisville	10:05 a.m.
Dec. 6	PACIFIC	7:05 p.m.
Dec. 9	at Long Beach State	7:05 p.m.
Dec. 16	at Boise State	6:05 p.m.
Dec. 28	at Northern Arizona*	5:35 p.m.
Dec. 30	at Northern Colorado*	6:05 p.m.
Jan. 4	MONTANA*&	7:35 p.m.
Jan. 6	IDAHO STATE*&	7:35 p.m.
Jan. 11	at Weber State*	6:05 p.m.
Jan. 13	NORTHERN ARIZONA*	7:05 p.m.
Jan. 16	at Cal Poly	7:05 p.m.
Jan. 25	EASTERN WASHINGTON*	7:05 p.m.
Jan. 26	PORTLAND STATE*	7:05 p.m.
Jan. 31	NORTHERN COLORADO*	7:05 p.m.
Feb. 3	at Idaho State*	6:05 p.m.
Feb. 7	at Montana*	6:05 p.m.
Feb. 8	at Montana State*	6:05 p.m.
Feb. 14	MONTANA STATE*	7:05 p.m.
Feb. 22	at Portland State*	7:05 p.m.
Feb. 24	at Eastern Washington*	7:05 p.m.
Feb. 26	WEBER STATE*	7:05 p.m.
Mar. 3	Big Sky Tournament Quarters	TBA
Mar. 6	Big Sky Tournament Semis	TBA
Mar. 7	Big Sky Tournament Champs.	TBA
M. 15-18	NCAA Tourney 1st/2nd Rounds	TBA

All Times Pacific

ALL CAPS and BOLD indicate home games

All home games played at the Hornets Nest on the Sacramento State campus

& Doubleheader with the Sacramento State women's basketball team

\* Big Sky Conference games

## Sacramento State Media Coverage

### Sacramento Bee

Bill Bradley, Sports Editor  
 John Schumacher, Beat  
 2100 Q Street  
 Sacramento, CA 95814  
 (916) 441-4100  
 FAX (916) 326-5503

### Neighbors (Sacramento Bee)

Bill Paterson, Sports Editor  
 2100 Q Street  
 Sacramento, CA 95814  
 (916) 441-4100  
 FAX (916) 326-5503

### Associated Press (Sacramento)

925 L Street #320  
 Sacramento, CA 95814  
 (916) 448-9555  
 FAX (916) 446-2756

### State Hornet

Armando Botello II, Sports Editor  
 Sacramento State  
 Sacramento, CA 95819-6102  
 (916) 278-7248  
 FAX (916) 278-5578

### Roseville Press Tribune

Tim Menicutch, Sports Editor  
 188 Cirby Way  
 Roseville, CA 95678  
 (916) 786-6500  
 FAX (916) 783-1183

### Associated Press (San Francisco)

Greg Beacham, Sports  
 303 2nd Street, Suite 680 North  
 San Francisco, CA 94107  
 (415) 495-1708  
 FAX (415) 495-4967

### KCRA Channel 3 (NBC)

Del Rodgers, Danny Pommells  
 3 Television Circle  
 Sacramento, CA 95825  
 (916) 325-3765 or 3753  
 FAX (916) 441-4050

### KXTV Channel 10 (ABC)

Bryan May, Ryan Yamamoto  
 400 Broadway  
 Sacramento, CA 95818  
 (916) 321-3373  
 FAX (916) 447-6107

### KOVR Channel 13 (CBS)

Arran Anderson, Keith Norton  
 2713 KOVR Drive  
 W. Sacramento, CA 95605  
 (916) 374-1336  
 FAX (916) 374-1304

### KUVS Channel 19 (Univision)

Enrique Gonzalez  
 1710 Arden Way  
 Sacramento, CA 95815  
 (916) 614-1974  
 FAX (916) 614-1906

### KMAX Channel 31 (UPN)

2713 KOVR Drive  
 W. Sacramento, CA 95605  
 (916) 374-1301  
 FAX (916) 374-1304

### KTXL Channel 40 (FOX)

Jim Crandell, Mark Demsky  
 4655 Fruitridge Road  
 Sacramento, CA 95820  
 (916) 454-4548  
 FAX (916) 739-0559

### KTKZ Radio (1380 AM)

Michael Reichert, G.M.  
 1425 River Park Drive, Ste. 520  
 Sacramento, CA 95815  
 (916) 924-9422  
 FAX (916) 924-1587

### Sports 1140 KHTK (1140 AM)

Jason Ross, Sports Director  
 5244 Madison Ave.  
 Sacramento, CA 95841  
 (916) 338-9200  
 FAX (916) 338-9159

### KFBK Radio (1530 AM)

Pat Walsh, Sports Director  
 1440 Ethan Way  
 Sacramento, CA 95825  
 (916) 924-3901  
 FAX (916) 921-5555



## 2006-07 Roster

### Roster Breakdown

#### By Position

##### Guards (6)

Roderick Adams, Kris Groce, Haron Hargrave, Loren Leath, Clark Woods, Alonzo Young

##### Guards/Forwards (2)

Donald Thomas, Justin Williams

##### Forwards (4)

Randy Adams, Alex Bausley, Jason Davis, Davon Roberts

##### Forward/Centers (2)

Angel Alamo, Curtis Harrison

#### By Class

##### Seniors (3)

Alex Bausley, Haron Hargrave, Clark Woods

##### Juniors (7)

Roderick Adams, Angel Alamo, Jason Davis, Kris Groce, Curtis Harrison, Davon Roberts, Justin Williams

##### Sophomores (2)

Loren Leath, Donald Thomas

##### Freshmen (1)

Alonzo Young

##### Redshirts (1)

Randy Adams

#### By Height

5-10 (1) – Kris Groce

5-11 (1) – Haron Hargrave

6-1 (1) – Roderick Adams

6-2 (1) – Loren Leath

6-4 (2) – Clark Woods, Alonzo Young

6-5 (1) – Jason Davis

6-6 (3) – Davon Roberts, Donald Thomas, Justin Williams

6-7 (1) – Alex Bausley

6-8 (2) – Randy Adams, Curtis Harrison

6-9 (1) – Angel Alamo

#### Pronunciations

Angel Alamo – AIN-jill

Jared Barrett – BARE-it

Alex Bausley – BOZ-lee

Kris Groce – GROSS

Haron Hargrave – Huh-RON HAR-grave

Davon Roberts – DAY-von

## Numerical Roster

No.	Name	Pos.	Ht.	Wt.	Cl.	Exp.	Hometown/Previous School
1	Curtis Harrison	F/C	6-8	210	Jr.	JC	Seaside, Calif./Monterey Peninsula JC
3	Haron Hargrave	G	5-11	170	Sr.	1V	Queens, N.Y./Chaffey JC
4	Randy Adams	F	6-8	220	RS	2V	Moreno Valley, Calif./Redemption Christian
5	Clark Woods	G	6-4	180	Sr.	1V	Lansing, Mich./Lansing JC
10	Donald Thomas	G/F	6-6	210	So.	JC	Garden Grove, Calif./Daytona Beach CC
11	Alonzo Young	G	6-4	175	Fr.	HS	Detroit, Mich./Communication & Media Arts HS
14	Roderick Adams	G	6-1	185	Jr.	HS	Dallas, Texas/Collin County CC
15	Angel Alamo	F/C	6-9	225	Jr.	JC	Brooklyn, N.Y./Riverside CC
21	Kris Groce	G	5-10	150	Jr.	TR	Pasco, Wash./University of Hawai'i
23	Loren Leath	G	6-2	180	So.	1V	Oakland, Calif./Los Angeles Valley JC
24	Justin Williams	G/F	6-6	200	Jr.	1V	Corona, Calif./Santa Ana JC
25	Jason Davis	F	6-5	190	Jr.	JC	Windsor, Conn./Allan Hancock JC
33	Alex Bausley	F	6-7	235	Sr.	3V	Los Angeles, Calif./Fairfax HS
35	Davon Roberts	F	6-6	205	Jr.	2V	Covina, Calif./Glendora HS

**Head Coach:** Jerome Jenkins (Seventh Season)

**Assistant Coaches:** Jared Barrett, David Grace, Richard Reed

**Director of Basketball Operations:** Dwayne Canada

**Volunteer Assistant:** James Payne

## Alphabetical Roster

No.	Name	Pos.	Ht.	Wt.	Cl.	Exp.	Hometown/Previous School
4	Randy Adams	F	6-8	220	RS	2V	Moreno Valley, Calif./Redemption Christian
14	Roderick Adams	G	6-1	185	Jr.	HS	Dallas, Texas/Collin County CC
15	Angel Alamo	F/C	6-9	225	Jr.	JC	Brooklyn, N.Y./Riverside CC
33	Alex Bausley	F	6-7	235	Sr.	3V	Los Angeles, Calif./Fairfax HS
25	Jason Davis	F	6-5	190	Jr.	JC	Windsor, Conn./Allan Hancock JC
21	Kris Groce	G	5-10	150	Jr.	TR	Pasco, Wash./University of Hawai'i
3	Haron Hargrave	G	5-11	170	Sr.	1V	Queens, N.Y./Chaffey JC
1	Curtis Harrison	F/C	6-8	210	Jr.	JC	Seaside, Calif./Monterey Peninsula JC
23	Loren Leath	G	6-2	180	So.	1V	Oakland, Calif./Los Angeles Valley JC
35	Davon Roberts	F	6-6	205	Jr.	2V	Covina, Calif./Glendora HS
10	Donald Thomas	G/F	6-6	210	So.	JC	Garden Grove, Calif./Daytona Beach CC
24	Justin Williams	G/F	6-6	200	Jr.	1V	Corona, Calif./Santa Ana JC
5	Clark Woods	G	6-4	180	Sr.	1V	Lansing, Mich./Lansing JC
11	Alonzo Young	G	6-4	175	Fr.	HS	Detroit, Mich./Communication & Media Arts HS



## 2006-07 Season Outlook

After posting the best overall record in its Div. I history (1991-pres.) and setting numerous program records last year, the Sacramento State men's basketball program enters the 2006-07 season with one goal in mind – winning its first-ever Big Sky Conference championship.

One of just three teams to reach the Big Sky Tournament each of the last four years, Sacramento State will enter the season with seven returners, including three starters, one returning redshirt and six newcomers. Despite more than 40 percent of the roster being taken up by new faces, head coach Jerome Jenkins feels there is no reason the Hornets can't contend for a league championship and subsequent automatic berth into the NCAA Tournament.

"Every year, we put a competitive team on the floor, and looking at the returners along with the guys we have brought into the program, I feel the progress of the program will continue to rise," Jenkins said. "If we can maintain our mental toughness, especially late in the season, we will have success this year."

After averaging just 4.1 wins per season from the team's first year of Div. I play until his arrival, Jenkins has guided the team to 11.0 wins per season during his six-year tenure, including a Div. I best 15-15 record last season. The Hornets' overall record has improved nearly every year under Jenkins (5-22 in 2000-01; 9-19 in 2001-02; 12-17 in 2002-03; 13-15 in 2003-04; 12-16 in 2004-05, and 15-15 last season).

In addition, Sacramento State's conference record improved during each of Jenkins' first five years at the helm until the team lost six games by five points or fewer last season and finished with a 5-9 mark. That was in sharp contrast to the 2004-05 season when the Hornets won each of their last four Big Sky games by three points or less.

"Championship teams win close games, and we didn't get it done last year," Jenkins said. "You've especially got to win the close games at home, and that was something we succeeded in doing in 2004-05. With the makeup of this team, I expect more close games to fall our way this year."

Leading this year's group of returners is senior forward **Alex Bausley**, who was a first team all-Big Sky selection after averaging 13.6 points, 5.2 rebounds and 2.1 steals per game. Named this year's team captain, Bausley ranked among the league's top 11 players in seven different statistical categories.

"Alex is an exceptional all-around basketball player and has a chance to become one of the best players in the Big Sky," Jenkins said. "Now, he needs to display the character and leadership that can lead this team to a conference championship."

Also back is sophomore shooting guard **Loren Leath**, who was an honorable mention all-Big Sky selection after averaging 11.6 points and 2.0 three-pointers per game while scoring in double figures 15 times. Leath's 314 points set the Div. I record for most points scored by a Sacramento State freshman.

"Loren is the type of player who will get better every year," Jenkins said. "He will be one of our top scorers this season, and has the green light to shoot every time he touches the ball."

Also returning are two players who combined to start 38 games last year in senior combo guard **Haron Hargrave** and senior shooting guard **Clark Woods**. Hargrave averaged 8.6 points per game and ranked fifth in the Big Sky with a .804 free-throw percentage. Woods, who had a pair of 20-point games during the season, finished 2005-06 averaging of 7.3 points and 2.4 rebounds per game.

The Hornets return six of their top eight scorers from last season, including junior swingman **Justin Williams** (4.1 ppg, 2.4 rpg, .527 field goal percentage) and junior forward **Davon Roberts** (2.7 ppg, 1.9 rpg, 40 of his 57 rebounds came on the offensive glass). Roberts ranked third on the team in offensive rebounds despite averaging 9.6 minutes per game. After appearing in 58 games (including 17 starts) during his first two years with the program, forward **Randy Adams** will redshirt this season.

Two big question marks for the Hornets will be at the point guard and center positions. Gone is DaShawn Freeman, who started the last four years at point guard and is the poster child for the turnaround of Sacramento State basketball. In addition, the Hornets lost three players (Chris Lange, Aaron Perry, Zane Beekman) who each saw time at center last season.


The loss of Freeman, who was drafted by the CBA's Butte Daredevils, stings deepest for the Hornets, as he was a mainstay in Sacramento State's lineup, finishing as the program and Big Sky all-time leader in steals with 283. In addition, Freeman set the Sacramento State program record with 501 assists, a mark which also ranks sixth best in Big Sky history. With Freeman running the point, the Hornets advanced to the Big Sky Tournament four-consecutive years after the team

failed to reach the postseason event during each of its first six years in the league prior to Freeman's arrival.

"We will never replace a player the caliber of DaShawn Freeman," Jenkins said. "However, I'm very confident in our current stable of point guards. We have four guys that can play the point, and collectively, I know they will keep this team moving in the right direction."

Those four players are Hargrave, junior **Kris Groce**, junior college transfer **Roderick Adams** and freshman **Alonzo Young**. The only player with game experience in a Sacramento State uniform is Hargrave. Groce redshirted last season after spending his first two years at the University of Hawai'i, and Adams spent his freshman year at Div. I Texas State before transferring to Collin County Community College in Plano, Texas, for his sophomore season. Young, who is one of seven players from outside of California on the Hornets' roster, is the lone freshman on this year's squad after playing four years at Detroit's Communication and Media Arts High School.

Jenkins beefed up his front line with a pair of junior college transfers (juniors **Angel Alamo** and **Curtis Harrison**). At 6-9, Alamo is the front runner to start at center according to Jenkins after he averaged 12.7 points and 6.6 rebounds per game last season for Riverside Community College. Harrison stands at 6-8 and is more of a





defensive stopper/shot blocker than a scorer.

One glaring problem the Hornets encountered all last season was rebounding. Sacramento State was outrebounded by nearly six boards a game last season, including a 49-16 deficit in the team's Big Sky Tournament semifinal loss to Northern Arizona. Notoriously an undersized, run-and-gun team, the Hornets will have to rectify the rebounding problem if the team wants to contend for a league championship.

"Everyone knows we can run, jump, shoot and dunk the basketball," Jenkins said. "Rebounding is big, and that is one aspect of the game we have really concentrated on this year. We recruited guys that have rebounding mentalities, and all five guys on the floor will make a conscious effort to crash the glass before we take off and run."

The Hornets will continue to employ their feisty, athletic-based defense to force as many turnovers as possible. Since Jenkins took over the program, Sacramento State has finished first in the conference in steals every year, including a league-high 9.83 steals per game last season. The Hornets' turnover margin (+5.47) was easily a league best as the team forced its opponents into 18.0 turnovers per game.

Sacramento State's offense put up more than 75 points per game (75.8) in 2005-06, which included a Div. I era record of three games with 100 points or more. The Hornets' running style of play will continue to be deployed by Jenkins, as the team's roster will, once again, rank as one of the most athletic in the Big Sky.

Armed with a roster that features 11 upperclassmen, Sacramento State will embark upon a schedule that is considered the toughest in school history by Jenkins. The Hornets will play three teams that qualified for last year's NCAA Tournament (Washington, Pacific and Montana) and a pair of teams that reached the NIT (Louisville and Northern Arizona). That list doesn't include road games at New Mexico and Boise State, as well. Sacramento State will play a total of 29 games, 16 of which will be on the road.

"The schedule gets tougher every season, and a lot of teams no longer want to play us at home," Jenkins said. "I compare our schedule to being a boxer - we have to step up in weight class and play tougher opposition. Despite the magnitude of some of our opponents, I feel we can compete with everyone."

## The Guards

The guard position is stacked with depth as eight players on this year's roster can play one of the two guard positions. Among the eight guards is an all-conference selection (Leath), a returning redshirt (Groce), three players with one year of experience in a Hornet uniform (Hargrave, Woods, Williams) and three newcomers (Roderick Adams, Young and sopho-

more **Donald Thomas**).

Groce and Adams are the only true point guards on the team, and Groce should receive the starting nod as the team's floor leader according to Jenkins. Both Hargrave and Young can play the point, but will also see time at shooting guard. Thomas and Williams can each play both the shooting guard and small forward positions.

Leath headlines the list of guards as he became the first Hornet freshman in six years to garner all-conference accolades last season. After missing the first three games of the season with an injury, the sharp shooter quickly became the Hornets' sixth man, scoring at least 20 points on six occasions. That included a team-high 20 points in the Big Sky Tournament semifinals against Northern Arizona.

"Loren can score in a variety of ways, and is the type of player that can change a game with his offense," Jenkins said. "He has worked hard to improve his defense, and we expect Loren's production to increase this year."

Woods, who was one of six Hornets to appear in all 30 games, started each of the final 17 games of the 2005-06 season as the team's shooting guard. His 37 three-pointers were the third-most on the team and he posted nine games with at least 12 points. Against Big Sky competition, Woods averaged 9.3 points on .464 (51-110) shooting from the field, including 38.5 percent (20-52) from beyond the arc.

"Clark came into the preseason much stronger than last year and I'm really excited about his progress," Jenkins said. "He is making a conscious effort to get to the basket this year, which should open up his jump shot even more."

Hargrave appeared in all 30 games, including 21 starts last season. He finished with averages of 8.6 points, 1.6 rebounds, 1.4 assists and 1.0 steals per game, and his 82 free throws made were the ninth-most in Hornet Div. I single-season history.

"Haron is a good shooter and is very quick off the dribble," Jenkins said. "He played very well for us at times last year, and he will have the green light to shoot the basketball."

Williams averaged 12.1 minutes through the first 15 games of the season, but his playing time increased, averaging 15.9 minutes over the last 14 contests. The Corona, Calif., native has the ability to electrify crowds with his athletic dunks, and most of his buckets came around the hoop as his 52.7 percent shooting from the field attests. Williams scored in double figures three times, including a season-high 12 points to go along with four rebounds, two blocked shots and one steal in the Hornets' Big Sky Tournament quarterfinal victory at Montana State.

"Justin provides energy on the floor with his intensity," Jenkins said. "We need him to be consistent with the things he does well - rebound, run the floor, defend, and make free throws. He

has all the little intangibles in his game that help us win."

Groce, who was consistently one of the best players in practice last year while taking a redshirt after transferring from Hawai'i, is a 5-10, 150-pound point guard from Pasco, Wash. Prior to playing sparingly at Hawai'i during his sophomore year (2004-05), Groce was a conference MVP at Columbia Basin College as a freshman after averaging 21.7 points, 7.2 assists and 1.4 steals per game.

"Kris is one of the smartest players I've coached, and he will be our floor general," Jenkins said. "He finds the open man, gets people involved, and makes his teammates look good. He also has an exceptional knack for scoring which makes him very good."



Loren  
**LEATH**



Roderick Adams, who is a 6-1, 185-pound point guard from Dallas, averaged 10.6 points, 4.6 rebounds, 3.8 assists and 1.5 steals per game for Collin County Community College last season. He averaged 3.5 trips to the free throw line per game and led the Cougars in free throws (90), free throws attempted (141) and assists (114).

"Rod is a very explosive basketball player and is clever off the dribble," Jenkins said. "He likes to get his teammates involved, and he is very good at penetrating and kicking to the open shooter."

Young is the only freshman on this year's team and comes with impressive high school credentials that include being named first team all-state last season at Communication and Media Arts High School. A 6-4, 175-pound guard who will play at both the point and shooting guard positions this season, Young led CMA to a Detroit Southwest Division championship last year while averaging 18.0 points, 7.0 rebounds, 5.0 assists and 2.0 steals per game.

"At 6-4, Alonzo has very good size and long arms," Jenkins said. "He is very good in the open floor, a great on-ball defender, he gets into the lane, and he will score his fair share of points."

Thomas, who is a 6-6, 210-pound swingman from Garden Grove, Calif., will play at the shooting guard and both forward positions according to Jenkins. Thomas will be a sophomore this year after transferring from Daytona Beach Community College where he helped the Falcons to a 25-5 record last season. Prior to Daytona Beach, Thomas played all five positions during his four years at Pacifica High School in Garden Grove.

"Donald gives us many options because he does a little bit of everything," Jenkins said. "He can dribble, shoot, pass, defend, and he is very smart on the floor."

### Forwards

Bausley headlines a group of forwards that include Roberts and Allan Hancock Junior College transfer **Jason Davis**. Alamo and Harrison will be used at both power forward and center, and Thomas and Williams can play both the guard and forward positions.

At his current pace, Bausley has the potential to cement himself as one of the top players in program history. The 6-7, 235-pound forward already ranks among the top 10 players in the program's Div. I history in 12 different categories, including fourth in steals (117), sixth in rebounding (395) and seventh in points (781).

Last year, he scored in double figures a team-best 21 times, and had three double-doubles while shooting 50.0 percent (156-312) from the field. His big games included a ca-

reer-high 28-point performance against both Nevada (who was ranked 22nd at the time) and Northern Arizona. He has never missed a game during his three years with the program.

"Every year, Alex improves his game," Jenkins said. "He poses huge matchup problems for other teams because he can play the shooting guard, small forward, power forward and center positions. We will have him all over the place this year doing a variety of things on the floor."

A 6-6, 205-pound forward, Roberts enters his third year with the program. One of the Hornets' best players on the offensive glass last season, the Covina, Calif., native appeared in all 30 games, shooting a team-high 55.9 percent (33-59) from the field. A good chunk of Roberts' points last season came on put-backs as 40 of his 57 rebounds were on the offensive end.

"Davin is the type of player who does all the dirty work for us," Jenkins said. "He grabs offensive and defensive rebounds, dives on the floor for a loose ball, takes charges and put the clamps on his man defensively."

Davis, who is a 6-5, 190-pound junior from Windsor, Conn., played last year at Allan Hancock Junior College after spending the 2004-05 season at Div. I Longwood University in Farmville, Va. At Allan Hancock, Davis was named first team all-state, first team all-conference and team MVP after averaging 17.3 points, 10.4 rebounds, 2.3 assists, 1.5 steals and 1.4 blocked shots per game.

"Jason is another version of (former Sacramento State high flyer) Jameel Pugh in that he is very athletic, and attacks the basket hard and strong," Jenkins said. "We would like him to become a defensive specialist, but he has also shown a knack for scoring around the basket."

### Centers

As has been the case in previous years, Sacramento State enters the season without a true center. With the Hornets' run-and-gun style of play and furious on-ball pressure on the defensive end, Jenkins has used different lineups without the benefit of a true center in the past, and this year will be no different. Two players - Alamo and Harrison - will see time at both the power forward and center positions this season.

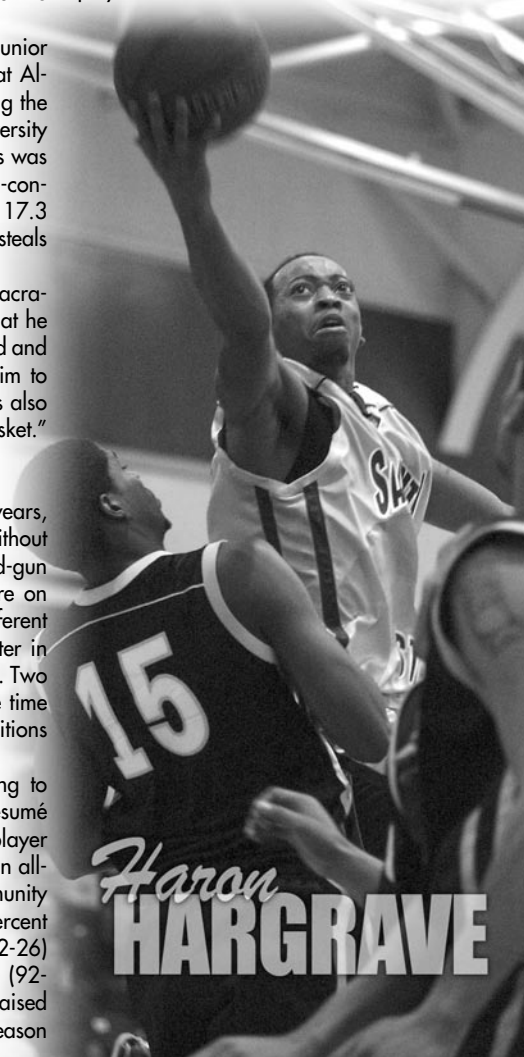
A potential starter at center according to Jenkins, Alamo brings an impressive resumé to Sacramento State. A 6-9, 225-pound player who has three-point range, Alamo was an all-conference selection at Riverside Community College last season after shooting 51.8 percent (158-305) from the field, 46.2 percent (12-26) from beyond the arc and 70.2 percent (92-131) from the free-throw line. Born and raised in Brooklyn, Alamo spent the 2004-05 season

at the City College of San Francisco.

"Angel can put the ball on the floor and attack the basket," Jenkins said. "He will be a tough matchup for opponents because we can play him at both forward spots and center. Angel loves the game of basketball, is a gym rat, and wants to win every time he steps on the floor."

A 6-8, 210-pound junior from Seaside, Calif., Harrison was recruited to provide a defensive presence, rebound and block shots. He spent the past two years (2004-06) at Monterey Peninsula Junior College in California. Last season, Harrison averaged 7.4 points, 5.4 rebounds and 1.7 blocked shots per game while shooting 48.5 percent (80-165) from the field.


"Curtis brings a shot blocking ability that we have not had at Sacramento State," Jenkins said. "He is capable of blocking two or three attempts per game, and once he gets acclimated to the Div. I level and finds his way on the offensive end, Curtis will be a very good role player for us."



*Haron*  
**HARGRAVE**

# HORNET

## BASKETBALL



*Alex*  
**BAUSLEY**  
#33



## Jerome Jenkins



### The Jenkins File

**Hometown:**

Los Angeles, Calif.

**Birthdate:**

July 2, 1967

**Coaching Experience:**

Sacramento State  
 Head Coach (2000-pres.)  
 Assistant Coach (1999-00)  
 Eastern Washington  
 Assistant Coach (1997-99)  
 Diablo Valley College  
 Assoc. Head Coach (1995-97)  
 Assistant Coach (1993-95)  
 Regis University  
 Assistant Coach (1990-91)

**Playing Experience**

Regis (1988-90)  
 SW Oregon C.C. (1987-88)  
 L.A. City College (1986-87)

**Head Coach • 66-104 • Seventh Season • Regis, '90**

Jerome Jenkins returns for his seventh season at the helm of the Sacramento State basketball program for the 2006-07 season. The basketball veteran became the 12th head coach in the 59-year history of the program when he was named to the position on March 14, 2000. Since taking over a struggling program that had averaged just 4.1 wins per year from the team's first season of Div. I play (1991-92) until his hiring, Jenkins has transformed the program into one that consistently challenges for the Big Sky Conference title and has averaged 11.0 wins per season during his tenure.

In fact, Sacramento State is one of just three teams that have reached the Big Sky Tournament each of the last four years (Montana and Eastern Washington are the others). This comes after the Hornets failed to reach the Big Sky's postseason event during each of the team's first six years in the league (1996-pres.). The top six teams in the eight-member league reach the postseason event.

In addition, the Hornets' overall record has substantially improved during his tenure (5-22 in 2000-01; 9-19 in 2001-02, 12-17 in 2002-03, 13-15 in 2003-04, 12-16 in 2004-05, and 15-15 last season). Sacramento State's conference record had improved during each of Jenkins' first five years at the helm until the team lost six games by five points or less last season and finished with a 5-9 league mark.

The program has graduated 10 players during Jenkins' tenure, a dramatic improvement from the years prior to his arrival. In fact, three additional players (Chris Lange, Zane Beekman and Jason Harris) are on pace to graduate during the 2006-07 academic year.

The Hornets have reached the Big Sky Tournament semifinals twice under Jenkins, and hosted tournament quarterfinal games in both 2003-04 and 2004-05. Last season, Sacramento State upset Montana State in Bozeman in the quarterfinals before falling to regular-season champions Northern Arizona in the semis.

Arguably the most athletic team in the Big Sky, the Hornets have led the league in steals each of the last six years, including 9.83 per game last season, more than two steals higher than second-place Montana (7.39 spg). In addition, the team turned the ball over an average of just 12.6 times per game while forcing the opposition into 18.0 miscues per game, good for a Big Sky-leading turnover margin of +5.47.

Sacramento State is coming off a 2005-06 season in which the team set numerous Div. I program records, including victories (15), record (15-15), winning streak (five games), most wins away from home (eight), non-conference victories (nine), 100-point games (three) and Big Sky all-conference selections (three). In addition, the team picked up its first-ever road wins at Weber State, Portland State and San Francisco.



Head coach Jerome Jenkins, entering his seventh season with the program, is currently the second-longest tenured coach in the Big Sky Conference. Besides leading the Hornets to the Big Sky Conference Tournament each of the last four years, Sacramento State has averaged 11.0 wins per season under Jenkins after averaging just 4.1 wins from the team's first season of Div. I play until Jenkins took over the program.



Despite a roster that featured seven newcomers in 2004-05 and being picked to finish seventh in the conference preseason polls, Sacramento State responded with a program-best 8-6 conference record and hosted a Big Sky Tournament game for the second-consecutive season. The Hornets had two first team all-conference selections (Jason Harris and Jameel Pugh) for the first time in school history and Harris earned the program's first Big Sky Newcomer of the Year award.

Jenkins has guided the Hornets to numerous Div. I program single-season records including conference wins (eight), highest finish in the Big Sky (tied for second in 2003-04), best overall winning percentage (.500), most home victories (10 in both 2003-04 and 2004-05), most conference wins at home (six), most all-Big Sky selections (three), points (2,273 in 2005-06), points per game (75.8 in 2005-06), three-pointers made (225 in 2003-04), three-pointers per game (8.04 in 2003-04), free throws made (457 in 2001-02), free throws attempted (694 in 2001-02), free throw percentage (.709 in 2005-06), rebounds (1,015 in 2003-04), rebounds per game (36.25 in 2003-04), assists (385 in 2001-02), assists per game (13.96 in 2000-01), steals (295 in 2005-06) and steals per game (9.96 in 2004-05).

In 2002-03, Jenkins guided the Hornets to their first Big Sky Tournament appearance. The Hornets then posted their first Big Sky Tournament victory by upsetting Montana in the first round. The team's run of success, however, ended after falling to eventual-champion Weber State in the semifinals of the tournament.

Prior to becoming head coach at Sacramento State, Jenkins served one season as an assistant with the Hornets and had previously worked at Eastern Washington, Diablo Valley College and Regis University.

The 39-year old coach began his tenure at Sacramento State in 1999-00 where he served as the team's top assistant and was credited with designing the squad's much-improved defense.


A native of Los Angeles, he was an all-conference point guard for both L.A. City College (1986-87) and Southwestern Oregon C.C. (1987-88). Jenkins then transferred to Regis University in Denver where he played two seasons (1988-90). While at Regis, he led the team in assists and steals and received all-conference honors both years.

After graduating from Regis with a degree in criminal justice in 1990, Jenkins spent one year as an assistant coach with the Rangers (1990-91).

He then took a two-year hiatus from coaching where he worked as a youth group home manager in Pittsburg, Calif. Jenkins returned to coaching in 1993 when he took the job at Diablo Valley College. He served as an assistant for two seasons (1993-95) before moving to associate head coach for his final two years (1995-97) under DVC's head coach Steve Coccimiglio. While with the Vikings, the team won three league titles and advanced to the Final Four in 1996-97.

After spending four seasons at DVC, Jenkins moved to Eastern Washington. While with the Eagles, he oversaw recruiting and worked as the backcourt coach during the 1997-98 and 1998-99 seasons.

He and his wife, Mila, have nine-year-old twins, Jalen and Jada. Jenkins also has a 14-year-old daughter (Jenae).



## Year-By-Year Record Under Jenkins

The Hornets are one of just three teams that have reached the Big Sky Conference Tournament each of the last four years (Montana and Eastern Washington).

Year	Overall	Big Sky	Finish	Postseason
2000-01	5-22	2-14	9th	N/A
2001-02	9-19	3-11	T-7th	N/A
2002-03	12-17	5-9	T-6th	Big Sky Tournament Semifinals
2003-04	13-15	7-7	T-2nd	Big Sky Tournament 1st Round
2004-05	12-16	8-6	4th	Big Sky Tournament 1st Round
2005-06	15-15	5-9	T-5th	Big Sky Tournament Semifinals
<b>Record</b>	<b>66-104</b>	<b>30-56</b>	--	--



## Jared Barrett



**Assistant Coach • Sixth Season • Eastern Oregon, '98**

Jared Barrett returns for his sixth season with the men's basketball program where he will oversee scheduling and on-floor coaching as well as assisting with instruction of the team's guards and post players. Barrett, who is head coach Jerome Jenkins' top assistant, will also assist with scouting and recruiting.

Entering the season with nine years of basketball coaching experience, Barrett came to Sacramento State after spending two years as the head junior varsity coach at Eastern Oregon (1998-00). While at EOU, he was responsible for all the daily operations of the team. Barrett implemented the team's playbook, conducted tryouts and scheduled the games. He was also responsible for the school's youth basketball camps.

Among his other duties, Barrett served as the assistant strength and conditioning coach for the basketball program. In that capacity, he designed the team's preseason workouts with weights, polymetrics, aquatics and cardiovascular. Prior to his job at Eastern Oregon, Barrett was the head coach for the girls junior varsity team at La Grande High School (La Grande, Ore.) for two seasons.

An accomplished athlete, Barrett played two sports in college. He began his collegiate career at Olympic College in Bremerton, Wash. While there, he was an all-league baseball player (pitcher) and competed in basketball. He also served as the Student Body President during his sophomore year.

At Eastern Oregon, Barrett was named the basketball team's most valuable player following the 1996-97 season. That season, he led the team in rebounding (8.0 per game) and was second on the squad in scoring (12.0). As a junior, he also helped guide Eastern Oregon to the regional playoffs.

A graduate of Madison High School in Rexburg, Idaho, Barrett played both baseball and basketball. In his final season, the Madison basketball team won the district championship and finished fourth in the state. That year, he averaged just over 16 points and eight rebounds per game.

Barrett earned his bachelor's degree in physical education and health from Eastern Oregon in 1998. He also completed his teaching credential program from EOU in 2000. Barrett and his wife, Aimee, have four children: Jordan (15), Ashley (13), Brady (11) and Caeden (born Aug. 25, 2006). He is involved in the community having worked with the Oregon Special Olympics, and coaching AAU basketball and Little League baseball.

## David Grace



**Assistant Coach • First Season • Park University, '03**

David Grace enters his first season at Sacramento State, where he will assist with academics, recruiting, on-floor coaching and scouting, while also working with the team's back court.

Grace spent the past two years as the head coach at South Mountain High School in Phoenix, Ariz., where he led the Jaguars to a 5A Div. II state championship last season. The team went 29-4 and the state title was the first for South Mountain since 1992. In addition, he led the team to a state playoff appearance in 2004-05. One year prior to his arrival, South Mountain had finished just 4-17.

A native of Aberdeen, Md., Grace was head coach of the Arizona Magic in 2004, leading the team to a national ranking of 21st, and an eighth place finish at the Big Time Tournament in Las Vegas. The eighth-place finish was the best in the history of any AAU team from the state of Arizona. Grace also coached the Compton Magic in 2005 and 2006.

With the Magic, Grace helped develop players Lawrence Hill (Stanford), Joey Shaw (Indiana), Harvey Perry (Washington), Christian Polk (Arizona State), Ray Murdock (San Diego), James Anderson (BYU), Nkem Ojougboh (Northeastern), Tim Maiden (Texas-San Antonio), Bryson Krueger (Arizona State), Devon Evertsen (Grand Canyon via Boston College), Luis Ahmundson (Sacramento Kings) and Derek Wabbington (Harlem Globetrotters) among others.

Prior to his stint at South Mountain, Grace spent four years (2000-04) as an assistant varsity coach at Trevor Browne High School in Phoenix. That team reached the Final Four in 2003, and was ranked among the top 40 schools in the nation by *The Sporting News* prior to the 2003-04 season. During his time at Trevor Browne, Grace helped develop Ty Morrison (Creighton), Daren Jordan (Oral Roberts) and Kaleo Kina (Navy).

Grace, who spent 20 years in the Air Force, is a 2003 graduate of Park University in Parkville, Mo., where he graduated cum laude with a degree in human resources and a 3.67 gpa. Grace recently married Crystal House on Sept. 3, 2006.



# Richard Reed



## Assistant Coach • First Season • La Verne, '99

Most recently an assistant coach at Northern Colorado (2005-06), this upcoming season will mark the first at Sacramento State for Richard Reed and his fifth year at the Div. I level. He has a total of seven years of coaching experience, having spent three years at Loyola Marymount (2002-05), two seasons at Cal Poly Pomona (2000-02) and one year at La Verne (1999-00). At Sacramento State, Reed will work with the team's post players while assisting with academics, recruiting, on-floor coaching and scouting. He will also be in charge of fund raising and team camps.

At Northern Colorado, Reed was responsible for all recruiting in California and Texas, and signed top recruit Darren Moore from Chino Hills, Calif. Moore was named the "Steal of the Southland" by both Channel 4 news and the *Los Angeles Times*. Reed also assisted with game preparation, practice planning, the development of perimeter players, as well as community outreach and program promotion. A proven teacher of the game, Reed mentored student-athlete Sean Taibi, who broke the school single season three-point shooting record and garnered first-team all-Independent honors.

At Loyola Marymount, Reed spent three years as an assistant on Steve Aggress' staff, where he helped coach the program to its first winning record since the 1997-98 season. With the Lions, Reed was in charge of recruiting California junior college players, development of wing players, strength and conditioning, community service, team travel, equipment, facilities and summer camps.

During Reed's time at Cal Poly Pomona, the team posted a two-year record of 35-19. As an assistant coach, Reed designed and implemented a total strength and conditioning program, monitored the academic progress of the student-athletes and worked closely with the community to develop positive relations through summer camps and community service programs.

Before joining Cal Poly, Reed was a graduate assistant coach for the women's basketball program at his alma mater, the University of La Verne. Reed was a two-year letter winner at La Verne from 1997-99 and graduated in 1999 with a degree in history. Prior to attending La Verne, Reed received his Associate of Arts degree at East Los Angeles College and was a two-time letterwinner for the basketball squad.

A 1994 graduate of Bishop Amat High School, Reed was recruited by Cal State Los Angeles. He earned all-league honors as a junior at Bishop Amat and led the team in assists and steals as a senior. He also served a redshirt season at CSULA prior to transferring to ELAC.

# Dwayne Canada



## Dir. of Basketball Operations • Fifth Season • University of Phoenix, '03

Dwayne Canada enters his fifth season as a member of the men's basketball staff at Sacramento State. Canada came to Sacramento State with an extensive basketball resumé which included stints as a player, coach and teacher. His responsibilities this year include academic mentoring and film exchange while assisting with financial aid and day-to-day administrative operations.

Prior to Sacramento State, Canada served as the top assistant coach at Wayne County Community College in Detroit for three years (1999-2002). While at Wayne, the team qualified for the regional and state playoffs each season during his tenure. His responsibilities with the team included conditioning, on-floor coaching and travel. A total of eight players he helped coach at Wayne County went on to play Div. I or Div. II basketball.

Prior to working at Wayne County, Canada was a physical education coordinator at Our House — a group home. He also worked at the University of Michigan-Dearborn summer camps, the St. Celico Summer League and for the Detroit Dogs of the American Basketball Association.


His appointment at Sacramento State reunited Canada with head coach Jerome Jenkins. The pair were high school teammates at Los Angeles' Fairfax High School where they led the team to the city championship. A two-time all-league selection as a shooting guard, Canada averaged more than 15 points per game as a senior. Following high school, Canada played two seasons at Kings River Junior College (now Reedley College), where he helped the Tigers to a conference championship and an appearance in the Final Eight at the 1991 junior college national championships. He earned his degree in marketing from the University of Phoenix in the summer of 2003.

Canada and his wife, Christina, have two children, B'won (10) and Amara (6), and reside in Sacramento.



# Randy Adams

**Fwd • 6-8 • 220 • RS • Moreno Valley, Calif. • Redemption Christian Academy**



## CAREER HIGHS

### POINTS

8 vs. William Jessup  
Jan. 25, 2005

### FIELD GOALS MADE

4 vs. William Jessup  
Jan. 25, 2005

### FIELD GOALS ATTEMPTED

5, Three Times  
Last vs. William Jessup (1-25-05)

### THREE-POINTERS MADE

None

### THREE-POINTERS ATTEMPTED

1 at UC Davis  
Nov. 30, 2005

### FREE THROWS MADE

5 vs. Weber State  
March 5, 2005

### FREE THROWS ATTEMPTED

8 vs. Weber State  
March 5, 2005

### REBOUNDS

8 at Fresno State  
Dec. 11, 2004

### ASSISTS

1, Six Times  
Last vs. No. Arizona (2-25-06)

### BLOCKED SHOTS

1, Ten Times  
Last at Portland State (2-4-06)

### STEALS

3 at Fresno State  
Dec. 11, 2004

### MINUTES

27 vs. Samford  
Nov. 15, 2005

## 2005-06 Season

Appeared in all 30 games, including 15 starts... averaged 0.6 points and 1.4 rebounds in 7.7 minutes of play...received a career-high 27 minutes of playing time in the Hornets' first game of the season against Samford...received double figures in minutes during seven of the first eight games of the season... however, he played double-figure minutes in two of the final 22 games...tallied five points, five rebounds, one assist and one block in 14 minutes against Long Beach State...posted a season-high six rebounds in an overtime victory over Southern.

## 2004-05 Season

One of five Hornets to appear in all 28 games, including two starts...shot 52.9 percent (18-34) from the field, the second-best mark on the team...almost half of his 67 rebounds came on the offensive glass (31 offensive, 36 defensive)...averaged 1.6 points and 2.4 rebounds in 9.1 minutes per game...averaged one rebound every 3.8 minutes of playing time, easily the best mark on the team...after missing his first seven field-goal attempts of the year, Adams knocked down 18 of his final 27 shots from the floor (.667)...over his last three games, Adams grabbed six rebounds in 11 minutes vs. Montana State, seven rebounds in 10 minutes at Northern Arizona, and finished the year with seven points, six rebounds and five free throws in the Big Sky Tournament vs. Weber State... scored a career-high eight points against William Jessup...in 11 minutes at Fresno State, Adams tallied six points and season highs in both rebounds (eight) and steals (three).

## High School


A 2004 graduate of Redemption Christian Academy in Troy, N.Y...played two years at Redemption Christian (2002-03, 2003-04)...also played four years (1998-02) for Moreno Valley's Canyon Springs High School in California...averaged 17.8 points, 9.5 rebounds, 2.5 blocked shots and 1.0 steal per game for Redemption during the 2003-04 season...named all-league while also receiving Redemption's Most Improved Player award...during his first year with the Lions (2002-03), he averaged 12.0 points and 8.0 rebounds while shooting 85.0 percent from the free-throw line...at Moreno Valley High School, Adams was the starting power forward for the Cougars' team which won the Ivy League championships during his senior season (2001-02)...averaged 10.0 points, 9.6 rebounds and 1.8 blocked shots per game.

## Personal

Born Sept. 14, 1984 in Compton, Calif...son of Torya McCracklin...a psychology major...played in the top 20 showcase game (Best of the Best) at the Pumps West Coast All-Star Camp during the summer of 2002...also played at the Adidas-sponsored ABCD All-Star camp that same summer...played two years of club basketball for Inland (2001-02)...eight of his teammates from Inland went on to play Div. I basketball, including current Hornet teammate Justin Williams.



# ADAMS




## Randy Adams' Career Statistics

year	gp-gs	min-avg	total		3-pointers		ft-fts	pct	rebounds		pf	fo	a	to	blk	st	pts-avg	
			fg-fga	pct	fg-fga	pct			off-def	tot								avg
04-05	28-2	255-9.1	18-34	.529	0-0	.000	10-29	.345	31-36	67	2.4	41	0	3	16	4	6	46-1.6
05-06	30-15	232-7.7	7-19	.368	0-1	.000	4-8	.500	16-26	42	1.4	27	0	3	9	6	5	18-0.6
<b>totals</b>	<b>58-17</b>	<b>487-8.4</b>	<b>25-53</b>	<b>.472</b>	<b>0-1</b>	<b>.000</b>	<b>14-37</b>	<b>.378</b>	<b>47-62</b>	<b>109</b>	<b>1.9</b>	<b>68</b>	<b>0</b>	<b>6</b>	<b>25</b>	<b>10</b>	<b>11</b>	<b>64-1.1</b>



# Alex Bausley



# 33

## CAREER HIGHS

### POINTS

28, Two Times  
Last at No. Arizona (1-28-06)

### FIELD GOALS MADE

11 at Northern Arizona  
Jan. 28, 2006

### FIELD GOALS ATTEMPTED

20 at Nevada  
Nov. 19, 2005

### THREE-POINTERS MADE

6 at Nevada  
Nov. 19, 2005

### THREE-POINTERS ATTEMPTED

11 at Nevada  
Nov. 19, 2005

### FREE THROWS MADE

8 vs. Idaho State  
Jan. 13, 2005

### FREE THROWS ATTEMPTED

11 at Montana State  
March 4, 2006

### REBOUNDS

11, Three Times  
Last vs. Eastern Wash. (1-7-06)

### ASSISTS

6 vs. Long Beach State  
Dec. 5, 2005

### BLOCKED SHOTS

2, Three Times  
Last vs. Montana St. (1-19-06)

### STEALS

6, Two Times  
Last vs. Eastern Wash. (1-7-06)

### MINUTES

40 at Portland State  
Jan. 6, 2005

**Fwd • 6-7 • 235 • Sr. • Los Angeles, Calif. • Fairfax HS**

## 2005-06 Season

A first team all-Big Sky Conference selection after averaging 13.6 points, 5.2 rebounds, 2.1 steals and 1.9 assists per game...started all but one game...led the team in points (407) and rebounds (157)...averaged 28.6 minutes per game, and shot 50.0 percent (156-312) from the field and 34.7 percent (34-98) from beyond the arc...also averaged nearly four free throw attempts per game (3.8), but shot just 53.5 percent (61-114) from the stripe...raised his numbers against Big Sky competition to 15.4 points and 5.7 rebounds per game...among Big Sky leaders (against conference competition only), he ranked among the top 11 players in seven different statistical categories, including third in steals (2.1), seventh in scoring and defensive rebounds (3.71 rpg), eighth in rebounding, ninth in field goal percentage (.526) and offensive rebounds (2.0 rpg), and 11th in three-point field goal percentage (.410)...scored in double figures a team-leading 21 times...also had three double-doubles...scored a career-high 28 points against both Nevada (which was ranked 22nd at the time) and Northern Arizona (which won the Big Sky's regular season title)...scored at least seven points in all but two games...played at least 20 minutes in all but one contest...has never missed a game during his three-year career.

## 2004-05 Season

Appeared in all 28 games for the second-straight season, and started 25 games, the second-highest total on the team (Jason Harris)...averaged 10.4 points, 5.3 rebounds, 1.7 three-pointers and 1.2 steals per game...averaged 31.1 minutes per game, the second-best mark on the team...the Hornets' third-leading scorer, Bausley scored in double figures 17 times, including five of his final six games of the season...scored a season-high 19 points on 7-of-12 shooting against San Francisco...had a team-best four double-doubles (points and rebounds)...among Big Sky leaders, he was sixth in defensive rebounding (3.75 rpg), seventh in overall rebounding, 10th in three-pointers made per game, 11th in offensive rebounding (1.57 rpg), 13th in steals, 14th in three-point percentage (.320) and 18th in scoring...his 47 three-pointers were the second-best mark on the team.

## 2003-04 Season

Played in all 28 games, including three starts...averaged 2.9 points, 3.2 rebounds and 12.0 minutes per game while leading the team in three-point field goal percentage with a .391 (9-23) mark...his .413 field-goal percentage was the fourth-best mark on the team...scored a season-high 11 points at Oregon State...also posted double figures (10 points) at San Jose State...tallied at least five rebounds on eight occasions, including a season-high nine at Montana.

## High School

A 2003 graduate of Fairfax High School in Los Angeles...played four years of basketball as the team's small forward for head coach Harvey Kitani...as a senior, he was named first team all-Western League, first team all-city and first team all-state (Southern Section) after averaging 18 points and eight rebounds per game...scored in double figures in every game of the season...led the team to a league co-championship including an overall record of 30-5 and a league record of 11-1...second team all-league as a junior after averaging 14.0 ppg and 6.0 rpg per game.

## Personal

Born July 28, 1985...parents are Lance and Evelyn Bausley...a business major...high school teammates with former Hornet Jason Gilzene...shed 35 pounds of weight during the offseason before his sophomore year.



# BAUSLEY




## Alex Bausley's Career Statistics

year	gp-gs	min-avg	total		3-pointers		ft-fta	pct	off-def	rebounds			pf	fo	a	to	blk	st	pts-avg
			fg-fga	pct	fg-fga	pct				tot	avg								
03-04	28-3	337-12.0	26-63	.413	9-23	.391	21-33	.636	34-55	89	3.2	71	1	15	16	3	19	82-2.9	
04-05	28-25	871-31.1	104-285	.365	47-147	.320	37-60	.617	44-105	149	5.3	60	2	32	50	4	34	292-10.4	
05-06	30-29	858-28.6	156-312	.500	34-98	.347	61-114	.535	52-105	157	5.2	97	3	56	58	15	64	407-13.6	
<b>totals</b>	<b>86-57</b>	<b>2066-24.0</b>	<b>286-660</b>	<b>.433</b>	<b>90-268</b>	<b>.336</b>	<b>119-207</b>	<b>.575</b>	<b>130-265</b>	<b>395</b>	<b>4.6</b>	<b>228</b>	<b>6</b>	<b>103</b>	<b>124</b>	<b>22</b>	<b>117</b>	<b>781-9.1</b>	



# Haron Hargrave

**G • 5-11 • 170 • Sr. • Queens, N.Y. • Chaffey JC • Campus Magnet HS**



# 3

## CAREER HIGHS

### POINTS

19 vs. Long Beach State  
Dec. 5, 2005

### FIELD GOALS MADE

5, Five Times  
Last at Portland State (2-4-06)

### FIELD GOALS ATTEMPTED

12, Two Times  
Last vs. Portland State (1-5-06)

### THREE-POINTERS MADE

4, Two Times  
Last vs. Portland State (1-5-06)

### THREE-POINTERS ATTEMPTED

10 vs. Portland State  
Jan. 5, 2006

### FREE THROWS MADE

7, Two Times  
Last at No. Arizona (1-28-06)

### FREE THROWS ATTEMPTED

9 vs. Long Beach State  
Dec. 5, 2005

### REBOUNDS

7 at Utah Valley State  
Dec. 3, 2005

### ASSISTS

4 at Portland State  
Feb. 4, 2006

### BLOCKED SHOTS

1 vs. Long Beach State  
Dec. 5, 2005

### STEALS

3, Two Times  
Last vs. Weber State (2-9-06)

### MINUTES

34 at UC Davis  
Nov. 30, 2005

## 2005-06 Season

Appeared in all 30 games, including 21 starts... finished the season with averages of 8.6 points, 1.6 rebounds, 1.4 assists and 1.0 steals per game... averaged 22.9 minutes per game...finished fifth in the Big Sky after shooting 80.4 percent (82-102) from the free-throw line...his 82 free throws were the ninth-most in Hornet Div. I single season history...had a stretch of six-straight games with at least 12 points (Nov. 19-Dec. 5)...was averaging 13.0 points through the team's first eight games of the season, but averaged 7.0 points during the final 22 contests...scored a season high 19 points in the Hornets' victory over Long Beach State...scored eight points (a pair of three-pointers and two free throws) during the final 3:48 of the Hornets' 72-67 victory at UC Davis...had at least two steals in 10 different games...averaged 1.21 steals per game against Big Sky competition, the 12th best mark in the conference...tallied 12 points, seven rebounds, three assists and one steal at Utah Valley State...averaged 1.1 three-pointers per game.

## Prior to Sacramento State

Played the 2004-05 season at Chaffey Junior College (Rancho Cucamonga, Calif.) and the 2002-03 season at Sullivan County Community College (Loch Sheldrake, N.Y.)...redshirted during the 2003-04 season...with Chaffey, Hargrave was named first team all-Foothill Conference after averaging 15.5 points, 5.0 assists, 4.0 rebounds and 3.0 steals per game... during his freshman season, he led Sullivan to a Mid-Hudson Conference championship and a perfect 14-0 league record...that season, he was named first team all-region, first team all-conference, the league's Freshman of the Year, and team MVP...against Globe Tech during his freshman season, he posted 21 points, 11 assists, 10 rebounds and six steals.


## High School

A 2002 graduate of Campus Magnet High School in Cambria Heights, N.Y...played two years of basketball for the Bulldogs where he was the team's starting point guard...as a senior, he was named first team all-league, honorable mention all-city and team MVP after averaging 18.5 points, 8.4 assists, 4.0 rebounds and 3.0 steals per game.

## Personal

Born April 22, 1984...son of Harold and Rhonda Hargrave...majoring in communication studies...middle name is Harold, and has a nickname of "Triple-H".





SACRAMENTO  
KINGS


### Haron Hargrave's Career Statistics

year	gp-gs	min-avg	total		3-pointers		ft-fta	pct	rebounds		pf	fo	a	to	blk	st	pts-avg	
			fg-fga	pct	fg-fga	pct			tot	avg								
05-06	30-21	686-22.9	72-210	.343	32-99	.323	82-102	.804	16-33	49	1.6	59	0	41	47	1	31	258-8.6
<b>totals</b>	<b>30-21</b>	<b>686-22.9</b>	<b>72-210</b>	<b>.343</b>	<b>32-99</b>	<b>.323</b>	<b>82-102</b>	<b>.804</b>	<b>16-33</b>	<b>49</b>	<b>1.6</b>	<b>59</b>	<b>0</b>	<b>41</b>	<b>47</b>	<b>1</b>	<b>31</b>	<b>258-8.6</b>



# Loren Leath

**G • 6-2 • 180 • So. • Oakland, Calif. • Los Angeles Valley JC • Grover Cleveland HS**



# 23

### CAREER HIGHS

#### POINTS

26 vs. Idaho State  
Feb. 11, 2006

#### FIELD GOALS MADE

9, Two Times  
Last at Montana St. (2-27-06)

#### FIELD GOALS ATTEMPTED

20 at Montana State  
Feb. 27, 2006

#### THREE-POINTERS MADE

5, Two Times  
Last vs. Cal Poly (12-20-06)

#### THREE-POINTERS ATTEMPTED

12 vs. Idaho State  
Feb. 11, 2006

#### FREE THROWS MADE

6 vs. Idaho State  
Feb. 11, 2006

#### FREE THROWS ATTEMPTED

6, Three Times  
Last at No. Arizona (3-7-06)

#### REBOUNDS

5 vs. Eastern Washington  
Jan. 7, 2006

#### ASSISTS

4 vs. William Jessup  
Nov. 22, 2005

#### BLOCKED SHOTS

1, Five Times  
Last vs. Eastern Wash. (1-7-06)

#### STEALS

3 at UCLA  
Dec. 23, 2005

#### MINUTES

32 vs. Eastern Washington  
Jan. 7, 2006

### 2005-06 Season

Received honorable mention all-Big Sky Conference honors after averaging 11.6 points, 2.0 three-pointers and 2.0 rebounds per game...became the first Hornet freshman to garner all-conference honors since Nate Murase also received honorable mention accolades in 1998-99...after missing the first three games of the season to injury, Leath quickly became the Hornets' sixth man, scoring in double figures 15 times...scored at least 20 points on six occasions...that included 20 points to lead the Hornets in the Big Sky Tournament semifinals at Northern Arizona...finished seventh in the league with an average of 2.04 three-pointers per game...led the team in scoring six times, including three of the team's final six games of the season...knocked down at least three three-pointers 11 times...shot 42.9 percent (112-261) from the field, 37.7 percent (55-146) from beyond the three-point arc and a team-high 89.7 percent (35-39) from the free-throw line...averaged 18.7 points during his final three games of the season...among team leaders, he ranked first in three-pointers (55) and free throw percentage, and fourth in points (314) and minutes per game (22.9)...the 314 points were the most by a Hornet freshman during the Div. I era...among some of his 20-point efforts included a season-high 26 vs. Idaho State, and 23 points against both Montana State and Cal Poly...against conference competition, Leath raised his scoring average to 12.4 points per game.

### Prior to Sacramento State

Spent his freshman season (2004-05) at Los Angeles Valley Junior College...played two games before suffering an Achilles injury...because of the injury, the 2004-05 season counted as his redshirt year...in those two games, Leath averaged 31.0 points, 5.0 rebounds, 4.5 steals and 3.5 assists per game.

### High School

A 2004 graduate of Grover Cleveland High School in Reseda, Calif...spent his junior and senior seasons at Grover Cleveland, his sophomore year at Birmingham High School (Van Nuys, Calif.) and his freshman year at Bishop O'Dowd High School (Oakland, Calif.)...a four-time all-league selection, Leath was named first team all-West Valley Conference, all-area, all-city and team co-MVP as a senior after averaging 18.5 points and 8.0 rebounds per game...led Grover to West Valley League titles both years, and the team combined for a 44-9 record during those seasons...as a junior, he averaged 14.0 points and 5.0 rebounds while being named first team all-league and all-area.

### Personal

Born July 8, 1986...son of Brian Leath and Rose Geddes...a communication studies major...in 2001, he played AAU basketball for the Oakland Soldiers... other players who suited up for the Soldiers that year included LeBron James and former Hornet DaShawn Freeman...is a cousin of former Sacramento State high flyer Jameel Pugh.






### Loren Leath's Career Statistics

year	gp-gs	min-avg	total		3-pointers		ft-fta	pct	rebounds		pf	fo	a	to	blk	st	pts-avg	
			fg-fga	pct	fg-fga	pct			tot	avg								
05-06	27-0	619-22.9	112-261	.429	55-146	.377	35-39	.897	11-43	54	2.0	54	0	25	29	5	24	314-11.6
<b>totals</b>	<b>27-0</b>	<b>619-22.9</b>	<b>112-261</b>	<b>.429</b>	<b>55-146</b>	<b>.377</b>	<b>35-39</b>	<b>.897</b>	<b>11-43</b>	<b>54</b>	<b>2.0</b>	<b>54</b>	<b>0</b>	<b>25</b>	<b>29</b>	<b>5</b>	<b>24</b>	<b>314-11.6</b>



# Davon Roberts

Fwd • 6-6 • 205 • Jr. • Covina, Calif. • Glendora HS



# 35

### CAREER HIGHS

#### POINTS

9 vs. Portland State  
Jan. 5, 2006

#### FIELD GOALS MADE

4 vs. Portland State  
Jan. 5, 2006

#### FIELD GOALS ATTEMPTED

6, Two Times  
Last at Eastern Wash. (1-8-05)

#### THREE-POINTERS MADE

1, Two Times  
Last vs. Great Falls (12-22-04)

#### THREE-POINTERS ATTEMPTED

2, Three Times  
Last vs. Great Falls (12-22-04)

#### FREE THROWS MADE

2, Six Times  
Last at Montana St. (2-27-06)

#### FREE THROWS ATTEMPTED

4, Two Times  
Last at Eastern Wash. (2-2-06)

#### REBOUNDS

6 at Boise State  
Dec. 11, 2005

#### ASSISTS

1, Six Times  
Last vs. No. Arizona (2-25-06)

#### BLOCKED SHOTS

2, Three Times  
Last vs. Idaho State (2-11-06)

#### STEALS

2 vs. Eastern Washington  
Jan. 7, 2006

#### MINUTES

20 at UC Riverside  
Dec. 20, 2004

### 2005-06 Season

Appeared in all 30 games, including two starts...averaged 2.7 points and 1.9 rebounds in 9.6 minutes per game...his field goal percentage (.559, 33-59) was the highest on the team...of his 57 rebounds, 40 came on the offensive glass...posted a season-best six rebounds at Boise State, and five of those were offensive boards...scored a career-high nine points in a victory over Portland State...the Hornets won both games he started (against Southern Utah and Cal Poly)...posted at least one offensive rebound in 21 different games...scored points in 23 of the team's 30 contests...turned the ball over just 11 times during the season.

### 2004-05 Season

Appeared in 24 games, averaging 9.1 minutes per game...finished the year averaging 2.0 points and 1.6 rebounds per game...of his 39 rebounds, 26 came on the offensive glass...shot 37.7 percent (20-53) from the field...scored a season-high seven points against both UC Riverside and Oregon State...also had a season-high tying five rebounds against Oregon State, each coming on the offensive end...received at least 10 minutes of action in 13 games...tallied seven points (on 3-of-3 shooting), four rebounds and a blocked shot in 20 minutes at UC Riverside...had five points and five rebounds in 12 minutes at Fresno State.


### High School

A 2004 graduate of Glendora High School in California...played four years of basketball at both the guard and forward positions...was the starting forward for three league championship teams (2002, 2003 and 2004)...those teams combined for a 26-2 record over three seasons (9-1 Baseline League champs in 2001-02; 8-0 Sierra League champs in 2002-03; 9-1 Sierra League champs in 2003-04)...named MVP of the Sierra League, first team all-CIF and first team all-valley during both his junior (2002-03) and senior (2003-04) seasons...also was a McDonald's All-America candidate as a senior after averaging 20.4 points and 9.8 rebounds per game...received second team all-state honors as a junior...lists his best performance as recording a triple-double (24 points, 22 rebounds and 10 blocked shots) as a senior against Alta Loma High School...named second team all-Baseline League during his sophomore season.

### Personal

Born June 20, 1986...parents are William and Patricia Roberts...a communication studies major... brother, Jeron Roberts, played four years of basketball at Wyoming (1994-98) and currently plays professionally in Cyprus.






### Davon Roberts' Career Statistics

year	gp-gs	min-avg	total		3-pointers		ft-fta	pct	rebounds		pf	fo	a	to	blk	st	pts-avg	
			fg-fga	pct	fg-fga	pct			off-def	tot								avg
04-05	24-0	218-9.1	20-53	.377	2-11	.182	6-13	.462	26-13	39	1.6	30	1	2	13	4	5	48-2.0
05-06	30-2	289-9.6	33-59	.559	0-0	.000	14-25	.560	40-17	57	1.9	40	0	4	11	10	6	80-2.7
<b>totals</b>	<b>54-2</b>	<b>507-9.4</b>	<b>53-112</b>	<b>.473</b>	<b>2-11</b>	<b>.182</b>	<b>20-38</b>	<b>.526</b>	<b>66-30</b>	<b>96</b>	<b>1.8</b>	<b>70</b>	<b>1</b>	<b>6</b>	<b>24</b>	<b>14</b>	<b>11</b>	<b>128-2.4</b>



# Justin Williams

**G/F • 6-6 • 200 • Jr. • Corona, Calif. • Santa Ana JC • Centennial HS**



# 24

### CAREER HIGHS

#### POINTS

12 at Montana State  
March 4, 2006

#### FIELD GOALS MADE

5 at Montana State  
March 4, 2006

#### FIELD GOALS ATTEMPTED

11 at UCLA  
Dec. 23, 2005

#### THREE-POINTERS MADE

None

#### THREE-POINTERS ATTEMPTED

1 at UCLA  
Dec. 23, 2005

#### FREE THROWS MADE

3 at Montana State  
March 4, 2006

#### FREE THROWS ATTEMPTED

4, Two Times  
Last at Montana St. (3-4-06)

#### REBOUNDS

5, Three Times  
Last at Montana St. (3-4-06)

#### ASSISTS

1, Seven Times  
Last at No. Arizona (3-7-06)

#### BLOCKED SHOTS

2, Two Times  
Last at Montana State (3-4-06)

#### STEALS

3 vs. Weber State  
Feb. 9, 2006

#### MINUTES

23 at UCLA  
Dec. 23, 2005

### 2005-06 Season

Appeared in 29 games, including one start...averaged 12.1 minutes through the first 15 games of the season, but his time increased to 15.9 minutes the last 14 games...averaged 4.1 points and 2.4 rebounds per game...shot 52.7 percent (49-93) from the field and nearly half of his rebounds (69) came on the offensive glass (33)...scored in double figures three times, including a season-high 12 points (5-of-8 shooting) to go along with four rebounds, two blocked shots and one steal in the Hornets' Big Sky Tournament quarterfinals victory at Montana State...also had 10 points on the road against both Southern Utah and Weber State...tallied at least four rebounds in four of his last eight games...against conference competition, he finished eighth in the Big Sky with 0.79 blocked shots per game.

### Prior to Sacramento State

Spent his freshman season (2004-05) at Santa Ana Junior College...appeared in all 26 games while averaging 6.1 points, 4.0 rebounds, 1.2 steals and a team-high 0.9 blocked shots per game...improved those numbers to 7.6 points and 4.3 rebounds per game against conference competition...shot 44.6 percent (66-148) from the field and 32 of his 105 rebounds came on the offensive glass...despite averaging 12.7 minutes per game, he led the team in scoring three times, rebounding six times and steals eight times.

### High School

A 2004 graduate of Centennial High School in Corona, Calif...a four-year letterwinner in basketball, Williams was a first team all-league selection during both his junior and senior seasons...as a senior, he averaged 17.0 points and 14.0 rebounds per game while earning county player of the year honorable mention honors...averaged 12.0 points and 12.0 rebounds as a junior...a scholar-athlete at Centennial, Williams was a four-year member of the school's honor roll.

### Personal

Born June 8, 1986...son of James and Natasha Williams...a communication studies major...played on the same club team (Inland) as teammate Randy Adams in 2001-02...brother, Jamaal, played basketball for two years at the University of Washington (2004-06) after spending his first two seasons at the University of New Mexico (2001-03).






### Justin Williams' Career Statistics

year	gp-gs	min-avg	total		3-pointers			rebounds										
			fg-fga	pct	fg-fga	pct	ft-fa	pct	off-def	tot	avg	pf	fo	a	to	blk	st	pts-avg
05-06	29-1	403-13.9	49-93	.527	0-1	.000	22-32	.688	33-36	69	2.4	74	2	7	15	15	23	120-4.1
<b>totals</b>	<b>29-1</b>	<b>403-13.9</b>	<b>49-93</b>	<b>.527</b>	<b>0-1</b>	<b>.000</b>	<b>22-32</b>	<b>.688</b>	<b>33-36</b>	<b>69</b>	<b>2.4</b>	<b>74</b>	<b>2</b>	<b>7</b>	<b>15</b>	<b>15</b>	<b>23</b>	<b>120-4.1</b>



# Clark Woods



# 5

## CAREER HIGHS

### POINTS

20, Two Times  
Last vs. Montana St. (1-19-06)

### FIELD GOALS MADE

7, Two Times  
Last vs. Montana St. (1-19-06)

### FIELD GOALS ATTEMPTED

16 vs. Montana State  
Jan. 19, 2006

### THREE-POINTERS MADE

6 at Idaho State  
Jan. 12, 2006

### THREE-POINTERS ATTEMPTED

9, Two Times  
Last vs. Montana St. (1-19-06)

### FREE THROWS MADE

3, Two Times  
Last vs. Montana St. (1-19-06)

### FREE THROWS ATTEMPTED

4, Two Times  
Last at Montana St. (2-27-06)

### REBOUNDS

5, Four Times  
Last vs. Idaho State (2-11-06)

### ASSISTS

3 vs. William Jessup  
Nov. 22, 2005

### BLOCKED SHOTS

1, Fourteen Times  
Last at Montana St. (2-27-06)

### STEALS

3, Three Times  
Last at Montana St. (2-27-06)

### MINUTES

35 vs. Weber State  
Feb. 9, 2006

**G • 6-4 • 180 • Sr. • Lansing, Mich. • Lansing JC • Lansing Eastern HS**

## 2005-06 Season

One of six Hornets to appear in all 30 games, including 17 starts...each of those starts came during the final 17 games of the season...averaged 7.3 points, 2.4 rebounds, 1.2 three-pointers, 0.8 steals and 20.3 minutes per game...shot 41.5 percent (83-200) from the field, 33.9 percent (37-109) from beyond the three-point arc and 72.7 percent (16-22) from the free-throw line...his 37 three-pointers were the third-best mark on the team...had nine games with at least 12 points, including a pair of 20-point efforts against Idaho State (1/12) and Montana State (1/19)... however, he also had 14 games with five points or less...averaged 9.9 points over his final eight games of the season, including 12 in the Big Sky Tournament semifinals at Northern Arizona...against Big Sky competition, Woods averaged 9.3 points on .464 (51-110) shooting from the field and .385 shooting (20-52) from beyond the arc.

## Prior to Sacramento State

Played two years (2003-04, 2004-05) for Lansing Community College in Michigan...a first team all-state, all-region and all-conference selection both years, including being named Michigan Community College Athletic Association's (MCCAA) Western Conference MVP as a freshman...a preseason All-American prior to his sophomore season, Woods proceeded to average 20.5 points, 6.4 rebounds and 1.3 steals per game that year while shooting 43.7 percent (59-135) from beyond the three-point line and 74.4 percent (90-121) from the free-throw line...as a freshman, he averaged 20.4 points and 5.4 rebounds per game while leading the Lancers to a conference championship...scored 36 points against Mott JC, ranked as the No. 1 junior college team in the country at the time.

## High School

A 2003 graduate of Lansing Eastern High School... a three-year varsity starter for the Quakers, Woods was a first team all-state and all-conference selection as a senior after averaging 21.0 points, 9.9 rebounds and 5.0 assists per game...that same season, he was named one of the top 50 high school players in the state...also received all-conference and honorable mention all-state honors as a junior.

## Personal

Born Sept. 19, 1985...parents are Larry and Kimberly Woods...a communication studies major.




# WOODS



## Clark Woods' Career Statistics


year	gp-gs	min-avg	total		3-pointers		ft-fta	pct	off-def	rebounds		pf	fo	a	to	blk	st	pts-avg
			fg-fga	pct	fg-fga	pct				tot	avg							
05-06	30-17	608-20.3	83-200	.415	37-109	.339	16-22	.727	25-47	72	2.4	57	1	21	24	14	24	219-7.3
<b>totals</b>	<b>30-17</b>	<b>608-20.3</b>	<b>83-200</b>	<b>.415</b>	<b>37-109</b>	<b>.339</b>	<b>16-22</b>	<b>.727</b>	<b>25-47</b>	<b>72</b>	<b>2.4</b>	<b>57</b>	<b>1</b>	<b>21</b>	<b>24</b>	<b>14</b>	<b>24</b>	<b>219-7.3</b>



**Prior to Sacramento State:** Played the 2005-06 season for Collin County Community College in Plano, Texas, after spending his freshman season (2004-05) at Div. I Texas State in San Marcos...as the team's starting point guard and team co-captain, he led Collin County to a 21-9 overall record and a 9-5 mark in the North Texas League...started 26 of 30 games while averaging 10.6 points, 4.6 rebounds, 3.8 assists and 1.5 steals per game...also averaged 3.5 trips to the free-throw line per game while leading the Cougars in free throws (90), free throws attempted (141) and assists (114)...also shot 44.2 percent (110-249) from the field...at Texas State, he played in 22 games (including six starts) while shooting 53.1 percent (26-49) from the field and averaging 15.7 minutes, 3.4 points and 1.5 assists per game.

**High School:** A 2004 graduate of Cedar Hill High School in Cedar Hill, Texas...as a senior in 2003-04, Adams led the Longhorns to a 35-2 record, a region championship and a district championship...the team was also a Class 5A state finalist...was a second team all-state, first team all-region and first team all-district selection as a senior after averaging 15.0 ppg, 5.0 rpg and 5.0 apg...also an academic all-district selection and McDonald's All-American nominee...during his three years with the varsity squad, Cedar Hill combined for a 97-8 record...that included a 58-game home winning streak.

**Personal:** Born Sept. 30, 1985...majoring in construction management...parents are Richard and Tammy Adams...brother, Rich, played basketball at Texas College in Tyler, Texas.




**Prior to Sacramento State:** Played the 2005-06 season at Riverside Community College, and the 2004-05 season at the City College of San Francisco...at Riverside, Alamo was an all-Orange Empire Conference selection after leading the Tigers to a 22-12 overall record...averaged 12.7 points and 6.6 rebounds per game while shooting 51.8 percent (158-305) from the field, 46.2 percent (12-26) from beyond the three-point arc and 70.2 percent (92-131) from the free-throw line...started 26 of Riverside's 34 games and led the team in field goals, field goals attempted, free throws, free throws attempted,

rebounds and three-point percentage...averaged nearly four free throw attempts per game (3.96) and scored in double figures 21 times, including a career-high 41 points (15-of-18 shooting from the field, 10-of-13 from the stripe) against Mt. San Jacinto College...over his final 11 games, he averaged 16.6 points while shooting 61.3 percent from the field.

**High School:** A 2004 graduate of Mt. Olive Prep in Atlanta (now called North Atlanta Prep)...averaged 18.0 points and 14.0 rebounds in his only season at Mt. Olive (2003-04)...spent three years (2000-03) on the varsity team at Prospect Heights High School in Brooklyn...two-time first team all-league and league MVP selection...in 2002-03, he averaged 22.0 points and 12.0 rebounds per game...that included a 62-point effort against Van Arsdale High School.


**Personal:** Born June 9, 1985...parents are Angel Alamo and Maria Lopez...a kinesiology major...has two brothers and one sister...born and raised in Brooklyn...coming out of junior high school, he was ranked as the fourth-best prospect in the state of New York and 14th in the nation by a recruiting service.



**Prior to Sacramento State:** Played the 2005-06 season at Allan Hancock Junior College (Santa Maria, Calif.) and the 2004-05 season at Div. I Longwood University in Farmville, Va...at Allan Hancock, Davis was a first team all-state, first team all-Western State Conference North selection and team MVP after averaging 17.3 points, 10.4 rebounds, 2.3 assists, 1.5 steals and 1.4 blocked shots per game...scored in double figures in all but three games while shooting 59.7 percent (206-345) from the field...tallied 18 double-doubles, including 37 points (14-of-17 shooting) and 11 rebounds against Gavilan College, 26 points and 19 rebounds against West Hills College, and 21 points and 17 rebounds vs. Hartnell College...at Longwood, he played in four games, tallying five points and five rebounds.

**High School:** A 2004 graduate of Windsor High School in Windsor, Conn...spent his senior season at Windsor High School (2003-04) and his first three years at Bloomfield High School (2000-03) in Bloomfield, Conn...competed in four years of high school basketball, two years of soccer, and one season of cross country...was the starting shooting guard and led Windsor to a Central Connecticut League championship and a 23-1 record in 2003-04...named first team all-state, league MVP and first team all-conference as a senior after averaging 17.1 points and 8.2 rebounds per game...a first team all-league selection at Bloomfield as a junior after averaging 17.2 points and 10.4 rebounds per game...as a sophomore (2001-02), he was the sixth man for Bloomfield's Class L state championship team.


**Personal:** Born Nov. 2, 1985...parents are Jeffrey and Vivian Davis...a communication studies major (public relations emphasis).



**Kris** #21  
**GROCE**

G • 5-10 • 150 • Jr. • Pasco, WA  
Hawaii • Pasco HS


**2005-06 Season:** Redshirted after transferring from Div. I Hawai'i.  
**Prior to Sacramento State:** Appeared in 11 games for the University of Hawai'i during the 2004-05 season...averaged 6.9 minutes, 1.0 points, 0.5 rebounds and 0.5 assists per game...had a season-high three assists and two steals vs. Mississippi Valley State...played his freshman season (2003-04) at Columbia Basin College (Pasco, Wash.)... was named MVP of the Northwest Athletic Association of Community Colleges (NWAAC) Eastern Region at Columbia Basin after averaging 21.7 points, 7.2 assists and 1.4 steals per game...among league leaders, he ranked first in free-throw percentage (.857), second in assists and fourth in scoring while shooting .434 (53-122) from beyond the three-point line.  
**High School:** A 2003 graduate of Pasco High School in Washington...played four years of basketball as the Bulldogs' point guard... as a senior, he was named first team all-state and the Big Nine Most Valuable Player after averaging 15.0 points, 6.0 assists and 2.0 steals per game...his first team all-state accolades marked the first time in 20 years that a member of the Pasco HS basketball squad had accomplished the feat.  
**Personal:** Born May 28, 1985...parents are Danny Groce and Donna LaCour...majoring in communication studies.



**Donald** #10  
**THOMAS**

G/F • 6-6 • 210 • So. • Garden Grove, CA  
Daytona Beach CC • Pacifica HS


**Prior to Sacramento State:** Spent his freshman season (2005-06) at Daytona Beach Community College...helped the Falcons to a 25-5 record after appearing in all 30 games, including 16 starts...averaged 17.4 minutes, 3.6 points and 3.7 rebounds per game...44 of his 110 rebounds came on the offensive glass...averaged just one turnover every 32.6 minutes of play  
**High School:** A 2005 graduate of Pacifica High School in Garden Grove, Calif...played four years of basketball for the Mariners... played all five positions during his high school career, primarily at small forward...served as team captain and was a first team all-Garden Grove League selection during both his junior and senior seasons...also recipient of all-CIF section honors during his final two years (first team as a senior)...led Pacifica to a Garden Grove League championship as a junior after averaging 17.0 points and 9.0 rebounds per game... posted 18.0 ppg and 9.0 rpg as a senior.  
**Personal:** Born June 24, 1987...parents are Darryl and Rosalie Thomas...a business major...played two years (2003-05) for the Belmont Shores AAU team...starting swingman for the team, and averaged 12.0 points and 7.0 rebounds in 2004-05...many of his teammates from the 2004-05 squad are playing Div. I ball, including Jamal Boykin (Duke), Matt Thomas (San Diego State), Joe Ford (Pacific) and Brett Hoerner (San Diego State).



**Curtis** #1  
**HARRISON**

F/C • 6-8 • 210 • Jr. • Seaside, CA  
Monterey Peninsula JC • Seaside HS

**Prior to Sacramento State:** Spent two seasons (2004-06) playing for Monterey Peninsula Junior College in Monterey, Calif...a defensive stopper, Harrison averaged 7.4 points, 5.4 rebounds and 1.7 blocked shots per game in 2005-06 while shooting 48.5 percent (80-165) from the field...scored in double figures 11 times, including double-doubles against both Chabot College and West Hills College...served as the team captain during the 2005-06 season.  
**High School:** A 2004 graduate of Seaside High School in Seaside, Calif...played two years of both basketball and football...as a senior at Seaside, Harrison averaged 6.0 points, 5.0 rebounds and 1.5 blocked shots per game.  
**Personal:** Born Feb. 4, 1986...parents are Kenneth and Ethel Bailey... majoring in kinesiology (athletic training emphasis)...uncle, Thurman Lewis, played basketball for Sacramento State in 1969-71.




**Alonzo** #11  
**YOUNG**

G • 6-4 • 175 • Fr. • Detroit, MI  
Communication & Media Arts HS

**High School:** A 2006 graduate of Communication and Media Arts High School (also known as CMA) in Detroit...played four years of basketball for the Pharaohs, starting each of the last three seasons as the team's point guard...as a senior, he was named all-state, all-metro, first team all-league and team MVP after leading CMA to a Detroit Southwest Division championship...averaged 18.0 points, 7.0 rebounds, 5.0 assists and 2.0 steals per game...also a first team all-league selection as a junior, Young led CMA to both the division and district championships during the 2004-05 season.  
**Personal:** Born April 8, 1988...parents are Alonzo Young and Andrea Drayton...major is undeclared.

# Sacramento State Notebook



## Where They're From

### California (7)

Randy Adams (Moreno Valley)  
 Alex Bausley (Los Angeles)  
 Curtis Harrison (Seaside)  
 Loren Leath (Oakland)  
 Davon Roberts (Covina)  
 Donald Thomas (Garden Grove)  
 Justin Williams (Corona)

### Michigan (2)

Clark Woods (Lansing)  
 Alonzo Young (Detroit)

### New York (2)

Angel Alamo (Brooklyn)  
 Haron Hargrave (Queens)

### Texas (1)

Roderick Adams (Dallas)

### Connecticut (1)

Jason Davis (Windsor)

### Washington (1)

Kris Groce (Pasco)

## Birthdays

Feb. 4, 1986	Curtis Harrison
April 8, 1988	Alonzo Young
April 22, 1984	Haron Hargrave
May 28, 1985	Kris Groce
June 8, 1986	Justin Williams
June 9, 1985	Angel Alamo
June 20, 1986	Davon Roberts
June 24, 1987	Donald Thomas
July 8, 1986	Loren Leath
July 28, 1985	Alex Bausley
Sept. 14, 1984	Randy Adams
Sept. 19, 1985	Clark Woods
Sept. 30, 1985	Roderick Adams
Nov. 2, 1985	Jason Davis

## How They Got Here

### Junior College Transfers (9)

Roderick Adams (Collin County)  
 Angel Alamo (Riverside)  
 Jason Davis (Allan Hancock)  
 Haron Hargrave (Chaffey)  
 Curtis Harrison (Monterey Peninsula)  
 Loren Leath (Los Angeles Valley)  
 Donald Thomas (Daytona Beach)  
 Justin Williams (Santa Ana)  
 Clark Woods (Lansing)

### High School (4)

Randy Adams (Redemption Christian)  
 Alex Bausley (Fairfax)  
 Davon Roberts (Glendora)  
 Alonzo Young (Communication & Media Arts)

### Div. I Transfer (1)

Kris Groce (Hawai'i)

## Career Numbers

### Career Games Played

Alex Bausley	86
Randy Adams	58
Davon Roberts	54
Haron Hargrave	30
Clark Woods	30
Justin Williams	29
Loren Leath	27

### Career Games Started

Alex Bausley	57
Haron Hargrave	21
Randy Adams	17
Clark Woods	17
Davon Roberts	2
Justin Williams	1

### Career Points

Alex Bausley	781
Loren Leath	314
Haron Hargrave	258
Clark Woods	219
Davon Roberts	128
Justin Williams	120
Randy Adams	64

### Career Rebounds

Alex Bausley	395
Randy Adams	109
Davon Roberts	96
Clark Woods	72
Justin Williams	69
Loren Leath	54
Haron Hargrave	49


### Career Assists

Alex Bausley	103
Haron Hargrave	41
Loren Leath	25
Clark Woods	21
Justin Williams	7
Randy Adams	6
Davon Roberts	6

### Career Steals

Alex Bausley	117
Haron Hargrave	31
Loren Leath	24
Clark Woods	24
Justin Williams	23
Randy Adams	11
Davon Roberts	11

# HORNET BASKETBALL



*Aaron*  
**HARGRAVE** #3

MEET THE HORNETS

OPPONENTS






2005-06 REVIEW






RECORDS/HISTORY

UNIVERSITY









# OPPONENTS

					
<b>School</b>	Bethany	New Mexico	San Francisco	Denver	Washington
<b>Date(s)</b>	Nov. 10 at SAC 7:35 p.m.	Nov. 12 at UNM 12:00 p.m. PST	Nov. 14 at SAC 7:05 p.m.	Nov. 17 at DEN 6:05 p.m. PST	Nov. 19 at UW 2:05 p.m.
<b>Location</b>	Scotts Valley, Calif.	Albuquerque, N.M.	San Francisco, Calif.	Denver, Colo.	Seattle, Wash.
<b>Enrollment</b>	800	26,500	8,000	10,326	42,000
<b>Nickname</b>	Bruins	Lobos	Dons	Pioneers	Huskies
<b>Colors</b>	Navy Blue & Burgandy	Cherry & Silver	Green & Gold	Crimson & Gold	Purple & Gold
<b>Conference</b>	Cal Pac	Mountain West	West Coast	Sun Belt	Pacific-10
<b>Arena</b>	Hummel Fieldhouse	The Pit	War Memorial Gym	Magness Arena	Bank of America Arena
<b>Head Coach</b>	Dan Mooney	Ritchie McKay	Jessie Evans	Terry Carroll	Lorenzo Romar
<b>School Record</b>	28-59 (3 yrs.)	67-52 (4 yrs.)	28-31 (2 yrs.)	75-74 (5 yrs.)	84-42 (4 yrs.)
<b>Career Record</b>	Same	150-141 (10 yrs.)	160-112 (9 yrs.)	344-123 (14 yrs.)	177-130 (10 yrs.)
<b>Assistant Coach</b>	Louis Jenkins	Brad Soucie	Bill Johnson	Kevin Reynolds	Cameron Dollar
<b>Assistant Coach</b>		Scott Didrickson	Chris Farr	Marcus Mason	Jim Shaw
<b>Assistant Coach</b>		Duane Broussard		Matt Garner	Paul Fortier
<b>2005-06 Record</b>	7-17	17-13	11-17	16-15	26-7
<b>2005-06 Conference</b>	4-8 (6th)	8-8 (5th)	7-7 (4th)	7-8 (2nd West)	13-5 (2nd)
<b>Postseason</b>	N/A	N/A	N/A	N/A	NCAA Sweet 16
<b>Returning/Lost</b>	9/5	6/6	8/4	6/5	7/5
<b>Starters R/L</b>	3/2	1/4	3/2	3/2	2/3
<b>SID Contact</b>	John Huffman	Jay Blackman	Peter Simon	Erich Bacher	Dan Lepse
<b>E-Mail</b>	jhuffman@fc.bethany.edu	blackman@unm.edu	simon@usfca.edu	(303) 871-2390	(206) 543-2230
<b>Office Phone</b>	(831) 438-3800 (x3906)	(505) 925-5528	(415) 422-6161	ebacher@du.edu	dsarge@u.washington.edu
<b>Website</b>	bethany.edu/athletics	golobos.com	usfdons.com	denverpioneers.com	gohuskies.com

					
<b>School</b>	William Jessup	UC Davis	Illinois State	Louisville	Pacific
<b>Date(s)</b>	Nov. 22 at SAC 7:05 p.m.	Nov. 25 at SAC 7:05 p.m.	Nov. 29 at ISU 5:05 p.m. PST	Dec. 2 at LOU 10:05 a.m. PST	Dec. 6 at SAC 7:05 p.m.
<b>Location</b>	Rocklin, Calif.	Davis, Calif.	Normal, Ill.	Louisville, Ky.	Stockton, Calif.
<b>Enrollment</b>	650	29,637	20,265	21,000	6,000
<b>Nickname</b>	Warriors	Aggies	Redbirds	Cardinals	Tigers
<b>Colors</b>	Blue, Black & White	Yale Blue & Gold	Red & White	Red & Black	Orange & Black
<b>Conference</b>	NAIA/USCAA	Independent	Missouri Valley	Big East	Big West
<b>Arena</b>	NEC Gymnasium	The Pavilion	Redbird Arena	Freedom Hall	Spanos Center
<b>Head Coach</b>	Aaron Muhic	Gary Stewart	Porter Moser	Rick Pitino	Bob Thomason
<b>School Record</b>	79-102 (6 yrs.)	37-46 (3 yrs.)	36-51 (3 yrs.)	118-48 (4 yrs.)	310-221 (18 yrs.)
<b>Career Record</b>	Same	179-165 (13 yrs.)	80-85 (6 yrs.)	470-172 (19 yrs.)	362-248 (21 yrs.)
<b>Assistant Coach</b>	Jeff Bussell	Greg Clink	Chris Jans	Kevin Willard	Ron Verlin
<b>Assistant Coach</b>	John Florence	Kevin Nosek	Daniyal Robinson	Marvin Menzies	Adam Jacobsen
<b>Assistant Coach</b>	Justin Von Spreckelsen	John Lamanna	Brian Barone	Steve Masiello	Aaron Woliczko
<b>2005-06 Record</b>	12-18	8-20	9-19	21-13	24-8
<b>2005-06 Conference</b>	N/A	N/A	4-14 (T-9th)	6-10 (11th)	12-2 (1st)
<b>Postseason</b>	N/A	N/A	N/A	NIT Semifinals	NCAA First Round
<b>Returning/Lost</b>	8/4	8/2	7/7	10/4	8/3
<b>Starters R/L</b>	5/5	4/1	1/4	4/1	2/3
<b>SID Contact</b>	Aaron Muhic	TBA	Todd Kober	Kenny Klein	Mike Millerick
<b>E-Mail</b>	amuhic@jessup.edu	TBA	gtkober@ilstu.edu	kenny.klein@louisville.edu	mmilleri@uop.edu
<b>Office Phone</b>	(916) 577-2362	(530) 752-2663	(309) 438-3805	(502) 852-6581	(209) 946-2479
<b>Website</b>	jessup.edu	ucdavisaggies.com	goredbirds.com	uoflsports.com	pacificigers.com



					
<b>School</b>	Long Beach State	Boise State	Northern Arizona	Northern Colorado	Montana
<b>Date(s)</b>	Dec. 9 at LBS 7:05 p.m.	Dec. 16 at BSU 6:05 p.m. PST	Dec. 28 at NAU Jan. 13 at SAC	Dec. 30 at NCOL Jan. 31 at SAC	Jan. 4 at SAC Feb. 7 at UM
<b>Location</b>	Long Beach, Calif.	Boise, Idaho	Flagstaff, Ariz.	Greeley, Colo.	Missoula, Mont.
<b>Enrollment</b>	34,620	18,599	20,562	12,300	13,352
<b>Nickname</b>	49ers	Broncos	Lumberjacks	Bears	Grizzlies
<b>Colors</b>	Black & Gold	Blue & Orange	Blue, Gold & Sage	Blue & Gold	Maroon & Silver
<b>Conference</b>	Big West	Western Athletic	Big Sky	Big Sky	Big Sky
<b>Arena</b>	The Walter Pyramid	Taco Bell Arena	Walkup Skydome	Butler-Hancock Pavilion	Dahlberg Arena
<b>Head Coach</b>	Larry Reynolds	Greg Graham	Mike Adras	Tad Boyle	Wayne Tinkle
<b>School Record</b>	39-75 (4 yrs.)	66-59 (4 yrs.)	111-94 (7 yrs.)	First Season	First Season
<b>Career Record</b>	149-110 (9 yrs.)	84-64 (5 yrs.)	Same	First Season	First Season
<b>Assistant Coach</b>	Reggie Howard	Tim Cleary	Rob Bishop	B.J. Hill	Nate DuChesne
<b>Assistant Coach</b>	John Masi	Julious Coleman	Billy Hix	Shawn Ellis	Brian Marso
<b>Assistant Coach</b>	Scott Waterman	Andy McCluskey	Jermone Riley	Carlos Daniel	Andy Hill
<b>2005-06 Record</b>	18-12	14-15	21-11	5-24	24-7
<b>2005-06 Conference</b>	9-5 (3rd)	6-10 (7th)	12-2 (1st)	N/A	10-4 (2nd)
<b>Postseason</b>	N/A	N/A	NIT First Round	N/A	NCAA Second Round
<b>Returning/Lost</b>	9/3	8/3	10/4	6/6	10/2
<b>Starters R/L</b>	3/2	5/1	4/1	4/1	5/2
<b>SID Contact</b>	Steve Janisch	Todd Miles	Steve Shaff	Kyle Schwartz	Chris Geraghty
<b>E-Mail</b>	sjanisch@csulb.edu	tmiles@boisestate.edu	steven.shaff@nau.edu	kyle.schwartz@unco.edu	geraghty@montanagrizzlies.com
<b>Office Phone</b>	(562) 985-7797	(208) 426-3868	(928) 523-6792	(970) 351-2522	(406) 531-5830
<b>Website</b>	longbeachstate.com	bronzosports.com	nauathletics.com	uncbears.com	montanagrizzlies.com

					
<b>Idaho State</b>	<b>Weber State</b>	<b>Cal Poly</b>	<b>Eastern Washington</b>	<b>Portland State</b>	<b>Montana State</b>
Jan. 6 at SAC Feb. 3 at ISU	Jan. 11 at WSU Feb. 26 at SAC	Jan. 16 at CP 7:05 p.m.	Jan. 25 at SAC Feb. 24 at EWU	Jan. 26 at SAC Feb. 22 at PSU	Feb. 8 at MSU Feb. 14 at SAC
Pocatello, Idaho	Ogden, Utah	San Luis Obispo, Calif.	Cheney, Wash.	Portland, Ore.	Bozeman, Mont.
14,005	18,000	18,400	9,868	25,011	12,200
Bengals	Wildcats	Mustangs	Eagles	Vikings	Bobcats
Black & Orange	Royal Purple & White	Forest Green & Gold	Red & White	Green, White & Silver	Blue & Gold
Big Sky	Big Sky	Big West	Big Sky	Big Sky	Big Sky
Holt Arena	Dee Events Center	Mott Gymnasium	Reese Court	Stott Center	Worthington Arena
Joe O'Brien	Randy Rahe	Kevin Bromley	Mike Burns	Ken Bone	Brad Huse
First Season	First Season	51-76 (6 yrs.)	23-35 (2 yrs.)	12-16 (1 yr.)	First Season
First Season	First Season	Same	Same	270-134 (13 yrs.)	184-60 (8 yrs.)
Steve Swanson	Eric Duft	Tim Murphy	Carl Howell	Tyler Geving	Danny Sprinkle
Geoff Alexander	Jeff Lindner	Bob Lowe	Grant Leep	Eric Harper	Shawn Dirden
Rodrick Rhodes	Tim Gardner	Will Hooker	G.E. Coleman	Curtis Allen	Ryan Orton
13-14	10-17	10-19	15-15	12-16	15-15
4-10 (T-7th)	4-10 (T-7th)	7-7 (4th)	9-5 (3rd)	5-9 (T-5th)	7-7 (4th)
N/A	N/A	N/A	N/A	N/A	N/A
6/5	2/9	11/3	8/2	7/4	4/6
2/3	1/4	4/1	4/1	4/1	2/3
Frank Mercogliano mercfran@isu.edu (208) 282-2621 isubengals.com	Brad Larsen blarsen3@weber.edu (801) 626-6010 weber.edu/athletics	Brian Thurmond bthurmon@calpoly.edu (805) 756-2410 gopoly.com	Dave Cook dcook@mail.ewu.edu (509) 359-6334 goeags.com	Mike Lund lundm@pdx.edu (503) 725-5602 goviks.com	Bill Lamberty blamberty@msubobcats.com (406) 994-5133 msubobcats.com



## Div. I Series Records

Team	Record
Air Force	7-0
Alabama-Birmingham	0-1
Alameda NAB	1-0
Alaska Anchorage	1-5
Alaska Fairbanks	1-7
Arizona State	0-1
Arkansas-Little Rock	0-2
Arkansas State	0-1
Azusa Pacific	1-0
Ball State	0-2
<b>Bethany</b>	<b>1-0</b>
Biola	2-0
<b>Boise State</b>	<b>0-5</b>
Brigham Young (BYU)	0-1
BYU-Hawaii	0-1
Butler	0-2
Cal Lutheran	2-0
<b>Cal Poly</b>	<b>13-25</b>
Cal Poly Pomona	7-6
Cal State Bakersfield	2-15
Cal State Dominguez Hills	2-5
Cal State Fullerton	4-5
Cal State Hayward	35-22
Cal State Los Angeles	8-6
Cal State Northridge	6-25
Cal Western	1-0
California	0-2
Calvin College	1-0
Central Washington	0-4
Chaminade	1-1
Chapman	2-9
Chicago State	1-1
Chico State	36-36
Citadel	1-0
Colorado	0-1
Colorado State	0-4
Columbia	1-0
Concordia	1-0
Coppin State	1-0
Creighton	0-2
<b>Denver</b>	<b>1-0</b>
Dominican	3-1
Drake	1-1
East Tennessee State	0-1
Eastern Montana	2-3
<b>Eastern Washington</b>	<b>6-18</b>
Emporia State	1-0
Fairfield	0-2
Fairfield Suisun AFB	2-0
Florida International	1-0
Fresno Pacific	22-5
Fresno State	10-39
George Washington	0-1
Georgetown	0-1
Gonzaga	2-2
Grambling	1-0
Grand Canyon	1-1
Great Falls	1-0
Hawai'i-Hilo	0-2
Hawai'i-Loa	2-0
Hawai'i-Pacific	0-2

Team	Record
Honolulu	1-0
Houston	0-4
Humboldt State	49-26
Idaho	1-12
<b>Idaho State</b>	<b>9-18</b>
<b>Illinois State</b>	<b>0-0</b>
Indiana State	0-1
Iowa State	0-1
Johnson C. Smith	0-1
Kennedy	0-1
Lamar	0-2
LaVerne	2-0
Lewis & Clark	3-3
Linfield	3-0
Lipscomb	2-0
<b>Long Beach State</b>	<b>6-4</b>
<b>Louisville</b>	<b>0-0</b>
Loyola-Chicago	1-0
Loyola Marymount	0-5
Macalester	2-0
Mankato State	0-1
Marquette	0-1
Maryland	0-1
Mather AFB	10-1
Menlo	3-0
Metro State	2-5
Michigan	0-1
Minnesota	0-4
Mississippi Valley State	1-0
Missouri	0-2
<b>Montana</b>	<b>4-21</b>
<b>Montana State</b>	<b>10-17</b>
Mount Saint Mary's	0-1
Nebraska	0-2
Nebraska Wesleyan	1-1
Nevada	20-39
<b>New Mexico</b>	<b>0-2</b>
Northeast Illinois	0-2
<b>Northern Arizona</b>	<b>9-18</b>
<b>Northern Colorado</b>	<b>0-0</b>
Northern Illinois	0-2
Notre Dame de Namur	1-0
Oakland	1-3
Occidental	3-0
Old Dominion	0-2
Oral Roberts	0-2
Oregon	0-2
Oregon State	0-5
Oregon Tech	2-5
<b>Pacific</b>	<b>6-28</b>
Pacific (Ore.)	2-2
Pasadena	2-5
Pasadena Nazarene	0-2
Pepperdine	1-1
Point Loma	0-1
Pomona-Pitzer	1-0
Portland	1-7
<b>Portland State</b>	<b>8-14</b>
Puget Sound	3-7
Redlands	2-2
Roseville All-Stars	1-0

Team	Record
Saint Louis	0-1
Saint Mary's	6-28
Samford	0-1
San Diego	0-4
San Diego Christian	1-0
San Diego State	1-3
San Fernando USC	0-2
<b>San Francisco (USF)</b>	<b>2-7</b>
SF Olympic Club	1-1
San Francisco State	35-32
San Francisco YMI	3-2
San Jose State	2-18
Santa Clara	0-4
Seattle	0-1
Seattle Pacific	5-5
Simon Fraser	1-1
Simpson	1-0
Sonoma State	21-15
South Carolina State	1-0
Southern	1-0
Southern Minnesota	1-0
Southern Oregon	11-4
Southern Utah	6-11
Southwest Missouri	0-1
Stanford	0-2
Stanislaus State	21-10
Texas	0-0
Texas A&M	1-0
Texas A&M-C.C.	2-0
Texas A&M-Kingsville	0-1
Texas-San Antonio	0-1
Toledo	0-2
Tulane	0-2
<b>UC Davis</b>	<b>61-40</b>
UC Irvine	2-1
UC Riverside	3-10
UC Santa Barbara	0-4
UC Santa Cruz	2-0
UCLA	0-1
UNC-Greensboro	0-2
UNC-Wilmington	0-1
UNLV	0-1
US International	0-3
USC	0-4
Utah	0-1
Utah State	1-2
Utah Valley State	1-1
Valparaiso	1-0
Vanguard	1-0
<b>Washington</b>	<b>0-1</b>
Washington State	1-5
<b>Weber State</b>	<b>3-22</b>
West Virginia State	0-1
Western Washington	2-5
Westmont	2-2
Whittier	2-4
Whitworth	1-0
Willamette	7-3
<b>William Jessup</b>	<b>3-0</b>
Wisconsin-Milwaukee	1-3
Wofford	0-1
Wyoming	0-2

### Big Sky Conference

Opponent	GP	W-L
Eastern Washington	24	6-18
Idaho State	27	9-18
Montana	25	4-21
Montana State	27	10-17
Northern Arizona	27	9-18
Northern Colorado	0	0-0
Portland State	22	8-14
Weber State	25	3-22

### Big West Conference

Opponent	GP	W-L
Cal Poly	38	13-25
Cal State Fullerton	9	4-5
Cal State Northridge	31	6-25
Long Beach State	10	6-4
Pacific	34	6-28
UC Irvine	3	2-1
UC Riverside	13	3-10
UC Santa Barbara	4	0-4

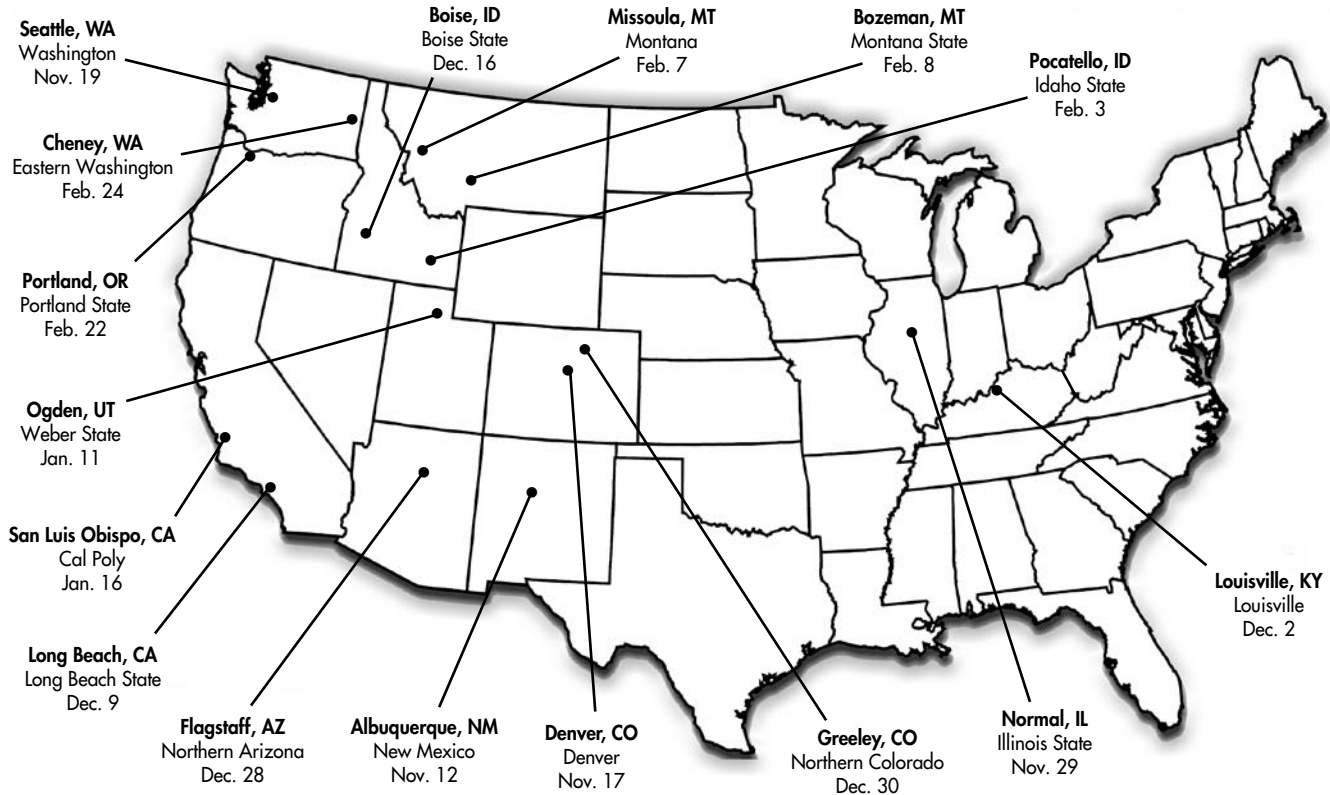
### Western Athletic Conf.

Opponent	GP	W-L
Boise State	5	0-5
Fresno State	49	10-39
Hawai'i	0	0-0
Idaho	13	1-12
Louisiana Tech	0	0-0
Nevada	59	20-39
New Mexico State	0	0-0
San Jose State	20	2-18
Utah State	3	1-2

### West Coast Conference

Opponent	GP	W-L
Gonzaga	4	2-2
Loyola Marymount	5	0-5
Pepperdine	2	1-1
Portland	8	1-7
Saint Mary's	34	6-28
San Diego	4	0-4
San Francisco	9	2-7
Santa Clara	4	0-4

# Road Headquarters



## **New Mexico**

Wyndham Albuquerque Airport  
2910 Yale Blvd. SE  
Albuquerque, NM 87106  
(505) 843-7000  
Depart from Sacramento: Nov. 11  
Return to Sacramento: Nov. 12

## **Denver**

Denver Marriott Tech Center  
4900 South Syracuse  
Denver, CO 80237  
(303) 779-1100  
Depart from Sacramento: Nov. 16  
Depart from Denver: Nov. 18

## **Washington**

University Silver Cloud Inn  
5036 25th Avenue NE  
Seattle, WA 98105  
(206) 526-5200  
Arrive from Denver: Nov. 18  
Return to Sacramento: Nov. 20

## **Illinois State**

Eastland Suites  
1801 Eastland Dr.  
Bloomington, IL 61704  
(309) 662-0000  
Depart: Nov. 28 from Sacramento  
Depart: (bus) Nov. 29 from Normal

## **Louisville**

Courtyard by Marriott Louisville  
819 Phillips Lane  
Louisville, KY 40209  
(502) 368-5678  
Arrive from Normal: Nov. 30  
Return to Sacramento: Dec. 2

## **Long Beach State**

Long Beach Marriott  
4700 Airport Plaza Dr.  
Long Beach, CA 90815  
(562) 425-5210  
Depart from Sacramento: (bus) Dec. 8  
Return to Sacramento: (bus) Dec. 10

## **Boise State**

Doubletree Club Hotel  
475 W Parkcenter Blvd.  
Boise, ID 83706  
(208) 345-2002  
Depart from Sacramento: Dec. 15  
Return to Sacramento: Dec. 17

## **Northern Arizona**

Hilton Garden Inn  
350 West Forest  
Flagstaff, AZ 86001  
(928) 226-8888  
Depart from Sacramento: Dec. 27  
Depart from Phoenix: Dec. 29

## **Northern Colorado**

Best Western Greeley  
701 Eighth St.  
Greeley, CO 80631-3956  
(970) 353-8444  
Arrive from Phoenix: Dec. 29  
Return to Sacramento: Dec. 31

## **Weber State**

Comfort Suites  
2250 South 1200 West  
Ogden, UT 84401  
(801) 621-2545  
Depart from Sacramento: Jan. 10  
Return to Sacramento: Jan. 12

## **Cal Poly**

Holiday Inn  
1800 Monterey St.  
San Luis Obispo, CA 93401  
(805) 544-8600  
Depart from Sacramento: Jan. 15  
Return to Sacramento: Jan. 17

## **Idaho State**

Holiday Inn Pocatello  
1399 Bench Rd.  
Pocatello, ID 83201  
(208) 237-1400  
Depart from Sacramento: Feb. 2  
Return to Sacramento: Feb. 4

## **Montana**

Doubletree Hotel  
100 Madison  
Missoula, MT 59802  
(406) 728-3100  
Depart from Sacramento: Feb. 6  
Depart from Missoula: (bus) Feb. 8

## **Montana State**

Holiday Inn  
5 Baxter Lane  
Bozeman, MT 59715  
(406) 587-4561  
Arrive from Missoula: (bus) Feb. 8  
Return to Sacramento: Feb. 9

## **Portland State**


Portland Marriott City Center  
520 SW Broadway  
Portland, OR 97205  
(503) 226-6300  
Depart from Sacramento: Feb. 21  
Depart from Portland: Feb. 23

## **Eastern Washington**

Hampton Inn  
2010 S. Assembly Rd.  
Spokane, WA 99224  
(509) 747-1100  
Arrive from Portland: Feb. 23  
Return to Sacramento: Feb. 25



## Big Sky Conference



The Big Sky Conference enters its 44th year of athletic competition in 2006-07, expanding its footprint across the West. The University of Northern Colorado accepted an invitation to join the Sky in July of 2005 and officially became a member in July of 2006.

The Big Sky is an NCAA Division I member in all sports, with member institutions classified as I-AA in football. The Big Sky just concluded its fifth and final year with the eight-team membership of Eastern Washington, Idaho State, Montana, Montana State, Northern Arizona, Portland State, Sacramento State and Weber State. The addition of Northern Colorado gives the conference nine member institutions. The league has become one of the strongest Division I conferences in the West and is a national leader in I-AA football.

The Big Sky Conference was established in 1963 by six charter members – Idaho, Idaho State, Gonzaga, Montana, Montana State and Weber State. Those six schools formed the foundation of the Big Sky before the league expanded in 1970 by adding Boise State and Northern Arizona. Gonzaga left the Sky in 1979 and was replaced by Nevada, which gave the league eight members. The Sky grew to nine in 1987 with the addition of Eastern Washington.

The 1990s saw change in the makeup of the league, beginning in 1992 when Nevada departed and put the Big Sky back at eight teams. In 1996, Boise State and Idaho left, and at the same time, the conference added Portland State, Sacramento State and Cal State Northridge. The Big Sky maintained nine teams for five years before Cal State Northridge departed in the spring of 2001, giving the Big Sky its previous makeup of eight teams.

With the addition of Northern Colorado, the Big Sky will now spread across seven states spanning from the Pacific Ocean to the Rocky Mountain Front.

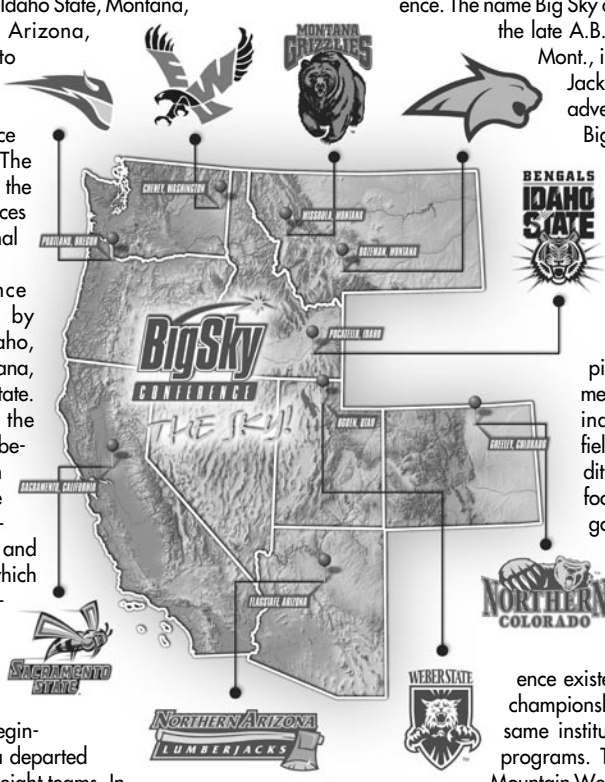
The Big Sky is represented along the entire west coast with schools in Washington, Oregon and California. League schools also range up and down the Rocky Mountains with institutions in Montana, Idaho, Utah, Arizona and Colorado. Of the eight western-most states in the contiguous United States, only one, Nevada, is not represented in the Big Sky.

On Feb 25, 1963, the name Big Sky was adopted by the six presidents of the charter members as the name of the new conference. The name Big Sky originated in a novel written by the late A.B. (Bud) Guthrie of Great Falls, Mont., in 1947 entitled "The Big Sky." Jack Hollowell, a former Montana advertising director, promoted the Big Sky theme for the Treasure State, and Harry Missildine of the Spokane Spokesman-Review called for the newly formed league to be named the Big Sky Conference in his column dated Feb. 20, 1963.

The Big Sky sponsors championships in 14 sports, including men's and women's cross country, indoor and outdoor track and field, basketball and tennis. In addition, there are championships in football, and women's volleyball, golf and soccer.

The 2006-07 season marks the 19th year that the Big Sky will sponsor championships in women's sports. The former Mountain West Conference existed from 1982-88, sponsoring championships for women's sports at the same institutions the Big Sky had men's programs. The Big Sky merged with the Mountain West Conference in 1988, forming one league for both men and women.

Doug Fullerton, the fifth commissioner of the Big Sky Conference, enters his 12th year at the helm. Fullerton took over the Big Sky on July 1, 1995, replacing longtime commissioner Ron Stephenson. Stephenson served the league for 14 years. Steve Belko was the commissioner from 1977-81 while John Roning held the post from 1971-77. The first league commissioner was Jack Friel, who served from 1963-71.



**Doug Fullerton**  
Commissioner



**Ron Lohry**  
Associate  
Commissioner



**Jayne Nadolski**  
Asst. Commissioner/  
Director of Compliance



**Jon Kasper**  
Asst. Commissioner/  
Media Relations



**Autumn Wehr**  
Information Director

# HORNET

## BASKETBALL



*Loren*  
**LEATH** #23

MEET THE HORNETS

OPPONENTS

2005-06 REVIEW

RECORDS/HISTORY

UNIVERSITY

## 2005-06 Final Results

**Overall: 15-15 • Home: 7-5 • Away: 7-9 • Neutral: 1-1**

**Conference: 5-9 • Home: 2-5 • Away: 3-4 • Neutral: 0-0**

Date	Opponent	Score	Atten.	High Scorer	High Rebounds	High Assists
11/15	vs. Samford#	L, 52-49	8,516	Freeman (18)	Hargrave, Freeman, Woods (4)	Freeman (4)
11/16	vs. Southern#	W, 67-64 (ot)	7,052	Bausley (16)	Harris (7)	Freeman (4)
11/19	at Nevada	L, 82-74	7,685	Bausley (28)	Bausley (6)	Freeman (8)
11/22	WILLIAM JESSUP	W, 100-61	749	Leath (19)	Harris (9)	Freeman (10)
11/26	at San Francisco	W, 85-78	1,674	Freeman (18)	Harris (9)	Hargrave, Bausley (3)
11/30	at UC Davis	W, 72-67	1,512	Freeman (24)	Bausley (7)	Freeman (6)
12/3	at Utah Valley State	L, 71-69 (ot)	713	Freeman (17)	Hargrave (7)	Freeman (5)
12/5	LONG BEACH STATE	W, 106-94	1,024	Harris (25)	Bausley (9)	Bausley (6)
12/8	SAN DIEGO CHRISTIAN	W, 64-55	682	Bausley (18)	Bausley (7)	Freeman (7)
12/11	at Boise State	L, 70-61	2,476	Harris (21)	Bausley (10)	Freeman (2)
12/17	at Southern Utah	W, 76-68	1,553	Freeman (17)	Harris (10)	Freeman (4)
12/20	CAL POLY	W, 80-59	1,056	Leath (23)	Harris (5)	Freeman (8)
12/23	at UCLA	L, 86-56	7,452	Harris (16)	Beekman, Harris, Williams (3)	Freeman (3)
12/29	DENVER	W, 79-65	805	Harris (22)	Harris (10)	Harris (4)
1/5	PORTLAND STATE*	W, 76-60	1,122	Bausley (21)	Bausley (7)	Freeman (7)
1/7	EASTERN WASH.*	W, 88-69	1,132	Freeman (23)	Bausley (11)	Freeman (6)
1/12	at Idaho State*	W, 107-106	2,182	Freeman (27)	Williams, Lange, Bausley (3)	Freeman (12)
1/14	at Weber State*	W, 73-66	4,898	Leath (22)	Bausley (5)	Freeman (5)
1/19	MONTANA STATE*	L, 78-75	1,208	Woods (20)	Freeman, Roberts, Bausley (5)	Freeman (8)
1/21	MONTANA*	L, 73-71	1,279	Harris (21)	Harris (9)	Freeman (6)
1/28	at Northern Arizona*	L, 89-83	4,198	Bausley (28)	Leath, Bausley (4)	Freeman (4)
2/2	at Eastern Washington*	L, 87-75	2,330	Harris (21)	Harris (8)	Freeman (6)
2/4	at Portland State*	W, 68-65	1,017	Woods (16)	Williams (4)	Hargrave (4)
2/9	WEBER STATE*	L, 76-73 (ot)	989	Bausley, Woods (14)	Bausley (8)	Freeman (7)
2/11	IDAHO STATE*	L, 72-71	1,088	Leath (26)	Woods, Bausley (5)	Freeman (11)
2/15	at Montana*	L, 84-79	4,121	Bausley (20)	Harris (12)	Four Players (1)
2/25	NORTHERN ARIZONA*	L, 92-72	1,301	Harris (16)	Woods, Bausley (4)	Freeman (4)
2/27	at Montana State*	L, 75-70	3,417	Leath (23)	Freeman (8)	Freeman (6)
3/4	at Montana State%	W, 71-70	2,224	Bausley (16)	Freeman (5)	Freeman (5)
3/7	at Northern Arizona@	L, 98-83	2,962	Leath (20)	Leath (4)	Freeman, Bausley (4)

# Guardians Classic (Austin, Texas)

\* Big Sky Conference game

% Big Sky Conference Tournament Quarterfinals (Bozeman, Mont.)

@ Big Sky Conference Tournament Semifinals (Flagstaff, Ariz.)



# Final Statistics

Player	G-GS	MIN-AVG	FG-FGA	PCT	3FG-3FGA	PCT	FT-FTA	PCT	OFF-DEF	TOT-AVG	PF-FO	A	TO	BS	ST	PTS-AVG
Bausley, Alex	30-29	858-28.6	156-312	.500	34-98	.347	61-114	.535	52-105	157-5.2	97-3	56	58	15	64	407-13.6
Harris, Jason	25-21	727-29.1	113-270	.419	10-28	.357	94-125	.752	61-76	137-5.5	54-1	36	59	19	25	330-13.2
Freeman, DaShawn	30-30	956-31.9	124-300	.413	47-125	.376	96-118	.814	17-86	103-3.4	97-5	165	91	2	82	391-13.0
Leath, Loren	27-0	619-22.9	112-261	.429	55-146	.377	35-39	.897	11-43	54-2.0	54-0	25	29	5	24	314-11.6
Hargrave, Haron	30-21	686-22.9	72-210	.343	32-99	.323	82-102	.804	16-33	49-1.6	59-0	41	47	1	31	258-8.6
Woods, Clark	30-17	608-20.3	83-200	.415	37-109	.339	16-22	.727	25-47	72-2.4	57-1	21	24	14	24	219-7.3
Williams, Justin	29-1	403-13.9	49-93	.527	0-1	.000	22-32	.688	33-36	69-2.4	74-2	7	15	15	23	120-4.1
Roberts, Davon	30-2	289-9.6	33-59	.559	0-0	.000	14-25	.560	40-17	57-1.9	40-0	4	11	10	6	80-2.7
Lange, Chris	29-2	276-9.5	21-63	.333	3-19	.158	7-14	.500	25-33	58-2.0	32-0	9	15	6	4	52-1.8
Perry, Aaron	28-12	170-6.1	14-32	.438	1-5	.200	7-14	.500	15-15	30-1.1	33-0	4	6	3	2	36-1.3
Beekman, Zane	27-0	127-4.7	9-25	.360	0-2	.000	7-14	.500	20-15	35-1.3	33-0	2	7	11	3	25-0.9
Gilzene, Jason	28-0	123-4.4	9-22	.409	0-1	.000	5-8	.625	14-19	33-1.2	18-0	2	3	6	2	23-0.8
Adams, Randy	30-15	232-7.7	7-19	.368	0-1	.000	4-8	.500	16-26	42-1.4	27-0	3	9	6	5	18-0.6
Team									52-46	98-3.4	0		3			
<b>Total</b>	<b>30</b>	<b>6074</b>	<b>802-1866</b>	<b>.430</b>	<b>219-634</b>	<b>.345</b>	<b>450-635</b>	<b>.709</b>	<b>397-597</b>	<b>994-33.1</b>	<b>675-12</b>	<b>375</b>	<b>377</b>	<b>113</b>	<b>295</b>	<b>2273-75.8</b>
<b>Opponents</b>	<b>30</b>	<b>6074</b>	<b>762-1642</b>	<b>.464</b>	<b>158-467</b>	<b>.338</b>	<b>550-773</b>	<b>.712</b>	<b>409-763</b>	<b>1172-39.1</b>	<b>554-6</b>	<b>444</b>	<b>541</b>	<b>109</b>	<b>154</b>	<b>2232-74.4</b>

# Conference Statistics

Player	G-GS	MIN-AVG	FG-FGA	PCT	3FG-3FGA	PCT	FT-FTA	PCT	OFF-DEF	TOT-AVG	PF-FO	A	TO	BS	ST	PTS-AVG
Bausley, Alex	14-13	411-29.4	81-154	.526	16-39	.410	37-61	.607	28-52	80-5.7	47-3	26	25	7	29	215-15.4
Harris, Jason	9-5	257-28.6	37-88	.420	1-6	.167	37-55	.673	26-24	50-5.6	21-0	14	15	5	6	112-12.4
Leath, Loren	14-0	339-24.2	61-143	.427	30-81	.370	22-24	.917	8-19	27-1.9	32-0	10	17	1	13	174-12.4
Freeman, DaShawn	14-14	457-32.6	48-141	.340	17-60	.283	48-61	.787	11-39	50-3.6	47-4	85	47	0	41	161-11.5
Woods, Clark	14-14	322-23.0	51-110	.464	20-52	.385	8-14	.571	16-17	33-2.4	33-1	10	9	7	14	130-9.3
Hargrave, Haron	14-9	312-22.3	29-96	.302	16-52	.308	36-44	.818	7-13	20-1.4	23-0	20	19	0	17	110-7.9
Williams, Justin	14-1	208-14.9	24-45	.533	0-0	.000	8-14	.571	17-14	31-2.2	41-2	4	5	11	10	56-4.0
Roberts, Davon	14-0	146-10.4	17-29	.586	0-0	.000	10-14	.714	17-12	29-2.1	26-0	4	5	5	5	44-3.1
Perry, Aaron	13-8	79-6.1	12-19	.632	1-3	.333	4-7	.571	9-6	15-1.2	17-0	0	4	1	1	29-2.2
Lange, Chris	13-2	101-7.8	8-24	.333	0-5	.000	6-7	.857	10-12	22-1.7	16-0	5	7	6	1	22-1.7
Gilzene, Jason	14-0	85-6.1	8-16	.500	0-0	.000	3-5	.600	8-13	21-1.5	14-0	0	1	2	1	19-1.4
Beekman, Zane	12-0	46-3.8	3-9	.333	0-0	.000	3-5	.600	7-2	9-0.8	12-0	0	2	3	2	9-0.8
Adams, Randy	14-4	62-4.4	0-5	.000	0-0	.000	0-2	.000	6-5	11-0.8	7-0	1	3	2	1	0-0.0
Team									21-23	44-3.1	0		1			
<b>Total</b>	<b>14</b>	<b>2825</b>	<b>379-879</b>	<b>.431</b>	<b>101-298</b>	<b>.339</b>	<b>222-313</b>	<b>.709</b>	<b>191-251</b>	<b>442-31.6</b>	<b>336-10</b>	<b>179</b>	<b>160</b>	<b>50</b>	<b>141</b>	<b>1081-77.2</b>
<b>Opponents</b>	<b>14</b>	<b>2825</b>	<b>358-738</b>	<b>.485</b>	<b>81-207</b>	<b>.391</b>	<b>295-408</b>	<b>.723</b>	<b>194-354</b>	<b>548-39.1</b>	<b>267-4</b>	<b>208</b>	<b>262</b>	<b>51</b>	<b>76</b>	<b>1092-78.0</b>



## Team Game-By-Game

### 2005-06 Superlatives

#### SACRAMENTO STATE TEAM HIGHS


Points ..... 107 at Idaho State (1/12)  
 Points/Half ..... 59 vs. Long Beach State (12/5)  
 FG Made ..... 39 vs. William Jessup (11/22)  
 FG Attempted ..... 75 vs. Two Teams  
 FG Percentage ... 559 (38-68) at Idaho St. (1/12)  
 3FG Made ..... 14 at Idaho State (1/12)  
 3FG Attempted .... 35 vs. Montana State (1/19)  
 3FG Percentage .... 625 (10-16) at USF (11/26)  
 FT Made ..... 26 at Northern Arizona (1/28)  
 FT Attempted ..... 32 vs. Two Teams  
 FT Percentage... 833 (15-18) at So. Utah (12/17)  
 Rebounds ..... 49 vs. William Jessup (11/22)  
 Assists ..... 24 vs. William Jessup (11/22)  
 Steals ..... 19 vs. William Jessup (11/22)  
 Blocked Shots ..... 7 vs. Four Teams  
 Turnovers ..... 23 vs. William Jessup (11/22)  
 Fouls ..... 30 at Eastern Washington (2/2)

#### SACRAMENTO STATE INDIVIDUAL HIGHS

Points ..... 28, Alex Bausley twice  
 FGM ..... Alex Bausley at No. Arizona (1/28)  
 FGA ..... 22, Jason Harris vs. Southern (11/16)  
 FG% ..... 889 (8-9), Alex Bausley at Idaho St. (1/12)  
 3FG Made ..... 6, Clark Woods & Alex Bausley  
 3FG Attempted. 12, Loren Leath vs. Idaho St. (2/11)  
 FTM ..... 12, Jason Harris at Boise State (12/11)  
 FTA ..... 12, Jason Harris at Boise State (12/11)  
 FT% ..... 1.000 (12-12), Jason Harris at Boise St. (12/11)  
 REB ..... 12, Jason Harris at Montana (2/15)  
 AST ... 12, DaShawn Freeman at Idaho St. (1/12)  
 STL... 11, DaShawn Freeman vs. Idaho St. (2/11)  
 BLK ..... 3, Alex Bausley & Jason Harris  
 TO ... 8, DaShawn Freeman at Nevada (11/19)

	Score	1st-2nd-OT	FG-A	PCT	3FG-A	PCT	FT-A	PCT	Off-Def	REB	A	TO	BLK	STL
Samford	52	24-28	18-53	.340	6-25	.240	10-14	.714	14-22	36	7	15	3	9
Sacramento State	49	18-31	18-51	.353	6-16	.375	7-13	.538	11-24	35	8	15	4	9
Southern	64	33-28-3	28-60	.467	1-9	.111	7-15	.467	15-29	44	12	18	8	6
Sacramento State	67	33-28-6	26-69	.377	5-21	.238	10-18	.556	18-21	39	10	12	7	9
Sacramento State	74	30-44	25-66	.379	11-24	.458	13-19	.684	13-20	33	11	17	2	10
Nevada	82	33-49	26-53	.491	1-9	.111	29-38	.763	13-32	45	15	19	7	7
William Jessup	61	37-24	22-55	.400	4-15	.267	13-19	.684	11-16	27	16	29	2	7
Sacramento State	100	53-47	39-75	.520	12-27	.444	10-15	.667	23-26	49	24	23	5	19
Sacramento State	85	34-51	28-51	.549	10-16	.625	19-24	.792	9-24	33	11	15	0	4
San Francisco	78	32-46	30-65	.462	6-17	.353	12-18	.667	15-18	33	19	11	3	3
Sacramento State	72	38-34	24-47	.511	8-17	.471	16-22	.727	11-16	27	9	11	0	10
UC Davis	67	25-42	23-50	.460	5-17	.294	16-20	.800	13-17	30	13	13	1	3
Sacramento State	69	29-33-7	26-58	.448	4-14	.286	13-17	.765	7-32	39	8	14	2	8
Utah Valley State	71	21-41-9	23-62	.371	5-18	.278	20-28	.714	12-29	41	13	9	4	6
Long Beach State	94	49-45	32-71	.451	10-27	.370	20-24	.833	18-19	37	12	17	4	3
Sacramento State	106	47-59	38-75	.507	5-16	.313	25-32	.781	22-24	46	22	12	7	6
S.D. Christian	55	22-33	19-53	.358	3-13	.231	14-18	.778	13-30	43	13	26	2	7
Sacramento State	64	33-31	24-60	.400	4-19	.211	12-18	.667	9-24	33	17	16	7	14
Sacramento State	61	27-34	18-68	.265	5-28	.179	20-25	.800	21-22	43	4	16	4	6
Boise State	70	27-43	23-59	.390	6-18	.333	18-23	.783	14-31	45	14	18	3	4
Sacramento State	76	37-39	25-61	.410	11-28	.393	15-18	.833	9-28	37	13	18	4	11
Southern Utah	68	28-40	27-56	.482	4-16	.250	10-19	.526	7-29	36	16	16	5	7
Cal Poly	59	31-28	19-50	.380	4-16	.250	17-22	.773	12-23	35	13	19	1	4
Sacramento State	80	40-40	29-58	.500	9-24	.375	13-22	.591	10-21	31	16	10	6	10
Sacramento State	56	28-28	21-67	.313	5-22	.227	9-13	.692	18-7	25	9	12	2	9
UCLA	86	42-44	37-55	.673	5-12	.417	7-10	.700	12-31	43	28	21	8	1
Denver	65	25-40	24-56	.429	3-11	.273	14-22	.636	14-26	40	15	17	4	2
Sacramento State	79	37-42	31-67	.463	9-25	.360	8-12	.667	12-21	33	14	8	7	10
Portland State	60	21-39	22-50	.440	5-12	.417	11-20	.550	12-26	38	14	24	3	5
Sacramento State	76	28-48	28-64	.438	11-28	.393	9-12	.750	12-23	35	17	12	2	12
Eastern Washington	69	32-37	20-50	.400	4-10	.400	25-40	.625	18-22	40	6	23	3	7
Sacramento State	88	53-35	31-66	.470	7-23	.304	19-23	.826	14-24	38	11	9	5	16
Sacramento State	107	55-52	38-68	.559	14-26	.538	17-21	.810	10-9	19	21	10	4	8
Idaho State	106	44-62	33-51	.647	8-15	.533	32-37	.865	12-22	34	16	19	3	7
Sacramento State	73	27-46	26-60	.433	9-29	.310	12-16	.750	13-10	23	10	9	2	9
Weber State	66	24-42	21-43	.488	2-10	.200	22-27	.815	14-24	38	11	22	1	4
Montana State	78	29-49	27-52	.519	9-21	.429	15-24	.625	9-30	39	18	18	2	4
Sacramento State	75	32-43	23-63	.365	10-35	.286	19-26	.731	13-21	34	17	10	4	12
Montana	73	40-33	28-50	.560	5-14	.357	12-14	.857	9-25	34	18	19	2	6
Sacramento State	71	36-35	23-60	.383	4-17	.235	21-26	.808	14-13	27	12	9	4	12
Sacramento State	83	35-48	25-58	.431	7-19	.368	26-32	.813	8-9	17	7	13	2	12
Northern Arizona	89	39-50	25-45	.556	5-14	.357	34-43	.791	14-28	42	15	25	4	4
Sacramento State	75	33-42	28-60	.467	6-15	.400	13-22	.591	15-19	34	4	12	2	8
Eastern Wash.	87	38-49	27-57	.474	9-17	.529	24-33	.727	15-21	36	21	12	7	4
Sacramento State	68	35-33	26-59	.441	7-19	.368	9-16	.563	11-18	29	13	11	3	9
Portland State	65	33-32	22-52	.423	7-19	.368	14-21	.667	16-25	41	14	18	6	7
Weber State	76	28-36-12	28-63	.444	3-8	.375	17-22	.773	18-27	45	12	19	4	7
Sacramento State	73	39-25-9	27-65	.415	6-19	.316	13-22	.591	15-21	36	18	13	5	10
Idaho State	72	33-39	26-56	.464	6-15	.400	14-19	.737	13-28	41	16	21	3	5
Sacramento State	71	34-37	27-64	.422	4-19	.211	13-17	.765	12-20	32	16	12	3	9
Sacramento State	79	36-43	28-69	.406	5-15	.333	18-26	.692	24-23	47	4	14	4	6
Montana	84	40-44	28-65	.431	5-19	.263	23-34	.676	20-21	41	15	11	7	6
Northern Arizona	92	48-44	27-47	.574	6-11	.545	32-39	.821	9-23	32	21	16	3	5
Sacramento State	72	36-36	24-57	.421	5-10	.500	19-25	.760	12-14	26	10	15	5	8
Sacramento State	70	35-35	25-66	.379	6-24	.250	14-29	.483	18-27	45	10	11	5	10
Montana State	75	27-48	24-57	.421	7-22	.318	20-35	.571	15-32	47	11	15	3	5
Sacramento State	71	34-37	23-57	.404	6-20	.300	19-27	.704	10-23	33	8	8	4	10
Montana State	70	36-34	19-46	.413	7-23	.304	25-40	.625	13-27	40	12	15	3	4
Sacramento State	83	34-49	28-57	.491	8-19	.421	19-27	.704	3-13	16	12	10	2	9
Northern Arizona	98	49-49	34-60	.567	7-14	.500	23-35	.657	19-30	49	18	16	0	5

\* Home team listed on bottom





# Individual Game-By-Game

(Points-Rebounds-Assists)

Opponent	Hargrave	Adams	Woods	Perry	Gilzene	Freeman	Harris	Leath	Williams	Bausley	Roberts	Lange	Beekman
vs. Samford	9-4-0	4-3-0	0-4-0	4-2-0	0-2-0	18-4-4	3-3-2	DNP	0-2-0	8-3-2	0-1-0	2-3-0	1-1-0
vs. Southern	4-2-2	2-6-0	12-1-1	0-0-0	DNP	8-2-4	15-7-2	DNP	6-1-0	16-5-1	2-2-0	2-4-0	0-1-0
at Nevada	14-1-0	0-0-0	0-2-1	0-0-0	0-0-0	13-3-8	7-1-2	DNP	4-5-0	28-6-0	2-4-0	6-5-0	0-0-0
WILLIAM JESSUP	15-2-2	2-5-0	6-4-3	0-3-1	3-1-0	18-3-10	12-9-1	19-3-4	4-2-0	8-1-0	2-4-0	6-5-2	5-6-1
at San Francisco	17-2-3	0-1-0	0-3-1	0-0-0	0-0-0	18-4-2	16-9-2	17-2-0	4-5-0	10-3-3	0-0-0	3-0-0	0-1-0
at UC Davis	14-1-1	1-1-0	0-1-0	DNP	DNP	24-4-6	11-4-1	4-0-1	0-1-0	14-7-0	4-3-0	0-2-0	0-0-0
at Utah Valley State	12-7-3	2-3-0	12-3-0	3-3-0	0-0-0	17-3-5	13-6-0	0-2-0	DNP	4-5-0	2-1-0	4-6-0	0-0-0
LONG BEACH STATE	19-2-2	5-5-1	0-5-0	0-0-1	1-4-2	17-3-5	25-3-2	14-2-3	6-4-0	13-9-6	6-3-0	0-1-0	DNP
SAN DIEGO CHRISTIAN	9-1-3	0-3-1	5-2-1	0-1-1	0-1-0	6-6-7	13-3-0	3-1-1	6-3-1	18-7-1	3-0-0	0-1-0	1-3-1
at Boise State	6-1-0	2-3-0	7-5-1	0-2-0	0-1-0	7-2-2	21-7-0	0-0-0	0-2-0	15-10-0	2-6-0	1-1-1	0-0-0
at Southern Utah	5-0-1	0-1-0	14-1-0	0-2-1	0-0-0	17-4-4	12-10-3	8-1-1	10-3-0	8-7-3	2-1-0	0-4-0	0-0-0
CAL POLY	8-2-0	0-0-0	6-4-2	0-0-0	0-1-0	9-4-8	16-5-3	23-3-0	3-1-0	7-4-3	4-1-0	2-2-0	2-2-0
at UCLA	2-0-1	0-0-0	2-1-1	0-0-0	0-1-0	7-2-3	16-3-0	11-1-1	6-3-1	9-1-2	1-1-0	2-2-0	0-3-0
DENVER	3-1-2	0-0-0	5-0-0	0-1-0	0-1-0	21-4-3	22-10-4	8-4-2	0-0-0	12-4-2	2-0-0	2-0-1	4-4-0
PORTLAND STATE	15-2-3	0-2-0	2-0-0	0-2-0	0-3-0	8-5-7	DNP	15-1-0	2-0-0	21-7-5	9-3-1	4-3-1	0-1-0
EASTERN WASHINGTON	6-2-1	0-0-0	7-3-0	3-1-0	2-0-0	23-3-6	DNP	22-5-0	0-1-0	15-11-3	6-3-0	4-3-1	0-2-0
at Idaho State	4-0-3	0-1-0	20-2-1	4-1-0	0-0-0	27-2-12	DNP	13-0-1	8-3-0	22-3-4	0-1-0	4-3-0	5-3-0
at Weber State	9-2-2	0-0-0	8-2-2	2-1-0	2-3-0	9-3-5	DNP	22-1-0	10-4-0	11-5-0	0-0-0	0-0-1	0-0-0
MONTANA STATE	8-1-2	0-0-0	20-3-1	9-2-0	0-2-0	7-5-8	DNP	6-3-2	4-2-0	14-5-3	6-5-0	0-2-1	1-0-0
MONTANA	5-1-0	0-1-0	5-1-2	2-0-0	0-1-0	8-0-6	21-9-1	5-3-2	4-3-0	17-4-1	2-1-0	2-1-0	0-0-0
at Northern Arizona	10-1-0	0-1-0	5-0-0	0-0-0	2-0-0	17-1-4	5-0-1	6-4-2	7-1-0	28-4-0	2-1-0	0-2-0	1-0-0
at Eastern Wash.	6-1-1	0-1-0	4-1-0	2-1-0	0-0-0	14-3-6	21-8-2	10-1-0	0-1-1	14-7-2	3-3-0	1-3-1	0-0-0
at Portland State	13-2-4	0-0-0	16-3-1	DNP	3-1-0	12-2-2	9-1-2	2-3-0	3-4-1	8-3-2	2-2-1	DNP	DNP
WEBER STATE	5-0-2	0-2-0	14-5-0	0-0-0	0-1-0	5-7-7	8-6-4	12-0-1	0-0-1	14-8-2	8-4-1	7-1-0	DNP
IDAHO STATE	4-1-1	0-2-0	4-5-1	0-1-0	0-0-0	11-3-11	9-4-1	26-3-1	8-2-1	9-5-0	0-2-0	0-1-0	0-0-0
at Montana	9-3-1	0-0-0	5-1-1	0-0-0	10-7-0	10-7-1	16-12-0	6-1-1	3-4-0	20-10-0	0-0-0	0-0-0	0-0-0
NORTHERN ARIZONA	12-2-0	0-1-1	6-4-1	2-0-0	0-2-0	10-1-4	16-3-1	6-0-0	2-1-0	12-4-2	4-1-1	0-2-0	2-3-0
at Montana State	4-2-0	0-0-0	14-3-0	5-6-0	0-1-0	0-8-6	7-7-2	23-2-0	5-5-0	10-4-2	2-3-0	0-1-0	0-0-0
at Montana State	6-2-0	0-0-0	8-3-0	0-1-0	0-0-0	12-5-5	4-4-0	13-4-0	12-4-0	16-3-3	0-0-0	0-0-0	0-2-0
at Northern Arizona	5-1-1	0-0-0	12-0-0	0-0-0	0-0-0	18-0-4	12-3-0	20-4-2	3-2-1	6-2-4	4-1-0	0-0-0	3-3-0

## 2005-06 Superlatives

### Double Figures - Scoring

Player	Overall
Alex Bausley	21 Times
DaShawn Freeman	19 Times
Jason Harris	17 Times
Loren Leath	15 Times
Haron Hargrave	10 Times
Clark Woods	9 Times
Justin Williams	3 Times
Jason Gilzene	1 Time

### Double Figures - Rebounding

Player	Overall
Alex Bausley	3 Times
Jason Harris	3 Times

### Double Figures - Assists


Player	Overall
DaShawn Freeman	3 Times

### Team Lead in Scoring

Player	Overall
Alex Bausley	8 Times
DaShawn Freeman	7 Times
Jason Harris	7 Times
Loren Leath	6 Times
Clark Woods	3 Times

### Team Lead in Rebounds

Player	Overall
Alex Bausley	14 Times
Jason Harris	10 Times
DaShawn Freeman	4 Times
Justin Williams	3 Times
Clark Woods	3 Times
Zane Beekman	2 Times
Haron Hargrave	2 Times
Loren Leath	2 Times
Chris Lange	1 Time
Davon Roberts	1 Time





## Game 1 • Nov. 15, 2005

**Samford 52 • Sacramento State 49**  
Guardians Classic  
Austin, Texas • Erwin Center (8,516)

SAC	FG	3FG	FT	RB	A	TO	BK	ST	PTS
Adams-f	2-3	0-0	0-0	3	0	0	0	2	4
Bausley-f	3-9	1-2	1-4	3	2	2	0	2	8
Perry-c	1-3	0-0	2-2	2	0	0	0	0	4
Freeman-g	7-11	4-5	0-1	4	4	3	0	1	18
Harris-g	1-9	0-2	1-2	3	2	2	2	3	3
Hargrave	3-9	1-5	2-2	4	0	5	0	0	9
Woods	0-2	0-1	0-0	4	0	0	0	0	0
Gilzene	0-1	0-0	0-0	2	0	1	0	0	0
Williams	0-1	0-0	0-0	2	0	0	0	0	0
Roberts	0-0	0-0	0-0	1	0	0	2	1	0
Lange	1-3	0-1	0-0	3	0	1	0	0	2
Beekman	0-0	0-0	1-2	1	0	1	0	0	1
Team				3					
<b>TOTALS</b>	<b>18-51</b>	<b>6-16</b>	<b>7-13</b>	<b>35</b>	<b>8</b>	<b>15</b>	<b>4</b>	<b>9</b>	<b>49</b>

SAM	FG	3FG	FT	RB	A	TO	BK	ST	PTS
Merritt, Rob.	4-13	1-7	5-6	8	0	2	0	1	14
Peterson	4-6	3-4	0-0	7	4	5	3	1	11
Merritt, Joe	2-7	1-4	0-0	2	2	2	0	0	5
Smith	1-5	0-2	0-1	3	0	3	0	1	2
Gulina	2-9	1-5	1-1	3	1	1	0	2	6
Woolsey	0-1	0-1	2-2	0	0	0	0	1	2
West	4-8	0-1	2-3	7	0	2	0	2	10
Black	1-4	0-1	0-1	2	0	0	0	1	2
Team				4					
<b>TOTALS</b>	<b>18-53</b>	<b>6-25</b>	<b>10-14</b>	<b>36</b>	<b>7</b>	<b>15</b>	<b>3</b>	<b>9</b>	<b>52</b>

	1st	2nd	FG%	3PT%	FT%
Sacramento State	18	31	35.3	37.5	53.8
Samford	24	28	24.0	24.0	71.4

## Game 2 • Nov. 16, 2005

**Sacramento State 67 • Southern 64 (ot)**  
Guardians Classic  
Austin, Texas • Erwin Center (7,052)

SAC	FG	3FG	FT	RB	A	TO	BK	ST	PTS
Adams-f	2-3	0-0	0-0	3	0	0	0	2	4
Harris-f	5-22	1-3	4-4	7	2	6	3	2	15
Bausley-f	6-12	2-6	2-6	5	1	3	2	1	16
Adams-c	1-1	0-0	0-0	6	0	0	0	0	2
Hargrave-g	2-5	0-0	0-0	2	2	0	0	0	4
Freeman-g	3-7	0-1	2-2	2	4	1	0	2	8
Woods	5-12	2-9	0-0	1	1	0	1	3	12
Perry	0-0	0-0	0-0	0	0	0	0	0	0
Williams	2-2	0-0	2-2	1	0	1	0	1	6
Roberts	1-1	0-0	0-1	2	0	0	0	0	2
Lange	1-6	0-2	0-3	4	0	1	0	0	2
Beekman	0-1	0-0	0-0	1	0	0	1	0	0
Team				8					
<b>TOTALS</b>	<b>26-69</b>	<b>5-21</b>	<b>10-18</b>	<b>39</b>	<b>10</b>	<b>12</b>	<b>7</b>	<b>9</b>	<b>67</b>

SOU	FG	3FG	FT	RB	A	TO	BK	ST	PTS
Wardlow-f	4-7	1-2	0-2	1	2	3	0	2	9
Cipriano-f	4-10	0-0	2-3	7	2	3	1	1	10
Hishaw-f	2-4	0-0	0-0	6	2	2	1	0	4
Alexander-g	7-13	0-3	1-2	5	3	2	0	0	15
Riley-Smith-g	5-12	0-3	0-0	6	2	5	1	1	10
Bradford	0-1	0-0	0-0	0	1	0	0	0	0
Wiley	1-2	0-0	1-2	1	0	0	0	0	3
Matt	3-5	0-1	2-3	3	0	1	2	0	8
Campbell	2-6	0-0	1-3	8	1	1	3	1	5
Team				7					
<b>TOTALS</b>	<b>28-60</b>	<b>1-9</b>	<b>7-15</b>	<b>44</b>	<b>12</b>	<b>18</b>	<b>8</b>	<b>6</b>	<b>64</b>

	1st	2nd	ot	FG%	3PT%	FT%
Sacramento State	33	28	6	37.7	23.8	55.6
Southern	33	28	3	46.7	11.1	46.7

## Game 3 • Nov. 19, 2005

**Nevada 82 • Sacramento State 74**  
Reno, Nev. • Lawlor Events Center (7,685)

SAC	FG	3FG	FT	RB	A	TO	BK	ST	PTS
Harris-f	3-11	0-0	1-1	1	2	2	0	1	7
Bausley-f	9-20	6-11	4-8	6	0	2	1	1	28
Adams-c	0-0	0-0	0-0	0	0	0	0	1	0
Hargrave-g	4-8	1-1	5-6	1	0	1	0	2	14
Freeman-g	4-12	2-5	3-4	3	8	8	0	4	13
Woods	0-6	0-4	0-0	2	1	2	1	0	0
Perry	0-0	0-0	0-0	0	0	0	0	0	0
Gilzene	0-0	0-0	0-0	0	0	0	0	0	0
Williams	2-4	0-0	0-0	5	0	0	0	1	4
Roberts	1-1	0-0	0-0	4	0	0	0	0	2
Lange	2-4	2-3	0-0	5	0	2	0	0	6
Beekman	0-0	0-0	0-0	0	0	0	0	0	0
Team				6					
<b>TOTALS</b>	<b>25-66</b>	<b>11-24</b>	<b>13-19</b>	<b>33</b>	<b>11</b>	<b>17</b>	<b>2</b>	<b>10</b>	<b>74</b>

NEV	FG	3FG	FT	RB	A	TO	BK	ST	PTS
Charlo-f	3-8	0-1	5-6	6	4	6	1	3	11
Shiloh-g	1-5	0-1	4-7	3	3	1	0	0	6
Sessions-g	2-4	0-0	0-0	2	1	2	0	1	4
Fazekas-f	10-15	0-2	8-8	14	3	3	3	2	28
Bell-c	3-3	0-0	5-8	7	0	0	1	0	11
Burleson	1-2	0-1	1-2	1	3	2	2	1	3
Kemp	4-10	1-3	6-6	3	0	1	0	0	15
Taylor	0-1	0-0	0-0	0	0	0	0	0	0
Ellis	0-0	0-0	0-0	2	1	0	0	0	0
Ikovlev	0-1	0-1	0-0	1	0	2	0	0	0
Johnson	2-4	0-0	0-1	2	0	2	0	0	4
Team				4					
<b>TOTALS</b>	<b>26-53</b>	<b>1-9</b>	<b>29-38</b>	<b>45</b>	<b>15</b>	<b>19</b>	<b>7</b>	<b>7</b>	<b>82</b>

	1st	2nd	FG%	3PT%	FT%
Sacramento State	30	44	37.9	45.8	68.4
Nevada	33	49	49.1	11.1	76.3

## Game 4 • Nov. 22, 2005

**Sacramento State 100 • William Jessup 61**  
Sacramento, Calif. • Hornets Nest (749)

WJ	FG	3FG	FT	RB	A	TO	BK	ST	PTS
Mitchell-f	7-10	0-0	3-4	7	2	4	1	2	17
Bichard-f	2-6	0-1	2-2	2	2	4	0	0	6
Seikowsky-g	4-9	1-2	2-5	3	3	6	0	0	11
Swarts-g	3-7	1-3	3-4	2	4	6	0	1	10
Allen-g	0-3	0-0	1-2	4	0	2	0	3	1
Brown	1-5	0-2	0-0	2	0	4	0	1	2
Street	1-5	1-3	2-2	2	2	1	0	0	5
Leuning	0-2	0-1	0-0	0	1	1	0	0	0
McFerran	4-8	1-3	0-0	3	2	1	1	0	9
Team				2					
<b>TOTALS</b>	<b>22-55</b>	<b>4-15</b>	<b>13-19</b>	<b>27</b>	<b>16</b>	<b>29</b>	<b>2</b>	<b>7</b>	<b>61</b>

SAC	FG	3FG	FT	RB	A	TO	BK	ST	PTS
Adams-f	1-1	0-0	0-0	5	0	1	1	1	2
Bausley-f	4-4	0-0	0-0	1	0	1	0	2	8
Hargrave-g	5-11	3-5	2-2	2	2	1	0	2	15
Freeman-g	7-11	4-5	0-0	3	10	4	0	5	18
Harris-g	5-10	0-1	2-5	9	1	2	0	1	12
Woods	2-7	0-3	2-2	4	3	2	1	2	6
Perry	0-2	0-0	0-0	3	1	1	0	0	0
Gilzene	1-1	0-0	1-1	1	0	0	2	1	3
Leath	7-14	5-11	0-0	3	4	5	0	0	19
Williams	1-1	0-0	2-2	2	0	1	0	2	4
Roberts	1-4	0-0	0-0	4	0	2	0	0	2
Lange	3-6	0-2	0-0	5	2	1	0	2	6
Beekman	2-3	0-0	1-3	6	1	2	1	1	5
Team				1					
<b>TOTALS</b>	<b>39-75</b>	<b>12-27</b>	<b>10-15</b>	<b>49</b>	<b>24</b>	<b>23</b>	<b>5</b>	<b>19</b>	<b>100</b>

	1st	2nd	FG%	3PT%	FT%
William Jessup	37	24	40.0	26.7	68.4
Sacramento State	53	47	52.0	44.4	66.7



## Game 5 • Nov. 26, 2005

**Sacramento State 85 • San Francisco 78**  
San Francisco, Calif. • War Memorial Gym (1,674)

SAC	FG	3FG	FT	RB	A	TO	BK	ST	PTS
Freeman-g	6-7	5-6	1-2	4	2	1	0	0	18
Hargrave-g	5-8	1-2	6-8	2	3	2	0	2	17
Harris-f	5-10	1-1	5-6	9	2	3	0	2	16
Bausley-f	3-6	1-2	3-4	3	3	4	0	0	10
Adams-c	0-0	0-0	0-0	1	0	0	0	0	0
Woods	0-1	0-0	0-0	3	1	1	0	0	0
Perry	0-1	0-0	0-0	0	0	0	0	0	0
Gilzene	0-0	0-0	0-0	0	0	0	0	0	0
Leath	6-12	1-4	4-4	2	0	1	0	0	17
Williams	2-4	0-0	0-0	5	0	2	0	0	4
Roberts	0-0	0-0	0-0	0	0	0	0	0	0
Lange	1-2	1-1	0-0	0	0	1	0	0	3
Beekman	0-0	0-0	0-0	1	0	0	0	0	0
Team				3					
<b>TOTALS</b>	<b>28-51</b>	<b>10-16</b>	<b>19-24</b>	<b>33</b>	<b>11</b>	<b>15</b>	<b>0</b>	<b>4</b>	<b>85</b>

USF	FG	3FG	FT	RB	A	TO	BK	ST	PTS
Ingerson-g	5-10	3-6	0-0	1	0	2	0	2	13
Surratt-g	3-13	0-4	6-6	1	9	3	0	0	12
Gumbs-f	4-11	2-3	0-0	10	2	3	0	0	10
Wiggins-f	4-9	0-0	5-7	5	3	2	3	1	13
Wall-Cater-c	11-14	0-0	1-5	7	4	0	0	0	23
Shiller	1-3	1-3	0-0	3	1	0	0	0	3
Byrd	2-3	0-0	0-0	1	0	0	0	0	4
Bell	0-0	0-0	0-0	1	0	0	0	0	0
Cavic	0-2	0-1	0-0	2	0	1	0	0	0
Team				2					



## Game 6 • Nov. 30, 2005

**Sacramento State 72 • UC Davis 67**  
Davis, Calif. • The Pavilion (1,512)

SAC	FG	3FG	FT	RB	A	TO	BK	ST	PTS
Harris-f	5-9	0-1	1-1	4	1	2	0	2	11
Bausley-f	5-8	1-2	3-6	7	0	2	0	2	14
Adams-c	0-2	0-1	1-2	1	0	0	0	0	1
Hargrave-g	4-8	4-5	2-2	1	1	2	0	2	14
Freeman-g	6-10	3-5	9-10	4	6	4	0	2	24
Woods	0-0	0-0	0-0	1	0	1	0	0	0
Leath	2-6	0-3	0-0	1	0	0	0	2	4
Williams	0-0	0-0	0-0	1	0	0	0	0	0
Roberts	2-3	0-0	0-0	3	0	0	0	0	4
Lange	0-1	0-0	0-1	2	0	0	0	0	0
Beekman	0-0	0-0	0-0	0	0	0	0	0	0
Team				3					
<b>TOTALS</b>	<b>24-47</b>	<b>8-17</b>	<b>16-22</b>	<b>27</b>	<b>9</b>	<b>11</b>	<b>0</b>	<b>10</b>	<b>72</b>

UCD	FG	3FG	FT	RB	A	TO	BK	ST	PTS
Juillerat-f	5-7	0-0	3-6	5	4	4	0	0	13
Brucculeri-f	2-6	0-3	1-1	1	0	1	0	0	5
Lopez Low-c	3-6	1-3	0-0	8	0	2	0	0	7
Oliver-g	8-16	4-8	2-3	4	0	3	1	0	22
Rasmussen-g	1-9	0-2	2-2	9	5	0	0	1	4
Boone	0-1	0-0	0-0	0	1	0	1	0	0
Marentez	3-4	0-1	8-8	1	4	1	0	1	14
Carter	1-1	0-0	0-0	1	0	1	0	0	2
Team				1					
<b>TOTALS</b>	<b>23-50</b>	<b>5-17</b>	<b>16-20</b>	<b>30</b>	<b>13</b>	<b>13</b>	<b>1</b>	<b>3</b>	<b>67</b>

	1st	2nd	FG%	3PT%	FT%
Sacramento State	38	34	51.1	47.1	72.7
UC Davis	25	42	46.0	29.4	80.0



## Game 7 • Dec. 3, 2005

**Utah Valley St. 71 • Sacramento State 69 (ot)**  
Orem, Utah • McKay Center (713)

SAC	FG	3FG	FT	RB	A	TO	BK	ST	PTS
Freeman-g	6-10	1-3	4-5	3	5	2	0	2	17
Hargrave-g	4-12	0-2	4-7	7	3	3	0	1	12
Harris-f	5-9	1-1	2-2	6	0	4	0	1	13
Bausley-f	2-4	0-1	0-0	5	0	1	0	2	4
Adams-c	0-1	0-0	2-2	3	0	1	0	0	2
Woods	5-9	2-5	0-0	3	0	1	1	0	12
Perry	1-1	0-0	1-1	3	0	0	0	0	3
Gilzene	0-0	0-0	0-0	0	0	0	0	0	0
Leath	0-1	0-0	0-0	2	0	1	1	1	0
Roberts	1-1	0-0	0-0	1	0	0	0	0	2
Lange	2-8	0-2	0-0	6	0	1	0	1	4
Beekman	0-2	0-0	0-0	0	0	0	0	0	0
Team				0					
<b>TOTALS</b>	<b>26-58</b>	<b>4-14</b>	<b>13-17</b>	<b>39</b>	<b>8</b>	<b>14</b>	<b>2</b>	<b>8</b>	<b>69</b>

UVS	FG	3FG	FT	RB	A	TO	BK	ST	PTS
Peterson-f	3-6	3-5	8-10	4	2	2	0	1	17
Bailey-g	1-3	0-0	1-1	2	0	1	0	1	3
Wesley, T.-f	0-1	0-0	2-2	1	0	0	0	1	2
Heck-f	5-14	1-4	4-4	5	3	2	1	0	15
Devoc-c	5-11	0-0	1-2	10	1	2	3	0	11
Lang	2-5	0-1	0-0	2	0	1	0	1	4
Allison	1-4	0-3	1-2	0	1	0	0	1	3
Troyer	1-3	0-2	0-0	3	0	0	0	0	2
Wesley, R.	3-4	1-2	2-4	6	2	1	0	0	9
Thomas	2-11	0-1	1-3	3	4	0	0	1	5
Team				5					
<b>TOTALS</b>	<b>23-62</b>	<b>5-18</b>	<b>20-28</b>	<b>41</b>	<b>13</b>	<b>9</b>	<b>4</b>	<b>6</b>	<b>71</b>

	1st	2nd	ot	FG%	3PT%	FT%
Sacramento State	29	33	7	44.8	28.6	76.5
Utah Valley State	21	41	9	37.1	27.8	71.4

## Game 8 • Dec. 5, 2005

**Sacramento State 106 • Long Beach State 94**  
Sacramento, Calif. • Hornets Nest (1,024)

LBS	FG	3FG	FT	RB	A	TO	BK	ST	PTS
Hawkins-f	3-11	2-6	0-0	4	0	3	0	0	8
Ricks-f	6-7	0-0	6-6	10	0	1	1	0	18
Hodges-g	5-14	5-11	0-0	4	3	0	0	1	15
Houston-g	3-8	0-2	2-2	0	6	3	0	0	8
Nixon-g	6-13	2-6	4-6	3	1	4	1	0	18
Darby	0-2	0-1	2-2	2	0	0	0	0	2
Henderson	8-13	1-1	6-8	2	2	3	0	1	23
Gant	0-1	0-0	0-0	0	0	1	0	0	0
Byrd	0-0	0-0	0-0	3	0	0	2	1	0
Dawson	1-1	0-0	0-0	2	0	2	0	0	2
Gallow	0-0	0-0	0-0	0	0	0	0	0	0
Freeman	0-1	0-0	0-0	3	0	0	0	0	0
Team				4					
<b>TOTALS</b>	<b>32-71</b>	<b>10-27</b>	<b>20-24</b>	<b>37</b>	<b>12</b>	<b>17</b>	<b>4</b>	<b>3</b>	<b>94</b>

SAC	FG	3FG	FT	RB	A	TO	BK	ST	PTS
Harris-f	9-14	1-3	6-8	3	2	2	1	1	25
Bausley	6-13	0-4	1-1	9	6	1	2	1	13
Adams-c	2-4	0-0	1-2	5	1	1	1	0	5
Hargrave-g	5-10	2-3	7-9	2	2	2	1	2	19
Freeman-g	5-8	0-0	7-7	3	5	2	0	0	17
Woods	0-5	0-1	0-0	5	0	0	0	1	0
Perry	0-1	0-0	0-0	1	0	1	0	0	0
Gilzene	0-2	0-1	1-2	4	2	1	1	0	1
Leath	6-11	2-4	0-0	2	3	1	0	0	14
Williams	2-3	0-0	2-2	4	0	2	0	1	6
Roberts	3-4	0-0	0-0	3	0	0	0	0	6
Lange	0-0	0-0	0-1	1	0	0	0	0	0
Team				5					
<b>TOTALS</b>	<b>38-75</b>	<b>5-16</b>	<b>25-32</b>	<b>46</b>	<b>22</b>	<b>12</b>	<b>7</b>	<b>6</b>	<b>106</b>

	1st	2nd	FG%	3PT%	FT%
Long Beach State	49	45	45.1	37.0	83.3
Sacramento State	47	59	50.7	31.3	78.1

## Game 9 • Dec. 8, 2005

**Sacramento State 64 • San Diego Christian 55**  
Sacramento, Calif. • Hornets Nest (682)

SDC	FG	3FG	FT	RB	A	TO	BK	ST	PTS
Sanchez-f	1-5	0-1	0-0	3	3	4	0	2	2
Tompkins-f	2-3	1-1	0-0	7	2	2	0	0	5
Gray-c	7-12	0-0	8-12	10	3	8	2	0	22
Hayes-g	6-18	2-8	0-0	9	0	4	0	1	14
Walker-g	2-9	0-2	6-6	5	3	4	0	4	10
Wall	0-3	0-1	0-0	1	1	3	0	0	0
Henderson	1-1	0-0	0-0	3	1	1	0	0	2
Trueman	0-2	0-0	0-0	2	0	0	0	0	0
Team				3					
<b>TOTALS</b>	<b>19-53</b>	<b>3-13</b>	<b>14-18</b>	<b>43</b>	<b>13</b>	<b>26</b>	<b>2</b>	<b>7</b>	<b>55</b>

SAC	FG	3FG	FT	RB	A	TO	BK	ST	PTS
Freeman-g	2-6	1-2	1-2	6	7	3	0	3	6
Hargrave-g	2-5	1-4	4-5	1	3	3	0	0	9
Harris-f	5-13	1-3	2-3	3	0	2	2	2	13
Bausley-f	8-15	0-4	2-3	7	1	4	1	6	18
Adams-c	0-0	0-0	0-0	3	1	1	1	0	0
Woods	2-4	1-3	0-0	2	1	1	1	1	5
Perry	0-2	0-1	0-0	1	1	0	0	0	0
Gilzene	0-0	0-0	0-0	1	0	0	0	0	0
Leath	1-3	0-1	1-2	1	0	0	1	3	3
Williams	3-6	0-0	0-0	3	1	1	1	1	6
Roberts	1-2	0-0	1-1	0	0	0	1	0	3
Lange	0-1	0-0	0-0	1	0	0	0	0	0
Beekman	0-3	0-1	1-2	3	1	1	0	0	1
Team				1					
<b>TOTALS</b>	<b>24-60</b>	<b>4-19</b>	<b>12-18</b>	<b>33</b>	<b>17</b>	<b>16</b>	<b>7</b>	<b>14</b>	<b>64</b>

	1st	2nd	FG%	3PT%	FT%
San Diego Christian	22	33	35.8	23.1	77.8
Sacramento State	33	31	40.0	21.1	66.7

## Game 10 • Dec. 11, 2005

**Boise State 70 • Sacramento State 61**  
Boise, Idaho • Taco Bell Arena (2,476)

SAC	FG	3FG	FT	RB	A	TO	BK	ST	PTS
Freeman-g	2-11	0-6	3-4	2	2	3	0	3	7
Hargrave-g	2-9	0-7	2-3	1	0	3	0	1	6
Harris-f	4-15	1-1	12-12	7	0	4	0	0	21
Bausley-f	5-14	3-6	2-2	10	3	1	2	1	15
Adams-c	1-1	0-0	0-0	3	0	0	0	0	2
Woods	3-9	1-6	0-0	5	1	1	0	0	7
Perry	0-2	0-0	0-0	2	0	0	0	0	0
Gilzene	0-0	0-0	0-0	1	0	0	0	0	0
Leath	0-0	0-0	0-0	0	0	0	0	0	0
Williams	0-0	0-0	0-0	2	0	1	1	0	0
Roberts	1-5	0-0	0-2	6	0	1	2	0	2
Lange	0-2	0-2	1-2	1	1	0	0	0	1
Beekman	0-0	0-0	0-0	0	0	0	0	0	0
Team				3					
<b>TOTALS</b>	<b>18-68</b>	<b>5-28</b>	<b>20-25</b>	<b>43</b>	<b>4</b>	<b>16</b>	<b>4</b>	<b>6</b>	<b>61</b>

BSU	FG	3FG	FT	RB	A	TO	BK	ST	PTS
Robinson-f	7-12	0-1	3-4	9	1	2	0	0	17
Banks-f	2-6	0-0	1-2	6	2	2	0	0	5
Lane-g	6-13	4-6	5-6	6	1	2	1	1	21
Karl-g	1-8	0-3	4-4	4	5	3	1	0	6
Bauscher-g	2-9	1-5	2-2	4	3	2	0	3	7
Thompson	0-0	0-0	0-0	0	0	0	0	0	0
Wilson	2-5	1-3	2-2	4	0	1	1	0	7
Lloyd	3-4	0-0	1-3	4	0	3	0	0	7
Tiedman	0-2	0-0	0-0	3	2	3	0	0	0
Team				5					



## Game 11 • Dec. 17, 2005

**Sacramento State 76 • Southern Utah 68**  
Cedar City, Utah • Centrum Arena (1,553)

SAC	FG	3FG	FT	RB	A	TO	BK	ST	PTS
Freeman-g	5-10	4-6	3-4	4	4	4	1	3	17
Hargrave-g	1-6	1-4	2-2	0	1	2	0	0	5
Harris-f	3-8	1-2	5-5	10	3	4	2	1	12
Bausley-f	4-12	0-4	0-0	7	3	2	0	5	8
Roberts-c	1-2	0-0	0-0	1	0	1	0	0	2
Adams	0-0	0-0	0-0	1	0	1	0	0	0
Woods	4-8	3-6	3-3	1	0	1	0	0	14
Perry	0-0	0-0	0-0	2	1	0	0	0	0
Gilzene	0-0	0-0	0-0	2	0	0	0	0	0
Leath	3-10	2-6	0-0	1	1	1	1	0	8
Williams	4-4	0-0	2-4	3	0	1	0	2	10
Lange	0-1	0-0	0-0	4	0	0	0	0	0
Beekman	0-0	0-0	0-0	0	0	0	0	0	0
Team				3					
<b>TOTALS</b>	<b>25-61</b>	<b>11-28</b>	<b>15-18</b>	<b>37</b>	<b>13</b>	<b>18</b>	<b>4</b>	<b>11</b>	<b>76</b>

SUU	FG	3FG	FT	RB	A	TO	BK	ST	PTS
Olsovskyc	6-7	0-0	1-2	5	1	1	1	0	13
Barnes-g	4-10	2-4	0-1	4	4	5	0	1	10
Allen-g	3-6	0-1	6-10	4	1	2	0	0	12
Janes, R.-f	0-6	0-4	0-0	6	7	0	0	3	0
Janes, N.-f	5-9	0-0	0-0	4	2	2	1	1	10
Uhegwu	3-6	1-2	2-3	2	0	1	0	1	9
Marek	0-0	0-0	0-0	0	0	0	0	0	0
Wood	0-0	0-0	0-0	0	0	0	0	0	0
Davis	0-0	0-0	0-0	0	0	0	0	0	0
Abraham	0-0	0-0	0-0	0	0	0	0	0	0
Bonzano	1-5	1-5	0-0	3	1	3	0	0	3
Bonfim	5-7	0-0	1-3	6	0	2	3	1	11
Team				2					
<b>TOTALS</b>	<b>27-56</b>	<b>4-16</b>	<b>10-19</b>	<b>36</b>	<b>16</b>	<b>16</b>	<b>5</b>	<b>7</b>	<b>68</b>

	1st	2nd	FG%	3PT%	FT%
Sacramento State	37	39	41.0	39.3	83.3
Southern Utah	28	40	48.2	25.0	52.6

## Game 12 • Dec. 20, 2005

**Sacramento State 80 • Cal Poly 59**  
Sacramento, Calif. • Hornets Nest (1,056)

CP	FG	3FG	FT	RB	A	TO	BK	ST	PTS
Henry-f	0-2	0-2	2-2	3	3	1	0	0	2
Stockalper-f	8-16	2-5	2-3	7	1	2	0	1	20
Stephenson-c	1-4	0-2	4-4	6	0	7	0	0	6
Clark-g	1-7	1-4	3-5	0	3	3	0	2	6
Sacci-g	0-1	0-0	0-0	1	2	2	0	1	0
Osborn	4-7	1-1	2-2	0	1	0	0	0	11
Thomas	2-5	0-1	2-2	2	1	1	0	0	6
McGinn	3-7	0-1	0-0	4	1	3	1	0	6
Thuro	0-1	0-0	2-4	5	1	0	0	0	2
Team				7					
<b>TOTALS</b>	<b>19-50</b>	<b>4-16</b>	<b>17-22</b>	<b>35</b>	<b>13</b>	<b>19</b>	<b>1</b>	<b>4</b>	<b>59</b>

SAC	FG	3FG	FT	RB	A	TO	BK	ST	PTS
Freeman-g	3-9	0-3	3-4	4	8	3	1	3	9
Hargrave-g	2-7	1-4	3-4	2	0	1	0	0	8
Harris-f	6-8	1-1	3-4	5	3	0	1	0	16
Bausley-f	3-10	0-4	1-2	4	3	3	0	5	7
Roberts-c	1-1	0-0	2-4	1	0	0	0	0	4
Adams	0-0	0-0	0-0	0	0	0	1	0	0
Woods	2-5	2-5	0-0	4	2	2	1	0	6
Perry	0-0	0-0	0-2	0	0	0	0	0	0
Gilzene	0-0	0-0	0-0	1	0	0	0	0	0
Leath	9-13	5-7	0-0	3	0	0	1	1	23
Williams	1-2	0-0	1-2	1	0	0	0	1	3
Lange	1-1	0-0	0-0	2	0	1	0	0	2
Beekman	1-2	0-0	0-0	2	0	0	1	0	2
Team				2					
<b>TOTALS</b>	<b>29-58</b>	<b>9-24</b>	<b>13-22</b>	<b>31</b>	<b>16</b>	<b>10</b>	<b>6</b>	<b>10</b>	<b>80</b>

	1st	2nd	FG%	3PT%	FT%
Cal Poly	31	28	38.0	25.0	77.3
Sacramento State	40	40	50.0	37.5	59.1

## Game 13 • Dec. 23, 2005

**UCLA 86 • Sacramento State 56**  
Los Angeles, Calif. • Pauley Pavilion (7,452)

SAC	FG	3FG	FT	RB	A	TO	BK	ST	PTS
Adams-c	0-0	0-0	0-0	0	0	1	0	0	0
Bausley-f	3-7	1-2	2-4	1	2	2	0	1	9
Harris-f	6-13	1-1	3-3	3	0	2	1	1	16
Hargrave-g	1-5	0-2	0-0	0	1	0	0	0	2
Freeman-g	3-9	1-4	0-0	2	3	2	0	3	7
Woods	1-7	0-4	0-0	1	1	0	1	0	2
Perry	0-0	0-0	0-0	0	0	0	0	0	0
Gilzene	0-1	0-0	0-0	1	0	0	0	0	0
Leath	3-10	2-7	3-3	1	1	1	0	3	11
Williams	3-11	0-1	0-0	3	1	0	0	1	6
Roberts	0-1	0-0	1-3	1	0	2	0	0	1
Lange	1-2	0-1	0-0	2	0	0	0	0	2
Beekman	0-1	0-0	0-0	3	0	1	0	0	0
Team				7					
<b>TOTALS</b>	<b>21-67</b>	<b>5-22</b>	<b>9-13</b>	<b>25</b>	<b>9</b>	<b>12</b>	<b>2</b>	<b>9</b>	<b>56</b>

UCLA	FG	3FG	FT	RB	A	TO	BK	ST	PTS
Bozeman-f	1-4	0-0	1-2	2	5	1	0	0	3
Mbah a Moute-f	6-9	0-1	1-1	11	2	3	1	0	13
Mata-c	3-3	0-0	0-0	7	0	0	4	1	6
Farmar-g	6-9	2-3	1-2	2	9	5	2	0	15
Afflalo-g	9-11	2-3	2-2	7	4	5	0	0	22
Collison	0-2	0-1	0-0	3	5	3	0	0	0
Robinson, D.	0-0	0-0	0-0	0	0	0	0	0	0
Rubin	0-0	0-0	0-0	1	2	0	0	0	0
Wright	4-4	0-0	0-0	1	0	1	0	0	8
Aboya	6-7	0-1	0-1	2	0	2	1	0	12
Roll	1-3	1-3	2-2	2	0	1	0	0	5
Kim	0-0	0-0	0-0	0	0	0	0	0	0
Fey	1-3	0-0	0-0	3	0	0	0	0	0
Robinson, N.	0-0	0-0	0-0	0	1	0	0	0	0
Team				2					
<b>TOTALS</b>	<b>37-55</b>	<b>5-12</b>	<b>7-10</b>	<b>43</b>	<b>28</b>	<b>21</b>	<b>8</b>	<b>1</b>	<b>86</b>

	1st	2nd	FG%	3PT%	FT%
Sacramento State	28	28	31.3	22.7	69.2
UCLA	42	44	67.3	41.7	70.0

## Game 14 • Dec. 29, 2005

**Sacramento State 79 • Denver 65**  
Sacramento, Calif. • Hornets Nest (805)

DEN	FG	3FG	FT	RB	A	TO	BK	ST	PTS
Kummer-f	2-7	0-0	0-0	4	3	1	0	0	4
Nicholson-c	9-15	0-0	5-6	14	1	2	3	0	23
Walker-g	3-10	1-5	0-0	3	1	3	0	0	7
Wetrich-g	0-2	0-0	0-0	1	2	2	0	1	0
Carpenter-g	4-10	0-2	8-12	6	5	2	0	1	16
Porch	3-7	0-0	0-0	5	0	2	0	0	6
Giometti	0-0	0-0	0-0	0	0	0	0	0	0
Cox	2-3	2-3	1-4	4	3	5	1	0	7
Gordon	0-0	0-0	0-0	1	0	0	0	0	0
Seeger	1-2	0-1	0-0	1	0	0	0	0	2
Oliver	0-0	0-0	0-0	0	0	0	0	0	0
Team				1					
<b>TOTALS</b>	<b>24-56</b>	<b>3-11</b>	<b>14-22</b>	<b>40</b>	<b>15</b>	<b>17</b>	<b>4</b>	<b>2</b>	<b>65</b>

SAC	FG	3FG	FT	RB	A	TO	BK	ST	PTS
Bausley-f	5-10	2-6	0-0	4	2	2	1	1	12
Perry-c	0-1	0-1	0-2	1	0	0	1	0	0
Woods-g	2-3	1-2	0-0	0	0	1	0	1	5
Freeman-g	8-15	3-5	2-2	4	3	1	0	5	21
Harris-g	8-16	0-2	6-8	10	4	3	1	1	22
Hargrave	1-5	1-2	0-0	1	2	0	0	1	3
Adams	0-0	0-0	0-0	0	0	0	0	0	0
Gilzene	0-1	0-0	0-0	1	0	0	0	0	0
Leath	3-10	2-6	0-0	4	2	0	1	0	8
Williams	0-0	0-0	0-0	0	0	1	0	1	0
Roberts	1-1	0-0	0-0	0	0	0	0	0	2
Lange	1-2	0-0	0-0	0	1	0	0	0	2
Beekman	2-3	0-1	0-0	4	0	0	3	0	4
Team				4					
<b>TOTALS</b>	<b>31-67</b>	<b>9-25</b>	<b>8-12</b>	<b>33</b>	<b>14</b>	<b>8</b>	<b>7</b>	<b>10</b>	<b>79</b>

	1st	2nd	FG%	3PT%	FT%
Denver	25	40	42.9	27.3	63.6
Sacramento State	37	42	46.3	36.0	66.7



## Game 15 • Jan. 5, 2006

**Sacramento State 76 • Portland State 60**  
Sacramento, Calif. • Hornets Nest (1,122)

PSU	FG	3FG	FT	RB	A	TO	BK	ST	PTS
Kamara-f	7-11	1-1	2-3	2	1	2	0	0	17
Hollist-f	2-4	0-2	0-0	5	5	3	0	1	4
Washington-c	1-8	0-0	2-2	3	0	2	1	0	4
Sommer-g	0-1	0-0	0-0	1	2	5	0	0	0
Schroeder-g	3-6	1-3	1-2	7	3	1	0	2	8
Neeley	3-6	2-2	2-3	3	7	1	0	10	10
Locke	1-3	1-3	0-0	3	0	0	0	1	3
Scorners	2-4	0-0	3-5	2	0	2	1	0	7
Mara	0-2	0-1	0-1	1	0	0	0	0	0
Morrison	3-5	0-0	1-4	5	0	2	0	1	7
Team				6					
<b>TOTALS</b>	<b>22-50</b>	<b>5-12</b>	<b>11-20</b>	<b>38</b>	<b>14</b>	<b>24</b>	<b>3</b>	<b>5</b>	<b>60</b>

SAC	FG	3FG	FT	RB	A	TO	BK	ST	PTS
Bausley-f	8-16	3-6	2-2	7	5	1	0	2	21
Perry-c	0-1	0-0	0-0						



## Game 16 • Jan. 7, 2006

**Sacramento State 88 • Eastern Wash. 69**  
Sacramento, Calif. • Hornets Nest (1,132)

EWU	FG	3FG	FT	RB	A	TO	BK	ST	PTS
Beitinger-f	1-6	0-0	3-8	8	1	1	1	1	5
Williams-f	1-5	0-0	4-4	6	1	2	0	0	6
Butorac-c	4-6	0-0	8-12	4	0	1	1	0	16
Stuckey-g	8-19	1-5	4-8	3	1	7	0	4	21
Smith-g	2-6	0-0	1-1	3	0	3	0	1	5
Penoncello	2-4	2-3	5-5	1	2	3	0	1	11
Bekkering	0-0	0-0	0-0	0	0	2	0	0	0
Humphrey	0-0	0-0	0-0	1	0	1	0	0	0
Zumwalt	1-2	1-2	0-0	0	1	0	0	0	3
Risper	1-2	0-0	0-0	10	0	3	1	0	2
Team				4					
<b>TOTALS</b>	<b>20-50</b>	<b>4-10</b>	<b>25-40</b>	<b>40</b>	<b>6</b>	<b>23</b>	<b>3</b>	<b>7</b>	<b>69</b>

SAC	FG	3FG	FT	RB	A	TO	BK	ST	PTS
Bausley-f	6-11	1-2	2-4	11	3	1	1	6	15
Perry-c	1-1	0-0	1-2	1	0	0	0	0	3
Hargrave-g	2-11	0-7	2-2	2	1	1	0	3	6
Woods-g	3-5	1-2	0-0	3	0	2	1	1	7
Freeman-g	7-10	2-4	7-7	3	6	1	0	4	23
Adams	0-0	0-0	0-0	0	0	0	0	0	0
Gilzene	1-2	0-0	0-0	0	0	1	0	0	2
Leath	7-14	3-8	5-6	5	0	1	1	0	22
Williams	0-2	0-0	0-0	1	0	0	1	0	0
Roberts	2-4	0-0	2-2	3	0	1	0	2	6
Lange	2-4	0-0	0-0	3	1	1	1	0	4
Beekman	0-2	0-0	0-0	2	0	0	0	0	0
Team				4					
<b>TOTALS</b>	<b>31-66</b>	<b>7-23</b>	<b>19-23</b>	<b>38</b>	<b>11</b>	<b>9</b>	<b>5</b>	<b>16</b>	<b>88</b>

	1st	2nd	FG%	3PT%	FT%
Eastern Washington	32	37	40.0	40.0	62.5
Sacramento State	53	35	47.0	30.4	82.6



## Game 17 • Jan. 12, 2006

**Sacramento State 107 • Idaho State 106**  
Pocatello, Idaho • Reed Gym (2,182)

SAC	FG	3FG	FT	RB	A	TO	BK	ST	PTS
Bausley-f	8-9	3-3	3-4	3	4	0	1	0	22
Perry-c	1-1	0-0	2-2	1	0	0	0	0	4
Hargrave-g	1-6	0-2	2-2	0	3	0	0	0	4
Woods-g	7-11	6-8	0-2	2	1	1	0	1	20
Freeman-g	8-19	2-5	9-10	2	12	6	0	5	27
Adams	0-1	0-0	0-0	1	0	0	0	0	0
Gilzene	0-0	0-0	0-0	0	0	0	0	0	0
Leath	5-10	3-7	0-0	0	1	1	0	1	13
Williams	4-4	0-0	0-0	3	0	0	1	1	8
Roberts	0-2	0-0	0-0	1	0	1	0	0	0
Lange	2-3	0-1	0-0	3	0	0	2	0	4
Beekman	2-2	0-0	1-1	3	0	0	0	0	5
Team				0		1			
<b>TOTALS</b>	<b>38-68</b>	<b>14-26</b>	<b>17-21</b>	<b>19</b>	<b>21</b>	<b>10</b>	<b>4</b>	<b>8</b>	<b>107</b>

ISU	FG	3FG	FT	RB	A	TO	BK	ST	PTS
Kinghorn-f	4-5	0-0	3-3	3	0	2	1	3	11
Millien-f	9-13	0-0	13-18	9	0	4	1	1	31
Winters-c	5-9	0-0	6-6	8	1	1	1	1	16
Henry-g	4-8	2-4	2-2	4	5	3	0	0	12
Schroeder-g	5-8	1-4	2-2	5	1	3	0	1	13
Abdul-Ahad	4-5	4-5	6-6	2	4	3	0	0	18
Baumgartner	2-3	1-2	0-0	0	4	3	0	1	5
Jones	0-0	0-0	0-0	0	0	0	0	0	0
Stucki	0-0	0-0	0-0	1	1	0	0	0	0
Stevens	0-0	0-0	0-0	0	0	0	0	0	0
Team				2					
<b>TOTALS</b>	<b>33-51</b>	<b>8-15</b>	<b>32-37</b>	<b>34</b>	<b>16</b>	<b>19</b>	<b>3</b>	<b>7</b>	<b>106</b>

	1st	2nd	FG%	3PT%	FT%
Sacramento State	55	52	55.9	53.8	81.0
Idaho State	44	62	64.7	53.3	86.5

## Game 18 • Jan. 14, 2006

**Sacramento State 73 • Weber State 66**  
Ogden, Utah • Dee Events Center (4,898)

SAC	FG	3FG	FT	RB	A	TO	BK	ST	PTS
Woods-f	3-5	2-4	0-0	2	2	0	1	0	8
Bausley-f	4-9	0-2	3-4	5	0	2	0	1	11
Perry-c	1-1	0-0	0-0	1	0	1	0	0	2
Hargrave-g	2-10	2-9	3-3	2	2	2	0	0	9
Freeman-g	3-10	1-6	2-4	3	5	1	0	4	9
Adams	0-0	0-0	0-0	0	0	0	0	0	0
Gilzene	1-2	0-0	1-1	3	0	0	0	0	2
Leath	8-17	4-8	2-2	1	0	1	0	2	22
Williams	4-4	0-0	2-2	4	0	1	1	2	10
Roberts	0-1	0-0	0-0	0	0	0	0	0	0
Lange	0-1	0-0	0-0	0	1	1	0	0	0
Beekman	0-0	0-0	0-0	0	0	0	0	0	0
Team				2					
<b>TOTALS</b>	<b>26-60</b>	<b>9-29</b>	<b>12-16</b>	<b>23</b>	<b>10</b>	<b>9</b>	<b>2</b>	<b>9</b>	<b>73</b>

WSU	FG	3FG	FT	RB	A	TO	BK	ST	PTS
Riggs-f	5-6	0-1	2-2	11	1	4	0	0	12
Patten-f	6-7	0-0	3-3	5	1	2	1	1	15
Burris-c	3-4	1-1	4-6	5	1	5	0	0	11
Covington-g	1-6	0-1	0-0	0	2	7	0	1	2
Stovall-g	3-6	1-3	5-6	6	1	1	0	1	12
Shelton	0-1	0-0	2-2	2	2	0	0	0	2
Cox	1-3	0-2	0-0	1	3	1	0	0	2
Pajevic	0-2	0-0	4-6	2	0	0	0	0	4
Henry	2-8	0-2	2-2	6	0	2	0	1	6
Team				0					
<b>TOTALS</b>	<b>21-43</b>	<b>2-10</b>	<b>22-27</b>	<b>38</b>	<b>11</b>	<b>22</b>	<b>1</b>	<b>4</b>	<b>66</b>

	1st	2nd	FG%	3PT%	FT%
Sacramento State	27	46	43.3	31.0	75.0
Weber State	24	42	48.8	20.0	81.5

## Game 19 • Jan. 19, 2006

**Montana State 78 • Sacramento State 75**  
Sacramento, Calif. • Hornets Nest (1,208)

MSU	FG	3FG	FT	RB	A	TO	BK	ST	PTS
Dissly-f	3-6	0-1	0-0	7	2	0	0	0	6
Moss-f	1-3	0-1	9-12	3	6	6	0	1	11
Beye-c	4-5	0-0	0-2	3	1	1	1	0	8
Durham-g	2-6	2-5	2-2	6	4	1	0	2	8
Jefferson-g	9-16	4-7	0-0	5	2	7	1	1	22
Wilson	1-1	0-0	3-4	0	1	0	0	0	5
Edmonds	4-10	2-6	1-2	6	1	1	0	0	11
Durr	1-2	1-1	0-0	1	1	2	0	0	3
Morris	2-3	0-0	0-2	1	0	0	0	0	4
Team				7					
<b>TOTALS</b>	<b>27-52</b>	<b>9-21</b>	<b>15-24</b>	<b>39</b>	<b>18</b>	<b>18</b>	<b>2</b>	<b>4</b>	<b>78</b>

SAC	FG	3FG	FT	RB	A	TO	BK	ST	PTS
Bausley-f	3-10	1-4	7-10	5	3	1	2	3	14
Perry-c	4-5	1-2	0-0	2	0	1	0	0	9
Hargrave-g	3-6	2-4	0-2	1	2	2	0	1	8
Woods-g	7-16	3-9	3-4	3	1	0	0	2	20
Freeman-g	1-10	1-6	4-4	5	8	4	0	3	7
Adams	0-0	0-0	0-0	0	0	1	0	0	0
Gilzene	0-0	0-0	0-0	2	0	0	0	0	0
Leath	2-10	2-10	0-0	3	2	2	0	0	6
Williams	1-2	0-0	2-2	2	0	0	0	1	4
Roberts	2-3	0-0	2-2	5	0	0	1	1	6
Lange	0-0	0-0	0-0	2	1	0	0	0	0
Beekman	0-1	0-0	1-2	0	0	0	0	1	1
Team				4					
<b>TOTALS</b>	<b>23-63</b>	<b>10-35</b>	<b>19-26</b>	<b>34</b>	<b>17</b>	<b>10</b>	<b>4</b>	<b>12</b>	<b>75</b>

	1st	2nd	FG%	3PT%	FT%
Montana State	29	49	51.9	42.9	62.5
Sacramento State	32	43	36.5	28.6	73.1

## Game 20 • Jan. 21, 2006

**Montana 73 • Sacramento State 71**  
Sacramento, Calif. • Hornets Nest (1,279)

UM	FG	3FG	FT	RB	A	TO	BK	ST	PTS
Dlouhy-f	1-9	0-4	0-0	4	2	1	0	0	2
Strait-f	11-15	0-0	3-4	9	3	1	1	1	25
Hasquet-c	1-1	0-0	0-0	0	0	1	0	0	2
Criswell-g	4-9	2-6	4-4	4	3	3	0	0	14
Matthews-g	4-6	1-2	3-4	3	4	7	1	1	12
Ellis	4-6	1-1	0-0	1	2	5	0	4	9
Martin	3-4	1-1	0-0	0	3	0	0	0	7
Mayes	0-0	0-0	0-0	2	1	1	0	0	0
Sharp	0-0	0-0	2-2	2	0	0	0	0	2
Team				9					
<b>TOTALS</b>	<b>28-50</b>	<b>5-14</b>	<b>12-14</b>	<b>34</b>	<b>18</b>	<b>19</b>	<b>2</b>	<b>6</b>	<b>73</b>

SAC	FG	3FG	FT	RB	A	TO	BK	ST	PTS
Bausley-f	5-12	1-5	6-9	4	1	0	1	4	17
Perry-c	1-2	0-0	0-0	0	0	0	0	0	2
Hargrave-g	1-3	1-2	2-2	1	0	0	0	0	5
Woods-g	2-4	1-3	0-0	1	2	0	1	0	5
Freeman-g	1-10	0-4	6-6	0	6	5	0	4	8
Adams	0-1	0-0	0-0	1	0	0	0	0	0
Gilzene	0-0	0-0	0-0	1	0	0	0	0	0
Harris	7-13	0-0	7-9	9	1	4	0	2	21
Leath	2-8	1-3	0-0	3	2	0	0	1	5
Williams	2-5	0-0	0-0	3	0	0	0	0	4
Roberts	1-1	0-0	0-0	1	0	0	1	0	2
Lange	1-1	0-0	0-0	1	0	0	1	1	2
Beekman	0-0	0-0	0-0	0	0	0	0	0	0
Team				2					



## Game 21 • Jan. 28, 2006

**Northern Arizona 89 • Sacramento State 83**  
Flagstaff, Ariz. • Walkup Skydome (4,198)

SAC	FG	3FG	FT	RB	A	TO	BK	ST	PTS
Williams-f	3-4	0-0	1-3	1	0	1	0	2	7
Bausley-f	11-15	2-4	4-5	4	0	2	0	2	28
Hargrave-g	1-4	1-2	7-8	1	0	3	0	1	10
Woods-g	2-6	1-2	0-0	0	0	0	0	1	5
Freeman-g	5-14	3-6	4-4	1	4	3	0	3	17
Adams	0-0	0-0	0-0	1	0	0	0	0	0
Perry	0-0	0-0	0-0	0	0	0	0	0	0
Gilzene	0-0	0-0	2-2	0	0	0	0	0	2
Harris	1-4	0-1	3-4	0	1	0	1	1	5
Leath	1-6	0-2	4-4	4	2	1	0	2	6
Roberts	1-1	0-0	0-0	1	0	1	0	0	2
Lange	0-4	0-2	0-0	2	0	2	0	0	0
Beekman	0-0	0-0	1-2	0	0	0	1	0	1
Team				2					
<b>TOTALS</b>	<b>25-58</b>	<b>7-19</b>	<b>26-32</b>	<b>17</b>	<b>7</b>	<b>13</b>	<b>2</b>	<b>12</b>	<b>83</b>

NAU	FG	3FG	FT	RB	A	TO	BK	ST	PTS
McCurdy-f	4-6	0-0	7-8	10	0	3	3	0	15
Boykin-f	3-8	0-0	9-10	11	4	5	0	1	15
Bazy-g	5-6	1-1	8-10	2	1	3	0	1	19
Wilson-g	3-5	1-3	3-4	3	5	5	0	0	10
Golob-g	4-8	0-2	1-2	6	4	3	0	0	9
Van Patten	0-0	0-0	0-0	0	0	1	0	0	0
Seckold	0-1	0-1	1-3	0	0	0	0	1	1
Sir	4-8	3-7	0-0	2	1	3	0	0	11
Landry	2-3	0-0	5-6	4	0	2	1	1	9
Hensley	0-0	0-0	0-0	1	0	0	0	0	0
Team				3					
<b>TOTALS</b>	<b>25-45</b>	<b>5-14</b>	<b>34-43</b>	<b>42</b>	<b>15</b>	<b>25</b>	<b>4</b>	<b>4</b>	<b>89</b>

	1st	2nd	FG%	3PT%	FT%
Sacramento State	35	48	43.1	36.8	81.3
Northern Arizona	39	50	55.6	35.7	79.1

## Game 22 • Feb. 2, 2006

**Eastern Wash. 87 • Sacramento State 75**  
Cheney, Wash. • Reese Court (2,330)

SAC	FG	3FG	FT	RB	A	TO	BK	ST	PTS
Harris-f	8-11	0-1	5-7	8	2	2	0	0	21
Bausley-f	7-14	0-2	0-0	7	2	1	0	2	14
Lange-c	0-4	0-0	1-2	3	1	0	1	0	1
Woods-g	2-4	0-1	0-0	1	0	1	0	1	4
Freeman-g	5-9	2-5	2-3	3	6	2	0	1	14
Hargrave	1-4	1-1	3-4	1	1	2	0	2	6
Adams	0-0	0-0	0-0	1	0	0	0	0	0
Perry	1-2	0-0	0-0	1	0	0	0	1	2
Gilzene	0-0	0-0	0-0	0	0	0	0	0	0
Leath	3-7	3-5	1-2	1	0	2	0	1	10
Williams	0-2	0-0	0-0	1	1	2	1	0	0
Roberts	1-3	0-0	1-4	3	0	0	0	0	3
Beekman	0-0	0-0	0-0	0	0	0	0	0	0
Team				4					
<b>TOTALS</b>	<b>28-60</b>	<b>6-15</b>	<b>13-22</b>	<b>34</b>	<b>13</b>	<b>12</b>	<b>2</b>	<b>8</b>	<b>75</b>

EWU	FG	3FG	FT	RB	A	TO	BK	ST	PTS
Penoncella-f	6-10	4-5	2-2	5	1	2	1	0	18
Williams-f	3-8	1-1	0-0	8	2	2	0	1	7
Butorac-c	4-5	0-0	5-9	4	0	1	3	0	13
Stucky-g	7-18	1-5	12-14	5	5	1	1	0	27
Smith-g	5-9	3-5	5-6	3	5	3	2	2	18
Humphrey	1-1	0-0	0-2	3	6	2	0	0	2
Zumwalt	0-0	0-0	0-0	0	0	0	0	0	0
Beitinger	0-3	0-1	0-0	2	1	0	0	0	0
Risper	1-3	0-0	0-0	6	1	1	0	1	2
Team				0					
<b>TOTALS</b>	<b>27-57</b>	<b>9-17</b>	<b>24-33</b>	<b>36</b>	<b>21</b>	<b>12</b>	<b>7</b>	<b>4</b>	<b>87</b>

	1st	2nd	FG%	3PT%	FT%
Sacramento State	33	42	46.7	40.0	59.1
Eastern Washington	38	49	47.4	52.9	72.7

## Game 23 • Feb. 4, 2006

**Sacramento State 68 • Portland State 65**  
Portland, Ore. • Stott Center (1,017)

SAC	FG	3FG	FT	RB	A	TO	BK	ST	PTS
Bausley-f	4-11	0-1	0-0	3	2	2	0	2	8
Harris-f	3-7	0-2	3-5	1	2	2	1	1	9
Adams-c	0-1	0-0	0-0	0	0	0	1	1	0
Woods-g	6-10	2-4	2-2	3	1	0	0	1	16
Freeman-g	4-8	3-6	1-3	2	2	4	0	2	12
Hargrave	5-11	2-5	1-2	2	4	2	0	2	13
Gilzene	1-4	0-0	1-2	1	0	0	0	0	3
Leath	1-3	0-1	0-0	3	0	1	0	0	2
Williams	1-3	0-0	1-2	4	1	0	1	0	3
Roberts	1-1	0-0	0-0	2	1	0	0	0	2
Team				8					
<b>TOTALS</b>	<b>26-59</b>	<b>7-19</b>	<b>9-16</b>	<b>29</b>	<b>13</b>	<b>11</b>	<b>3</b>	<b>9</b>	<b>68</b>

PSU	FG	3FG	FT	RB	A	TO	BK	ST	PTS
Kamara-f	5-10	2-5	3-4	9	0	3	2	0	15
Hollist-f	2-4	0-0	0-0	0	3	5	3	1	4
Washington-c	5-9	0-0	3-5	5	3	3	0	0	13
Sommer-g	3-7	1-2	2-2	3	2	2	0	1	9
Schroeder-g	1-7	1-6	0-0	6	3	2	0	1	3
Neeley	3-6	1-1	3-5	3	1	2	0	3	10
Locke	2-3	2-3	0-0	2	0	0	0	0	6
Scorners	0-0	0-0	0-0	0	0	0	0	0	0
Mara	0-3	0-2	0-1	3	0	1	0	0	0
Morrison	1-3	0-0	3-4	6	2	0	1	1	5
Team				4					
<b>TOTALS</b>	<b>22-52</b>	<b>7-19</b>	<b>14-21</b>	<b>41</b>	<b>14</b>	<b>18</b>	<b>6</b>	<b>7</b>	<b>65</b>

	1st	2nd	FG%	3PT%	FT%
Sacramento State	35	33	44.1	36.8	56.3
Portland State	33	32	42.3	36.8	66.7

## Game 24 • Feb. 9, 2006

**Weber State 76 • Sacramento State 73 (ot)**  
Sacramento, Calif. • Hornets Nest (989)

WSU	FG	3FG	FT	RB	A	TO	BK	ST	PTS
Riggs-f	8-17	0-0	2-4	12	1	3	2	0	18
Burris-f	0-4	0-2	1-2	4	1	1	0	2	1
Pajevic-c	6-12	0-0	0-1	6	3	0	1	0	12
Cox-g	2-2	0-0	0-0	1	1	2	0	3	4
Stovall-g	6-11	3-5	4-4	1	1	3	0	0	19
Shelton	1-1	0-0	4-5	3	0	2	0	0	6
Covington	4-6	0-1	2-2	5	3	6	1	1	10
Henry	1-4	0-0	0-0	3	0	0	0	0	2
Patten	0-6	0-0	4-4	7	2	2	0	1	4
Team				3					
<b>TOTALS</b>	<b>28-63</b>	<b>3-8</b>	<b>17-22</b>	<b>45</b>	<b>12</b>	<b>19</b>	<b>4</b>	<b>7</b>	<b>76</b>

SAC	FG	3FG	FT	RB	A	TO	BK	ST	PTS
Harris-f	3-12	0-0	2-6	6	4	2	1	1	8
Bausley-f	5-7	0-1	4-7	8	2	4	0	0	14
Adams-c	0-2	0-0	0-0	2	0	0	0	0	0
Woods-g	6-13	2-6	0-0	5	0	0	1	1	14
Freeman-g	2-9	1-5	0-2	7	7	3	0	1	5
Hargrave	1-4	1-1	2-2	0	2	1	0	3	5
Perry	0-0	0-0	0-0	0	0	0	0	0	0
Gilzene	0-0	0-0	0-0	1	0	0	0	0	0
Leath	5-8	2-4	0-0	0	1	1	0	0	12
Williams	0-1	0-0	0-0	0	1	0	1	3	0
Roberts	3-5	0-0	2-2	4	1	1	1	1	8
Lange	2-4	0-2	3-3	1	0	1	1	0	7
Team				2					
<b>TOTALS</b>	<b>27-65</b>	<b>6-19</b>	<b>13-22</b>	<b>36</b>	<b>18</b>	<b>13</b>	<b>5</b>	<b>10</b>	<b>73</b>

	1st	2nd	ot	FG%	3PT%	FT%
Weber State	28	36	12	44.4	37.5	77.3
Sacramento State	39	25	9	41.5	31.6	59.1



## Game 25 • Feb. 11, 2006

**Idaho State 72 • Sacramento State 71**  
Sacramento, Calif. • Hornets Nest (1,088)

ISU	FG	3FG	FT	RB	A	TO	BK	ST	PTS
Kinghorn-f	2-5	0-2	0-0	4	1	2	0	0	4
Millien-f	8-18	0-0	3-7	7	2	1	3	0	19
Winters-c	5-6	0-0	2-2	14	0	8	0	0	12
Henry-g	3-8	2-4	4-5	3	2	1	0	1	12
Schroeder-g	5-9	2-5	5-5	6	2	4	0	2	17
Abdul-Ahad	3-5	2-3	0-0	2	9	5	0	2	8
Baumgartner	0-1	0-1	0-0	0	0	0	0	0	0
Stucki	0-3	0-0	0-0	1	0	0	0	0	0
Stevens	0-1	0-0	0-0	1	0	0	0	0	0
Team				3					
<b>TOTALS</b>	<b>26-56</b>	<b>6-15</b>	<b>14-19</b>	<b>41</b>	<b>16</b>	<b>21</b>	<b>3</b>	<b>5</b>	<b>72</b>

SAC	FG	3FG	FT	RB	A	TO	BK	ST	PTS
Bausley-f	4-8	0-0	1-2	5	0	2	0	1	9
Adams-c	0-0	0-0	0-0	2	0	1	0	0	0
Hargrave-g	2-7	0-2	0-0	1	1	1	0	1	4
Woods-g	1-9	0-3	2-2	5	1	2	0	0	4
Freeman-g	4-7	0-2	3-5	3	11	5	0	7	11
Perry	0-0	0-0	0-0	1	0	0	0	0	0
Gilzene	0-0	0-0	0-0	0	0	0	0	0	0
Harris	4-8	0-0	1-2	4	1	0	0	0	9
Leath	8-18	4-12	6-6	3	1	1	0	0	26
Williams	4-6	0-0	0-0	2	1	0	1	0	8
Roberts	0-0	0-0	0-0	2	0	0	2	0	0
Lange	0-1	0-0	0-0	1	0	0	0	0	0
Beekman	0-0	0-0	0-0	0	0	0	0	0	0
Team				3					
<b>TOTALS</b>	<b>27-64</b>								



## Game 26 • Feb. 15, 2006

**Montana 84 • Sacramento State 79**  
Missoula, Mont. • Dahlberg Arena (4,121)

SAC	FG	3FG	FT	RB	A	TO	BK	ST	PTS
Bausley-f	7-13	3-5	3-8	10	0	4	1	1	20
Adams-c	0-0	0-0	0-0	0	0	0	0	0	0
Hargrave-g	2-9	0-3	5-6	3	1	1	0	2	9
Woods-g	2-6	1-2	0-0	1	1	0	1	0	5
Freeman-g	4-12	1-3	1-2	7	1	4	0	0	10
Perry	0-0	0-0	0-0	0	0	0	0	0	0
Gilzene	5-7	0-0	0-0	7	0	0	1	1	10
Harris	5-13	0-0	6-6	12	0	1	0	0	16
Leath	2-7	0-2	2-2	1	1	2	0	1	6
Williams	1-2	0-0	1-2	4	0	1	1	1	4
Roberts	0-0	0-0	0-0	0	0	0	0	0	0
Lange	0-1	0-0	0-0	0	0	1	0	0	0
Beekman	0-0	0-0	0-0	0	0	0	0	0	0
Team				2					
<b>TOTALS</b>	<b>28-69</b>	<b>5-15</b>	<b>18-26</b>	<b>47</b>	<b>4</b>	<b>14</b>	<b>4</b>	<b>6</b>	<b>79</b>

UM	FG	3FG	FT	RB	A	TO	BK	ST	PTS
Hasquet-f	3-6	0-1	2-4	8	2	0	1	0	8
Dlouhy-f	5-10	1-2	2-2	6	0	2	2	0	13
Strait-c	10-18	0-0	5-8	10	0	2	0	1	25
Criswell-g	8-15	3-9	9-9	8	4	1	0	2	28
Matthews-g	0-3	0-1	1-2	2	2	2	0	0	1
Swift	0-0	0-0	0-0	0	0	1	0	0	0
Ellis	1-2	0-0	3-7	0	4	2	0	1	5
Martin	1-5	1-5	1-2	1	2	0	0	2	4
Mayer	0-5	0-1	0-0	1	1	0	0	0	0
Chavez	0-1	0-0	0-0	0	0	0	1	0	0
Sharp	0-0	0-0	0-0	2	0	0	3	0	0
Team				3					
<b>TOTALS</b>	<b>28-65</b>	<b>5-19</b>	<b>23-34</b>	<b>41</b>	<b>15</b>	<b>11</b>	<b>7</b>	<b>6</b>	<b>84</b>

	1st	2nd	FG%	3PT%	FT%
Sacramento State	36	43	40.6	33.3	69.2
Montana	40	44	43.1	26.3	67.6

## Game 27 • Feb. 25, 2006

**Northern Arizona 92 • Sacramento State 72**  
Sacramento, Calif. • Hornets Nest (1,301)

NAU	FG	3FG	FT	RB	A	TO	BK	ST	PTS
Boykin-f	9-12	0-0	3-4	5	0	6	1	0	21
McCurdy-c	3-3	0-0	5-8	5	0	0	0	0	11
Bazy-g	2-7	0-1	9-10	4	3	3	0	3	13
Wilson-g	0-3	0-1	5-6	1	10	4	1	0	5
Golob-g	6-12	3-6	0-0	6	3	1	1	2	15
Van Patten	0-0	0-0	0-0	0	1	0	0	0	0
Seckold	0-0	0-0	0-0	0	1	1	0	0	0
Sir	3-3	3-3	0-0	0	2	0	0	0	9
Landry	3-5	0-0	10-11	6	1	1	0	0	16
Hensley	1-2	0-0	0-0	1	0	0	0	0	2
Team				4					
<b>TOTALS</b>	<b>27-47</b>	<b>6-11</b>	<b>32-39</b>	<b>21</b>	<b>16</b>	<b>3</b>	<b>5</b>	<b>92</b>	

SAC	FG	3FG	FT	RB	A	TO	BK	ST	PTS
Lange-f	0-0	0-0	0-0	2	0	0	0	0	0
Perry-c	1-1	0-0	0-0	0	0	0	0	0	2
Woods-g	3-8	0-2	0-0	4	1	1	0	0	6
Freeman-g	2-8	0-1	6-7	1	4	4	0	3	10
Harris-g	4-10	1-1	7-8	3	1	1	1	0	16
Hargrave	3-8	2-3	4-4	2	0	2	0	1	12
Adams	0-0	0-0	0-2	1	1	1	0	0	0
Gilzene	0-0	0-0	0-0	2	0	0	1	0	0
Leath	2-4	2-2	0-0	0	0	2	0	1	6
Williams	1-2	0-0	0-0	1	0	2	0	2	2
Bausley	5-9	0-1	2-4	4	2	4	0	3	12
Roberts	2-3	0-0	0-0	1	1	0	0	0	4
Beekman	1-4	0-0	0-0	3	0	0	1	0	2
Team				2					
<b>TOTALS</b>	<b>24-57</b>	<b>5-10</b>	<b>19-25</b>	<b>26</b>	<b>10</b>	<b>15</b>	<b>5</b>	<b>8</b>	<b>72</b>

	1st	2nd	FG%	3PT%	FT%
Northern Arizona	48	44	57.4	54.5	82.1
Sacramento State	36	36	42.1	50.5	76.0

## Game 28 • Feb. 27, 2006

**Montana State 75 • Sacramento State 70**  
Bozeman, Mont. • Worthington Arena (3,417)

SAC	FG	3FG	FT	RB	A	TO	BK	ST	PTS
Perry-f	2-5	0-1	1-3	6	0	1	1	0	5
Bausley-f	4-10	2-3	0-2	4	2	1	1	2	10
Harris-g	2-10	0-1	3-8	7	2	3	1	1	7
Woods-g	6-9	1-4	1-4	3	0	1	1	3	14
Freeman-g	0-6	0-4	0-0	8	6	3	0	2	0
Hargrave	0-1	0-1	4-5	2	0	1	0	0	4
Adams	0-0	0-0	0-0	0	0	0	0	0	0
Gilzene	0-0	0-0	0-0	1	0	0	0	0	0
Leath	9-20	3-10	2-2	2	0	0	0	2	23
Williams	2-4	0-0	1-3	5	0	0	1	0	5
Roberts	0-1	0-0	2-2	3	0	1	0	0	2
Lange	0-0	0-0	0-0	1	0	0	0	0	0
Beekman	0-0	0-0	0-0	0	0	0	0	0	0
Team				3					
<b>TOTALS</b>	<b>25-66</b>	<b>6-24</b>	<b>14-29</b>	<b>45</b>	<b>10</b>	<b>11</b>	<b>5</b>	<b>10</b>	<b>70</b>

MSU	FG	3FG	FT	RB	A	TO	BK	ST	PTS
Dissly-f	1-4	1-3	0-0	5	1	0	0	0	3
Moss-f	2-3	0-0	0-3	5	1	2	0	0	4
Beye-c	4-9	0-0	8-13	7	1	1	2	0	16
Durham-g	1-5	0-4	1-2	3	1	3	0	1	3
Jefferson-g	2-11	1-5	4-4	5	1	4	0	1	9
Wilson	4-6	1-2	2-2	1	4	1	0	2	11
Edmonds	5-9	4-7	2-2	5	2	1	0	0	16
Durr	0-1	0-1	1-2	2	0	1	0	0	1
Pratt	1-3	0-0	0-2	2	0	1	0	0	2
Morris	4-6	0-0	2-4	6	0	1	1	0	10
Team				6					
<b>TOTALS</b>	<b>24-57</b>	<b>5-10</b>	<b>19-25</b>	<b>26</b>	<b>10</b>	<b>15</b>	<b>5</b>	<b>8</b>	<b>72</b>

	1st	2nd	FG%	3PT%	FT%
Sacramento State	35	35	37.9	25.0	48.3
Montana State	27	48	42.1	31.8	57.1

## Game 29 • Mar. 4, 2006

**Sacramento State 71 • Montana State 70**  
Big Sky Tournament Quarterfinals  
Bozeman, Mont. • Worthington Arena (2,224)

SAC	FG	3FG	FT	RB	A	TO	BK	ST	PTS
Harris-f	1-4	0-0	2-2	4	0	4	1	0	4
Bausley-f	6-8	1-3	3-11	3	3	1	0	2	16
Perry-c	0-0	0-0	0-0	1	0	1	0	1	0
Woods-g	2-5	2-3	2-2	3	0	1	0	2	8
Freeman-g	3-11	0-4	6-6	5	5	1	0	2	12
Hargrave	1-3	0-1	4-4	2	0	0	0	1	6
Adams	0-1	0-0	0-0	0	0	0	0	0	0
Gilzene	0-0	0-0	0-0	0	0	0	1	0	0
Leath	5-16	3-9	0-0	4	0	0	0	1	13
Williams	5-8	0-0	2-2	4	0	0	2	1	12
Roberts	0-1	0-0	0-0	0	0	0	0	0	0
Lange	0-0	0-0	0-0	0	0	0	0	0	0
Beekman	0-0	0-0	0-0	2	0	0	0	0	0
Team				5					
<b>TOTALS</b>	<b>23-57</b>	<b>6-20</b>	<b>19-27</b>	<b>33</b>	<b>8</b>	<b>8</b>	<b>4</b>	<b>10</b>	<b>71</b>

MSU	FG	3FG	FT	RB	A	TO	BK	ST	PTS
Dissly-f	2-6	1-3	3-4	6	1	1	0	0	8
Moss-f	3-6	1-2	3-6	3	1	1	1	0	10
Beye-c	2-2	0-0	4-6	6	0	1	2	0	8
Durham-g	3-7	2-5	0-0	1	2	2	0	0	8
Jefferson-g	3-10	1-6	5-10	6	7	3	0	3	12
Wilson	1-1	1-1	0-0	0	4	0	0	3	3
Edmonds	2-7	1-5	2-2	4	1	1	0	1	7
Durr	0-1	0-1	2-3	2	0	0	0	0	2
Pratt	0-0	0-0	3-4	3	0	1	0	0	3
Morris	3-6	0-0	3-5	4	0	1	0	0	9
Team				5					
<b>TOTALS</b>	<b>19-46</b>	<b>7-23</b>	<b>25-40</b>	<b>40</b>	<b>12</b>	<b>15</b>	<b>3</b>	<b>4</b>	<b>70</b>

	1st	2nd	FG%	3PT%	FT%
Sacramento State	34	37	40.4	30.0	70.4
Montana State	36	34	41.3	30.4	62.5



## Game 30 • Mar. 7, 2006

**Northern Arizona 98 • Sacramento State 83**  
Big Sky Tournament Semifinals  
Flagstaff, Ariz. • Walkup Skydome (2,962)

SAC	FG	3FG	FT	RB	A	TO	BK	ST	PTS
Harris-f	5-11	0-0	2-4	3	0	2	0	1	12
Bausley-f	3-6	0-2	0-2	2	4	0	0	2	6
Perry-c	0-0	0-0	0-0	0	0	0	0	0	0
Woods-g	4-7	3-5	1-1	0	0	1	0	0	12
Freeman-g	6-12	2-5	4-4	0	4	2	0	3	18
Hargrave	1-3	0-0	3-4	1	1	3	0	0	5
Adams	0-0	0-0	0-0	0	0	0	0	0	0
Gilzene	0-0	0-0	0-0	0	0	0	0	0	0
Leath	6-12	3-7	5-6	4	2	2	0	2	20
Williams	0-2	0-0	3-4	2	1	0	0	1	3
Roberts	2-3	0-0	0-0	1	0	0	0	0	4
Lange	0-0	0-0	0-0	0	0	0	0	0	0
Beekman	1-1	0-0	1-2	3	0	0	2	0	3
Team				0					
<b>TOTALS</b>	<b>28-57</b>	<b>8-19</b>	<b>19-27</b>	<b>16</b>	<b>12</b>	<b>10</b>	<b>2</b>	<b>9</b>	<b>83</b>

NAU	FG	3FG	FT	RB	A	TO	BK	ST	PTS
McCurdy-f	3-8	0-0	2-4	7	2	1	0	0	8
Boykin-f	3-5	1-1	5-5	8	4	5	0	1	12
Bazy-g	9-13	0-1	2-6						



# Big Sky Team Statistics

## ALL GAMES

### Scoring Offense

Team	G	Pts	Avg
Montana	31	2449	79.0
Idaho State	27	2125	78.7
Northern Arizona	32	2444	76.4
<b>Sacramento State</b>	<b>30</b>	<b>2273</b>	<b>75.8</b>
Eastern Washington	30	2223	74.1
Montana State	30	2195	73.2
Portland State	28	2017	72.0
Weber State	27	1879	66.3

### Three-Point Percentage

Team	FG	FGA	Pct
Portland State	201	498	.404
Northern Arizona	200	503	.398
Montana State	253	653	.387
Montana	228	590	.386
Idaho State	196	510	.384
Eastern Washington	167	454	.368
<b>Sacramento State</b>	<b>219</b>	<b>634</b>	<b>.345</b>
Weber State	133	388	.343

### Scoring Defense

Team	G	Pts	Avg
Weber State	27	1876	69.5
Northern Arizona	32	2262	70.7
Montana	31	2202	71.0
Portland State	28	2013	71.9
Montana State	30	2211	73.7
Eastern Washington	30	2221	74.0
<b>Sacramento State</b>	<b>30</b>	<b>2232</b>	<b>74.4</b>
Idaho State	27	2091	77.4

### Rebounding Margin

Team	REB	OPP	Mar
Portland State	35.8	31.8	+4.0
Northern Arizona	33.8	30.0	+3.8
Montana	35.4	32.1	+3.2
Idaho State	37.7	36.0	+1.7
Weber State	32.6	31.1	+1.5
Eastern Washington	33.0	32.7	+0.3
Montana State	34.2	35.3	-1.1
<b>Sacramento State</b>	<b>33.1</b>	<b>39.1</b>	<b>-5.9</b>

### Scoring Margin

Team	Off	Def	Avg
Montana	79.0	71.0	+8.0
Northern Arizona	76.4	70.7	+5.7
<b>Sacramento State</b>	<b>75.8</b>	<b>74.4</b>	<b>+1.4</b>
Idaho State	78.7	77.4	+1.3
Portland State	72.0	71.9	+0.1
Eastern Washington	74.1	74.0	+0.1
Montana State	73.2	73.7	-0.5
Weber State	66.3	69.5	-3.2

### Blocked Shots

Team	G	Blk	Avg
Idaho State	27	179	6.63
Eastern Washington	30	130	4.33
<b>Sacramento State</b>	<b>30</b>	<b>113</b>	<b>3.77</b>
Montana State	30	108	3.60
Montana	31	95	3.06
Portland State	28	82	2.93
Northern Arizona	32	90	2.81
Weber State	27	57	2.11

### Free Throw Percentage

Team	FTM	FTA	Pct
Northern Arizona	532	706	.754
Idaho State	485	666	.728
Montana	469	653	.718
<b>Sacramento State</b>	<b>450</b>	<b>635</b>	<b>.709</b>
Weber State	406	578	.702
Eastern Washington	464	680	.682
Portland State	414	615	.673
Montana State	380	591	.643

### Assists

Team	G	Ast	Avg
Montana	31	565	18.23
Northern Arizona	32	516	16.12
Eastern Washington	30	477	15.90
Montana State	30	468	15.60
Portland State	28	425	15.18
Idaho State	27	402	14.89
<b>Sacramento State</b>	<b>30</b>	<b>375</b>	<b>12.50</b>
Weber State	27	325	12.04

### Field Goal Percentage

Team	FG	FGA	Pct
Montana	876	1781	.492
Northern Arizona	856	1754	.488
Eastern Washington	796	1638	.486
Montana State	781	1682	.464
Idaho State	722	1577	.458
Portland State	701	1548	.453
Weber State	625	1416	.441
<b>Sacramento State</b>	<b>802</b>	<b>1866</b>	<b>.430</b>

### Steals

Team	G	Stl	Avg
<b>Sacramento State</b>	<b>30</b>	<b>295</b>	<b>9.83</b>
Montana	31	229	7.39
Northern Arizona	32	221	6.91
Eastern Washington	30	203	6.77
Portland State	28	175	6.25
Weber State	27	161	5.96
Montana State	30	170	5.67
Idaho State	27	151	5.59

### Three-Pointers Made

Team	G	3PT	Avg
Montana State	30	253	8.43
Montana	31	228	7.35
<b>Sacramento State</b>	<b>30</b>	<b>219</b>	<b>7.30</b>
Idaho State	27	196	7.26
Portland State	28	201	7.18
Northern Arizona	32	200	6.25
Eastern Washington	30	167	5.57
Weber State	27	133	4.93

### Turnover Margin

Team	TO	OPP	Mar
<b>Sacramento State</b>	<b>12.6</b>	<b>18.0</b>	<b>+5.47</b>
Montana	13.9	15.0	+1.06
Northern Arizona	16.6	16.5	-0.09
Weber State	14.5	14.3	-0.19
Montana State	14.5	13.4	-1.03
Eastern Washington	15.9	14.6	-1.37
Portland State	16.6	15.0	-1.68
Idaho State	16.1	13.7	-2.37

## CONFERENCE GAMES

### Scoring Offense

Team	G	Pts	Avg
Northern Arizona	15	1215	81.0
Montana	14	1107	79.1
Idaho State	14	1103	78.8
<b>Sacramento State</b>	<b>14</b>	<b>1081</b>	<b>77.2</b>
Eastern Washington	14	1069	76.4
Portland State	14	1015	72.5
Montana State	14	1005	71.8
Weber State	14	950	67.9

### Three-Point Percentage

Team	FG	FGA	Pct
Portland State	104	246	.423
Northern Arizona	85	203	.419
Eastern Washington	89	220	.405
Idaho State	106	263	.403
Montana State	113	285	.396
Montana	107	284	.377
Weber State	77	212	.363
<b>Sacramento State</b>	<b>101</b>	<b>298</b>	<b>.339</b>

### Scoring Defense

Team	G	Pts	Avg
Weber State	14	1013	72.4
Eastern Washington	14	1018	72.7
Montana	14	1037	74.1
Portland State	14	1040	74.3
Montana State	14	1053	75.2
Northern Arizona	15	1154	76.9
<b>Sacramento State</b>	<b>14</b>	<b>1092</b>	<b>78.0</b>
Idaho State	14	1143	81.6

### Rebounding Margin

Team	REB	OPP	Mar
Portland State	35.1	30.6	+4.5
Northern Arizona	31.4	28.1	+3.3
Montana	34.4	31.8	+2.6
Weber State	31.9	30.5	+1.4
Idaho State	34.8	35.6	-0.9
Montana State	35.0	35.9	-0.9
Eastern Washington	31.3	33.4	-2.1
<b>Sacramento State</b>	<b>31.6</b>	<b>39.1</b>	<b>-7.6</b>

### Scoring Margin

Team	Off	Def	Avg
Montana	79.1	74.1	+5.0
Northern Arizona	81.0	76.9	+4.1
Eastern Washington	76.4	72.7	+3.6
<b>Sacramento State</b>	<b>77.2</b>	<b>78.0</b>	<b>-0.8</b>
Portland State	72.5	74.3	-1.8
Idaho State	78.8	81.6	-2.9
Montana State	71.8	75.2	-3.4
Weber State	67.9	72.4	-4.5

### Blocked Shots

Team	G	Blk	Avg
Idaho State	14	88	6.29
Eastern Washington	14	57	4.07
Montana State	14	52	3.71
<b>Sacramento State</b>	<b>14</b>	<b>50</b>	<b>3.57</b>
Portland State	14	46	3.29
Montana	14	44	3.14
Northern Arizona	15	41	2.73
Weber State	14	30	2.14

### Free Throw Percentage

Team	FTM	FTA	Pct
Northern Arizona	312	395	.790
Idaho State	255	330	.773
Weber State	211	295	.715
<b>Sacramento State</b>	<b>222</b>	<b>313</b>	<b>.709</b>
Montana	214	303	.706
Eastern Washington	218	318	.686
Portland State	217	325	.668
Montana State	160	254	.630

### Assists

Team	G	Ast	Avg
Montana	14	248	17.71
Northern Arizona	15	245	16.33
Eastern Washington	14	220	15.71
Montana State	14	217	15.50
Idaho State	14	215	15.36
Portland State	14	212	15.14
<b>Sacramento State</b>	<b>14</b>	<b>179</b>	<b>12.79</b>
Weber State	14	166	11.86

### Field Goal Percentage

Team	FG	FGA	Pct
Northern Arizona	409	796	.514
Eastern Washington	381	778	.490
Montana	393	810	.485
Idaho State	371	789	.470
Montana State	366	796	.460
Weber State	331	723	.458
Portland State	347	758	.458
<b>Sacramento State</b>	<b>379</b>	<b>879</b>	<b>.431</b>

### Steals

Team	G	Stl	Avg
<b>Sacramento State</b>	<b>14</b>	<b>141</b>	<b>10.07</b>
Montana	14	103	7.36
Eastern Washington	14	98	7.00
Northern Arizona	15	99	6.60
Weber State	14	89	6.36
Portland State	14	87	6.21
Montana State	14	69	4.93
Idaho State	14	68	4.86

### Three-Pointers Made

Team	G	3PT	Avg
Montana State	14	113	8.07
Montana	14	107	7.64
Idaho State	14	106	7.57
Portland State	14	104	7.43
<b>Sacramento State</b>	<b>14</b>	<b>101</b>	<b>7.21</b>
Eastern Washington	14	89	6.36
Northern Arizona	15	85	5.67
Weber State	14	77	5.50

### Turnover Margin

Team	TO	OPP	Mar
<b>Sacramento State</b>	<b>11.4</b>	<b>18.7</b>	<b>+7.29</b>
Eastern Washington	12.9	14.5	+1.64
Montana	13.7	14.6	+0.86
Northern Arizona	16.3	16.0	-0.33
Weber State	15.4	13.6	-1.79
Portland State	16.7	14.7	-2.00
Montana State	14.1	11.1	-2.93
Idaho State	15.1	11.9	-3.14

# Big Sky Individual Statistics

## ALL GAMES

### Scoring

Player-Team	G	Pts	Avg
Stuckey, Rodney-EWU	30	726	24.2
Strait, Andrew-UM	31	516	16.6
Criswell, Kevin-UM	31	499	16.1
Millien, Slim-ISU	27	419	15.5
Schroeder, David-ISU	26	401	15.4
Riggs, Coric-WSU	27	402	14.9
Henry, Tim-ISU	27	394	14.6
Jefferson, Ja'Ron-MSU	28	401	14.3
Golob, Kelly-NAU	31	443	14.3
<b>Bausley, Alex-SAC</b>	<b>30</b>	<b>407</b>	<b>13.6</b>

### Rebounding

Player-Team	G	Reb	Avg
Boykin, Jr, Ruben-NAU	32	230	7.2
Winters, Kasey-ISU	27	187	6.9
Riggs, Coric-WSU	27	182	6.7
Millien, Slim-ISU	27	178	6.6
Strait, Andrew-UM	31	197	6.4
Moss, Marvin-MSU	30	186	6.2
Beye, Al-MSU	30	178	5.9
<b>Harris, Jason-SAC</b>	<b>25</b>	<b>137</b>	<b>5.5</b>
Butorac, Paul-EWU	29	157	5.4
Morrison, Scott-PSU	27	144	5.3

### Field Goal Percentage

Player-Team	FG	FGA	Pct
Strait, Andrew-UM	223	363	.614
Beye, Al-MSU	138	226	.611
Boykin, Jr, Ruben-NAU	154	260	.592
Winters, Kasey-ISU	99	168	.589
Butorac, Paul-EWU	110	192	.573
Hasquet, Jordan-UM	101	190	.532
Millien, Slim-ISU	147	277	.531
Washington, Anthony-PSU	105	204	.515
Williams, Kellen-EWU	97	192	.505
<b>Bausley, Alex-SAC</b>	<b>156</b>	<b>312</b>	<b>.500</b>

### Assists

Player-Team	G	Ast	Avg
Wilson, Josh-NAU	32	195	6.09
<b>Freeman, DaShawn-SAC</b>	<b>30</b>	<b>165</b>	<b>5.50</b>
Stuckey, Rodney-EWU	30	123	4.10
Matthews, Virgil-UM	31	125	4.03
Sommer, Ryan-PSU	27	102	3.78
Durham, Casey-MSU	30	108	3.60
Ellis, Bryan-UM	28	100	3.57
Henry, Tim-ISU	27	88	3.26
Abdul-Ahad, Akbar-ISU	27	86	3.19
Jefferson, Ja'Ron-MSU	28	89	3.18

### Free Throw Percentage

Player-Team	FTM	FIA	Pct
Abdul-Ahad, Akbar-ISU	54	64	.844
<b>Freeman, DaShawn-SAC</b>	<b>96</b>	<b>118</b>	<b>.814</b>
Criswell, Kevin-UM	135	166	.813
Bazy, Tyrone-NAU	120	148	.811
<b>Hargrave, Haron-SAC</b>	<b>82</b>	<b>102</b>	<b>.804</b>
Schroeder, Jake-PSU	63	79	.797
Boykin, Jr, Ruben-NAU	115	145	.793
Sommer, Ryan-PSU	73	93	.785
Riggs, Coric-WSU	87	111	.784
Stovall, Terrell-WSU	72	93	.774

### Steals

Player-Team	G	Stl	Avg
<b>Freeman, DaShawn-SAC</b>	<b>30</b>	<b>82</b>	<b>2.73</b>
Stuckey, Rodney-EWU	30	66	2.20
<b>Bausley, Alex-SAC</b>	<b>30</b>	<b>64</b>	<b>2.13</b>
Matthews, Virgil-UM	31	52	1.68
Durham, Casey-MSU	30	45	1.50
Bazy, Tyrone-NAU	32	45	1.41
Smith, Deuce-EWU	30	42	1.40
Jefferson, Ja'Ron-MSU	28	39	1.39
Schroeder, Jake-PSU	28	38	1.36
Patten, David-WSU	27	36	1.33

### Three-Pointers/Game

Player-Team	G	3PT	Avg
Sir, Steven-NAU	32	93	2.91
Schroeder, David-ISU	26	68	2.62
Schroeder, Jake-PSU	28	72	2.57
Jefferson, Ja'Ron-MSU	28	65	2.32
Golob, Kelly-NAU	31	71	2.29
Criswell, Kevin-UM	31	70	2.26
<b>Leath, Loren-SAC</b>	<b>27</b>	<b>55</b>	<b>2.04</b>
Stuckey, Rodney-EWU	30	55	1.83
Edmonds, Derrick-MSU	29	53	1.83
Henry, Tim-ISU	27	48	1.78

### Three-Point Percentage

Player-Team	3FG	FGA	Pct
Kamara, Juma-PSU	48	91	.527
Sir, Steven-NAU	93	190	.489
Jefferson, Ja'Ron-MSU	65	150	.433
Stovall, Terrell-WSU	35	81	.432
Dissly, Nick-MSU	34	79	.430
Golob, Kelly-NAU	71	166	.428
Schroeder, David-ISU	68	161	.422
Criswell, Kevin-UM	70	170	.412
Schroeder, Jake-PSU	72	175	.411
Edmonds, Derrick-MSU	53	130	.408

### Blocked Shots

Player-Team	G	Blk	Avg
Millien, Slim-ISU	27	93	3.44
Beye, Al-MSU	30	62	2.07
Butorac, Paul-EWU	29	51	1.76
Morrison, Scott-PSU	27	35	1.30
Winters, Kasey-ISU	27	34	1.26
Beifinger, Jake-EWU	30	33	1.10
Patten, David-WSU	27	24	0.89
Dlouhy, Matt-UM	31	27	0.87
Strait, Andrew-UM	31	27	0.87
<b>Harris, Jason-SAC</b>	<b>25</b>	<b>19</b>	<b>0.76</b>

## 2005-06 Big Sky Conference Standings

Team	Overall						Conference					
	W	L	Pct.	MB	Home	Away	W	L	Pct.	Home	Away	Neu
Northern Arizona*%	12	2	.857	---	7-0	5-2	21	11	.656	13-3	6-6	2-2
Montana*#	10	4	.714	2.0	7-0	3-4	24	7	.774	13-1	8-5	3-1
Eastern Washington*	9	5	.643	3.0	6-1	3-4	15	15	.500	10-2	5-9	0-4
Montana State*	7	7	.500	5.0	5-2	2-5	15	15	.500	12-4	3-9	0-2
<b>Sacramento State*</b>	<b>5</b>	<b>9</b>	<b>.357</b>	<b>7.0</b>	<b>2-5</b>	<b>3-4</b>	<b>15</b>	<b>15</b>	<b>.500</b>	<b>7-5</b>	<b>7-9</b>	<b>1-1</b>
Portland State*	5	9	.357	7.0	3-4	2-5	12	16	.429	6-5	5-10	1-1
Idaho State	4	10	.286	8.0	2-5	2-5	13	14	.481	8-5	5-7	0-2
Weber State	4	10	.286	8.0	3-4	1-6	10	17	.370	7-7	3-10	0-0

\* Reached the Big Sky Tournament

% Big Sky Regular-Season Champion/Reached the NIT

# Big Sky Tournament Champions/Reached the NCAA Tournament

## Big Sky Individual Statistics

### CONFERENCE GAMES ONLY

#### Scoring

Player-Team	G	Pts	Avg
Stuckey, Rodney-EWU	14	368	26.3
Criswell, Kevin-UM	14	254	18.1
Strait, Andrew-UM	14	236	16.9
Schroeder, David-ISU	14	236	16.9
Golob, Kelly-NAU	15	245	16.3
Millien, Slim-ISU	14	219	15.6
<b>Bausley, Alex-SAC</b>	<b>14</b>	<b>215</b>	<b>15.4</b>
Henry, Tim-ISU	14	211	15.1
Riggs, Coric-WSU	14	208	14.9
Jefferson, Ja'Ron-MSU	12	177	14.8

#### Rebounding

Player-Team	G	Reb	Avg
Boykin, Jr, Ruben-NAU	15	115	7.7
Winters, Kasey-ISU	14	101	7.2
Strait, Andrew-UM	14	100	7.1
Riggs, Coric-WSU	14	96	6.9
Moss, Marvin-MSU	14	93	6.6
Millien, Slim-ISU	14	88	6.3
Beye, Al-MSU	14	83	5.9
<b>Bausley, Alex-SAC</b>	<b>14</b>	<b>80</b>	<b>5.7</b>
Morrison, Scott-PSU	14	72	5.1
Patten, David-WSU	14	68	4.9

#### Field Goal Percentage

Player-Team	FG	FGA	Pct
Winters, Kasey-ISU	57	90	.633
Beye, Al-MSU	75	123	.610
Strait, Andrew-UM	99	163	.607
Butorac, Paul-EWU	60	100	.600
Boykin, Jr, Ruben-NAU	79	132	.598
Hasquet, Jordan-UM	48	87	.552
Pajevic, Nedim-WSU	45	82	.549
Washington, Anthony-PSU	59	110	.536
<b>Bausley, Alex-SAC</b>	<b>81</b>	<b>154</b>	<b>.526</b>
Moss, Marvin-MSU	63	122	.516

#### Assists

Player-Team	G	Ast	Avg
Wilson, Josh-NAU	15	96	6.40
<b>Freeman, DaShawn-SAC</b>	<b>14</b>	<b>85</b>	<b>6.07</b>
Stuckey, Rodney-EWU	14	58	4.14
Ellis, Bryan-UM	14	57	4.07
Matthews, Virgil-UM	14	55	3.93
Durham, Casey-MSU	14	52	3.71
Jefferson, Ja'Ron-MSU	12	42	3.50
Henry, Tim-ISU	14	47	3.36
Abdul-Ahad, Akbar-ISU	14	45	3.21
Sommer, Ryan-PSU	13	41	3.15

#### Free Throw Percentage

Player-Team	FTM	FTA	Pct
Schroeder, David-ISU	28	32	.875
Golob, Kelly-NAU	41	48	.854
Henry, Tim-ISU	52	61	.852
Boykin, Jr, Ruben-NAU	62	73	.849
Bazy, Tyrone-NAU	90	106	.849
Winters, Kasey-ISU	38	45	.844
<b>Hargrave, Haron-SAC</b>	<b>36</b>	<b>44</b>	<b>.818</b>
<b>Freeman, DaShawn-SAC</b>	<b>48</b>	<b>61</b>	<b>.787</b>
Stovall, Terrell-WSU	51	65	.785
Criswell, Kevin-UM	58	74	.784

#### Steals

Player-Team	G	Stl	Avg
<b>Freeman, DaShawn-SAC</b>	<b>14</b>	<b>41</b>	<b>2.93</b>
Stuckey, Rodney-EWU	14	35	2.50
<b>Bausley, Alex-SAC</b>	<b>14</b>	<b>29</b>	<b>2.07</b>
Bazy, Tyrone-NAU	15	25	1.67
Matthews, Virgil-UM	14	23	1.64
Smith, Deuce-EWU	14	22	1.57
Schroeder, Jake-PSU	14	22	1.57
Ellis, Bryan-UM	14	21	1.50
Jefferson, Ja'Ron-MSU	12	17	1.42
Patten, David-WSU	14	19	1.36

#### Three-Pointers/Game

Player-Team	G	3PT	Avg
Criswell, Kevin-UM	14	42	3.00
Schroeder, David-ISU	14	38	2.71
Sir, Steven-NAU	15	40	2.67
Schroeder, Jake-PSU	14	36	2.57
Jefferson, Ja'Ron-MSU	12	30	2.50
<b>Leath, Loren-SAC</b>	<b>14</b>	<b>30</b>	<b>2.14</b>
Edmonds, Derrick-MSU	14	30	2.14
Golob, Kelly-NAU	15	32	2.13
Kamara, Juma-PSU	14	29	2.07
Stovall, Terrell-WSU	13	25	1.92

#### Three-Point Percentage

Player-Team	3FG	FGA	Pct
Kamara, Juma-PSU	29	49	.592
Baumgartner, Ryan-ISU	14	24	.583
Sir, Steven-NAU	40	84	.476
Jefferson, Ja'Ron-MSU	30	65	.462
Stovall, Terrell-WSU	25	55	.455
Golob, Kelly-NAU	32	72	.444
Abdul-Ahad, Akbar-ISU	20	45	.444
Penoncello, Matt-EWU	20	45	.444
Dissly, Nick-MSU	14	32	.438
Criswell, Kevin-UM	42	97	.433

#### Blocked Shots

Player-Team	G	Blk	Avg
Millien, Slim-ISU	14	50	3.57
Beye, Al-MSU	14	32	2.29
Butorac, Paul-EWU	14	25	1.79
Morrison, Scott-PSU	14	23	1.64
Winters, Kasey-ISU	14	15	1.07
Dlouhy, Matt-UM	14	15	1.07
Boykin, Jr, Ruben-NAU	15	12	0.80
<b>Williams, Justin-SAC</b>	<b>14</b>	<b>11</b>	<b>0.79</b>
Riggs, Coric-WSU	14	11	0.79
Strait, Andrew-UM	14	10	0.71

## 2005-06 Big Sky Conference Honors

#### First Team

- # Rodney Stuckey, Fr., G, Eastern Washington
- David Schroeder, Sr., G, Idaho State
- \* Kevin Criswell, Sr., G, Montana
- # Andrew Strait, So., F, Montana
- Al Beye, Sr., C, Montana State
- \* Ja'Ron Jefferson, Sr., G, Montana State
- \* Marvin Moss, Sr., F, Montana State
- Ruben Boykin Jr., Jr., F, Northern Arizona
- Kelly Golob, Sr., G, Northern Arizona
- Jake Schroeder, Sr., G, Portland State
- Alex Bausley, Jr., F, Sacramento State**
- DaShawn Freeman, Sr., G, Sacramento State**
- Coric Riggs, Sr., F, Weber State

- # Unanimous Selection
- \* Two-time selection

#### Honorable Mention

- Paul Butorac, Jr., F, Eastern Washington
- Deuce Smith, Sr., G, Eastern Washington
- Slim Millien, Sr., F, Idaho State
- Tim Henry, Sr., G, Idaho State
- Virgil Matthews, Sr., G, Montana
- Tyrone Bazy, Jr., G, Northern Arizona
- Anthony Washington, Jr., C, Portland State
- Loren Leath, Fr., G, Sacramento State**


- Coach of the Year** – Mike Adras, Northern Arizona
- MVP** – Rodney Stuckey, Eastern Wash.

- Top Newcomer** – Tyrone Bazy, Northern Arizona
- Top Freshman** – Rodney Stuckey, Eastern Washington
- Co-Defensive POY** – **DaShawn Freeman, Sacramento State**
- Al Beye, Montana State



# HORNET

## BASKETBALL



*DaShaun*  
**FREEMAN**

MEET THE HORNETS

OPPONENTS

2005-06 REVIEW

RECORDS/HISTORY

UNIVERSITY

## All-Time Career Records



**Michael Boyd**

### Games Played

1. DaShawn Freeman (2002-06) ..115
2. Pat Wallace (1989-93).....112
3. Bruce Woodard (1985-89).....110
4. Robert Martin (1985-89).....108
- Sean Smartt (1985-89).....108
6. Rene Jacques (1998-02).....107
7. Michael Boyd (1993-97).....106
- Damond Edwards (1992-97)....106
9. Vincent Stewart (1991-95).....104
10. Tony Champion (1999-04) .....103

### Games Started

1. Michael Boyd (1993-97) .....90
2. Robert Martin (1985-89).....82
3. DaShawn Freeman (2002-06) ....76
4. Greg Reed (1965-69) .....75
5. Damond Edwards (1992-97) .....73
6. Cedric Thompkins (2000-04) .....69
7. Bruce Woodard (1985-89).....65
8. Mike Kane (1988-93).....64
9. Sean Smartt (1985-89).....60
10. Rene Jacques (1998-02).....58
- Sean McClendon (1987-89) .....58



**Damond Edwards**

### Points

1. Robert Martin (1985-89) .....1,774
2. Alex Williams (1986-88).....1,239
3. Damond Edwards (1992-97) ..1,197
4. Mike Kane (1988-93).....1,161
5. Michael Boyd (1993-97) .....1,064
6. DaShawn Freeman (2002-06) ..992
7. Greg Reed (1965-69) .....909
8. Charlo Davis (1991-93) .....856
9. Tim Little (1989-91).....842
10. Sean McClendon (1987-89) .....823



**Robert Martin**

### Field Goals Made

1. Robert Martin (1985-89) .....665
2. Damond Edwards (1992-97) ....428
3. Alex Williams (1986-88).....424
4. Michael Boyd (1993-97) .....399
5. Mike Kane (1988-93).....393
6. Tim Little (1989-91).....349
7. Charlo Davis (1991-93) .....321
8. DaShawn Freeman (2002-06) ..313
9. Sean Smartt (1985-89).....301
10. Alex Bausley (2003-pres.).....286
- Bruce Woodard (1985-89).....286



**Alex Williams**

### Field Goals Attempted

1. Robert Martin (1985-89) .....1,505
2. Damond Edwards (1992-97) ..1,144
3. Michael Boyd (1993-97) .....997
4. Alex Williams (1986-88).....992
5. Mike Kane (1988-93).....945
6. DaShawn Freeman (2002-06) ..808
7. Charlo Davis (1991-93) .....792
8. Rene Jacques (1998-02).....777
9. Tim Little (1989-91).....663
10. Alex Bausley (2003-pres.).....660



**Bruce Woodard**

### Three Point Field Goals

1. Robert Martin (1985-89) .....294
2. Alex Williams (1986-88).....247
3. Mike Kane (1988-93).....243
4. Damond Williams (1993-97)....162
5. Charlo Davis (1991-93) .....146
6. Brandon Guyton (2002-04) .....142
7. Rene Jacques (1998-02).....140
8. Joseph Dawson (2001-04).....119
- Eric Carey (1995-97) .....119
10. DaShawn Freeman (2002-06) ....97

### Three Point Attempts

1. Robert Martin (1985-89) .....756
2. Mike Kane (1988-93).....545
3. Alex Williams (1986-88).....541
4. Damond Edwards (1993-97) ....506
5. Charlo Davis (1991-93) .....432
6. Eric Carey (1995-97) .....427
7. Rene Jacques (1998-02).....419
8. Brandon Guyton (2002-04) .....405
9. Joseph Dawson (2001-04).....318
10. Pablo Gonzales (1999-01) .....283

### Free Throws

1. Lynn Livie (1964-66) .....297
2. DaShawn Freeman (2002-06) ..269
3. Sean McClendon (1987-89) .....259
4. Jason Harris (2004-06) .....251
5. Joseph Dawson (2001-04).....240
6. Michael Boyd (1993-97) .....207
7. Derek Lambeth (1999-03).....200
8. Bruce Woodard (1985-89).....189
9. Damond Edwards (1992-97) ....179
10. Pat Wallace (1989-93).....165

### Free Throws Attempted

1. Sean McClendon (1987-89) .....365
2. Jason Harris (2002-06) .....338
3. DaShawn Freeman (2002-06) ..336
4. Michael Boyd (1993-97) .....317
5. Joseph Dawson (2001-04).....301
6. Derek Lambeth (1999-03).....287
7. Bruce Woodard (1985-89).....278
8. Pat Wallace (1989-93).....264
9. Damond Edwards (1992-97) ....256
10. Tim Little (1989-91).....246

### Rebounds

1. Bill Whitaker (1959-62) .....1,026
2. Greg Reed (1965-69) .....750
3. Michael Boyd (1993-97) .....507
4. Sean Smartt (1985-89).....487
5. Sean Houston (1996-99) .....481
6. Cedric Thompkins (2000-04) ....441
7. Robert Martin (1985-89) .....440
8. Tim Little (1989-91).....424
9. Damond Edwards (1992-97) ....398
10. Abie Ramirez (1994-96) .....396

### Assists

1. DaShawn Freeman (2002-06) ..501
2. Pat Wallace (1989-93).....428
3. Bruce Woodard (1985-89).....395
4. Chris Farr (1986-88).....332
5. Damond Edwards (1992-97) ....243
6. Mark Jones (1988-92).....228
7. Raashad Hooks (2001-03) .....187
8. Rame Batta (1999-01).....184
9. Rene Jacques (1998-02).....149
10. Joseph Dawson (2001-04).....146

### Blocked Shots

1. Cassius Kelleybrew (1985-89) ..152
2. Vincent Stewart (1992-95).....105
3. Sean McClendon (1987-89) .....99
4. Sean Houston (1996-99) .....67
5. Anthony Flood (1998-00) .....64
6. Tony Massop (1985-87) .....61
7. Arinze Anoruo (1998-01) .....57
8. David Victor (1995-97) .....55
9. Abie Ramirez (1994-96) .....49
10. Jimmy White (2001-03) .....48

### Steals

1. DaShawn Freeman (2002-06) ..283
2. Pat Wallace (1989-93).....210
3. Robert Martin (1985-89) .....147
4. Bruce Woodard (1985-89).....143
5. Michael Boyd (1993-97) .....132
6. Damond Edwards (1992-97) ....123
7. Alex Bausley (2003-pres.).....117
8. Rame Batta (1999-01).....115
9. Pablo Gonzales (1999-01) .....104
10. Rene Jacques (1998-02).....101

### Turnovers

1. Damond Edwards (1992-97) ....347
2. DaShawn Freeman (2002-06) ..344
3. Michael Boyd (1993-97) .....306
4. Pat Wallace (1989-93).....257
5. Robert Martin (1985-89) .....212
6. Mark Jones (1988-92).....211
7. Rame Batta (1999-01).....157
8. Derek Lambeth (1999-03).....150
9. Joseph Dawson (2001-04).....148
10. Pablo Gonzales (1999-01) .....145

### Personal Fouls

1. DaShawn Freeman (2002-06) ..356
2. Michael Boyd (1993-97) .....293
3. Damond Edwards (1992-97) ....277
4. Mark Jones (1988-92).....272
5. Vincent Stewart (1992-95).....263
6. Pat Wallace (1989-93).....249
7. Alex Bausley (2003-pres.).....228
8. Cedric Thompkins (2000-04) ....226
9. Rene Jacques (1998-02).....212
10. Arthur Tate (1993-97) .....202

# All-Time Season Records

## Points

1. Lynn Livie (1965-66) .....	779
2. Alex Williams (1987-88) .....	767
3. Robert Martin (1988-89) .....	601
4. Robert Martin (1987-88) .....	572
5. Mike Kane (1989-90) .....	561
6. Darnell Anderson (1979-80) .....	553
7. Chris Farr (1987-88) .....	546
8. Nate Robinson (1977-78) .....	510
9. Norm Siefkin (1967-68) .....	506
10. Charlo Davis (1991-92) .....	505

## Field Goals

1. Lynn Livie (1965-66) .....	308
2. Alex Williams (1987-88) .....	256
3. Darnell Anderson (1979-80) .....	232
4. Byron Williams (1977-78) .....	211
5. Nate Robinson (1977-78) .....	208
6. Robert Martin (1987-88) .....	206
7. Robert Martin (1988-89) .....	205
8. Norm Siefkin (1967-68) .....	194
9. Mike Kane (1989-90) .....	188
10. Charlo Davis (1991-92) .....	187

## Field Goal Attempts

1. Lynn Livie (1965-66) .....	681
2. Alex Williams (1987-88) .....	627
3. Robert Martin (1988-89) .....	487
4. Darnell Anderson (1979-80) .....	486
5. Robert Martin (1987-88) .....	484
6. Charlo Davis (1991-92) .....	477
7. Mike Kane (1989-90) .....	451
8. Norm Siefkin (1967-68) .....	416
Walt Slider (1967-68) .....	416
10. Nate Robinson (1977-78) .....	414

## Three Point Field Goals

1. Alex Williams (1987-88) .....	167
2. Robert Martin (1987-88) .....	128
3. Robert Martin (1988-89) .....	118
4. Mike Kane (1989-90) .....	115
5. Charlo Davis (1991-92) .....	88
6. Alex Williams (1986-87) .....	80
7. Brandon Guyton (2003-04) .....	78
8. Mike Kane (1988-89) .....	70
9. Joseth Dawson (2001-02) .....	65
Eric Carey (1995-96) .....	65

## Three Point Attempts

1. Alex Williams (1987-88) .....	369
2. Robert Martin (1987-88) .....	336
3. Robert Martin (1988-89) .....	301
4. Charlo Davis (1991-92) .....	256
5. Mike Kane (1989-90) .....	253
6. Eric Carey (1995-96) .....	223
7. Brandon Guyton (2003-04) .....	208
8. Eric Carey (1996-97) .....	204
9. Brandon Guyton (2002-03) .....	197
10. Nate Murase (1998-99) .....	185

## Free Throws

1. Lynn Livie (1965-66) .....	163
2. Jason Harris (2004-05) .....	157
3. Sean McClendon (1988-89) .....	147
4. Joseph Dawson (2003-04) .....	140
5. Walt Slider (1967-68) .....	130
6. Derek Lambeth (2002-03) .....	125
7. Norm Siefkin (1967-68) .....	118
8. Robert Schurr (1956-57) .....	114
9. Sean McClendon (1987-88) .....	112
10. Joe Garland (1974-75) .....	108

## Free Throws Attempted

1. Jason Harris (2004-05) .....	213
2. Lynn Livie (1965-66) .....	205
3. Sean McClendon (1988-89) .....	197
4. Norm Siefkin (1967-68) .....	186
5. Vernon Durham (1983-84) .....	179
6. Derek Lambeth (2002-03) .....	177
7. Robert Schurr (1956-57) .....	170
8. Sean McClendon (1987-88) .....	168
9. Joseth Dawson (2003-04) .....	165
10. Walt Slider (1967-68) .....	161

## Assists

1. Chris Farr (1987-88) .....	207
2. Pat Wallace (1989-90) .....	175
3. DaShawn Freeman (2005-06) .....	165
4. Ryan Coleman (1997-98) .....	140
Mark Hunter (1994-95) .....	140
Rich Johnson (1979-80) .....	140
7. DaShawn Freeman (2004-05) .....	138
8. Bruce Woodard (1988-89) .....	135
9. Bruce Woodard (1985-86) .....	127
10. Nate Murase (1998-99) .....	126

## Rebounds

1. Bill Whitaker (1960-61) .....	482
2. Norm Siefkin (1967-68) .....	370
3. Greg Reed (1968-69) .....	279
4. Greg Reed (1967-68) .....	262
5. Tim Little (1989-90) .....	261
6. Nate Robinson (1977-78) .....	259
7. Nate Robinson (1976-77) .....	242
8. Louis Wright (1967-68) .....	238
9. Tony Massop (1986-87) .....	228
10. Sean McClendon (1987-88) .....	218

## Personal Fouls

1. Tim Little (1989-90) .....	111
2. Malcom Merriman (1989-90) .....	110
3. Anthony Flood (1999-2000) .....	106
4. Mark Jones (1989-90) .....	104
5. Mike Kane (1989-90) .....	101
6. DaShawn Freeman (2005-06) .....	97
<b>Alex Bausley (2005-06) .....</b>	<b>97</b>
8. DaShawn Freeman (2002-03) .....	95
Rob Donohue (1991-92) .....	95
10. Malcom Merriman (1991-92) .....	90

## Turnovers

1. Damond Edwards (1994-95) .....	120
2. Mark Hunter (1994-95) .....	118
3. Damond Edwards (1993-94) .....	109
4. Robert Martin (1988-89) .....	106
5. Bruce Woodard (1988-89) .....	104
6. DaShawn Freeman (2002-03) .....	102
Markel Sadler (1995-96) .....	102
8. LeRonne Armstrong (1993-94) .....	98
9. Nate Murase (1998-99) .....	95
Major Whitlock (1991-92) .....	95
Vernon Durham (1983-84) .....	95

## Blocked Shots

1. Cassius Kelleybrew (1986-87) .....	77
2. Cassius Kelleybrew (1985-86) .....	75
3. Chris Dahlberg (1984-85) .....	61
4. Sean McClendon (1988-89) .....	52
5. Sean McClendon (1987-88) .....	47
6. Tony Massop (1986-87) .....	43
7. Vincent Stewart (1993-94) .....	42
8. Sean Houston (1998-99) .....	41
9. Ron Chatman (1981-82) .....	40
10. Anthony Flood (1999-00) .....	39
Abie Ramirez (1995-96) .....	39

## Steals

1. DaShawn Freeman (2005-06) .....	82
DaShawn Freeman (2004-05) .....	82
3. DaShawn Freeman (2002-03) .....	70
4. Pat Wallace (1989-90) .....	65
5. <b>Alex Bausley (2005-06) .....</b>	<b>64</b>
6. Bruce Woodard (1985-86) .....	59
7. Rame Batta (2000-01) .....	58
8. Rame Batta (1999-2000) .....	57
9. Jason Harris (2004-05) .....	55
Alex Williams (1987-88) .....	55

## Miscellaneous

<b>Field Goal Percent (Min. 100 FG)</b>	
Lou Wright (1968-69) .....	62.0

<b>Free Throw Percent (Min. 80 FT)</b>	
Rame Batta (2000-01) .....	85.2

<b>Highest Scoring Average</b>	
Lynn Livie (1965-66) .....	30.0

<b>Best Rebound Average</b>	
Bill Whitaker (1960-61) .....	18.5

<b>Consecutive Free Throws Made</b>	
Joseth Dawson (2003-04) .....	22

\*Note: Due to the lack of substantive record keeping by the Sports Information Office prior to 1980, some records may be incomplete.

\* Bold indicates current players



**Joseth Dawson**



**Chris Farr**



**DaShawn Freeman**



**Tony Massop**



**Byron Williams**

## Div. I Career Records



**Jason Harris**



**Rene Jacques**



**Joel Jones**



**Abie Ramirez**



**Pat Wallace**

### Games Played

1. DaShawn Freeman (2002-06) . 115
2. Rene Jacques (1998-02)..... 107
3. Damond Edwards (1992-97) ... 106
- Michael Boyd (1993-97) ..... 106
5. Vincent Stewart (1991-95)..... 104
6. Tony Champion (1999-04) ..... 103
8. Chris Lange (2001-06)..... 98
9. Derek Lambeth (1999-03)..... 95
10. **Alex Bausley (2003-pres.)..... 86**
- Cedric Thompkins (2000-04) ..... 86

### Games Started

1. Michael Boyd (1993-97) ..... 90
2. DaShawn Freeman (2002-06) ... 76
3. Damond Edwards (1992-97) ..... 73
4. Cedric Thompkins (2000-04) ..... 60
5. Rene Jacques (1998-02)..... 58
6. **Alex Bausley (2003-pres.)..... 57**
7. Derek Lambeth (1999-03)..... 56
8. Abie Ramirez (1994-96) ..... 53
9. Pablo Gonzales (1999-01) ..... 52
10. Jason Harris (2004-06) ..... 48

### Points

1. Damond Edwards (1992-97) . 1,197
2. Michael Boyd (1993-97) ..... 1,064
3. DaShawn Freeman (2002-06) . 992
4. Charlo Davis (1991-93) ..... 856
5. Jason Harris (2004-06) ..... 802
6. Rene Jacques (1998-02)..... 798
7. **Alex Bausley (2003-pres.)..... 781**
8. Joseth Dawson (2001-04)..... 769
9. Pablo Gonzales (1999-01) ..... 706
10. Joel Jones (2001-04)..... 666

### Field Goals

1. Damond Edwards (1992-97) ... 428
2. Michael Boyd (1993-97) ..... 399
3. Charlo Davis (1991-93) ..... 321
4. DaShawn Freeman (2002-06) . 313
5. **Alex Bausley (2003-pres.)..... 286**
6. Rene Jacques (1998-02)..... 261
7. Jason Harris (2004-06) ..... 257
8. Sean Houston (1996-99) ..... 253
- Abie Ramirez (1994-96) ..... 253
10. Pablo Gonzales (1999-01) ..... 252

### Field Goals Attempted

1. Damond Edwards (1992-97) . 1,144
2. Michael Boyd (1993-97) ..... 997
3. DaShawn Freeman (2002-06) . 808
4. Charlo Davis (1991-93) ..... 792
5. Rene Jacques (1998-02)..... 777
6. **Alex Bausley (2003-pres.)..... 660**
7. Jason Harris (2004-06) ..... 610
8. Pablo Gonzales (1999-01) ..... 597
9. Sean Houston (1996-99) ..... 594
10. Joel Jones (2001-04)..... 591

### Three Point Field Goals

1. Damond Edwards (1992-97) ... 162
2. Charlo Davis (1991-93) ..... 146
3. Brandon Guyton (2002-04) ..... 142
4. Rene Jacques (1998-02)..... 140
5. Joseth Dawson (2001-04)..... 119
- Eric Carey (1995-97) ..... 119
7. DaShawn Freeman (2002-06) ... 97
8. Pablo Gonzales (1999-01) ..... 94
9. **Alex Bausley (2003-pres.)..... 90**
10. Joel Jones (2001-04)..... 86

### Three Point Attempts

1. Damond Edwards (1992-97) ... 506
2. Charlo Davis (1991-93) ..... 432
3. Eric Carey (1995-97) ..... 427
4. Rene Jacques (1998-02)..... 419
5. Brandon Guyton (2002-04) ..... 405
6. Joseth Dawson (2001-04)..... 318
7. Pablo Gonzales (1999-01) ..... 283
8. DaShawn Freeman (2002-06) . 277
9. **Alex Bausley (2003-pres.)..... 268**
10. Joel Jones (2001-04)..... 246

### Free Throws

1. DaShawn Freeman (2002-06) . 269
2. Jason Harris (2004-06) ..... 251
3. Joseth Dawson (2001-04)..... 240
4. Michael Boyd (1993-97) ..... 207
5. Derek Lambeth (1999-03)..... 200
6. Damond Edwards (1992-97) ... 179
7. Rene Jacques (1998-02)..... 136
8. Rickie Glenn (1999-01)..... 135
9. Rame Batta (1999-01)..... 127
10. **Alex Bausley (2003-pres.)..... 119**

### Free Throws Attempted

1. Jason Harris (2004-06) ..... 338
2. DaShawn Freeman (2002-06) . 336
3. Michael Boyd (1993-97) ..... 317
4. Joseth Dawson (2001-04)..... 301
5. Derek Lambeth (1999-03)..... 287
6. Damond Edwards (1992-97) ... 256
7. DaShawn Freeman (2002-06) . 218
8. **Alex Bausley (2003-pres.)..... 207**
- Rickie Glenn (1999-01) ..... 207
- Sean Houston (1996-99) ..... 207

### Rebounds

1. Michael Boyd (1993-97) ..... 507
2. Sean Houston (1996-99) ..... 481
3. Cedric Thompkins (2000-04) ... 441
4. Damond Edwards (1992-97) ... 398
5. Abie Ramirez (1994-96) ..... 396
6. **Alex Bausley (2003-pres.)..... 395**
7. Arinze Anoruo (1998-01) ..... 372
8. Chris Lange (2001-06)..... 318
9. Jimmy White (2001-03) ..... 317
10. DaShawn Freeman (2002-06) . 316

### Assists

1. DaShawn Freeman (2002-06) . 501
2. Damond Edwards (1992-97) ... 243
3. Raashad Hooks (2001-03) ..... 187
4. Rame Batta (1999-01)..... 184
5. Rene Jacques (1998-02)..... 149
6. Joseth Dawson (2001-04)..... 146
7. Michael Boyd (1993-97) ..... 144
8. Major Whitlock (1991-93)..... 142
9. Ryan Coleman (1997-98) ..... 140
- Mark Hunter (1994-95)..... 140

### Blocked Shots

1. Vincent Stewart (1992-95)..... 105
2. Sean Houston (1996-99) ..... 67
3. Anthony Flood (1998-00) ..... 64
4. Arinze Anoruo (1998-01) ..... 57
5. David Victor (1995-97) ..... 55
6. Abie Ramirez (1994-96) ..... 49
7. Jimmy White (2001-03) ..... 48
8. Chris Lange (2001-06)..... 47
- Michael Boyd (1993-97) ..... 47
10. Joel Jones (2001-04)..... 42

### Steals

1. DaShawn Freeman (2002-06) . 283
2. Michael Boyd (1993-97) ..... 132
3. Damond Edwards (1992-97) ... 123
4. **Alex Bausley (2003-pres.)..... 117**
5. Rame Batta (1999-01)..... 115
6. Pablo Gonzales (1999-01) ..... 104
7. Pat Wallace (1991-93)..... 103
8. Rene Jacques (1998-02)..... 101
9. Raashad Hooks (2001-03) ..... 88
10. Derek Lambeth (1999-03)..... 81

### Turnovers

1. Damond Edwards (1992-97) ... 347
2. DaShawn Freeman (2002-06) . 344
3. Michael Boyd (1993-97) ..... 306
4. Rame Batta (1999-01)..... 157
5. Derek Lambeth (1999-03)..... 150
6. Joseth Dawson (2001-04)..... 148
7. Pablo Gonzales (1999-01) ..... 145
8. Jason Harris (2004-06) ..... 140
- David Drakeford (1996-98) ..... 140
10. Rickie Glenn (1999-01)..... 138

### Personal Fouls

1. DaShawn Freeman (2002-06) . 356
2. Michael Boyd (1993-97) ..... 293
3. Damond Edwards (1992-97) ... 277
4. Vincent Stewart (1992-95)..... 263
5. **Alex Bausley (2003-pres.)..... 228**
6. Cedric Thompkins (2000-04) ... 226
7. Rene Jacques (1998-02)..... 212
8. Arthur Tate (1993-97)..... 202
9. Derek Lambeth (1999-03)..... 198
10. Sean Houston (1996-99) ..... 162

# Div. I Season Records

## Points

1. Charlo Davis (1991-92) .....505
2. Jason Harris (2004-05) .....472
3. **Alex Bausley (2005-06) .....407**
4. Joseth Dawson (2003-04) .....404
5. Rickie Glenn (2000-01) .....401
6. Damond Edwards (1994-95) ...397
7. Pablo Gonzales (2000-01) .....395
8. DaShawn Freeman (2005-06) ..391
9. Derek Lambeth (2002-03).....376
10. Jameel Pugh (2004-05) .....374

## Points Per Game

1. Charlo Davis (1991-92) .....18.0
2. Jason Harris (2004-05) .....17.5
3. Rickie Glenn (2000-01) .....15.4
4. Jameel Pugh (2004-05) .....15.0
5. Damond Edwards (1996-97) ...14.8
6. Damond Edwards (1994-95) ...14.7
7. Pablo Gonzales (2000-01) .....14.6
8. Joseth Dawson (2003-04).....14.4
- Sean Houston (1997-98) .....14.4
10. Joseth Dawson (2001-02).....14.0
- Charlo Davis (1992-93) .....14.0

## Field Goals

1. Charlo Davis (1991-92) .....187
2. Rickie Glenn (2000-01) .....157
3. **Alex Bausley (2005-06) .....156**
4. Jason Harris (2004-05) .....144
5. Damond Edwards (1994-95) .....142
6. Abie Ramirez (1995-96) .....141
7. Pablo Gonzales (2000-01) .....136
8. Charlo Davis (1992-93) .....134
9. Anthony Flood (1999-00) .....133
- Sean Colter (1992-93) .....133

## Field Goal Attempts

1. Charlo Davis (1991-92) .....477
2. Damond Edwards (1994-95) .....353
3. Damond Edwards (1996-97) ...343
4. Jason Harris (2004-05) .....340
5. Sean Colter (1992-93) .....338
6. Jameel Pugh (2004-05) .....330
7. Joel Jones (2003-04) .....317
8. Charlo Davis (1992-93) .....315
9. **Alex Bausley (2005-06) .....312**
- Abie Ramirez (1995-96) .....312

## Field Goal Percentage

1. **Davon Roberts (2005-06) .....559**
2. Tad Hoogenbosch (1997-98) ...537
3. Jimmy White (2002-03) .....535
4. Arinze Anoruo (2000-01) .....534
5. Adrian Hillman (1994-95) .....529
6. **Justin Williams (2005-06) .....527**
7. Tony Champion (2003-04) .....523
8. Rickie Glenn (2000-01) .....515
9. **Alex Bausley (2005-06) .....500**
- Rickie Glenn (1999-00) .....500

## Three Point Field Goals

1. Charlo Davis (1991-92) .....88
2. Brandon Guyton (2003-04) .....78
3. Joseth Dawson (2001-02).....65
- Eric Carey (1995-96) .....65
5. Brandon Guyton (2002-03) .....64
6. Nate Murase (1998-99) .....62
7. Damond Edwards (1994-95) .....61
8. Jameel Pugh (2004-05) .....59
9. Charlo Davis (1992-93) .....58
10. Damond Edwards (1996-97) .....56

## Three Point Attempts

1. Charlo Davis (1991-92) .....256
2. Eric Carey (1995-96) .....223
3. Brandon Guyton (2003-04) .....208
4. Eric Carey (1996-97) .....204
5. Brandon Guyton (2002-03) .....197
6. Nate Murase (1998-99) .....185
7. Damond Edwards (1994-95) ....180
8. Charlo Davis (1992-93) .....176
9. Joseth Dawson (2001-02).....165
10. Damond Edwards (1996-97) ....162

## Free Throws

1. Jason Harris (2004-05) .....157
2. Joseth Dawson (2003-04) .....140
3. Derek Lambeth (2002-03).....125
4. Joseth Dawson (2001-02).....100
5. DaShawn Freeman (2005-06) ...96
6. Jason Harris (2005-06) .....94
7. DaShawn Freeman (2004-05) ...89
8. Rickie Glenn (2000-01) .....83
9. **Haron Hargrave (2005-06) .....82**
10. Sedessa Fisher (1997-98) .....80

## Free Throws Attempted

1. Jason Harris (2004-05) .....213
2. Derek Lambeth (2002-03).....177
3. Joseth Dawson (2003-04) .....165
4. Joseth Dawson (2001-02) .....136
5. Rickie Glenn (2000-01) .....133
6. Jason Harris (2005-06) .....125
7. DaShawn Freeman (2005-06) ..118
8. Rob Donohue (1991-92) .....115
9. **Alex Bausley (2005-06) .....114**
10. DaShawn Freeman (2004-05) ..113

## Assists

1. DaShawn Freeman (2005-06) ..165
2. Ryan Coleman (1997-98) .....140
3. Mark Hunter (1994-95) .....140
4. DaShawn Freeman (2004-05) ..138
5. Markel Sadler (1995-96) .....127
6. Nate Murase (1998-99) .....126
7. Raashad Hooks (2002-03) .....117
8. Rame Batta (2000-01) .....111
9. LeRonne Armstrong (1993-94) ..108
10. DaShawn Freeman (2002-03) ..104

## Rebounds

1. Sean Houston (1998-99) .....215
2. Abie Ramirez (1995-96) .....206
3. Anthony Flood (1999-00) .....192
4. Abie Ramirez (1994-95) .....190
5. Cedric Thompkins (2001-02) ...177
6. Jimmy White (2002-03) .....175
7. Arinze Anoruo (2000-01) .....163
8. Malcolm Merriman (1991-92) ..162
9. Cedric Thompkins (2003-04) .....158
10. **Alex Bausley (2005-06) .....157**
- Damond Edwards (1996-97) ....157

## Personal Fouls

1. Anthony Flood (1999-2000)....106
2. DaShawn Freeman (2005-06) ....97
- Alex Bausley (2005-06) .....97**
4. DaShawn Freeman (2002-03) ...95
- Rob Donohue (1991-92) .....95
6. Malcom Merriman (1991-92) .....90
7. Vincent Stewart (1993-95).....89
8. Jimmy White (2002-03) .....87
9. DaShawn Freeman (2003-04) ...85
10. Three Players .....84

## Turnovers

1. Damond Edwards (1994-95) ....120
2. Mark Hunter (1994-95) .....118
3. Damond Edwards (1993-94) ....109
4. DaShawn Freeman (2002-03) ..102
- Markel Sadler (1995-96) .....102
6. LeRonne Armstrong (1993-94) ...98
7. Nate Murase (1998-99) .....95
- Major Whitlock (1991-92).....95
9. Michael Boyd (1995-96) .....92
10. DaShawn Freeman (2005-06) ...91

## Blocked Shots

1. Vincent Stewart (1993-94) .....42
2. Sean Houston (1998-99) .....41
3. Anthony Flood (1999-00) .....39
- Abie Ramirez (1995-96) .....39
5. Jimmy White (2002-03) .....37
6. David Victor (1995-96) .....35
7. Joel Jones (2001-02) .....26
- Arinze Anoruo (2000-01) .....26
9. Anthony Flood (1998-99) .....25
- Vincent Stewart (1991-92).....25

## Steals

1. DaShawn Freeman (2005-06) ....82
- DaShawn Freeman (2004-05) ....82
3. DaShawn Freeman (2002-03) ....70
4. **Alex Bausley (2005-06) .....64**
5. Rame Batta (2000-01) .....58
6. Rame Batta (1999-2000) .....57
7. Jason Harris (2004-05) .....55
8. Pablo Gonzales (2000-01) .....53
- Pat Wallace (1992-93) .....53
10. Three Players .....51



**Charlo Davis**



**Sedessa Fisher**



**Anthony Flood**



**Rickie Glenn**



**Sean Houston**



# All-Time Game Records

## 100-Point Games

- 131-100 .....vs. Chico State (1987-88)
- 124-96 .....vs. Chico State (1988-89)
- 121-111 .....at Chico State (1987-88)
- 118-103 ....vs. Sonoma State (1987-88)
- 117-77 .....vs. Humboldt St. (1974-75)
- 115-85 .....vs. Sonoma State (1965-66)
- 114-107 .....at SFSU (1965-66)
- 113-127 .....at USIU (1987-88)
- 113-92 .....at CS Hayward (1987-88)
- 113-89 .....vs. CS Hayward (1976-77)
- 111-108 .....at Stanislaus St. (1979-80)
- 111-90 .....vs. So. Oregon (1977-78)
- 110-97 .....at No. Arizona (2003-04)
- 110-106 .vs. UW Milwaukee (1991-92)
- 110-112 ....vs. UA Fairbanks (1988-89)
- 109-58 .....vs. Simpson (1985-86)
- 109-62 .....at Sonoma State (1970-71)
- 108-82 .....vs. Cal State LA (1988-89)
- 108-89 .....vs. Stanislaus St. (1979-80)
- 107-106 .....at Idaho State (2005-06)
- 107-96 .vs. San Francisco St. (1975-76)
- 106-94 ....vs. Long Beach St. (2005-06)
- 106-91 .....at Chico State (1989-90)
- 106-102 ....vs. Emporia State (1987-88)
- 106-58 .....vs. Dominican (1984-85)
- 106-104 .....vs. Stanislaus St. (1982-83)
- 106-80 .....vs. Humboldt St. (1967-68)
- 106-93 .vs. San Francisco St. (1965-66)
- 105-132 .....at Southern Utah (1990-91)
- 105-66 .....vs. Whittier (1974-75)
- 105-76 .....vs. Fresno Pacific (1968-69)
- 104-86 .....at UC Davis (1988-89)
- 104-93 .....at Cal State LA (1987-88)
- 104-78 .....at Cal Western (1967-68)
- 103-48 .....vs. Bethany (2000-01)
- 103-93 .....at USIU (1990-91)
- 103-79 .....vs. UC Davis (1989-90)
- 103-76 .....vs. Stanislaus St. (1977-78)
- 103-86 .....vs. Humboldt St. (1976-77)
- 103-86 .....vs. Humboldt St. (1975-76)
- 103-78 .....at Lewis & Clark (1968-69)
- 103-98 .....vs. Fresno Pacific (1965-66)
- 103-87 .....vs. CS Fullerton (1964-65)
- 103-102 .at San Francisco St. (1964-65)
- 102-87 ....vs. UA Anchorage (1989-90)
- 102-64 .....vs. Sonoma St. (1970-71)
- 101-116 .....at Idaho (1991-92)
- 100-61 ....vs. William Jessup (2005-06)
- 100-76 .....at Cal Lutheran (1989-90)
- 100-88 .....vs. Florida Intl. (1988-89)
- 100-76 .....vs. CS Hayward (1982-83)
- 100-91 .....vs. CS Hayward (1977-78)
- 100-51 .....vs. Macalester (1975-76)
- 100-61 .....vs. Sonoma St. (1971-72)
- 100-95 .....at Chico State (1965-66)


## Game Records

- Most Combined Points**  
240, SAC 127-USIU 113 (1987-88)
- Most Points Allowed**  
132 vs. Southern Utah (2-11-91)
- Most Points in a Period (Div. I)**  
58 at USC (1st, 11-30-91)  
67 at Northern Arizona (2nd, 2-7-04)  
25 vs. UW Milwaukee (ot, 1-9-92)
- Fewest Points in a Period (Div. I)**  
12 at Oregon State (1st, 11-29-97)  
14 at Marquette (2nd, 12-15-91)  
0 at Montana (ot, 2-3-00)
- Most Field Goals Made**  
47 vs. Chico State (11-18-88)  
41 vs. UW Milwaukee (1-9-92, Div. I)
- Fewest Field Goals Made**  
11 at San Francisco (12/4/99)
- Most FG Attempted**  
102 vs. Humboldt State (1967-68)  
86 vs. Southern Utah (2-22-92, Div. I)
- Fewest Field Goals Attempted**  
40 at Saint Mary's (11-28-01)
- Best FG Percentage**  
64.1 (43-67) vs. UA Fairbanks (1-10-89)  
61.4 (27-44) at MSU (1-30-03, Div. I)
- Lowest FG Percentage**  
20.4 (11-54) at USF (12-4-99)
- Most Three-Pointers Made**  
17 vs. Idaho State (2-21-04)
- Fewest Three-Pointers Made**  
0 (3x), last at Montana State (11-28-93)
- Most Three-Pointers Attempted**  
39 vs. Idaho State (2-21-04)
- Fewest Three-Pointers Attempted**  
6 (4x), last at Toledo (12-20-94)
- Best 3FG Percentage**  
66.7 (4-6) vs. UCSB (12-21-92)
- Lowest 3FG Percentage**  
0.0 (3x), last at MSU (0-6, 11-28-93)
- Most Free Throws Made**  
34 vs. Chico State (1967-68)  
34 vs. Sonoma State (1971-72)  
31 vs. Eastern Wash. (2-3-05, Div. I)
- Fewest Free Throws Made**  
1 vs. Portland State (1-17-99)
- Most Free Throw Attempts**  
51 vs. Nevada (1954-55)  
47 vs. Chicago State (2-3-92, Div. I)
- Fewest Free Throws Attempted**  
3 at Saint Mary's (1-18-94)
- Best Free Throw Pct (Min. 15 att)**  
95.5 (21-22) at Lipscomb (1-4-03)
- Lowest Free Throw Pct (Min. 15 att)**  
29.2 (7-24) at UC Riverside (12-27-01)

- Fewest Points in a Loss**  
30 vs. Fresno State (1948-49)
- Fewest Points in a Win**  
39-28 vs. USF (1951-52)
- Fewest Points Allowed**  
28 vs. USF (1951-52)
- Largest Winning Margin**  
55 vs. Bethany (11-17-00)
- Largest Losing Margin**  
53 vs. Saint Mary's, 96-43 (1984-85)
- Most Rebounds**  
80 vs. Fresno Pacific (1969-70)  
57 vs. Idaho State (1-17-98, Div. I)
- Fewest Rebounds**  
16 at Northern Arizona (3-7-06)
- Most Assists**  
25 vs. San Jose Christian (12-2-03)
- Fewest Assists**  
2 (2x), last at Eastern Wash. (1-8-05)
- Most Turnovers**  
39 at Cal Poly (11-23-98)
- Fewest Turnovers**  
5 at Portland State (2-6-97)
- Most Blocks**  
11 vs. Butler (12-27-93)
- Fewest Blocks**  
0 (20x), last at UC Davis (11-30-05)
- Most Steals**  
21 vs. Bethany (11-17-00)
- Fewest Steals**  
1 (3x), last vs. No. Illinois (11-19-97)

## Individual Records

- Points in a Game**
  1. Lynn Livie (1965-66) ..... 51
  2. Alex Williams (1987-88) ..... 41
  3. Jameel Pugh (2004-05) ..... 40
  4. Alex Williams (1986-87) ..... 37
  5. Diamond Edwards (1996-97) ..... 36
  - Robert Martin (1988-89) ..... 36
  7. Mike Kane (1990-91) ..... 35
  8. Sedessa Fisher (1997-98) ..... 33
  - Charlo Davis (1991-92) ..... 33
  - Robert Martin (1987-88) ..... 33
- Most Field Goals Made**  
22 by Lynn Livie (1965-66)
- Most Field Goal Attempts**  
34 by Lynn Livie (1965-66)
- Most Free Throws Made**  
16 by Bill Steinmetz (1970-71)
- Most Free Throw Attempts**  
19 by Jason Harris (2004-05)
- Most Rebounds**  
24 by Bill Whitaker (1960-61)



# Div. I Game Records

## Points

40	..... Jameel Pugh vs. William Jessup (1/25/05)
36	..... Damond Edwards vs. Eastern Wash. (2/8/97)
33	..... Sedessa Fisher at Oregon State (11/29/97)
33	..... Charlo Davis at UC Davis (2/2/92)
32	..... Joseph Dawson vs. Weber State (2/19/04)
32	..... Sedessa Fisher at Eastern Wash. (2/7/98)
32	..... Sedessa Fisher vs. Eastern Wash. (1/8/98)

## Field Goals

15	..... Jameel Pugh vs. William Jessup (1/25/05)
14	..... Sedessa Fisher at Eastern Wash. (2/7/98)
13	..... Sean Houston at Northern Arizona (1/4/99)
13	..... Sean Houston at Portland State (1/10/98)
13	..... Sedessa Fisher at Oregon State (11/29/97)
13	..... Mark Hunter at Toledo (12/10/94)

## Field Goal Attempts

25	..... Charlo Davis vs. Northeastern Illinois (2/20/92)
25	..... Major Whitlock at Montana State (1/11/92)
24	..... Sean Houston at Minnesota (12/29/98)
24	..... Sedessa Fisher at Oregon State (11/29/97)
24	..... Charlo Davis at Fresno State (11/25/91)

## Three-Pointers Made

8	..... Jameel Pugh vs. William Jessup (1/25/05)
8	..... Charlo Davis at USC (11/30/91)
7	..... Jameel Pugh vs. Montana State (2/19/05)
7	..... Brandon Guyton at Texas A&M-C.C. (1/14/03)
7	..... Joseph Dawson at Portland State (2/1/02)
7	..... Damond Edwards vs. Cal Poly (2/11/95)

## Three-Pointers Attempted

16	..... Eric Carey vs. Weber State (2/1/97)
16	..... Eric Carey at Cal State Northridge (2/1/96)
16	..... Charlo Davis vs. Cal State Northridge (2/8/92)
15	..... Brandon Guyton at San Jose State (12/13/03)
15	..... Nate Murase at Idaho State (2/20/99)
15	..... Eric Carey vs. Texas-San Antonio (12/7/96)

## Free Throws Made

15	..... Sedessa Fisher vs. Eastern Wash. (1/8/98)
14	..... Jason Harris vs. Portland State (2/5/05)
14	..... Joseph Dawson at Northern Arizona (2/7/04)
13	..... Jason Harris vs. UC Davis (12/1/04)
13	..... Pablo Gonzales vs. UC Riverside (1/19/01)

## Free Throws Attempted

19	..... Jason Harris vs. Portland State (2/5/05)
18	..... David Joiner at Loyola Marymount (12/8/01)
16	..... Rickie Glenn at Weber State (2/17/01)
16	..... Sedessa Fisher vs. Eastern Wash. (1/8/98)
15	..... Rob Donohue at UC Santa Barbara (12/2/91)

## Rebounds

18	..... Sean Houston at Eastern Wash. (2/7/98)
18	..... Sean Houston vs. Idaho State (1/17/98)
17	..... Abie Ramirez vs. San Diego (11/24/95)
16	..... Sean Houston at Idaho State (2/14/98)
16	..... Sean Houston at Montana (11/30/96)

## Offensive Rebounds

10	..... Malcolm Merriman vs. Southern Utah (2/22/92)
9	..... Sean Houston vs. Idaho State (1/17/98)
8	..... Ten times by nine players

## Defensive Rebounds

15	..... Adrian Hillman vs. Columbia (12/31/94)
14	..... Sean Houston at Eastern Wash. (2/7/98)
11	..... Jimmy White vs. Idaho State (1/23/03)
11	..... Rickie Glenn vs. Montana State (2/10/00)
11	..... Sean Houston vs. Eastern Wash. (2/13/99)
11	..... Sean Houston vs. Montana (1/27/99)
11	..... Damond Edwards vs. Montana State (1/30/97)

## Assists

13	..... Nate Murase at Fresno State (12/1/98)
13	..... Ryan Coleman vs. Montana State (1/29/98)
12	..... DaShawn Freeman at Idaho State (1/12/06)
12	..... Raashad Hooks at Texas A&M-C.C. (1/14/03)
12	..... Ryan Coleman vs. Idaho State (1/17/98)
11	..... Five times by three players

## Turnovers

12	..... Damond Edwards at USC (12/6/94)
12	..... Damond Edwards at CS Northridge (2/19/94)
11	..... DaShawn Freeman at Portland State (1/6/05)
11	..... Nate Murase at Cal Poly (11/23/98)
10	..... Abie Ramirez at Fairfield (12/7/95)

## Blocked Shots

6	..... David Victor vs. Oral Roberts (1/26/97)
5	..... Jimmy White vs. Weber State (1/25/03)
5	..... Anthony Flood vs. Cal State Northridge (1/27/00)
5	..... Anthony Flood vs. Nevada (12/8/99)
5	..... Sean Houston vs. Weber State (1/2/99)
5	..... David Victor at Cal Poly (2/3/96)
5	..... Abie Ramirez vs. Montana (11/27/95)
5	..... Vincent Stewart at San Diego (3/1/94)

## Steals

10	..... DaShawn Freeman vs. Montana (2/17/05)
8	..... DaShawn Freeman at Portland State (1/6/05)
7	..... DaShawn Freeman vs. Idaho State (2/11/06)
7	..... DaShawn Freeman vs. UC Davis (12/1/04)
7	..... DaShawn Freeman at Cal Poly (12/6/03)
7	..... Raashad Hooks at Northern Arizona (1/11/03)
7	..... Michael Boyd vs. UC Davis (11/29/95)
7	..... Michael Boyd vs. Cal Poly (2/11/95)

## Minutes Played

48	..... Jimmy White at Northern Arizona (1/11/03)
47	..... Sean Houston vs. Idaho State (1/17/98)
47	..... Ryan Coleman vs. Idaho State (1/17/98)
46	..... Abie Ramirez vs. San Diego (11/24/95)
44	..... Joel Jones vs. Weber State (2/8/02)
44	..... David Drakeford vs. Northern Illinois (11/19/97)
44	..... Michael Boyd at Idaho State (1/3/96)
44	..... Adrian Hillman vs. Gonzaga (1/8/95)
44	..... Mark Hunter vs. Gonzaga (1/8/95)



## Team Season Records

### Yearly Statistic Totals (1981-pres.)

Year	G	FG-FGA	PCT	3FG-3FGA	PCT	FT-FTA	PCT	REB/AVG	PF-D	AST	TO	BLK	STL	PTS	AVG
2005-06	30	802-1866	.430	219-634	.345	450-635	.709	994/33.1	675-12	375	377	113	295	2273	75.8
2004-05	28	654-1696	.386	193-583	.331	433-640	.677	1000/35.7	634-20	334	421	86	279	1934	69.1
2003-04	28	672-1661	.405	225-620	.363	420-627	.670	1015/36.3	621-18	378	416	83	240	1989	71.0
2002-03	29	660-1611	.410	165-539	.306	409-608	.673	963/33.2	615-18	375	480	87	247	1894	65.3
2001-02	28	711-1682	.423	175-517	.338	457-694	.659	979/35.0	599-11	385	466	81	252	2054	73.4
2000-01	27	680-1598	.426	148-477	.310	397-619	.641	872/32.3	567-12	377	476	68	260	1905	70.6
1999-00	27	616-1548	.398	147-467	.315	297-442	.672	886/32.8	476-18	320	404	95	240	1676	62.1
1998-99	26	598-1570	.381	179-548	.327	193-348	.555	879/33.8	438-7	333	441	104	198	1568	60.0
1997-98	26	577-1435	.402	113-387	.292	250-450	.556	915/35.2	500-17	294	472	51	121	1517	58.3
1996-97	26	563-1549	.363	160-534	.300	267-433	.617	939/36.1	530-21	301	448	75	171	1553	59.7
1995-96	27	649-1614	.402	166-576	.288	353-558	.633	1032/38.2	523-18	337	541	118	207	1817	67.3
1994-95	27	682-1582	.430	110-373	.295	311-512	.607	952/35.3	605-28	350	511	78	203	1783	66.0
1993-94	27	639-1712	.373	110-433	.254	272-448	.607	998/37.0	533-22	318	522	113	196	1660	61.5
1992-93	27	623-1607	.388	140-416	.337	275-433	.635	823/30.5	607-22	346	499	66	198	1661	61.5
1991-92	28	741-1797	.412	163-519	.314	434-664	.654	1005/35.9	694-28	364	607	78	263	2079	74.3
1990-91	26	762-1766	.431	160-465	.344	394-635	.620	1026/39.5	657-20	368	459	87	243	2078	79.9
1989-90	31	924-2107	.439	222-573	.387	496-719	.690	1280/41.3	796-33	470	529	82	293	2566	82.8
1988-89	28	862-1804	.478	217-571	.380	504-703	.717	1078/38.5	606-12	456	527	117	247	2445	87.3
1987-88	30	1010-2154	.469	303-725	.418	471-726	.649	1275/42.5	590-18	566	603	100	291	2794	93.1
1986-87	28	806-1753	.460	155-385	.403	306-476	.643	1065/38.0	578-9	411	422	149	230	2073	74.0
1985-86	28	809-1648	.491	None	---	349-523	.667	1014/36.2	N/A	471	N/A	137	254	1969	70.3
1984-85	30	800-1757	.455	None	---	409-614	.666	1065/35.3	N/A	451	N/A	103	166	2009	67.0
1983-84	32	845-1769	.478	None	---	430-699	.615	1080/33.8	283	409	511	75	167	2138	66.8
1982-83	26	809-1728	.468	None	---	369-575	.642	1034/39.8	620	367	479	70	191	1990	76.5
1981-82	26	704-1501	.469	None	---	326-509	.640	866/33.3	527	273	402	65	193	1730	61.5

### Team Season Records (Overall and Div. I)

#### Most Wins

1987-88	22
1961-62	20
1970-71/1971-72	18
2005-06 (Div. I)	15

#### Points Scored

1987-88	2,794
1989-90	2,566
1988-89	2,445
2005-06 (Div. I)	2,273

#### Points Per Game

1987-88	93.13
1988-89	87.32
1989-90	82.77
2005-06 (Div. I)	75.77

#### Fewest Points Scored

1997-98 (Div. I)	1,517
1996-97 (Div. I)	1,553
1998-99 (Div. I)	1,568

#### Fewest Points Per Game

1997-98 (Div. I)	58.35
1996-97 (Div. I)	59.73
1998-99 (Div. I)	60.31

#### Field Goals Made

1987-88	1,010
1989-90	924
1988-89	862
2005-06 (Div. I)	802

#### Field Goals Attempted

1987-88	2,153
1989-90	2,107
2005-06 (Div. I)	1,866

#### Field Goal Percentage

1985-86	.491
1988-89	.478
1983-84	.478
1994-95 (Div. I)	.431

#### Three-Pointers Made

1987-88	303
2003-04 (Div. I)	225
1989-90	222

#### Three-Point FG Percentage

1987-88	.418
1986-87	.403
1989-90	.384
2003-04 (Div. I)	.363

#### Three-Pointers Per Game

1987-88	10.10
2003-04 (Div. I)	8.04
1988-89	7.75

#### Free Throws Attempted

1987-88	726
1989-90	719
1988-89	703
2001-02 (Div. I)	694

#### Free Throw Percentage

1988-89	.717
2005-06 (Div. I)	.709
1989-90	.690

#### Rebounds

1967-68	1,448
1989-90	1,280
1987-88	1,275
2003-04 (Div. I)	1,015

#### Rebounds Per Game

1967-68	55.80
1987-88	42.50
1989-90	41.29
2003-04 (Div. I)	36.25

#### Personal Fouls

1989-90	796
1991-92 (Div. I)	694
2005-06 (Div. I)	675

#### Assists

1987-88	566
1985-86	471
1989-90	470
2001-02 (Div. I)	385

#### Assists Per Game

1987-88	18.87
1985-86	16.82
1988-89	16.29
2000-01 (Div. I)	13.96

#### Turnovers

1991-92 (Div. I)	607
1987-88	603
1995-96	541

#### Turnovers Per Game

1991-92 (Div. I)	21.68
1987-88	20.10
1995-96	20.04

#### Fewest Turnovers

2005-06 (Div. I)	377
1981-82	402
1999-00	404
2003-04	416

#### Blocked Shots

1986-87	149
1985-86	137
1995-96 (Div. I)	118

#### Blocked Shots Per Game

1986-87	5.32
1985-86	4.89
1995-96 (Div. I)	4.37

#### Steals

2005-06 (Div. I)	295
1989-90	293
1987-88	291

#### Steals Per Game

2004-05 (Div. I)	9.96
2000-01 (Div. I)	9.96
2005-06 (Div. I)	9.83



## Div. I Conference Honors

### 2005-06

Alex Bausley      First Team All-Big Sky  
                          Big Sky Player of the Week (11/22)  
                          Big Sky Player of the Week (1/16)

DaShawn Freeman      First Team All-Big Sky  
                          Big Sky Co-Defensive Player of the Year  
                          Big Sky Player of the Week (11/28)  
                          Big Sky Player of the Week (12/19)

Loren Leath      Honorable Mention All-Big Sky

### 2004-05

Zane Beekman      Big Sky All-Academic

DaShawn Freeman      Hon. Mention All-Big Sky  
                          Big Sky Player of the Week

Jason Harris      First Team All-Big Sky  
                          Big Sky Newcomer of the Year

Jameel Pugh      First Team All-Big Sky  
                          Big Sky Player of the Week (1/31)  
                          Big Sky Player of the Week (2/21)

### 2003-04

Joseph Dawson      First Team All-Big Sky  
                          Big Sky Player of the Week (2/9)  
                          Big Sky Player of the Week (2/23)

Joel Jones      Honorable Mention All-Big Sky

### 2002-03

Derek Lambeth      First Team All-Big Sky  
                          Big Sky Player of the Week

Jimmy White      Honorable Mention All-Big Sky  
                          Big Sky Player of the Week

### 2001-02

Joel Jones      Honorable Mention All-Big Sky

### 2000-01

Tony Champion      Big Sky All-Academic

Rickie Glenn      Honorable Mention All-Big Sky

Rene Jacques      Big Sky All-Academic

### 1999-00

Anthony Flood      Honorable Mention All-Big Sky  
                          Big Sky Player of the Week

Rene Jacques      Big Sky All-Academic

### 1998-99

Antoine Bailey      Big Sky Player of the Week

Rene Jacques      Big Sky All-Academic

Nate Murase      Honorable Mention All-Big Sky  
                          Big Sky Freshman of the Year

### 1997-98

Sean Houston      Honorable Mention All-Big Sky

Erik Jorissen      Big Sky Player of the Week

Jimmy Landry      Big Sky All-Academic

### 1996-97

Damond Edwards      Hon. Mention All-Big Sky  
                          Big Sky Player of the Week

### 1995-96

Michael Boyd      First Team All-AWC

Eric Carey      Honorable Mention All-AWC

Abie Ramirez      First Team All-AWC  
                          American West All-Tournament  
                          American West Player of the Week

Markel Sadler      Second Team All-AWC

David Victor      Second Team All-AWC  
                          American West Player of the Week

### 1994-95

Deon Amos      AWC Co-Freshman of the Year

Michael Boyd      Honorable Mention All-AWC

Damond Edwards      Second Team All-AWC  
                          American West All-Tournament  
                          American West Player of the Week

Mark Hunter      Honorable Mention All-AWC  
                          American West Player of the Week

Abie Ramirez      First Team All-AWC

### Sacramento State's Conference History

Big Sky Conference	First Season: 1996-97
America West Conference	First Season: 1994-95, Last Season: 1995-96
Great Northwest Conference	First Season: 1988-89, Last Season: 1989-90
Northern California Athletic Conference	First Season: 1982-83, Last Season: 1984-85
Far Western Conference	First Season: 1958-59, Last Season: 1981-82



# HORNETS IN THE PROS



**JOEL  
JONES**

**DAMOND  
EDWARDS**

**TROY  
SELVEY**

**PABLO  
GONZALES**

## **Hornets in the Pros (During the Div. I era, 1991-Pres.)**

### **Tony Champion**

Fresno Heatwave (2005) - American Basketball Association  
Chico Fire (2005) - International Basketball League

### **Damond Edwards**

Mobile Revelers (2002) - NBA Development League  
Billings Rimrockers (1999) - International Basketball Assoc.  
Harlem Globetrotters (1997-98)

### **Anthony Flood**

Melbourne Tigers (2002-03) - Australian Basketball Assoc.  
Mildura Mavericks (2001-02) - Australian Basketball Assoc.  
Mount Gambier Pioneers (2000-01) - Australian Basketball Assoc.

### **DaShawn Freeman**

Butte Daredevils (2006-pres.) - Continental Basketball Assoc.

### **Rickie Glenn**

Mazatlan Delfines (2003) - CIBACOPA (Mexican Basketball League)

### **Pablo Gonzales**

Okapi Aalstar (2003-pres.) - Belgian Basketball League  
Gent Dragons (2001-03) - Belgian Basketball League

### **Sean Houston**

Rockingham Flames (2004) - Australian Basketball Assoc.  
UDE Temuco (2003-04) - Chilean Basketball League

### **Joel Jones**

Signed by the NBA Developmental League in September, 2006  
Shangdong Jinsidun Lions (2005-06) - Chinese Basketball Assoc.  
Bayamon Vaqueros (2002-06) - Superior League of Puerto Rico

### **Troy Selvey**

Tirgu Mures Tigers (2006-pres.) - Romanian Basketball League  
Essex & Herts Leopards (2004-06) - England Basketball League  
Coventry Crusaders (2003-04) - England Basketball League  
San Lucas Los Paisas (2003) - CIBACOPA (Mexican Basketball League)



## Hornet Roster (1975-76 to Present)

**A**

Adams, Randy.....	2005-pres
Anoruo, Arinze.....	1999-01
Amos, Deon.....	1995
Anderson, Darnell.....	1980-81
Armstead, Gus.....	1985-86
Armstrong, Chris.....	2001
Armstrong, LeRonne.....	1994
Atterbery, Bob.....	1983-84

**B**

Bailey, Antoine.....	1999
Baity, Louie.....	1997
Ballard, Greg.....	1990-91
Bartlewski, Randy.....	1990
Bass, Fred.....	1984
Bass, Marcellus.....	1996-97
Batta, Rame.....	2000-01
<b>Bausley, Alex.....</b>	<b>2004-pres</b>
Beekman, Zane.....	2005-06
Bell, Aaron.....	1995
Biglen, Scott.....	1983
Bolds, Julius.....	1976
Borum, Ted.....	1978-79
Boyd, Michael.....	1994-97
Brewer, Jim.....	2000-01
Brown, Larry.....	1987
Brown, Shamarr.....	1992-93
Buckingham, Tristan.....	1988

**C**

Campbell, Rick.....	1988-89
Carey, Eric.....	1996-97
Carlson, Russ.....	1976-77
Casares, Adam.....	2000-01
Chambers, Headley.....	1979-83
Champion, Tony.....	2001-04
Chatman, Ron.....	1981-82
Clark, Tim.....	1998
Coleman, Ryan.....	1998
Collier, Antwon.....	1995
Colter, Sean.....	1993
Conساني, Dave.....	1981-82
Copple, Steve.....	1976
Cormier, Jacques.....	1991
Cotton, Byron.....	1995
Cramer, Stan.....	1980
Cravey, Leo.....	2002-03
Cunningham, Dan.....	1976

**D**

Dahlberg, Chris.....	1984-85
Davis, Charlo.....	1992-93
Davis, Nate.....	1986
Dawson, Joseth.....	2002-04
DelGadillo, Angel.....	1994
Diop, Djibril.....	2003-04
Dominguez, Paul.....	1984
Donohue, Rob.....	1992
Donovan, Jim.....	1977-78
Dosh, Pete.....	1979-80
Drakeford, David.....	1997-98
Durham, Vernon.....	1983-85, 87

**E**

Edwards, Damond.....	1993-95, 97
Edwards, Richmond.....	1996
Epps, Marvin.....	1985
Essman, David.....	1977-78
Evans, Charles.....	1991, 93

**F**

Faison, Sidney.....	1997
Farr, Chris.....	1987-88
Fisher, Sedessa.....	1998
Flood, Anthony.....	1999-00
Freeman, DaShawn.....	2003-06

**G**

Gardner, Garry.....	1984
Garland, Joe.....	1975-76
Gerard, Mike.....	1984-85
Giles, Glen.....	1981-83
Gilyard, Brian.....	1985
Gilzene, Jason.....	2005-06
Glenn, Rickie.....	2000-01
Gonzales, Pablo.....	2000-01
Gooding, Nick.....	2003-04
Graham, Dave.....	1981
Granucci, Greg.....	1991
Gray, Van.....	1986
Green, Leon.....	1990
Grund, Tim.....	1985
Gulo, Chuck.....	1976-77
Guyton, Brandon.....	2003-04

**H**

Halverson, Erick.....	1995-96
Hardy, Chris.....	1998
<b>Hargrave, Aaron.....</b>	<b>2006-pres</b>
Harris, E.J.....	2004-05
Harris, Jason.....	2005-06
Harris, Matt.....	1985
Haskins, Glenn.....	1979
Heise, John.....	1979
Hightower, Jon.....	1985
Hillman, Adrian.....	1995
Hines, Aaron.....	1981
Hoffart, Jake.....	1995
Holt, Anthony.....	1983
Hoogenbosch, Tad.....	1996, 98
Hooks, Raashad.....	2002-03
Hopkins, Derrick.....	1986-87
Houston, Laurence.....	1976
Houston, Sean.....	1997-99
Hull, Rich.....	1986
Hunter, Mark.....	1995
Hynier, Tony.....	1991

**I**

Ingram, Uylous.....	1983
---------------------	------

**J**

Jacobs, Washington.....	1979-81
Jacobson, Eric.....	1980
Jacques, Rene.....	1999-02
Jansen, Jim.....	1981-82
Jenkins, Mike.....	1996-97
Jensen, Chris.....	1982-83
Johnson, Chris.....	1998
Johnson, Rich.....	1980-82
Joiner, David.....	2001-02
Jolliff, Jack.....	1979
Jones, Joel.....	2002-04
Jones, Mark.....	1989-92
Jordan, Willie.....	1991
Jorgenson, Brad.....	1988-89
Jorissen, Erik.....	1998-99

**K**

Kane, Mike.....	1989-91, 93
Kagel, Carl.....	1992
Kelleybrew, Cassius.....	1986-87
King, De.....	1976
King, Henry.....	1988-89
King, Michael.....	1994
Knuty, Dave.....	1976

**L**

Lambeth, Derek.....	2000-03
Landry, Jimmy.....	1998-99
Lange, Chris.....	2003-06
Langley, Greg.....	1984
Langston, John.....	1980
Lauder, Randy.....	1977
<b>Leath, Loren.....</b>	<b>2006-pres</b>
Little, Tim.....	1990-91
Logan, Jeff.....	1986
Lovett, Rick.....	1976

**M**

Malone, Marcus.....	1999
Martin, Robert.....	1986-89
Massop, Tony.....	1986-87
Matthews, Leland.....	1998
McCarthy, Ken.....	1980-81
McClendon, Sean.....	1988-89
McClure, Mark.....	1980
McCoin, Bill.....	1989-91
McDuffie.....	1978
McKay, Schuyler.....	2005
McMiller, Kevin.....	1985
Medunjanin, Emir.....	2003
Menefee, Clark.....	1990
Meriman, Malcolm.....	1990-92
Morris, Robert.....	1992-93
Murase, Nate.....	1999

**N**

Nunes, Steve.....	1978-79
-------------------	---------

**O**

O'Keefe, Terry.....	1990
Olson, Chuck.....	1984
Opdyke, Don.....	1978-79

**P**

Passalacqua, Jeff.....	1981-82
Patterson, Ricky.....	1979-80
Patterson, Shawn.....	1999
Payne, James.....	2004
Pembroke, Darren.....	1983-84
Perry, Aaron.....	2005-06
Perry, Grover.....	1987-88
Pompey, Tim.....	1996
Pugh, Jameel.....	2004-05
Purvis, Paul.....	1981-82

**R**

Ramirez, Abie.....	1995-96
Ranney, Kaleb.....	1998
Ransom, Boyd.....	1983
Reed, Bobby.....	1980
Richardson, Jay.....	2001-02
Roberts, David.....	1976
<b>Roberts, Davon.....</b>	<b>2005-pres</b>
Robinson, Nate.....	1977-78
Rubenfield, John.....	1982
Rudder, Mike.....	1977

**S**

Sadler, Markel.....	1996
Saulisberry.....	1979
Scheff, Eddie.....	1983
Scholl, Mike.....	1988-89
Segal, Alan.....	1978-79
Segeberg, Bo.....	2000
Selvey, Troy.....	1999-02
Simmons.....	1978
Simon, Scott.....	1983
Smartt, Sean.....	1986-89
Smith, Carlos.....	1998
Smith, Jeff.....	1989-90
Smith, Pete.....	1978-79
Spaulding, Glen.....	1985-87
Stanfill, Roger.....	1976
Stewart, Vincent.....	1992-95
Stripe, John.....	1982, 84
Suva, John.....	1977
Swift, David.....	1997-99

**T**

Tate, Arthur.....	1994-97
Thompkins, Cedric.....	2001-04
Thompson, Earl.....	1994
Treadwell, Butch.....	1980-81
Turner, Rovann.....	1983

**V**

Vail, Zach.....	1986
Vaughn, Greg.....	1976-77
Vaughn, Tony.....	1981
Vazquez, Ray.....	1991-92
Victor, David.....	1996-97

**W**

Wallace, Pat.....	1990-93
Walton, Ronnie.....	2002
Ward, James.....	1982
Welte, Randy.....	1985
Westermann, Jeff.....	1997
White, Jimmy.....	2002-03
Whitlock, Major.....	1992-93
Wieck, Thomas.....	1999-00
Williams, Alex.....	1987-88
Williams, Byron.....	1977-78
Williams, Damone.....	1993-94
Williams, Edwin.....	1994-96
<b>Williams, Justin.....</b>	<b>2006-pres</b>
Wise, Pierre.....	1983-84
Woodard, Bruce.....	1986-89
<b>Woods, Clark.....</b>	<b>2006-pres</b>
Wright, Jason.....	1998
Wright, Russell.....	1979-80
Wudel, Mark.....	1980

**Z**

Zeigler, Simon.....	1984-86
---------------------	---------



**Tony Champion**



**Mark Jones**



**Derek Lambeth**



**Justin Williams**



**Major Whitlock**

### Hornet Four-Year Letterwinners

Boyd, Michael.....	1994-97	Lange, Chris.....	2003-06
Chambers, Headley.....	1979-83	Martin, Robert.....	1986-89
Champion, Tony.....	2001-04	Selvey, Troy.....	1999-02
Durham, Vernon.....	1983-87	Smartt, Sean.....	1986-89
Edwards, Damond.....	1993-97	Stewart, Vincent.....	1992-95
Freeman, DaShawn.....	2003-06	Tate, Arthur.....	1994-97
Jacques, Rene.....	1999-02	Thompkins, Cedric.....	2001-04
Jones, Mark.....	1989-92	Wallace, Pat.....	1990-93
Kane, Mike.....	1989-93	Woodard, Bruce.....	1986-89
Lambeth, Derek.....	2000-03		

Years played represents the year at the end of the season. For example, the 1998-99 season would be listed as 1999. If a player was active from the 1985-86 season through the 1987-88 season, he would be listed as 1986-88.



## Coaching History



**Warren Conrad**  
1949-52

Record ..... 47-43  
 Winning Percentage ..... .522  
 Best Record ..... 18-10 (1951-52)  
 Worst Record ..... 6-11 (1948-49)  
 Most Wins in a Season ..... 18 (1951-52)  
 Consecutive Wins ..... 8 (1951-52)  
 Consecutive Losses ..... 6 (1950-51)



**Dr. Hal Wolf**  
1953-56  
1958-59

Record ..... 78-70  
 Winning Percentage ..... .527  
 Best Record ..... 22-8 (1952-53)  
 Worst Record ..... 9-17 (1954-55)  
 Most Wins in a Season ..... 22 (1952-53)  
 Consecutive Wins ..... 13 (1952-53)  
 Consecutive Losses ..... 9 (1954-55)



**Harvey Roloff**  
1957

Record ..... 10-14  
 Winning Percentage ..... .417  
 Best Record ..... 10-14 (1956-57)  
 Worst Record ..... 10-14 (1956-57)  
 Most Wins in a Season ..... 10 (1956-57)  
 Consecutive Wins ..... 4 (1956-57)  
 Consecutive Losses ..... 3 (1956-57)



**Ev Shelton**  
1960-68

Record ..... 116-117  
 Winning Percentage ..... .498  
 Best Record ..... 18-8 (1960-61)  
 Worst Record ..... 8-18 (1963-64)  
 Most Wins in a Season ..... 20 (1961-62)  
 Consecutive Wins ..... 6 (1961-62)  
 Consecutive Losses .. 8, 2x (62-63, 63-64)



**Jack Heron**  
1969-77  
1980-84

Record ..... 190-186  
 Winning Percentage ..... .505  
 Best Record ..... 18-8 (1970-71/71-72)  
 Worst Record ..... 9-18 (1980-81)  
 Most Wins in a Season ..... 17 (1969-70)  
 Consecutive Wins ..... 12 (1969-70)  
 Consecutive Losses ..... 6 (1980-81)



**Elmo Slider**  
1978-79

Record ..... 18-36  
 Winning Percentage ..... .333  
 Best Record ..... 13-14 (1977-78)  
 Worst Record ..... 5-22 (1978-79)  
 Most Wins in a Season ..... 13 (1977-78)  
 Consecutive Wins ..... 4, 2x (77-78, 78-79)  
 Consecutive Losses .. 4, 2x (77-78, 78-79)



**Fred Lewis**  
1985

Record ..... 7-23  
 Winning Percentage ..... .233  
 Best Record ..... 7-23 (1984-85)  
 Worst Record ..... 7-23 (1984-85)  
 Most Wins in a Season ..... 7 (1984-85)  
 Consecutive Wins ..... 2 (1984-85)  
 Consecutive Losses ..... 12 (1984-85)



**Bill Brown**  
1986

Record ..... 17-21  
 Winning Percentage ..... .447  
 Best Record ..... 13-15 (1985-86)  
 Worst Record ..... 13-15 (1985-86)  
 Most Wins in a Season ..... 13 (1985-86)  
 Consecutive Wins ..... 5 (1985-86)  
 Consecutive Losses ..... 6 (1985-86)



**Joseph Anders**  
1987-92

Record ..... 75-86  
 Winning Percentage ..... .465  
 Best Record ..... 22-8 (1987-88)  
 Worst Record ..... 4-24 (1991-92)  
 Most Wins in a Season ..... 22 (1987-88)  
 Consecutive Wins ..... 5 (1987-88)  
 Consecutive Losses ..... 12 (1991-92)



**Don Newman**  
1993-97

Record ..... 20-114  
 Winning Percentage ..... .149  
 Best Record ..... 7-20 (1995-96)  
 Worst Record ..... 1-26 (1993-94)  
 Most Wins in a Season ..... 7 (1995-96)  
 Consecutive Wins ..... 3 (1995-96)  
 Consecutive Losses ..... 30 (1993-94-95)



**Tom Abatemarco**  
1998-00

Record ..... 13-66  
 Winning Percentage ..... .165  
 Best Record ..... 9-18 (1999-2000)  
 Worst Record ..... 1-25 (1997-98)  
 Most Wins in a Season ..... 9 (1999-2000)  
 Consecutive Wins ..... 4 (1999-2000)  
 Consecutive Losses ..... 34 (1997-98-99)



**Jerome Jenkins**  
2001-pres.

Record ..... 66-104  
 Winning Percentage ..... .388  
 Best Record ..... 15-15 (2005-06)  
 Worst Record ..... 5-22 (2000-01)  
 Most Wins in a Season ..... 15 (2005-06)  
 Consecutive Wins ..... 5 (2005-06)  
 Consecutive Losses ..... 7 (2004-05)

### Yearly Results

<b>Warren Conrad</b>	
1948-49	6-11
1949-50	15-9
1950-51	8-13
1951-52	18-10
<b>Dr. Hal Wolf</b>	
1952-53	22-8
1953-54	11-9
1954-55	9-17
1955-56	13-10
1957-58	10-14
1958-59	13-12
<b>Harvey Roloff</b>	
1956-57	10-14
<b>Ev Shelton</b>	
1959-60	11-14
1960-61	18-8
1961-62	20-11
1962-63	10-16
1963-64	8-18
1964-65	11-15
1965-66	7-14
1966-67	15-11
1967-68	16-10
<b>Jack Heron</b>	
1968-69	13-13
1969-70	17-11
1970-71	18-8
1971-72	18-8
1972-73	15-9
1973-74	10-16
1974-75	13-13
1975-76	15-11
1976-77	11-16
1979-80	13-14
1980-81	9-18
1981-82	12-16
1982-83	10-17
1983-84	16-16
<b>Elmo Slider</b>	
1977-78*	13-14
1978-79	5-22
<b>Fred Lewis</b>	
1984-85	7-23
<b>Bill Brown</b>	
1985-86	13-15
<b>Joseph Anders</b>	
1986-87**	12-16
1987-88	22-8
1988-89	15-13
1989-90	15-16
1990-91	11-15
1991-92	4-24
<b>Don Newman</b>	
1992-93	3-24
1993-94	1-26
1994-95	6-21
1995-96	7-20
1996-97	3-23
<b>Tom Abatemarco</b>	
1997-98	1-25
1998-99	3-23
1999-00	9-18
<b>Jerome Jenkins</b>	
2000-01	5-22
2001-02	9-19
2002-03	12-17
2003-04	13-15
2004-05	12-16
2005-06	15-15

\* Replaced Heron midway through year  
 \*\* Replaced Brown midway through year



## Div. I Jersey Numbers

### 00

Hillman, Adrian ..... 1995  
 Hoogenbosh, Tad ..... 1996, 1998  
 Payne, James ..... 2004

### 1

Harris, E.J. .... 2004-05

### 2

Pugh, Jameel ..... 2004-05

### 3

Carey, Eric ..... 1996-97  
 Fisher, Sedessa ..... 1998  
**Hargrave, Haron ..... 2006-pres.**  
 Jacques, Rene ..... 1999-02  
 Medunjanin, Emir ..... 2003  
 Thompson, Earl ..... 1994

### 4

**Adams, Randy ..... 2005-pres.**  
 Drakeford, David ..... 1997-98  
 Malone, Marcus ..... 1999  
 Tate, Arthur ..... 1994-96

### 5

Bailey, Antoine ..... 1999  
 Lambeth, Derek ..... 2000  
 White, Jimmy ..... 2002-03  
**Woods, Clark ..... 2006-pres.**

### 10

Brewer, Jim ..... 2000-01  
 Dawson, Joseth ..... 2002  
 Guyton, Brandon ..... 2003-04  
 Johnson, Chris ..... 1998  
 McKay, Schuyler ..... 2005  
 Wallace, Pat ..... 1992

### 11

Baity, Louie ..... 1997  
 Hunter, Mark ..... 1995  
 Jones, Mark ..... 1992  
 Perry, Aaron ..... 2005-06  
 Smith, Carlos ..... 1998  
 Wallace, Pat ..... 1993  
 Walton, Ronnie ..... 2002

### 12

Gilzene, Jason ..... 2005-06  
 Vazquez, Ray ..... 1992

### 13

Williams, Damone ..... 1993-94

### 14

Edwards, Damond ..... 1993-95, '97  
 Thompkins, Cedric ..... 2001-04

### 15

Armstrong, Chris ..... 2001  
 Armstrong, LeRonne ..... 1994  
 Matthews, Leland ..... 1998  
 Sadler, Markel ..... 1996  
 Whitlock, Major ..... 1993

### 20

Davis, Charlo ..... 1992-93  
 Freeman, DaShawn ..... 2003-06  
 Halverson, Erick ..... 1995-96

### 21

Amos, Dean ..... 1995  
 Batta, Rame ..... 2000-01  
 Faison, Sydney ..... 1997  
 Hardy, Chris ..... 1998  
 Murase, Nate ..... 1999

### 22

Casares, Adam ..... 2000-01  
 DelGadillo, Angel ..... 1994  
 Harris, Jason ..... 2005-06

### 23

King, Michael ..... 1994  
**Leath, Loren ..... 2006-pres.**  
 Morris, Robert ..... 1992  
 Pompey, Tim ..... 1996  
 Wright, Jason ..... 1998

### 24

Anoruo, Arinze ..... 1999-01  
 Dawson, Joseth ..... 2004  
 Ranney, Kaleb ..... 1998  
**Williams, Justin ..... 2006-pres.**

### 25

Jenkins, Mike ..... 1996-97  
 Morris, Robert ..... 1993  
 Swift, David ..... 1998-99  
 Whitlock, Major ..... 1992

### 30

Colter, Sean ..... 1993  
 Jones, Joel ..... 2002-04

### 31

Ramirez, Abie ..... 1995-96  
 Wieck, Thomas ..... 1999-00

### 32

Boyd, Michael ..... 1994-97  
 Diop, Djibril ..... 2003-04  
 Kane, Mike ..... 1993  
 Landry, Jimmy ..... 1998-99  
 Richardson, Jay ..... 2001-02

### 33

**Bausley, Alex ..... 2004-pres.**  
 Cravey, Leo ..... 2002-03  
 Donohue, Rob ..... 1992  
 Gonzales, Pablo ..... 2000-01  
 Jorissen, Erik ..... 1998-99  
 Williams, Edwin ..... 1994-96

### 34

Glenn, Rickie ..... 2000-01  
 Stewart, Vincent ..... 1992

### 35

Lambeth, Derek ..... 2001-03  
**Roberts, Davon ..... 2005-pres.**

### 40

Brown, Shamar ..... 1992-93  
 Joiner, David ..... 2001-02  
 Segeberg, Bo ..... 2000  
 Victor, David ..... 1996-97

### 41

Bass, Marcellus ..... 1997  
 Coleman, Ryan ..... 1998

### 42

Bass, Marcellus ..... 1996  
 Hoffart, Jake ..... 1995  
 Hooks, Raashad ..... 2002-03  
 Houston, Sean ..... 1997-99  
 Meriman, Malcolm ..... 1992

### 43

Flood, Anthony ..... 1999-00

### 44

Collier, Antwon ..... 1995  
 Edwards, Richmond ..... 1996  
 Kagel, Carl ..... 1992  
 Lange, Chris ..... 2003-06  
 Selvey, Troy ..... 1999-02

### 45

Clark, Tim ..... 1998  
 Swift, David ..... 1997

### 50

Beekman, Zane ..... 2005-06  
 Gooding, Nick ..... 2003-04  
 Stewart, Vincent ..... 1993  
 Tate, Arthur ..... 1997

### 55

Bell, Aaron ..... 1995  
 Champion, Tony ..... 2001-04  
 Evans, Charles ..... 1991, '93  
 Westermann, Jeff ..... 1997





## Yearly Individual Leaders

Sacramento State's annual statistics leaders since 1975-76

### Scoring

Year	Player	G	Pts	Avg
2006	Alex Bausley	30	407	13.6
2005	Jason Harris	27	472	17.5
2004	Joseph Dawson	28	404	14.4
2003	Derek Lambeth	29	376	13.0
2002	Joseph Dawson	26	365	14.0
2001	Rickie Glenn	26	401	15.4
2000	Anthony Flood	27	363	13.4
1999	Nate Murase	26	268	10.3
1998	Sedessa Fisher	25	347	13.9
1997	Damond Edwards	25	370	14.8
1996	Abie Ramirez	27	369	13.7
1995	Damond Edwards	27	397	14.7
1994	Michael Boyd	27	295	10.9
1993	Charlo Davis	25	351	14.0
1992	Charlo Davis	28	505	18.0
1991	Greg Ballard	26	375	14.4
1990	Mike Kane	31	561	18.1
1989	Robert Martin	28	601	21.5
1988	Alex Williams	30	767	25.6
1987	Alex Williams	28	472	16.9
1986	Cassius Kelleybrew	28	324	11.6
1985	Marvin Epps	30	350	11.7
1984	Vernon Durham	31	429	13.8
1983	Rovan Turner	26	361	13.9
1982	Jim Jansen	21	318	15.1
1981	Tony Vaughn	27	276	10.2
1980	Darnell Anderson	27	553	20.5
1979	Ted Borum	26	388	14.9
1978	Nate Robinson	27	510	18.9
1977	Nate Robinson	27	386	14.3
1976	Russ Carlson	26	361	13.9

### Rebounding

Year	Player	G	Reb	Avg
2006	Alex Bausley	30	157	5.2
2005	Alex Bausley	28	149	5.3
2004	Cedric Thompkins	28	158	5.6
2003	Jimmy White	29	175	6.0
2002	Cedric Thompkins	28	177	6.3
2001	Arinze Anoruo	25	163	6.5
2000	Anthony Flood	27	192	7.1
1999	Sean Houston	25	215	8.6
1998	Sean Houston	14	150	10.7
1997	Damond Edwards	25	157	6.3
1996	Abie Ramirez	27	206	7.6
1995	Abie Ramirez	27	190	7.0
1994	Michael Boyd	27	143	5.3
1993	Robert Morris	25	143	5.7
1992	Malcolm Merriman	28	162	5.8
1991	Tim Little	26	163	6.3
1990	Tim Little	31	261	8.4
1989	Sean Smartt	27	173	6.4
1988	Sean McClendon	30	218	7.3
1987	Tony Massop	28	228	8.1
1986	Cassius Kelleybrew	28	210	7.5
1985	Vernon Durham	23	173	7.5
1984	Vernon Durham	31	173	5.6
1983	Chris Jensen	19	145	7.6
1982	Jim Jansen	21	146	7.0
1981	Paul Purvis	27	119	4.4
1980	Butch Treadwell	27	194	7.2
1979	Ricky Patterson	26	159	6.1
1978	Nate Robinson	27	259	9.6
1977	Nate Robinson	27	242	9.0
1976	Russ Carlson	26	147	5.6

### Field Goal Percentage

Year	Player	FG	FGA	Pct
2006	Davon Roberts	33	59	.559
2005	Jason Harris	144	340	.424
2004	Tony Champion	45	86	.523
2003	Jimmy White	114	213	.535
2002	David Joiner	44	88	.500
2001	Arinze Anoruo	93	174	.534
2000	Rickie Glenn	81	162	.500
1999	Antoine Bailey	92	199	.462
1998	Tad Hoogenbosch	36	67	.537
1997	David Victor	64	141	.454
1996	Arthur Tate	48	97	.495
1995	Adrian Hillman	83	157	.529
1994	Michael King	92	218	.422
1993	Pat Wallace	47	108	.435
1992	Rob Donohue	88	177	.497
1991	Tim Little	148	270	.548
1990	Tim Little	201	393	.511
1989	Sean McClendon	142	240	.592
1988	Sean Smartt	97	165	.588
1987	Chris Farr	89	159	.560
1986	Simon Zeigler	43	77	.558
1985	Vernon Durham	121	234	.517
1984	Vernon Durham	167	284	.588
1983	Vernon Durham	65	116	.560
1982	John Stripe	73	135	.541
1981	Paul Purvis	54	111	.486
1980	Ricky Patterson	75	132	.568
1979	Ted Borum	150	282	.532
1978	Byron Williams	211	353	.598
1977	Chuck Gulo	74	129	.574
1976	Floyd Roberts	38	67	.567

### Free Throw Percentage

Year	Player	FT	FTA	Pct
2006	Loren Leath	35	39	.897
2005	DaShawn Freeman	89	113	.788
2004	Joseph Dawson	140	165	.848
2003	Raashad Hooks	75	94	.798
2002	Rene Jacques	38	49	.776
2001	Rame Batta	69	81	.852
2000	Rene Jacques	34	45	.756
1999	Rene Jacques	32	42	.762
1998	Sedessa Fisher	80	110	.727
1997	Arthur Tate	40	55	.727
1996	Tad Hoogenbosch	44	60	.733
1995	Damond Edwards	52	75	.693
1994	Damond Edwards	47	61	.738
1993	Shamar Brown	33	44	.750
1992	Carl Kagel	49	69	.710
1991	Jacques Cormier	63	84	.750
1990	Bill McCoin	64	76	.842
1989	Robert Martin	73	91	.802
1988	Alex Williams	88	107	.822
1987	Alex Williams	56	66	.848
1986	Robert Martin	32	42	.762
1985	Gus Armstead	28	30	.933
1984	Darrin Pembroke	46	59	.780
1983	Darrin Pembroke	44	53	.830
1982	James Ward	43	55	.782
1981	Tony Vaughn	52	67	.776
1980	Washington Jacobs	65	79	.822
1979	Washington Jacobs	38	43	.884
1978	Byron Williams	58	76	.763
1977	Russ Carlson	74	97	.763
1976	Joe Garland	31	36	.861

### Three-Pointers

Year	Player	G	3PT	Avg
2006	Loren Leath	27	55	2.0
2005	Jameel Pugh	25	59	2.4
2004	Brandon Guyton	28	78	2.8
2003	Brandon Guyton	29	64	2.2
2002	Joseph Dawson	26	65	2.5
2001	Pablo Gonzales	27	45	1.7
2000	Pablo Gonzales	27	49	1.8
1999	Nate Murase	26	62	2.4
1998	David Drakeford	26	32	1.2
1997	Damond Edwards	25	56	2.2
1996	Eric Carey	27	65	2.4
1995	Damond Edwards	27	61	2.3
1994	Damone Williams	27	38	1.4
1993	Charlo Davis	25	58	2.3
1992	Charlo Davis	28	88	3.1
1991	Mike Kane	26	52	2.0
1990	Mike Kane	31	115	3.7
1989	Robert Martin	28	118	4.2
1988	Alex Williams	30	167	5.6
1987	Alex Williams	28	80	2.9

### Three-Point Attempts

Year	Player	G	3PTA	Avg
2006	Loren Leath	27	146	5.4
2005	Jameel Pugh	25	156	6.2
2004	Brandon Guyton	28	208	7.4
2003	Brandon Guyton	29	197	6.8
2002	Joseph Dawson	26	165	6.3
2001	Pablo Gonzales	27	139	5.1
2000	Pablo Gonzales	27	144	5.3
1999	Nate Murase	26	185	7.1
1998	David Drakeford	26	112	4.3
1997	Eric Carey	26	204	7.8
1996	Eric Carey	27	223	8.3
1995	Damond Edwards	27	180	6.7
1994	Damond Edwards	27	113	4.2
1993	Charlo Davis	25	176	7.0
1992	Charlo Davis	28	256	9.1
1991	Mike Kane	26	119	4.6
1990	Mike Kane	31	253	8.2
1989	Robert Martin	28	301	10.8
1988	Alex Williams	30	369	12.3
1987	Alex Williams	28	172	6.1

### Assists

Year	Player	G	Ast	Avg
2006	DaShawn Freeman	30	165	5.5
2005	DaShawn Freeman	28	138	4.9
2004	DaShawn Freeman	28	94	3.4
2003	Raashad Hooks	29	117	4.0
2002	Raashad Hooks	28	70	2.5
2001	Rame Batta	27	111	4.1
2000	Rame Batta	27	73	2.7
1999	Nate Murase	26	126	4.8
1998	Ryan Coleman	25	140	5.6
1997	David Drakeford	21	86	4.1
1996	Markel Sadler	27	127	4.7
1995	Mark Hunter	27	140	5.2
1994	LeRonne Armstrong	27	108	4.0
1993	Pat Wallace	27	95	3.5
1992	Major Whitlock	28	91	3.3
1991	Pat Wallace	26	76	2.9
1990	Pat Wallace	31	175	5.6
1989	Bruce Woodard	28	135	4.8
1988	Chris Farr	30	207	6.9
1987	Chris Farr	28	125	4.5

1986	Bruce Woodsard	28	127	4.5
1985	Gus Armstead	30	112	3.7
1984	Darrin Pembroke	31	68	2.2
1983	Rovan Turner	26	68	2.6
1982	Rich Johnson	24	71	3.0
1981	Tony Vaughn	27	98	3.6
1980	Rich Johnson	26	140	5.4
1979	Ted Borum	26	64	2.5
1978	Byron Williams	27	94	3.5
1977	Byron Williams	27	100	3.7
1976	Julius Bolds	26	70	2.7

### Blocked Shots

Year	Player	G	Blk	Avg
2006	Jason Harris	25	19	0.8
2005	Randy Adams	28	23	0.8
2004	Chris Lange	28	21	0.8
2003	Jimmy White	29	37	1.3
2002	Joel Jones	27	26	1.0
2001	Arinze Anoruo	25	26	1.0
2000	Anthony Flood	27	39	1.4
1999	Sean Houston	25	41	1.6
1998	Tim Clark	20	11	0.6
1997	David Victor	24	20	0.8
1996	Abie Ramirez	27	39	1.4
1995	Vincent Stewart	24	18	0.8
1994	Vincent Stewart	27	42	1.6
1993	Vincent Stewart	27	20	0.7
1992	Vincent Stewart	26	25	1.0
1991	Willie Jordan	26	26	1.0
1990	Tim Little	31	25	0.8
1989	Sean McClendon	28	52	1.9
1988	Sean McClendon	30	47	1.6
1987	Cassius Kelleybrew	27	77	2.9
1986	Cassius Kelleybrew	28	75	2.7
1985	Chris Dahlberg	30	61	2.0
1984	John Stripe	25	19	0.8
1983	Chris Jensen	19	18	0.9
1982	Ron Chatman	26	40	1.5
1981	Ron Chatman	26	18	0.7

### Steals

Year	Player	G	Stl	Avg
2006	DaShawn Freeman	30	82	2.7
2005	DaShawn Freeman	28	82	2.9
2004	DaShawn Freeman	28	49	1.8
2003	DaShawn Freeman	29	70	2.4
2002	Joel Jones	27	43	1.6
2001	Rame Batta	27	58	2.1
2000	Rame Batta	27	57	2.1
1999	Nate Murase	26	34	1.3
1998	Coleman/Fisher	25	17	0.7
1997	Damond Edwards	25	40	1.6
1996	Michael Boyd	27	49	1.8
1995	Mark Hunter	27	51	1.9
1994	Michael King	22	31	1.4
1993	Pat Wallace	27	53	2.0
1992	Pat Wallace	28	50	1.8
1991	Greg Ballard	26	49	1.9
1990	Pat Wallace	31	65	2.1
1989	Robert Martin	28	47	1.7
1988	Alex Williams	30	55	1.8
1987	Chris Farr	28	45	1.6
1986	Bruce Woodard	28	59	2.1
1985	Marvin Epps	30	37	1.2
1984	Fred Bass	29	25	0.9
1983	Headley Chambers	23	54	2.3</



## Year-By-Year Results

### 1948-49

**Head Coach: Warren Conrad (6-11)**

vs. Fairfield Suisun AFB	W, 43-28
vs. Chico State	L, 50-41
vs. Fairfield Suisun AFB	W, 45-39
vs. Chico State	L, 62-45
vs. UC Davis	L, 64-58
vs. San Francisco State	L, 61-50
vs. Chapman College	L, 53-47
vs. Linfield College	W, 52-34
vs. UC Davis	W, 45-44
vs. San Francisco State	L, 73-62
vs. Mather AFB	W, 45-42
vs. Humboldt State	L, 35-34
vs. UC Davis	L, 62-35
vs. Pacific	L, 54-40
vs. Mather AFB	W, 51-40
vs. Fresno State	L, 55-30
vs. Fresno State	L, 68-40

### 1949-50

**Head Coach: Warren Conrad (15-9)**

vs. Fresno State	W, 45-38
vs. Fresno State	W, 60-47
vs. Chico State	L, 47-40
vs. San Francisco State	W, 48-33
vs. San Francisco State	L, 61-46
vs. LaVerne	W, 52-35
vs. UC Davis	W, 57-53
vs. Pacific	L, 56-49
vs. Indiana State	L, 49-47
vs. Redlands	W, 54-49
vs. Cal Poly	L, 70-64
vs. San Jose State	L, 52-46
vs. Oakland	L, 75-58
vs. UC Davis	W, 48-44
vs. San Francisco YMI	W, 62-47
vs. Pacific	W, 74-48
vs. Chico State	W, 44-40
vs. San Francisco YMI	W, 40-36
vs. Alameda NAB	W, 74-45
vs. UC Davis	L, 44-39
vs. West Virginia State	L, 57-36
vs. Los Angeles State	W, 59-56
vs. San Francisco State	W, 59-55
vs. San Francisco State	W, 58-47

### 1950-51

**Head Coach: Warren Conrad (8-13)**

at California	L, 49-39
Saint Mary's	W, 59-49
at San Jose State	L, 46-51
Chico State	L, 54-45
UC Davis	W, 73-59
vs. Humboldt State	W, 73-35
vs. Los Angeles State	L, 62-52
Oakland	L, 66-56
at Nevada	L, 61-48
at Treasure Island	W, 74-44
at Pacific	L, 53-48
at San Francisco YMI	W, 45-43
Nevada	W, 52-51
San Francisco State	W, 45-43
at Cal Poly	L, 62-56
vs. Denver	L, 51-49
at San Francisco State	L, 56-55
Pacific	L, 44-42
at San Francisco YMI	L, 43-36
at Oakland	L, 52-37
at UC Davis	W, 56-55

### 1951-52

**Head Coach: Warren Conrad (18-10)**

San Francisco	W, 39-28
at Santa Clara	L, 62-50

at San Jose State	L, 61-49
at Nevada	L, 68-51
at Nevada	L, 58-45
at Utah State	L, 69-64
at Montana State	W, 57-45
at Idaho State	W, 52-49
at Idaho State	W, 48-40
Utah State	W, 60-49
San Francisco State	W, 63-51
San Francisco State	W, 45-44
Nevada	L, 65-57
Nevada	L, 54-53
at Pacific	L, 65-47
at Pacific	W, 67-56
vs. Mather AFB	W, 57-51
vs. Mather AFB	W, 77-51
at Chico State	L, 68-66
vs. Fresno State	W, 70-57
Fresno State	W, 62-54
Fresno State	W, 76-62
vs. San Francisco YMI	W, 62-57
at UC Davis	W, 76-45
UC Davis	W, 55-46
vs. Oakland	W, 56-38
vs. Long Beach State	W, 62-51
vs. Cal Poly	L, 70-56

### 1952-53

**Head Coach: Dr. Hal Wolf (22-8)**

vs. Mather AFB	W, 57-48
vs. San Jose State	L, 43-42
vs. Southern Oregon	W, 52-43
vs. Linfield College	W, 64-49
vs. Lewis and Clark	W, 78-62
vs. Pacific (Ore.)	W, 57-42
vs. Willamette	W, 67-55
vs. Cal Poly	L, 58-53
vs. Cal Poly	L, 46-44
vs. UC Davis	W, 71-54
vs. Pacific (Ore.)	W, 59-39
vs. Pacific	W, 49-46
vs. Nevada	W, 57-53
vs. Nevada	W, 67-57
vs. Pacific	W, 64-50
vs. Mather AFB	W, 55-44
vs. San Francisco O.C.	W, 59-54
vs. Chico State	W, 60-46
vs. San Francisco State	W, 59-42
vs. San Francisco State	W, 54-52
vs. Chico State	W, 59-56
vs. UC Davis	W, 62-39
vs. San Jose State	L, 49-40
vs. Fresno State	L, 79-60
vs. Fresno State	W, 74-72
vs. Nevada	L, 61-49
vs. Nevada	L, 67-59
vs. Pepperdine*	W, 56-55
vs. Pasadena Nazarene*	L, 66-48

\* NAIA Playoffs

### 1953-54

**Head Coach: Dr. Hal Wolf (11-9)**

vs. Mather AFB	W, 40-30
vs. UC Santa Barbara	L, 56-43
vs. Cal Poly	W, 55-52
vs. Lewis and Clark	W, 64-33
vs. Washington State	W, 45-44
vs. Oregon	L, 59-53
vs. Humboldt State	W, 53-48
vs. Humboldt State	W, 42-26
vs. San Francisco State	L, 50-45
vs. San Francisco State	L, 42-41
vs. Placer County All-Stars	W, 68-34
vs. Fresno State	W, 60-54
vs. Fresno State	L, 70-67
vs. UC Davis	W, 49-37
vs. San Jose State	W, 57-49
vs. Chico State	L, 50-45
vs. Chico State	W, 58-54

vs. UC Davis	L, 45-44
vs. Nevada	L, 55-46
vs. Nevada	L, 69-68

### 1954-55

**Head Coach: Dr. Hal Wolf (9-17)**

vs. Mather AFB	W, 53-48
vs. Southern Oregon	W, 74-65
vs. Portland	L, 90-75
vs. Lewis and Clark	L, 48-44
vs. Pacific (Ore.)	L, 78-56
vs. Pacific	L, 60-41
vs. Cal Poly	L, 58-52
vs. Pasadena Nazarene	L, 60-58
vs. UC Santa Barbara	L, 68-51
vs. Nevada	L, 54-53
vs. San Francisco State	L, 79-70
vs. UC Davis	W, 69-58
vs. Portland	L, 57-54
vs. Humboldt State	W, 54-51
vs. Humboldt State	W, 58-56
vs. San Francisco State	L, 74-72
vs. San Francisco State	L, 57-54
vs. UC Davis	W, 58-52
vs. Fresno State	L, 65-55
vs. Fresno State	L, 71-50
vs. Pacific	W, 61-51
vs. Chico State	L, 86-58
vs. Chico State	W, 80-56
vs. UC Davis	W, 63-62
vs. Nevada	L, 65-52
vs. Nevada	L, 80-64

### 1955-56

**Head Coach: Dr. Hal Wolf (13-10)**

vs. Mather AFB	W, 68-56
vs. Pacific	L, 63-53
vs. San Jose State	L, 66-41

vs. Saint Mary's	L, 89-64
vs. Pacific	W, 65-48
vs. Whittier	W, 81-51
vs. Saint Mary's	W, 72-46
vs. UC Davis	W, 52-35
vs. Humboldt State	L, 49-42
vs. Nevada	L, 76-60
vs. San Jose State	L, 58-52
vs. Mather AFB	W, 69-52
vs. McClellan AFB	W, 67-57
vs. San Francisco State	L, 77-53
vs. Humboldt State	L, 74-52
vs. Humboldt State	W, 57-54
vs. UC Davis	W, 81-56
vs. Chico State	W, 64-61
vs. San Francisco State	W, 63-62
vs. Nevada	W, 71-65
vs. Nevada	L, 71-60
vs. UC Davis	W, 69-61
vs. Chico State	L, 75-59

### 1956-57

**Head Coach: Harvey Roloff (10-14)**

vs. San Jose State	L, 56-43
vs. Pacific	L, 69-52
vs. Fresno State	L, 79-70
vs. Pacific	L, 71-47
vs. San Diego State	W, 60-56
vs. Long Beach State	W, 72-68
vs. UC Davis	W, 63-51
vs. Willamette	L, 59-56
vs. Whittier	L, 65-49
vs. Mather AFB	L, 63-53
vs. S.F. Olympic Club	L, 61-52
vs. Humboldt State	W, 53-45
vs. Humboldt State	W, 62-58
vs. Saint Mary's	L, 91-49
vs. San Francisco State	W, 74-58
vs. San Francisco State	L, 77-59
vs. UC Davis	W, 70-55

vs. Pasadena College	L, 71-63
vs. Chico State	W, 65-63
vs. UC Davis	W, 43-37
vs. Saint Mary's	W, 72-67
vs. Chico State	W, 72-67
vs. Saint Mary's	L, 73-45
vs. Nevada	L, 80-73
vs. Nevada	L, 72-59

### 1957-58

**Head Coach: Dr. Hal Wolf (10-14)**

vs. Pacific	W, 61-50
vs. Pacific	L, 56-45
vs. Willamette	L, 68-50
vs. Portland	L, 71-49
vs. Lewis and Clark	L, 66-62
vs. Pacific (Ore.)	L, 57-63
vs. Redlands	L, 62-37
vs. Fresno State	L, 72-57
vs. Humboldt State	W, 60-52
vs. UC Davis	W, 59-45
vs. Whittier	L, 53-50
vs. Los Angeles State	L, 76-41
vs. Humboldt State	L, 41-39
vs. Humboldt State	W, 56-52
vs. UC Davis	W, 48-44
vs. UC Davis	W, 57-43
vs. Chico State	L, 60-55
vs. Occidental	L, 72-66
vs. San Jose State	W, 66-49
vs. San Francisco State	W, 57-49
vs. Chico State	W, 60-53
vs. San Francisco State	L, 56-44
vs. Nevada	L, 56-52
vs. Nevada	W, 75-70

### 1958-59

**Head Coach: Dr. Hal Wolf (13-12, 7-2 Far Western)**

Results Not Available



Sacramento State gets set to travel to Chico State in 1954 for a game they would eventually win, 58-54. From left to right: Players Tom Brian, J.C. Masters, George Larsen, Dwight Dickey and head coach Hal Wolf. Coach Wolf posted a 78-70 record in two different stints as Sacramento State's head coach.



## 1959-60

Head Coach: Ev Shelton  
(11-14, 6-4 Far Western)

Results Not Available

## 1960-61

Head Coach: Ev Shelton  
(18-8, 8-2 Far Western)

Results Not Available

## 1961-62

Head Coach: Ev Shelton  
(20-11)

at Saint Mary's ..... L, 91-75  
 at Fresno State ..... L, 73-55  
 CAL STATE HAYWARD ..... W, 79-52  
 CAL POLY POMONA ..... W, 69-67  
 at Pacific ..... L, 59-58  
 BIOLA ..... W, 74-60  
 FRESNO STATE ..... W, 86-78  
 vs. Redlands! ..... W, 76-73  
 at Cal State Fullerton! ..... L, 83-67  
 vs. Long Beach State! ..... L, 72-54  
 vs. Pasadena! ..... L, 70-55  
 at Willamette\$ ..... W, 64-51  
 at Western Washington\$ ..... L, 61-54  
 SAN FRANCISCO STATE .. W, 64-57  
 CAL STATE HAYWARD ..... W, 72-58  
 at Chico State\* ..... W, 73-55  
 at Humboldt State\* ..... W, 55-29  
 at Cal Poly Pomona\* ..... W, 88-66  
 at San Francisco State\* ..... W, 74-51  
 at Nevada\* ..... L, 59-50  
 at UC Davis\* ..... W, 60-57  
 at Cal State Hayward\* ..... L, 67-58  
 CHICO STATE\* ..... W, 92-55  
 HUMBOLDT STATE\* ..... W, 71-47  
 UC DAVIS\* ..... W, 67-55  
 NEVADA\* ..... W, 87-60  
 SEATTLE PACIFIC^ ..... W, 68-57  
 CAL POLY POMONA^ ..... W, 73-65  
 vs. Nebraska Wesleyan% ..... L, 73-61  
 vs. Valparaiso% ..... W, 74-54  
 vs. Mount Saint Mary's% ..... L, 58-57  
 † Orange State Tourn. (Fullerton, Calif.)  
 ‡ Chico State Tourn. (Chico, Calif.)  
 \* Far Western Conference  
 ^ NCAA West Regional (Sacramento)  
 % NCAA Tournament (Evansville, Ind.)

## 1962-63

Head Coach: Ev Shelton  
(10-16, 4-8 Far Western)

vs. Saint Mary's ..... L, 67-45  
 vs. Cal Poly Pomona ..... L, 54-53  
 vs. UC Davis ..... W, 60-46  
 vs. Fresno State ..... L, 67-56  
 vs. Fresno State ..... L, 56-52  
 vs. San Diego! ..... L, 53-51  
 vs. UC Davis! ..... W, 52-50  
 vs. Cal Poly POMONA! ..... W, 76-67  
 vs. Willamette^ ..... W, 61-56  
 vs. Cal Poly^ ..... W, 72-60  
 vs. Chico State^ ..... W, 62-47  
 vs. San Francisco State\* ..... L, 59-44  
 vs. Cal State Hayward\* ..... L, 42-32  
 vs. Chico State\* ..... L, 65-53  
 vs. Humboldt State\* ..... L, 58-49  
 vs. Westmont\$ ..... L, 73-71  
 vs. Pasadena\$ ..... L, 62-57  
 vs. Chapman ..... L, 77-58  
 vs. UC Davis\* ..... L, 46-44  
 vs. Nevada\* ..... W, 75-73  
 vs. Cal State Hayward\* ..... W, 72-66  
 vs. San Francisco State\* ..... W, 70-54  
 vs. Chico State\* ..... L, 77-62  
 vs. Humboldt State\* ..... L, 37-31  
 vs. Nevada\* ..... L, 72-56  
 vs. UC Davis\* ..... W, 55-46  
 † Orange State Tourn. (Fullerton, Calif.)  
 ^ Chico State Tourn. (Chico, Calif.)  
 ‡ CP Pomona Tourn. (Pomona, Calif.)  
 \*Far Western Conference

## 1963-64

Head Coach: Ev Shelton  
(8-18, 5-7 Far Western)

SAN FRANCISCO ..... L, 77-39  
 FRESNO STATE ..... L, 68-64  
 at Fresno State ..... L, 76-49  
 at Pacific ..... L, 92-44  
 vs. Cal State Northridge! ..... L, 73-70  
 at Cal State Fullerton! ..... L, 95-65  
 vs. Redlands# ..... L, 66-64  
 vs. San Diego# ..... L, 75-66  
 vs. Cal State Hayward# ..... W, 83-72  
 vs. Chapman^ ..... L, 75-61  
 vs. Humboldt State^ ..... W, 84-57  
 vs. Pasadena College^ ..... L, 39-35  
 NEVADA\* ..... L, 67-65  
 at Cal State Hayward\* ..... L, 53-40  
 at San Francisco State\* ..... L, 61-57  
 CAL STATE FULLERTON ..... W, 76-65  
 HUMBOLDT STATE\* ..... W, 62-44  
 CHICO STATE\* ..... L, 66-60  
 at Nevada\* ..... L, 67-47  
 UC DAVIS\* ..... W, 47-45  
 PASADENA ..... L, 55-52  
 at Chico State\* ..... L, 65-60  
 at Humboldt State\* ..... W, 66-58  
 at UC Davis\* ..... W, 73-56  
 SAN FRANCISCO STATE\* ..... L, 76-67  
 CAL STATE HAYWARD\* ..... W, 65-63  
 † Kris Kringle Classic (Fullerton, Calif.)  
 ‡ Mather Lode Classic (Bishop, Calif.)  
 ^ Chico Tournament (Chico, Calif.)  
 \* Far West Conference

## 1964-65

Head Coach: Ev Shelton  
(11-15, 4-6 Far Western)

FRESNO STATE ..... L, 98-80  
 at Fresno State ..... L, 82-66  
 at Saint Mary's ..... L, 108-88  
 HUMBOLDT STATE ..... W, 80-59  
 NEVADA ..... W, 73-69  
 PACIFIC ..... W, 73-69  
 at Cal State Fullerton! ..... W, 103-87  
 vs. San Fernando USCI ..... L, 96-86  
 vs. UNLV! ..... L, 100-79  
 vs. Lewis & Clark! ..... L, 765-75  
 vs. Central Washington^ ..... L, 90-79  
 vs. Willamette^ ..... W, 77-60  
 CALVIN COLLEGE ..... W, 89-75  
 CHAPMAN ..... L, 74-69  
 at UC Davis ..... L, 63-52  
 at Chico State ..... W, 93-88  
 CAL STATE HAYWARD ..... L, 66-61  
 SAN FRANCISCO STATE .. L, 109-85  
 at Nevada ..... L, 101-71  
 CHICO STATE ..... L, 75-72  
 HUMBOLDT STATE ..... W, 66-63  
 NEVADA ..... L, 84-64  
 UC DAVIS ..... W, 70-62  
 at San Francisco State .. W, 103-102  
 at Cal State Hayward ..... L, 70-79  
 at Humboldt State ..... W, 77-72  
 † Kris Kringle Classic (Fullerton, Calif.)  
 ^ Chico Tournament (Chico, Calif.)

## 1965-66

Head Coach: Ev Shelton  
(7-14, 6-6 Far Western)

at Fresno State ..... L, 109-79  
 at Pacific ..... L, 83-76  
 at Chapman ..... L, 106-77  
 at UC Riverside ..... L, 97-82  
 at Redlands ..... W, 78-71  
 at Central Washington ..... L, 77-74  
 at Willamette ..... L, 77-74  
 NEVADA ..... L, 79-71  
 SONOMA STATE ..... W, 115-85  
 at Humboldt State ..... W, 75-69  
 at Fresno Pacific ..... L, 90-73  
 at San Francisco State .. W, 114-107  
 at Cal State Hayward ..... L, 92-78  
 at UC Davis ..... L, 81-71



During the 1961-62 season, Sacramento State finished as the College Division national runner-up after losing to Mount Saint Mary's, 58-57, in the NCAA Tournament championship game in Evansville, Ind. Upon returning to Sacramento, the team was welcomed by more than 1,000 fans at the airport, and taken on a caravan through downtown Sacramento.

FRESNO PACIFIC ..... W, 103-98  
 at Chico State ..... W, 100-95  
 at Nevada ..... L, 90-89  
 HUMBOLDT STATE ..... L, 99-93  
 CHICO STATE ..... L, 81-79  
 SAN FRANCISCO STATE .. W, 106-93  
 CAL STATE HAYWARD ..... L, 81-79

## 1966-67

Head Coach: Ev Shelton  
(15-11, 10-4 Far Western)

at Saint Mary's ..... L, 99-91  
 COLLEGE OF IDAHO ..... L, 70-66  
 FRESNO PACIFIC ..... W, 88-77  
 Cal State Los Angeles ..... L, 104-93  
 WESTERN WASH. .... L, 74-54  
 CHAPMAN ..... W, 76-75  
 FRESNO STATE ..... W, 83-76  
 at Western Washington ..... L, 74-75  
 at Willamette ..... W, 85-77  
 at Southwest Missouri ..... L, 90-82  
 at Chico State ..... L, 78-65  
 at Fresno State ..... L, 114-69  
 NEVADA ..... W, 47-45  
 SONOMA STATE ..... L, 69-66  
 HUMBOLDT STATE ..... W, 84-82  
 CHICO STATE ..... W, 99-81  
 at Sonoma State ..... W, 44-43  
 at Humboldt State ..... W, 89-86  
 at Cal State Hayward ..... W, 76-67  
 at San Francisco State ..... L, 79-72  
 at Nevada ..... W, 68-66  
 at Chico State ..... W, 69-68  
 UC DAVIS ..... W, 62-61  
 at Fresno Pacific ..... W, 99-78  
 CAL STATE HAYWARD ..... W, 91-82  
 SAN FRANCISCO STATE .. L, 74-68

## 1967-68

Head Coach: Ev Shelton  
(16-10, 10-4 Far Western)

at Houston ..... L, 110-79  
 at Wyoming ..... L, 94-49  
 at Colorado State ..... L, 82-66  
 SAINT MARY'S ..... W, 76-66  
 at Fresno Pacific ..... W, 77-70  
 at Fresno State ..... L, 110-71  
 at Cal Western ..... W, 104-78  
 at Humboldt State ..... W, 92-86  
 at Central Washington ..... W, 89-87  
 FRESNO PACIFIC ..... W, 92-60  
 at Nevada ..... L, 90-84  
 CHICO STATE ..... W, 90-71  
 UC DAVIS ..... W, 93-87  
 FRESNO STATE ..... L, 87-74  
 at San Francisco State ..... L, 66-63  
 at Cal State Hayward ..... L, 73-71  
 SONOMA STATE ..... W, 63-55  
 HUMBOLDT STATE ..... W, 106-80  
 at Sonoma State ..... W, 79-77  
 at Humboldt State ..... L, 71-63  
 NEVADA ..... W, 84-81  
 SAN FRANCISCO STATE .. W, 62-56  
 CAL STATE HAYWARD ..... W, 67-60  
 at Chico State ..... W, 92-78  
 at UC Davis ..... L, 99-74  
 PASADENA COLLEGE ..... W, 84-82

## 1968-69

Head Coach: Jack Heron  
(13-13, 8-4 Far Western)


at Seattle ..... L, 92-82  
 at Western Washington ..... L, 69-58  
 at Simon Fraser ..... L, 83-81

at Idaho ..... L, 65-57  
 at Saint Mary's ..... L, 90-83  
 FRESNO PACIFIC ..... W, 105-76  
 at Central Washington ..... L, 77-66  
 at Willamette ..... W, 86-66  
 at Lewis & Clark ..... W, 103-78  
 PORTLAND STATE ..... W, 98-83  
 SONOMA STATE ..... W, 85-79  
 HUMBOLDT STATE ..... W, 90-83  
 NEVADA ..... W, 92-84  
 at Cal State Hayward ..... W, 81-74  
 at San Francisco State ..... L, 78-63  
 at Pepperdine ..... L, 83-58  
 at Fresno Pacific ..... W, 90-78  
 at UC Davis ..... L, 76-61  
 at Chico State ..... L, 60-58  
 at Nevada ..... L, 86-70  
 UC DAVIS ..... L, 77-74  
 CHICO STATE ..... L, 66-62  
 CAL STATE HAYWARD ..... W, 98-82  
 SAN FRANCISCO STATE .. W, 62-60  
 at Humboldt State ..... W, 84-76  
 at Sonoma State ..... W, 89-83

## 1969-70

Head Coach: Jack Heron  
(17-11, 10-2 Far Western)

at Weber State ..... L, 59-53  
 at Utah State ..... L, 85-65  
 at Iowa State ..... L, 77-61  
 at Fresno State ..... L, 73-69  
 FRESNO STATE ..... L, 92-65  
 PASADENA COLLEGE ..... W, 78-65  
 FRESNO PACIFIC ..... W, 93-62  
 vs. Central Washington ..... L, 62-47  
 vs. Willamette ..... W, 66-60  
 vs. Humboldt State ..... W, 78-71



Byron Williams (shown above against Cal State Bakersfield in 1977) was named the Far Western Conference MVP in 1977-78 after averaging 16.7 points per game and shooting 59.8 percent from the field.

NEBRASKA WESLEYAN	W, 83-71
KENNEDY COLLEGE	L, 85-82
at UC Davis	L, 57-46
at Chico State	W, 58-53
SAN FRANCISCO STATE	W, 75-65
CAL STATE HAYWARD	W, 87-73
at Fresno State	W, 86-59
SAINT MARY'S	W, 77-65
at Sonoma State	W, 81-62
at Humboldt State	W, 76-56
HUMBOLDT STATE	W, 94-69
SONOMA STATE	W, 92-54
at Cal State Hayward	W, 69-68
at San Francisco State	W, 67-61
CHICO STATE	W, 74-70
UC DAVIS	L, 73-67
at Puget Sound	L, 67-62
at Boise State	L, 63-61

## 1970-71

**Head Coach: Jack Heron**  
(18-8, 10-2 Far Western)

at Puget Sound	L, 90-72
at Seattle Pacific	L, 58-53
at Western Washington	W, 78-72
CAL POLY POMONA	W, 65-59
at Fresno State	L, 65-56
BIOLA	W, 62-58
FRESNO PACIFIC	W, 82-55
at Southern Minnesota	W, 52-49
at Macalester	W, 70-60
at Whittier	W, 44-43
SONOMA STATE	W, 102-64

at Fresno Pacific	W, 64-58
NEW MEXICO	W, 89-75
at San Francisco State	L, 76-67
at Cal State Hayward	L, 61-58
FRESNO STATE	L, 77-74
STANISLAUS STATE	W, 66-65
HUMBOLDT STATE	L, 65-59
at Humboldt State	W, 81-76
at Sonoma State	W, 109-62
CHICO STATE	W, 65-52
UC DAVIS	W, 93-67
CAL STATE HAYWARD	W, 95-74
SAN FRANCISCO STATE	W, 83-70
at UC Davis	L, 69-67
at Chico State	W, 70-64

## 1971-72

**Head Coach: Jack Heron**  
(18-8, 10-2 Far Western)

at Saint Mary's	W, 79-72
at Occidental	W, 74-60
at Cal Poly	L, 75-73
at Nevada	L, 65-63
FRESNO PACIFIC	L, 55-54
SAN FERNANDO USC	L, 62-58
GONZAGA	W, 76-74
at Cal State Bakersfield	W, 75-71
at Fresno State	L, 86-59
HUMBOLDT STATE	W, 96-65
SONOMA STATE	W, 100-61
at Cal State Hayward	W, 74-54
at San Francisco State	L, 89-83

CS DOMINGUEZ HILLS	W, 81-53
at Fresno Pacific	W, 79-56
at Cal State Bakersfield	L, 80-68
at Stanislaus State	W, 97-80
UC DAVIS	W, 78-70
CHICO STATE	W, 90-80
at Sonoma State	W, 82-67
at Humboldt State	L, 58-49
at Chico State	W, 73-66
at UC Davis	W, 85-81
SAN FRANCISCO STATE	W, 87-63
CAL STATE HAYWARD	W, 82-70
STANISLAUS STATE	W, 93-83

## 1972-73

**Head Coach: Jack Heron**  
(15-9, 6-6 Far Western)

vs. Fresno State	L, 63-55
vs. Idaho	W, 77-65
vs. Gonzaga	W, 73-58
vs. Whitworth	W, 77-59
vs. Fresno Pacific	W, 48-47
vs. Cal State Bakersfield	L, 68-64
vs. Nevada	W, 91-76
vs. Cal State Hayward	L, 88-83
vs. San Francisco State	L, 84-65
vs. Humboldt State	W, 78-63
vs. Sonoma State	W, 74-68
vs. Stanislaus State	W, 79-70
vs. Puget Sound	L, 67-65
vs. Southern Oregon	W, 71-50
vs. Southern Oregon	W, 63-62
vs. UC Davis	L, 82-66
vs. Chico State	L, 99-89
vs. Cal State Hayward	L, 71-56
vs. San Francisco State	W, 75-73
vs. Stanislaus State	W, 78-76
vs. UC Davis	W, 84-78
vs. Chico State	W, 69-63
vs. Sonoma State	L, 90-83
vs. Humboldt State	W, 80-72

## 1973-74

**Head Coach: Jack Heron**  
(10-16, N/A Far Western)

Records Not Available

## 1974-75

**Head Coach: Jack Heron**  
(13-13, 4-6 Far Western)

vs. CS Bakersfield	L, 64-58
vs. Westmont	W, 83-74
vs. Cal Poly	L, 64-55
vs. Saint Mary's	L, 80-65
vs. Cal Poly	L, 67-66
vs. Nevada	L, 85-68
vs. Whittier	W, 105-66
vs. Stanislaus State	W, 62-60
vs. Alaska Fairbanks	L, 79-75
vs. UC San Diego	W, 82-64
vs. Fresno Pacific	W, 70-40
vs. Humboldt State	W, 117-77
vs. Cal State Hayward	W, 87-73
vs. San Francisco State	L, 79-77
vs. Cal Poly Pomona	L, 59-58
vs. Cal State Los Angeles	L, 86-70
vs. UC Davis	L, 99-98
vs. Stanislaus State	W, 72-71
vs. Humboldt State	W, 99-68
vs. Stanislaus State	W, 85-75
vs. UC Davis	L, 71-70
vs. San Francisco State	L, 74-62
vs. Cal State Hayward	W, 78-75
vs. Chico State	L, 85-83

## 1975-76

**Head Coach: Jack Heron**  
(15-11, 9-3 Far Western)

vs. Fresno Pacific	W, 96-67
vs. Saint Mary's	W, 84-75
vs. Portland	L, 94-72
vs. Puget Sound	L, 75-66
vs. Portland State	L, 100-86
vs. Fresno Pacific	W, 73-48
vs. Pacific	L, 80-76

vs. Alaska Fairbanks	L, 81-70 (ot)
vs. Whittier	L, 85-72
vs. Macalester (MN)	W, 100-51
vs. Fresno State	L, 98-76
vs. CS Bakersfield	L, 83-82
vs. Stanislaus State	W, 71-66
vs. UC Riverside	W, 85-84
vs. Cal Poly	W, 72-71
vs. Humboldt State	W, 73-69
vs. CS Hayward	W, 70-69
vs. San Francisco State	W, 93-85
vs. UC Davis	W, 77-74
vs. Chico State	L, 68-60
vs. Humboldt State	W, 85-55
vs. Chico State	L, 73-69
vs. UC Davis	W, 82-74
vs. San Francisco State	W, 107-96
vs. CS Hayward	W, 85-80
vs. Stanislaus State	L, 89-85
vs. CS Hayward	W, 77-75
vs. Humboldt State	W, 103-86
vs. Fresno Pacific	L, 65-61

# - Far West Conference Tournament

## 1976-77

**Head Coach: Jack Heron**  
(11-16, 8-4 Far Western)

vs. Fresno State	L, 87-85
vs. CS Bakersfield	L, 108-88
vs. Saint Mary's	L, 90-81
vs. CS Hayward	W, 77-75
vs. Humboldt State	W, 103-86
vs. Fresno Pacific	L, 65-61
vs. Washington State	L, 90-70
vs. Idaho	L, 77-67
vs. Santa Clara	L, 94-81
vs. Point Loma	L, 95-81
vs. Pacific	L, 85-75
vs. Puget Sound	L, 68-65 (ot)
vs. UC Irvine	W, 82-59
vs. UC Riverside	W, 82-81
vs. San Jose State	L, 94-83
vs. UC Davis	W, 76-57
vs. Chico State	W, 81-66
vs. Humboldt State	L, 77-60
vs. San Francisco State	W, 71-62
vs. CS Hayward	W, 87-81
vs. Stanislaus State	W, 78-72
vs. Humboldt State	W, 56-47
vs. Chico State	W, 69-59
vs. Stanislaus State	L, 76-75
vs. UC Davis	L, 86-69
vs. CS Hayward	W, 113-89
vs. San Francisco State	W, 84-76

\$ - Boise State Classic

## 1977-78

**Co-Head Coaches:**  
**Jack Heron, Elmo Slider**  
(13-14, 8-4 Far Western)

CS BAKERSFIELD	L, 74-68
vs. Humboldt State	W, 83-74
vs. UC Davis	L, 66-65
vs. Stanislaus State	W, 103-76
CS LOS ANGELES	W, 91-71
at Oregon	L, 90-67
at Saint Mary's	L, 98-78
S. OREGON STATE	W, 111-90
W. WASHINGTON	L, 75-70
vs. Cal Lutheran	W, 91-88
vs. S. Oregon State	L, 62-58
at Weber State	L, 82-74
at Wyoming	L, 106-88
at San Jose State	L, 76-69
at Stanislaus State	W, 88-86
CHICO STATE	W, 82-59
HUMBOLDT STATE	W, 75-59
at San Francisco State	W, 72-64
at CS Hayward	W, 66-63
at Nevada	L, 94-58
UC DAVIS	W, 53-52
at Humboldt State	W, 87-66
at Chico State	W, 76-53
at UC Davis	L, 79-63
STANISLAUS STATE	L, 105-97

CS HAYWARD	W, 100-91
SAN FRANCISCO STATE	W, 69-66

## 1978-79

**Head Coach: Elmo Slider**  
(5-22, 3-9 Far Western)

vs. UC Davis	L, 66-65
vs. Stanislaus State	W, 103-76
CAL STATE LA	W, 91-71
at Oregon	L, 90-67
at Saint Mary's	L, 98-78
S. OREGON	W, 111-90
W. WASHINGTON	L, 75-70
CAL POLY	L, 80-79
vs. Cal Lutheran	W, 91-88
vs. S. Oregon	L, 62-58
at Weber State	L, 82-74
at Wyoming	L, 106-88
at San Jose State	L, 76-69
at Stanislaus State	W, 88-86
CHICO STATE	W, 82-59
HUMBOLDT STATE	W, 75-59
at San Francisco State	W, 72-64
at CS Hayward	W, 66-63
at Nevada	L, 94-58
UC DAVIS	W, 53-52
at Humboldt State	L, 87-66
at Chico State	W, 76-53
at UC Davis	L, 79-63
STANISLAUS STATE	L, 105-97
CS HAYWARD	W, 100-91
SAN FRANCISCO STATE	W, 69-66

## 1979-80

**Head Coach: Jack Heron**  
(13-14, 7-5 Far Western)

at Fresno State	L, 79-66
CS BAKERSFIELD	W, 77-69
at Cal Poly	L, 70-56
at Fresno Pacific	W, 92-77
at Chapman College	L, 74-72
at Washington	L, 94-57
at Saint Martin's	L, 88-62
WESTERN WASHINGTON	W, 71-66
IDAHO COLLEGE	L, 70-68
CAL POLY POMONA	L, 79-72*
HONOLULU	W, 90-75
at San Jose State	L, 90-46
at Stanislaus State	W, 111-108 (ot)
at Humboldt State	W, 75-72
at Chico State	W, 60-59
CS HAYWARD	W, 86-72
at Sonoma State	L, 93-84
at Nevada	L, 83-67
STANISLAUS STATE	W, 108-89
UC DAVIS	L, 85-61
at San Francisco State	L, 60-53
CHICO STATE	L, 53-52
HUMBOLDT STATE	L, 89-87
SAN FRANCISCO STATE	L, 66-55
at UC Davis	W, 77-75
SONOMA STATE	W, 85-76
at CS Hayward	W, 63-59

\* - Later forfeited by CPP 2-0

## 1980-81

**Head Coach: Jack Heron**  
(9-18, 5-7 Far Western)

SO. OREGON	W, 93-77
at San Jose State	L, 85-61
at CS Dominguez Hills	L, 79-53
at Cal Poly Pomona	L, 67-63
OREGON TECH.	W, 85-67
CAL POLY	L, 63-61
EASTERN MONTANA	L, 88-71
CS NORTHBRIDGE	L, 67-55
SAINT MARTIN'S	L, 69-62
at CS Bakersfield	L, 83-66
at Pacific	L, 80-67
at S. Oregon	W, 75-69
at Oregon Tech.	L, 70-56
SONOMA STATE	L, 56-54
SONOMA STATE	W, 80-70



# HORNET HISTORY



Chris Farr had eight points and eight assists while helping Sacramento State to an 87-84 upset victory over defending Southwest Conference champion Texas A&M on Dec. 19, 1987, at Arco Arena. The Hornets, who were in the Div. II ranks at the time, buried 12 three-pointers, including seven from Alex Williams who finished with a game-high 29 points.

at Humboldt State..... L, 80-63  
 at Chico State..... L, 73-63  
 STANISLAUS STATE..... W, 52-49  
 at UC Davis..... L, 64-62  
 CS HAYWARD..... L, 76-67  
 at San Francisco State..... L, 53-51  
 at Sonoma State..... W, 71-48  
 CHICO STATE..... L, 65-62  
 HUMBOLDT STATE..... W, 81-73  
 at Stanislaus State..... L, 70-63  
 UC DAVIS..... W, 73-66  
 SAN FRANCISCO STATE..... N/A  
 at CS Hayward..... N/A

**1982-83**  
**Head Coach: Jack Heron**  
**(10-17, 5-9 NCAC)**  
 FRESNO PACIFIC..... W, 93-86  
 HAWAII-HILO..... L, 78-73  
 at Southern Oregon..... W, 85-74  
 at Oregon Tech..... L, 75-66  
 CS DOMINGUEZ HILLS..... L, 89-82  
 at CS Fullerton..... L, 104-75  
 at UC Riverside..... L, 81-68  
 CAL POLY..... W, 72-69  
 vs. Linfield College%..... W, 75-60  
 at Southern Oregon State%.. L, 72-61

at Nevada..... L, 115-75  
 S. OREGON STATE..... W, 64-63  
 CHICO STATE..... L, 72-68  
 HUMBOLDT STATE..... L, 80-73 (ot)  
 STANISLAUS STATE..... W, 106-104 (ot)  
 at San Francisco State..... L, 78-70  
 CS HAYWARD..... W, 100-76  
 UC DAVIS..... W, 77-72  
 at Sonoma State..... L, 87-79  
 at Humboldt State..... W, 62-59  
 at Chico State..... L, 95-94 (ot)  
 HAWAII PACIFIC..... L, 83-69  
 at Stanislaus State..... L, 96-89 (ot)  
 at CS Hayward..... W, 87-64

SAN FRANCISCO STATE..... L, 83-68  
 SONOMA STATE..... L, 79-78  
 at UC Davis..... L, 83-54  
 % - Southern Oregon Tournament

**1983-84**  
**Head Coach: Jack Heron**  
**(16-16, 8-6 NCAC)**  
 at Southern Oregon..... L, 88-83  
 FRESNO PACIFIC..... W, 59-58  
 at Cal Poly..... L, 72-47  
 CS NORTHBRIDGE..... L, 59-48  
 OREGON TECH..... W, 77-62  
 CAL STATE LA..... W, 74-59  
 at BYU-Hawaii..... L, 79-64  
 at Chaminade..... L, 74-61  
 at Hawai'i-Loa..... W, 68-59  
 at Hawai'i-Hilo..... L, 71-67 (ot)  
 at Hawai'i-Loa..... W, 73-69  
 at Fresno State..... L, 73-46  
 UC RIVERSIDE..... L, 77-59  
 COLUMBIA CHRISTIAN..... W, 81-55  
 vs. Western Washington..... L, 60-57  
 vs. Simon Fraser..... W, 59-57  
 at Southern Oregon..... W, 77-76  
 UC DAVIS..... W, 62-57  
 at Sonoma State..... W, 66-62  
 at Stanislaus State..... L, 90-81  
 HUMBOLDT STATE..... L, 71-57  
 CHICO STATE..... L, 75-67  
 at CS Hayward..... W, 59-58  
 SAN FRANCISCO STATE..... W, 66-59  
 at UC Davis..... L, 79-77 (ot)  
 SONOMA STATE..... W, 67-46  
 STANISLAUS STATE..... L, 85-79  
 at Humboldt State..... W, 62-60  
 at Chico State..... L, 80-66  
 CS HAYWARD..... W, 67-66  
 at San Francisco State..... W, 67-66  
 at Chico State..... L, 95-77

**1984-85**  
**Head Coach: Fred Lewis**  
**(7-23, 3-11 NCAC)**  
 POMONA-PITZER..... W, 72-66  
 FRESNO PACIFIC..... W, 72-68  
 CAL POLY..... L, 69-61  
 at CS Northridge..... L, 86-71

at UC Riverside..... L, 59-45  
 at CS Dominguez Hills..... L, 76-58  
 at Saint Mary's..... L, 96-43  
 MANKATO STATE..... L, 99-81  
 at Alaska Fairbanks..... L, 66-64 (ot)  
 at Alaska Fairbanks..... L, 95-77  
 at Alaska Anchorage..... L, 81-68  
 at Alaska Anchorage..... L, 62-56  
 WESTMONT..... L, 76-57  
 Lewis & Clark\$..... L, 76-59  
 Dominican College\$..... W, 106-58  
 SAN FRANCISCO STATE..... L, 69-68  
 at CS Hayward..... W, 69-61  
 SONOMA STATE..... W, 56-55  
 at UC Davis..... L, 86-71  
 CONCORDIA..... W, 80-76 (ot)  
 STANISLAUS STATE..... W, 86-77  
 CHICO STATE..... L, 75-59  
 HUMBOLDT STATE..... L, 81-65  
 at San Francisco State..... L, 83-82  
 CS HAYWARD..... L, 68-57  
 at Stanislaus State..... L, 73-65  
 at Sonoma State..... L, 69-68  
 UC DAVIS..... L, 88-82  
 at Chico State..... L, 89-59  
 at Humboldt State..... L, 59-52  
 \$ - Stratford Inn Classic at Ashland, Ore.

**1985-86**  
**Head Coach: Bill Brown**  
**(13-15)**  
 UC DAVIS..... W, 76-59  
 at Pacific..... L, 76-57  
 SIMPSON COLLEGE..... W, 109-58  
 vs. So. California Coll.#..... W, 98-82  
 at Chapman#..... W, 58-40  
 at Westmont..... W, 78-70  
 at Fresno Pacific..... W, 53-51  
 CHAPMAN..... L, 75-67  
 UC RIVERSIDE..... L, 63-60  
 at Fresno State..... L, 89-72  
 CAL POLY..... W, 62-57  
 CS NORTHBRIDGE..... W, 74-70  
 at Humboldt State..... W, 52-50  
 at Cal Poly..... L, 57-56  
 at CS Bakersfield..... L, 91-86

**1981-82**  
**Head Coach: Jack Heron**  
**(12-16, 8-4 Far Western)**  
 CAL STATE LA..... L, 55-54  
 CS BAKERSFIELD..... L, 70-68  
 CS DOMINGUEZ HILLS..... L, 78-63  
 at Cal Poly..... L, 70-45  
 at CS Northridge..... L, 86-52  
 at Sonoma State..... W, 73-60  
 at Chapman..... L, 71-56  
 at Fresno Pacific..... L, 67-56  
 S. OREGON..... W, 84-68  
 OCCIDENTAL..... W, 78-61  
 at S. Oregon..... L, 68-65  
 at Nebraska..... L, 93-61  
 STANISLAUS STATE..... W, 87-77  
 UC DAVIS..... L, 81-68  
 at Sonoma State..... L, 61-58  
 at Chico State..... W, 60-59 (ot)  
 at Humboldt State..... L, 59-58  
 at San Francisco State..... L, 62-51  
 CS HAYWARD..... W, 78-75  
 at Stanislaus State..... L, 103-84  
 SONOMA STATE..... L, 67-65 (ot)  
 UC DAVIS..... W, 75-65  
 HUMBOLDT STATE..... W, 73-58  
 CHICO STATE..... W, 70-64  
 at CS Hayward..... W, 90-66  
 SAN FRANCISCO STATE..... W, 64-53  
 vs. Chico State%..... W, 60-58  
 vs. San Francisco State%..... L, 75-61  
 % - Far Western Conference Tourney



Players (L to R) Robert "Money" Martin, Sean Smartt, Sean McClendon and Bruce Woodard helped lead the 1987-88 team to the program's first NCAA Div. II Tournament appearance since the 1969-70 season. The team led the nation in three-pointers made (303, 10.1 per game), shooting .418 from beyond the arc. Head coach Joesph Anders (middle) led the squad to a 22-8 mark, including a school-record average of 93.1 points per game.



The 2002-03 squad became the first Sacramento State team to reach the Big Sky Conference Tournament since the program joined the league in 1996-97. The Hornets upset Montana in the quarterfinal round in Missoula, 88-75, before falling at Weber State in the semifinals. Entering this season, the Hornets have reached the postseason tournament four straight years.

OREGON TECH.....	L, 65-64
at Stanislaus State.....	L, 68-67
CS HAYWARD.....	L, 65-57
at Sonoma State.....	L, 94-80
CHICO STATE.....	W, 72-53
UC SANTA CRUZ.....	W, 94-66
at UC Davis.....	L, 83-63
at CS Hayward.....	L, 74-72
STANISLAUS STATE.....	W, 77-70
SONOMA STATE.....	L, 94-84
HUMBOLDT STATE.....	W, 64-58
at Chico State.....	L, 76-65
at Oregon Tech.....	L, 82-55
# - Chapman College Tournament	

## 1986-87

Co-Head Coaches:

**Bill Brown, Joseph Anders**  
(12-16)

CS BAKERSFIELD.....	L, 75-63
SONOMA STATE.....	L, 91-79
at CS Northridge.....	W, 58-56
vs. Puget Sound#.....	W, 83-65
at Chapman#.....	L, 74-73 (ot)
UC DAVIS.....	W, 80-72
vs. Humboldt State\$.....	W, 82-70
at Cal Poly\$.....	L, 57-48
at CS Dominguez Hills.....	L, 79-66
at Sonoma State.....	L, 92-80
CS HAYWARD.....	W, 82-71
FRESNO PACIFIC.....	W, 80-77
at Nevada.....	L, 109-86
at Fresno State.....	L, 71-51
PUGET SOUND.....	W, 77-62
at Arkansas-Little Rock.....	L, 71-65
at Arkansas State.....	L, 86-49
at Chico State.....	L, 67-66
SOUTHERN UTAH.....	W, 85-78
STANISLAUS STATE.....	W, 82-75
at UC Davis.....	L, 68-60
at Seattle Pacific.....	L, 90-84
at Puget Sound.....	L, 90-74
UC SANTA CRUZ.....	W, 97-72
CHICO STATE.....	W, 87-71
at Humboldt State.....	L, 101-96 (ot)
at Oregon Tech.....	L, 86-77
HUMBOLDT STATE.....	W, 67-66
# - Chapman College Tournament	
\$ - Cal Poly Tournament	

## 1987-88

Head Coach: Joseph Anders

(22-8)

vs. Azusa Pacific#.....	W, 89-81
at Cal Poly Pomona#.....	L, 104-98
UC DAVIS.....	W, 74-64
METRO STATE.....	W, 90-81
CAL POLY.....	W, 77-75
CS HAYWARD.....	W, 80-66
vs. Hawaii Pacific&.....	L, 98-88
vs. LaVerna&.....	W, 85-68
CS DOMINGUEZ HILLS.....	W, 87-81
HUMBOLDT STATE.....	W, 88-67
CAL POLY POMONA.....	W, 98-88
at CS Hayward.....	W, 113-92
NEVADA%.....	L, 94-87
TEXAS A&M%.....	W, 87-84
CS NORTHBRIDGE.....	W, 90-87
CS BAKERSFIELD.....	L, 90-81
CAL STATE LA.....	W, 89-74
at Humboldt State.....	W, 78-69
EMPORIA STATE.....	W, 106-102
at Cal State LA.....	W, 104-93
at Cal Poly.....	L, 72-71
CHICO STATE.....	W, 131-100
at Sonoma State.....	W, 96-79
at Stanislaus State.....	W, 92-83
SONOMA STATE.....	W, 118-103
at Chico State.....	W, 121-111
at UC Davis.....	W, 92-78
at US International.....	L, 127-113
vs. CS Hayward^.....	L, 96-85
vs. CS Bakersfield^.....	L, 90-89
# - @ Cal Poly Pomona	
& - @ UC Riverside	
* - Capital City Classic	
^ - NCAA Regional	

## 1988-89

Head Coach: Joseph Anders

(15-13, 5-7 Great Northwest)

CHICO STATE.....	W, 124-96
CS HAYWARD.....	W, 85-76
at Sonoma State.....	L, 83-71
at Chico State.....	W, 91-77
at UC Davis.....	W, 104-86
HUMBOLDT STATE.....	W, 81-72
at CS Hayward.....	L, 94-93
FLORIDA INT'L#.....	W, 100-88
E. TENNESSEE STATE#.....	L, 98-82
PUGET SOUND*.....	W, 83-72
CAL STATE LA.....	W, 108-82
at CS Northridge.....	L, 100-98 (ot)
at CS Bakersfield.....	W, 80-73
ALASKA ANCHORAGE*.....	L, 94-74

METRO STATE*.....	W, 87-82
ALASKA-FAIRBANKS*L, 112-110 (ot)	
SEATTLE PACIFIC*.....	W, 94-89
EASTERN MONTANA*.....	W, 89-69
SONOMA STATE.....	W, 89-83
UC DAVIS.....	W, 87-81
at Humboldt State.....	L, 62-57
at Alaska Fairbanks*.....	L, 100-96
at Alaska Anchorage*.....	L, 85-70
at Seattle Pacific*.....	L, 122-97
at Puget Sound*.....	L, 90-70
at Metro State*.....	L, 94-76
at Eastern Montana*.....	W, 63-58
at Southern Utah.....	L, 109-89
# - CSUS Capital City Classic	
* - Conference game	

## 1989-90

Head Coach: Joseph Anders

(15-16, 4-6 Great Northwest)

vs. Seattle Pacific#.....	W, 76-59
at Humboldt State#.....	L, 87-76
CHICO STATE.....	L, 94-89
CS HAYWARD.....	W, 82-59
at CS Los Angeles.....	L, 84-74
at Cal Lutheran.....	W, 100-76
at UC Riverside.....	L, 86-77
CS BAKERSFIELD.....	L, 99-83
at Chico State.....	W, 106-91
UC DAVIS%.....	W, 103-79
S. CAROLINA STATE%.....	W, 92-75
at CS Hayward.....	L, 98-85 (ot)
vs. Coppin State&.....	W, 87-81
vs. Chaminade&.....	W, 79-45
vs. Maryland&.....	L, 98-88
HUMBOLDT STATE.....	W, 66-65
CS NORTHBRIDGE.....	W, 71-65
SF STATE.....	W, 80-71
at Cal Poly.....	L, 81-59
at US International.....	L, 117-98
at UC Davis.....	L, 81-71
EASTERN MONTANA@.....	L, 73-70
METRO STATE@.....	L, 90-70
at Alaska Fairbanks@.....	W, 102-87
at Alaska Anchorage@.....	L, 121-75
SEATTLE PACIFIC@.....	W, 99-86
at Metro State@.....	L, 89-79
at Eastern Montana@.....	L, 103-87
at Seattle Pacific@.....	L, 85-75
ALASKA ANCH.@.....	W, 99-93 (ot)
ALASKA FAIRBANKS@.....	W, 97-75
# - at Humboldt State	
% - Capital City Classic (Champs)	
& - Hawaii Rainbow Classic	
@ - Conference game	

## 1990-91

Head Coach: Joseph Anders

(11-15)

vs. Texas A&M%.....	L, 102-80
vs. Johnson C. Smith%.....	L, 90-80
at Cal Poly Pomona.....	W, 99-83
HUMBOLDT STATE.....	W, 72-58
METRO STATE.....	L, 80-79 (ot)
CS HAYWARD.....	W, 80-78 (ot)
CAL STATE LA.....	W, 90-76
UC DAVIS.....	W, 80-72
at CS Bakersfield.....	L, 83-55
vs. Ark-Little Rock\$.....	L, 67-60
vs. Mississippi Valley St.\$.....	W, 79-56
at Washington State.....	L, 101-65
CAL POLY POMONA.....	L, 93-86
UC RIVERSIDE.....	L, 86-81
CAL POLY.....	W, 73-68
at CS Hayward.....	W, 85-77
at San Francisco State.....	L, 83-70
at Seattle Pacific.....	L, 90-81
GRAND CANYON.....	W, 70-67
at CS Northridge.....	L, 92-83
at UC Davis.....	L, 89-71
at Metro State.....	L, 122-92
at Southern Utah.....	L, 132-105
SEATTLE PACIFIC.....	W, 95-78
at Grand Canyon.....	L, 76-64
at US International.....	W, 103-93
% - North Alabama Tournament	
\$ - Marquette Tournament	

## 1991-92

Head Coach: Joseph Anders

(4-24)

at Idaho.....	L, 116-101
at Fresno State.....	L, 92-72
NORTHERN ARIZONA.....	L, 86-80
at USC.....	L, 107-94
at UC Santa Barbara.....	L, 101-65
at Boise State#.....	L, 87-60
vs. Idaho State#.....	L, 85-80 (ot)
IDAHO.....	L, 91-88 (ot)
at Marquette.....	L, 79-35
UNC-GREENSBORO.....	L, 72-63
at Washington State.....	L, 97-63
BALL STATE.....	L, 83-60
DRAKE.....	W, 60-58
at Oregon State.....	L, 104-89
at Saint Mary's.....	L, 98-59
WISC-MILWAUKEE.....	W, 110-106 (2ot)
at Montana State.....	L, 104-84
at Ball State.....	L, 87-66
at Northern Arizona.....	L, 71-68
at CS Northridge.....	L, 82-73
at UC Davis.....	L, 82-75
CHICAGO STATE.....	W, 92-87
CS NORTHBRIDGE.....	L, 83-77
at Wisc-Milwaukee.....	L, 89-61
at Chicago State.....	L, 95-86 (ot)
UC DAVIS.....	W, 82-71
NE ILLINOIS.....	L, 79-63
SOUTHERN UTAH.....	L, 79-73
# - Boise State Tournament	

## 1992-93

Head Coach: Don Newman

(3-24)

at California.....	L, 89-65
at Utah.....	L, 74-45
at Drake.....	L, 86-65
at Portland.....	L, 83-55
at Stanford.....	L, 68-33
MONTANA.....	L, 53-38
LOYOLA MARYMOUNT.....	L, 66-61
UC SANTA BARBARA.....	L, 64-57
MONTANA STATE.....	L, 72-53
at Idaho.....	L, 81-61
at Washington State.....	L, 87-56
BOISE STATE.....	L, 83-69
NORTHERN ARIZONA.....	L, 78-71
SAINT MARY'S.....	W, 63-62
PORTLAND.....	L, 63-59
at UNC-Greensboro.....	L, 62-61
at UNC-Wilmington.....	L, 73-60
at Nebraska.....	L, 86-70
at Wisc-Milwaukee.....	L, 96-44

at Southern Utah.....	L, 87-68
at Northern Arizona.....	L, 68-64
at CS Northridge.....	L, 80-73
IDAHO.....	L, 76-71
CS NORTHBRIDGE.....	W, 63-60
UC DAVIS.....	W, 82-76
at Brigham Young.....	L, 128-78
WISC-MILWAUKEE.....	L, 78-76

## 1993-94

Head Coach: Don Newman

(1-26)

at Montana.....	L, 76-36
at Montana State.....	L, 85-57
at Pacific.....	L, 91-64
NORTHERN ARIZONA.....	W, 80-76
at NE Illinois.....	L, 76-61
SAN FRANCISCO.....	L, 99-84
at USC.....	L, 84-64
SANTA CLARA.....	L, 74-56
TOLEDO.....	L, 87-62
BUTLER.....	L, 60-58
IDAHO.....	L, 66-45
at Northern Arizona.....	L, 83-59
at San Francisco.....	L, 98-56
at Alabama-Birmingham.....	L, 88-46
at Tulane.....	L, 97-48
at Saint Mary's.....	L, 89-67
IDAHO STATE.....	L, 91-80
at Boise State.....	L, 83-76
at Colorado.....	L, 80-56
at Southern Utah.....	L, 85-60
at Eastern Washington.....	L, 72-47
at CS Northridge.....	L, 90-54
at Loyola Marymount.....	L, 73-71
SOUTHERN UTAH.....	L, 81-63
at San Diego.....	L, 95-65

## 1994-95

Head Coach: Don Newman

(6-21, 2-4 America West)

PACIFIC.....	L, 68-59
at Minnesota.....	L, 102-84
at St. Louis.....	L, 90-49
SAN DIEGO STATE.....	L, 67-61
at USC.....	L, 93-54
MONTANA STATE.....	L, 77-60
at Toledo.....	L, 74-64
at Idaho State.....	L, 89-59
FAIRFIELD*.....	L, 78-63
GRAMBLING*.....	W, 74-68
COLUMBIA.....	W, 77-68
at Butler.....	L, 90-62
at Loyola-Chicago.....	W, 68-56
GONZAGA.....	L, 77-72 (ot)
at Idaho.....	L, 87-72
at Eastern Washington.....	W, 68-67
at Tulane.....	L, 85-73
at CS Northridge.....	L, 85-68
at Cal Poly.....	W, 74-64
at Santa Clara.....	L, 82-53
CAL POLY.....	W, 75-56
SAINT MARY'S.....	L, 75-57
at Southern Utah.....	L, 93-64
CS NORTHBRIDGE.....	L, 75-73
EASTERN WASH.....	L, 69-64
SOUTHERN UTAH.....	L, 89-55
vs. CS Northridge#.....	L, 86-81
* - Sacramento Holiday Classic	
# - America West Conference Tourney	

## 1995-96

Head Coach: Don Newman

(7-20, 2-5 America West)

SAN DIEGO.....	L, 84-80 (ot)
MONTANA.....	L, 75-70
UC DAVIS.....	W, 51-50
COL. OF NOTRE DAME.....	W, 69-59
at Fairfield.....	L, 75-60
at Georgetown.....	L, 113-58
IDAHO STATE.....	W, 82-77
at Arizona State.....	L, 85-73
MINNESOTA.....	L, 86-63
GEORGE WASHINGTON*.....	L, 98-81
OLD DOMINION*.....	L, 69-62 (ot)
at Idaho State.....	W, 77-74 (ot)
at Montana State.....	L, 90-47



# HORNET HISTORY

at Gonzaga.....	L, 66-44
CREIGHTON.....	L, 74-67
at Saint Mary's.....	L, 87-75
CAL POLY.....	L, 102-86
at San Diego State.....	L, 85-55
at CS Northridge.....	L, 71-62
at Cal Poly.....	L, 79-63
at Oral Roberts.....	L, 78-66
EASTERN WASH.....	L, 73-65
at Southern Utah.....	L, 87-59
SOUTHERN UTAH.....	W, 82-70
CS NORTHRIDGE.....	W, 83-66
NORTHERN ARIZONA.....	W, 71-66
at Cal Poly#.....	L, 73-66

## 1996-97

**Head Coach: Don Newman**  
(3-23, 2-14 Big Sky)

at Northern Arizona.....	W, 75-65
SAINT MARY'S.....	L, 69-60
at Montana.....	L, 69-45
at UC Davis.....	L, 74-50
at Colorado State#.....	L, 89-45
vs Texas-San Antonio#.....	L, 68-54
at Creighton.....	L, 59-42
at Pacific.....	L, 95-50
PACIFIC.....	L, 73-47
PORTLAND STATE*.....	W, 69-61
at Eastern Washington*.....	L, 60-59
at CS Northridge*.....	L, 99-64
at Idaho State*.....	L, 79-43
MONTANA STATE*.....	L, 93-77
MONTANA*.....	L, 81-51
ORAL ROBERTS.....	L, 78-55
at Montana State*.....	L, 83-66
WEBER STATE*.....	L, 72-67
at Portland State*.....	L, 53-47
EASTERN WASH.*.....	W, 97-83
at Montana*.....	L, 95-51
IDAHO STATE*.....	L, 84-66
NORTHERN ARIZONA*.....	L, 58-55
CS NORTHRIDGE*.....	L, 93-90 (ot)
at Weber State*.....	L, 97-66
at Northern Arizona*.....	L, 99-62

# - Colorado State Ram Classic  
\* - Big Sky Conference games

## 1997-98

**Head Coach: Tom Abateamarco**  
(1-25, 0-16 Big Sky)

USC.....	L, 79-40
NORTHERN ILLINOIS.....	L, 70-60 (ot)
at Pacific.....	L, 68-34
at Oregon State.....	L, 89-56
UC DAVIS.....	L, 66-59
at Houston.....	L, 57-43
at Lamar.....	L, 74-62
at San Jose State.....	L, 60-49
CAL POLY.....	W, 73-70
at Minnesota.....	L, 100-56
EASTERN WASH.*.....	L, 77-71
PORTLAND STATE*.....	L, 65-52
CS NORTHRIDGE*.....	L, 72-64
IDAHO STATE*.....	L, 92-91 (2ot)
at Montana*.....	L, 52-50
at Montana State*.....	L, 74-56
MONTANA STATE*.....	L, 86-66
at Weber State*.....	L, 89-54
at Portland State*.....	L, 79-67
at Eastern Washington*.....	L, 75-73 (ot)
MONTANA*.....	L, 61-51
at Idaho State*.....	L, 79-72
at Northern Arizona*.....	L, 86-49
at CS Northridge*.....	L, 117-65
NORTHERN ARIZONA*.....	L, 92-52
WEBER STATE*.....	L, 88-52

\* - Big Sky Conference games

**1998-99**  
**Head Coach: Tom Abateamarco**  
(3-23, 3-13 Big Sky)

LAMAR.....	L, 85-81
SAINT MARY'S.....	L, 66-52
at Cal Poly.....	L, 99-56
PACIFIC.....	L, 62-49

at Fresno State.....	L, 110-73
HOUSTON.....	L, 63-61
SAN JOSE STATE.....	L, 59-56
at New Mexico.....	L, 102-71
at Northern Illinois.....	L, 73-58
at Minnesota.....	L, 98-57
WEBER STATE*.....	L, 81-76
at Northern Arizona*.....	L, 75-60
at Eastern Washington*.....	L, 87-42
at Portland State*.....	L, 68-61
at CS Northridge*.....	L, 84-68
IDAHO STATE*.....	L, 57-54
MONTANA STATE*.....	L, 89-69
MONTANA*.....	W, 60-57
at Montana State*.....	L, 80-43
at Weber State*.....	L, 91-50
PORTLAND STATE*.....	W, 63-62
EASTERN WASH.*.....	W, 66-62
at Montana*.....	L, 78-50
at Idaho State*.....	L, 71-66
NORTHERN ARIZONA*.....	L, 71-61
CS NORTHRIDGE*.....	L, 99-65

## 1999-00

**Head Coach: Tom Abateamarco**  
(9-18, 3-13 Big Sky)

MENLO.....	W, 69-43
SOUTHERN UTAH.....	W, 65-58
at Nevada.....	W, 65-57
vs. The Citadel.....	W, 74-61
at San Francisco.....	L, 70-35
NEVADA.....	W, 59-56
at Saint Mary's.....	L, 64-55
at Stanford.....	L, 78-56
at Houston.....	L, 72-70
COLORADO STATE.....	L, 69-53
PORTLAND.....	W, 62-59
NORTHERN ARIZONA*.....	W, 65-52
at Weber State*.....	L, 82-62
EASTERN WASH.*.....	W, 64-61
PORTLAND STATE*.....	L, 72-70
CS NORTHRIDGE*.....	L, 76-57
at Idaho State*.....	L, 72-61
at Montana*.....	L, 59-47 (ot)
at Montana State*.....	L, 64-61
MONTANA STATE*.....	W, 70-54
WEBER STATE*.....	L, 88-72
at Portland State*.....	L, 80-65
at Eastern Washington*.....	L, 74-67
MONTANA*.....	L, 80-57
IDAHO STATE*.....	L, 74-71
at Northern Arizona*.....	L, 88-65
at CS Northridge*.....	L, 81-57

## 2000-01

**Head Coach: Jerome Jenkins**  
(5-22, 2-14 Big Sky)

BETHANY.....	W, 103-84
SAINT MARY'S.....	W, 75-61
at Colorado State.....	L, 73-46
at Southern Utah.....	L, 81-75
LMU.....	L, 78-59
at Portland.....	L, 75-55
SAN JOSE STATE.....	L, 83-53
at Washington State.....	L, 75-63
MENLO.....	W, 87-69
NORTHERN ARIZONA*.....	L, 65-55
CS NORTHRIDGE*.....	L, 95-82
WEBER STATE*.....	L, 81-70
at Northern Arizona*.....	L, 66-53
UC RIVERSIDE.....	L, 90-88 (ot)
at Eastern Washington*.....	L, 67-57
at Portland State*.....	L, 81-77
at CS Northridge*.....	L, 100-73
IDAHO STATE*.....	L, 71-67
MONTANA STATE*.....	W, 70-62
MONTANA*.....	L, 67-66
at Montana State*.....	L, 98-82
at Weber State*.....	L, 98-88
PORTLAND STATE*.....	W, 77-60
EASTERN WASH.*.....	L, 80-68
at Montana*.....	L, 84-67
at Idaho State*.....	L, 107-79

\* - Big Sky Conference games

## 2001-02

**Head Coach: Jerome Jenkins**  
(9-19, 3-11 Big Sky)

vs. Old Dominion^.....	L, 69-52
vs. Wofford^.....	L, 56-46
MENLO.....	W, 81-65
at San Jose State.....	L, 62-60
at Saint Mary's.....	L, 78-64
SOUTHERN UTAH.....	W, 72-61
CS FULLERTON.....	W, 85-79 (ot)
at Loyola Marymount.....	L, 95-77
at CS Fullerton.....	L, 106-97 (ot)
LIPSCOMB.....	W, 86-76
at UC Riverside.....	L, 100-66
IDAHO.....	L, 75-63
TEXAS A&M-C.C.....	W, 82-69
DOMINICAN.....	W, 91-73
at Idaho State*.....	L, 87-79
at Weber State*.....	L, 86-83
NORTHERN ARIZONA*.....	W, 81-63
MONTANA STATE*.....	W, 78-56
MONTANA*.....	L, 88-78
at Portland State*.....	L, 86-83
at Eastern Washington*.....	L, 87-67
WEBER STATE*.....	L, 76-72 (ot)
IDAHO STATE*.....	W, 90-80
at Northern Arizona*.....	L, 90-70
at Montana*.....	L, 86-53
at Montana State*.....	L, 80-70
EASTERN WASH.*.....	L, 81-71
PORTLAND STATE*.....	L, 74-67

^ - Guardians Classic (Memphis, Tenn.)  
\* - Big Sky Conference games

## 2002-03

**Head Coach: Jerome Jenkins**  
(12-17, 5-9 Big Sky)

at Loyola Marymount.....	L, 88-55
DOMINICAN.....	W, 62-47
at Southern Utah.....	L, 74-68
at Missouri.....	L, 98-60
SAN FRANCISCO.....	W, 82-57
at Cal Poly.....	W, 73-66
SAN JOSE STATE.....	W, 72-70
OREGON STATE.....	L, 62-49
CAL STATE FULLERTON.....	L, 62-54
at Idaho.....	L, 81-62
at Fresno State.....	L, 91-53
at Lipscomb.....	W, 83-71
at Portland State*.....	L, 65-52
at Northern Arizona*.....	W, 85-81 (2ot)
at Texas A&M-C.C.....	W, 84-80
at Eastern Washington*.....	L, 75-41
IDAHO STATE*.....	L, 67-62
WEBER STATE*.....	L, 65-53
at Montana State*.....	W, 72-66
at Montana*.....	L, 66-59

NORTHERN ARIZONA*.....	L, 63-45
EASTERN WASH.*.....	W, 77-71
PORTLAND STATE*.....	W, 72-58
at Weber State*.....	L, 88-65
at Idaho State*.....	L, 90-83
MONTANA*.....	L, 77-71
MONTANA STATE*.....	W, 75-52
at Montana#.....	W, 88-75
at Weber State#.....	L, 82-60

\* - Big Sky Conference games  
# - Big Sky Conference Tournament

## 2003-04

**Head Coach: Jerome Jenkins**  
(13-15, 7-7 Big Sky)

at Stanford.....	L, 77-59
DOMINICAN.....	W, 76-65
at Cal State Fullerton.....	W, 78-71 (ot)
SAN JOSE CHRISTIAN.....	W, 89-45
at Cal Poly.....	L, 76-60
at New Mexico.....	L, 77-63
SAINT MARY'S.....	L, 88-74
at San Jose State.....	L, 85-77 (ot)
UC IRVINE.....	W, 64-56
at Oregon State.....	L, 76-73
LONG BEACH STATE.....	W, 73-51
UC RIVERSIDE.....	W, 66-55
at San Francisco.....	L, 60-47
NORTHERN ARIZONA*.....	L, 80-73
PORTLAND STATE*.....	W, 76-64
EASTERN WASH.*.....	L, 68-62
at Idaho State*.....	L, 82-81
at Weber State*.....	L, 65-54
MONTANA STATE*.....	W, 77-71
MONTANA*.....	W, 76-67
at Northern Arizona*.....	W, 110-97
at Eastern Washington*.....	L, 83-57
at Portland State*.....	L, 69-65
WEBER STATE*.....	W, 64-61
IDAHO STATE*.....	W, 84-70
at Montana*.....	L, 80-69
at Montana State*.....	W, 80-74
WEBER STATE#.....	L, 68-62

\* - Big Sky Conference games  
# - Big Sky Conference Tournament

## 2004-05

**Head Coach: Jerome Jenkins**  
(12-16, 8-6 Big Sky)

at Michigan.....	L, 70-49
SOUTHERN UTAH.....	W, 74-67
at Long Beach State.....	L, 87-63
UC DAVIS.....	L, 72-63 (ot)
at UC Irvine.....	L, 81-69
SAN FRANCISCO.....	L, 75-70
at Fresno State.....	L, 72-54
at Saint Mary's.....	L, 73-38

at UC Riverside.....	L, 82-74
GREAT FALLS.....	W, 71-49
at Oregon State.....	L, 86-59
UTAH VALLEY STATE.....	W, 71-69
at Portland State*.....	L, 79-69
at Eastern Washington*.....	L, 44-41
IDAHO STATE*.....	W, 61-59
WEBER STATE*.....	W, 78-72
at Montana State*.....	L, 67-64
at Montana*.....	L, 82-74
WILLIAM JESSUP.....	W, 88-59
NORTHERN ARIZONA*.....	W, 92-88
EASTERN WASH.*.....	W, 83-72
PORTLAND STATE*.....	L, 71-66
at Weber State*.....	L, 57-55
at Idaho State*.....	W, 99-97 (ot)
MONTANA*.....	W, 83-80
MONTANA STATE*.....	W, 70-68
at Northern Arizona*.....	W, 87-86
WEBER STATE#.....	L, 74-71

\* - Big Sky Conference games  
# - Big Sky Conference Tournament

## 2005-06

**Head Coach: Jerome Jenkins**  
(15-15, 5-9 Big Sky)

vs. Samford^.....	L, 52-49
vs. Southern^.....	W, 67-64 (ot)
at Nevada.....	L, 82-74
WILLIAM JESSUP.....	W, 100-61
at San Francisco.....	W, 85-78
at UC Davis.....	W, 72-67
at Utah Valley State.....	L, 71-69 (ot)
LONG BEACH STATE.....	W, 106-94
SAN DIEGO CHRISTIAN.....	W, 64-55
at Boise State.....	L, 70-61
at Southern Utah.....	W, 76-68
CAL POLY.....	W, 80-59
at UCLA.....	L, 86-56
DENVER.....	W, 79-65
PORTLAND STATE*.....	W, 76-60
EASTERN WASH.*.....	W, 88-69
at Idaho State*.....	W, 107-106
at Weber State*.....	W, 73-66
MONTANA STATE*.....	L, 78-75
MONTANA*.....	L, 73-71
at Northern Arizona*.....	L, 89-83
at Eastern Washington*.....	L, 87-75
at Portland State*.....	W, 68-65
WEBER STATE*.....	L, 76-73 (ot)
IDAHO STATE*.....	L, 72-71
at Montana*.....	L, 84-79
NORTHERN ARIZONA*.....	L, 92-72
at Montana State*.....	L, 75-70
at Montana State#.....	W, 71-70
at Northern Arizona#.....	L, 98-83

^ - Guardians Classic (Austin, Texas)  
\* - Big Sky Conference games  
# - Big Sky Conference Tournament



The 2005-06 squad set numerous Div. I records (1991-pres.), including most wins (15), most wins away from home (8), Big Sky Player of the Week awards (4), winning streak (5), non-conference victories (9), 100-point games (3), longest Big Sky winning streak (8, dating back to 2004-05), and non-conference wins away from home (4).

# HORNET

## BASKETBALL



MEET THE HORNETS

OPPONENTS

2005-06 REVIEW

RECORDS/HISTORY

UNIVERSITY



## ALEX G. SPANOS SPORTS & RECREATION COMPLEX

The Alex G. Spanos Sports and Recreation Complex is an ambitious project that will change the face and character of Sacramento State. It is a centerpiece of Destination 2010, an initiative to transform the campus into a premier metropolitan university and a destination campus.

The Complex is named for Alex G. Spanos, who along with his wife Faye, provided the initial leadership gift of \$10 million.

The University has so far secured \$25 million in private support for the Spanos Sports and Recreation Complex, and efforts continue to identify additional private funding. The fee for the project that was supported by students in a 2004 referendum was fully implemented (\$110) in the fall of 2006.

The Complex includes four primary facilities:

The Broad Athletic Facility is a 26,000 square-foot project to the south of the stadium that will include a 5,000 square foot weight room, as well as locker rooms, coaches' offices and meeting space for football and track and field. It will also have a "Gallery of Champions" in the lobby. It must be completed before construction of the Recreation and Wellness Center can even begin, because parts of that project will be built at the site of the old field house. Groundbreaking occurred in fall 2006 with completion expected in late 2007.

The Recreation and Wellness Center is currently estimated at 150,000 square feet and will be on the north side of the stadium. The facility is envisioned as having such things as a fitness center, recreational courts, rock-climbing walls and a health center. Final programming and design is being completed. Construction is scheduled to begin in Spring 2008 with completion expected in 2010.

The Arena will be to the east of the stadium and is envisioned as seating 6,000 to 8,000 for events such as intercollegiate basketball, commencement and concerts. It is currently expected to be at least 160,000 square feet. The project timeline is still being developed.

The Stadium will be renovated, with current seating removed and replaced with a more permanent structure. Concessions and other amenities will be added. Seating capacity and other details are still being developed, as is a project timeline.





## PRESIDENT ALEXANDER GONZALEZ



Alexander Gonzalez is the 11th president of California State University, Sacramento – one of the largest campuses in the 23-campus California State University system.

Gonzalez was appointed president of Sacramento State in July 2003, bringing new energy and a focused vision to the University. Just a few months after arriving, he had mapped out an ambitious "Destination 2010" initiative, which seeks to make the University a premier metropolitan university and a destination campus for the West.

Priorities include creating a more residential campus by more than quadrupling student housing on and near campus; building a new Recreation Wellness and Events Center; and adding new academic buildings.

Before coming to Sacramento, Gonzalez served as president of Cal State San Marcos from 1997 to 2003. At San Marcos, he oversaw a period of rapid growth as well as many successful fundraising campaigns. He also spent 18 years at Fresno State, starting as an assistant professor in the psychology department, which he later chaired. From 1991 to 1997 he served as the university's provost and vice president for academic affairs.

Gonzalez is on the American Council on Education's class of 2004 board of directors. He's also a member of the advisory board for the National Survey of Student Engagement, chair of the board of directors of the Hispanic Association of Colleges and Universities, and on the board of directors for Valley Vision.

Gonzalez previously served on President Bush's Advisory Commission on Educational Excellence for Hispanic Americans. His service on a number of other boards and commissions includes six years as a commissioner for the Western Association of Schools and Colleges, the agency that accredits higher education institutions in the Western United States. His service to the CSU system includes serving on a work group that reviewed and recommended action on remedial education, and, more recently, as a member of a committee of presidents considering policy on enrollment management, the CSU's Technology Steering Committee, and the Institute for Teaching and Learning.

Gonzalez holds a doctorate and a master's degree in psychology from UC Santa Cruz. He received his bachelor's degree in history from Pomona College, where he graduated with honors and was elected to Phi Beta Kappa. He spent a year at Stanford University as a postdoctoral fellow of the Ford Foundation and the National Research Council conducting research on the psychology of time. He also attended Harvard Law School.

Gonzalez and his wife Gloria are the parents of two adult sons — Alex and Michael.

## ATHLETICS DIRECTOR TERRY WANLESS



Overseeing a program on the rise, Dr. Terry Wanless' four-year tenure with the Hornets has seen growth unparalleled in the school's 15-year Division I history.

The most obvious area of change has come in the form of an institutional commitment to facility enhancement. In the spring of 2004, Sacramento State students successfully passed a referendum aimed, in part, at the enhancement of athletic facilities.

The referendum helped pave the way for the Alex G. Spanos Sports Complex. The facility will create new locker rooms and

offices for the football and track and field teams as well as create a recreation center for the student body. The Spanos Complex is also scheduled to have a 6,000 to 8,000-seat arena for events such as intercollegiate athletics and commencement and an upgraded football stadium.

Wanless, currently in his fifth year as the Athletics Director at Sacramento State, has been a visible member of the Hornet athletics family, constantly representing the University and department at public outings and speaking engagements. His commitment to the student-athlete has also been clear as both he and his wife, Joanne, are at a majority of Hornet home athletic events and support several teams on the road.

His leadership and academic support have been evident to the student-athletes in other ways as well. During his four-year tenure, the department's Life Skills Program has seen rapid growth, significantly increasing the number of summer and fifth-year scholarships available to Hornet student-athletes. The Life Skills program has also launched the program's first computer lab and offers Hornet student-athletes tutoring as well as academic counseling.

Additionally, Wanless instituted a number of new programs, including the Athletics Director's Academic Achievement Award – presented to each student-athlete that achieves a term GPA of 3.0 or higher.

Those academic efforts have paid early dividends. Over the last four years, Sacramento State student-athletes have posted over 1,000 term GPAs of 3.0

or above. Additionally, 251 Hornets have earned conference all-academic honors during that same time period.

His efforts in restoring the department's booster club structure as well as aggressively improving the University's collegiate licensing program, while not readily visible, are projects that will surely enhance the program's financial footing in years to come.

Athletically, the Hornets have also seen continued growth and success on the field of play. During his four years at Sacramento State, 16 teams and 38 individuals have advanced to conference and NCAA postseason competition. In addition, the 2005-06 season saw five sports (volleyball, gymnastics, women's tennis, men's tennis and rowing) win their conference title.

Wanless' efforts to put the Hornets on the map have been instrumental in helping make Sacramento State the unofficial "home of NCAA Championships."

The Hornets have been tabbed to serve as the host institution for two NCAA Div. I championships (outdoor track, and women's volleyball) in 2007.

Additionally, Sacramento State has served as host to five NCAA championships (three track, two rowing) as well as the 2004 U.S. Olympic Trials for Track and Field during Wanless' first four years of leadership.

Prior to Sacramento State, Wanless served as athletics director at the University of North Dakota from 1990-1999, guiding the program to one of its most successful decades in school history. During that time, North Dakota enjoyed strong competitive success, winning four NCAA national championships and 36 conference titles. Additionally, 25 other teams finished second in their respective conference standings.

Before his position at North Dakota, Wanless was director of intercollegiate athletics at Western Carolina for four years and held a variety of positions, including director of intercollegiate athletics, at Towson University in Maryland.

Wanless earned a bachelor's degree in physical education from Black Hills State, a master's degree in physical education from Northern Illinois and a doctorate in athletics administration from Temple. He and his wife, Joanne, are the parents of two children. Their daughter, Heather, and her husband, Chad Collins, reside in Lexington, Ky., with their daughter Hadley. Their son Troy, and his wife, Jesi, live in Tampa, Fla.

# SACRAMENTO STATE

## **Quick Facts**

Founded.....	1947
Location .....	Sacramento, Calif.
Campus Size .....	300 acres
<b>Student Body Breakdown</b>	
Student to Faculty Ratio .....	21:1
Enrollment.....	28,000
Men.....	11,367
Women .....	16,565
Undergraduate.....	23,028
Graduate.....	4,904
Full-Time Faculty .....	860
Part-Time Faculty .....	730
<b>Degree Programs</b>	
Undergraduate.....	60
Graduate.....	40
<b>Campus Phone Numbers</b>	
Admissions.....	278-3901
Campus Operator.....	278-6011
Housing.....	278-6655
Internet Address .....	www.csus.edu

## **Leadership Begins Here**

Sacramento State is one of the largest universities in the 23-campus CSU system, enrolling a multicultural student body of 28,000. At Sacramento State, students enjoy extensive research and internship opportunities. Sacramento is the heart of California government and one of the fastest growing regions in the nation.

The University was founded as Sacramento State College in 1947. It moved to its permanent location on the banks of the historic American River in 1953.

Today, the 300-acre campus is sheltered by more than 3,000 trees and dotted with flower gardens. It has nearly 3 million square feet of building space. Miles of trails stretch along its river parkway, linking the University and student housing with recreational areas such as Folsom Lake and Old Sacramento.

The University is in the midst of an ambitious building effort. Recent additions include a five-story classroom building, a continuing education building, a new facility for University-licensed public radio stations, the Alumni Center and a major expansion of the University Union.

Sacramento State houses more than 30 research and community service centers, including the Center for California Studies, the Institute for Social Research and the Center for Small Business. The University's Aquatic Center, about 10 miles east of the University at Lake Natoma, is one of the top rowing venues in the country.

## **Class Facts**

Sacramento State offers 60 undergraduate and 40 graduate degrees in eight Colleges. Teacher education is the largest academic program, followed by business, criminal justice, communication studies, psychology and computer science. The student-to-faculty ratio is 21 to 1; more than 70 percent of classes have fewer than 30 students.

## **Student Life**

Sacramento State students lead active lives outside the classroom. There are numerous activities centered on campus, and plenty of cultural and entertainment opportunities in the surrounding area. Unlimited bus and light rail service throughout Sacramento is free for University students. Students may attend all home athletic events for free and attend other campus events for free or at a discount.

More than half the students join one of the more than 200 student organizations, which include 35 fraternities and sororities.

## **Value**

Sacramento State continues to offer one of the best higher education values in the country. Full-time undergraduate fees for the 2005-06 academic year were \$1,536 each semester, well below the national average for four-year public institutions. Two-thirds of students receive some form of financial aid, and more than 70 percent of Sacramento State students work.



## Did You Know?

- More than 80 percent of graduates say their professors were energetic and genuinely enjoyed teaching.
- Almost 700 new school teachers graduate from Sacramento State each year.
- Seventy-eight percent of students say that Sacramento State was their first or only choice.
- Sacramento State was the site of the 2003, 2005 and 2006 NCAA Div. I Track & Field Championships, and the Sacramento State Aquatic Center was the site of the 2004 and 2005 NCAA Women's Rowing Championships. Sacramento State will again host the track and field championships in 2007, and the 2007 NCAA Div. I Women's Volleyball Championships.
- Sacramento State hosted the most successful U.S. Olympic Track and Field Trials ever in 2000, and hosted the event again in 2004.
- Sacramento State has one of the largest cooperative education program in California.
- About 36 percent of Sacramento State students volunteer each year. One-third of them devote at least 10 hours per week.

## Academics

The campus attracts high caliber students. Students who attend the University come from the top third of their high school graduating classes. In fact, one of four entering freshmen comes to Sacramento State having posted a gpa of 3.5 or higher during their high school careers.

Teaching is a priority and the faculty/student ratio is one to 21. The majority of classes have fewer than 30 students and are taught by the professor. Adequate classes and course sections are provided so that diligent students will be able to graduate within four years.

The University has academic programs which have earned regional, national and in many cases, international reputations for excellence. For example:

- The computer science program was part of the first group of computer science programs which were accredited in 1986.
- The Center for California Studies at Sacramento State serves the entire state as a resource for the history, culture and public policy of California.
- Sacramento State recently ranked No. 1 in the nation as a recruitment source for new Hewlett Packard employees.
- The criminal justice program, which attracts students from all over the world, is one of the largest in the United States.
- Thousands of community clients receive life-enhancing services from the Sacramento State Speech and Hearing Clinic and the Center for Counseling and Diagnostic Services. Other Sacramento State programs, such as the Small Business Assistance Center, offer community and state clients valuable counseling and advice in business matters.

## Career Preparation

Preparing for a career is a vital part of a Sacramento State education. As the capital of the fifth-largest economy in the world, Sacramento offers students numerous work experience opportunities.

About 36 percent of Sacramento State students do volunteer work, gaining valuable work experience while helping their community. Hundreds of students work in government-related internships and fellowships. Others earn academic credit while working in paid positions through the cooperative education program, which is the largest in California.

The University's Career Center offers job databases and sponsors an on-campus recruiting program for students and recent graduates.

## Enrollment

In the 2005-06 academic year, Sacramento State had an enrollment of 28,000. These students represent every region of California and the United States as well as 80 countries.

## Tours

Prospective students and others interested in the campus may visit the website [www.csus.edu/admr/outreach.html](http://www.csus.edu/admr/outreach.html) for information about campus tours.

## Undergraduate Programs

**College of Arts and Letters**  
Communication Studies  
English  
Foreign Languages  
History

Humanities and Religious Studies  
Design, Music, Art, Theatre and Dance  
Philosophy

**College of Business Administration**  
Business Administration

**College of Continuing Education**

**College of Education**  
Child Development  
Vocational Education

**College of Engineering and Computer Science**  
Civil Engineering  
Computer Science  
Computer Engineering  
Construction Management  
Electrical and Electronic Engineering  
Mechanical Engineering  
Engineering Technology

**College of Health and Human Services**  
Criminal Justice  
Health Science  
Kinesiology  
Nursing  
Recreation and Leisure Studies  
Social Work  
Speech Pathology and Audiology

**College of Natural Sciences and Mathematics**  
Biological Sciences  
Chemistry  
Geography  
Geology  
Mathematics  
Physics and Astronomy

**College of Social Sciences and Interdisciplinary Studies**  
Anthropology  
Asian Studies  
Economics  
Environmental Studies  
Ethnic Studies  
Family and Consumer Sciences  
Gerontology  
Government  
Liberal Studies  
Psychology  
Social Science  
Sociology



SACRAMENTO  
STATE





## Sacramento State Head Coaches



**Debby Colberg**  
Volleyball  
31st Season



**Mike Connors**  
Women's Rowing  
5th Season



**Dima Hrynashka**  
Women's Tennis  
1st Season



**Kim Hughes**  
Gymnastics  
27th Season



**Jerome Jenkins**  
Men's Basketball  
7th Season



**Slava Konikov**  
Men's Tennis  
2nd Season



**Mike Linenberger**  
Men's Soccer  
18th Season



**Steve Mooshagian**  
Football  
4th Season



**Dan Muscatell**  
Women's Basketball  
4th Season



**Adam Pohll**  
Golf  
3rd Season



**Katie Poynter**  
Women's Soccer  
3rd Season



**Kathleen Raske**  
CC/T&F  
4th Season



**John Smith**  
Baseball  
29th Season



**Kathy Strahan**  
Softball  
15th Season

## Athletic Training

The goal of the athletic training staff is to provide all Sacramento State student-athletes with high quality health care. Headed by full-time certified athletic trainers Joe Ramos, Hillery Magness and Laef Morris, the Hornets' athletic training facility provides state-of-the-art support and the services of highly trained sports medicine and health care professionals.

Should an injury occur, student-athletes are seen immediately by their sport's specific athletic trainer, and are referred, when necessary, to either the head athletic trainers or team physicians.

Sacramento State boasts three training facilities (two located in the physical education complex and one at the Hornet Stadium fieldhouse). All training facilities are equipped with the finest therapeutic modalities and rehabilitative apparatus.

A staff of three team physicians (Dr. Alan Hirahara, Dr. Ronald Sockolov, Dr. Harold Strauch) and a skillful and talented athletic training staff tend to the medical and rehabilitative needs of each and every student-athlete. Also assisting in the health of the student-athletes are three Kaiser physicians, two dentists, one physical therapist and one chiropractor.

Sacramento State's athletic training staff consists of three full-time certified athletic trainers, two graduate assistants and more than 15 students training for a career in sports medicine.



**Joe Ramos**



**Hillery Magness**



**Laef Morris**

### Sacramento State Medical Personnel

**Dr. Alan Hirahara**  
Orthopedic Surgeon  
2801 K Street, Suite 330  
Sacramento, CA 95817  
(916) 733-5049

**Dr. Ronald Sockolov**  
Family Practice  
1 Scripps Drive, #202  
Sacramento, CA 95825  
(916) 927-1114

**Dr. Harold Strauch**  
Orthopedic Surgeon  
2801 K Street, Suite 330  
Sacramento, CA 95817  
(916) 733-5049

**Dr. Randy Davey**  
Team Dentist  
6246 Fair Oaks Blvd.  
Carmichael, CA 95608  
(916) 972-8851



## Academic & Compliance Support The Student-Athlete Resource Center

The Student-Athlete Resource Center offers academic advising, tutoring and mentoring, NCAA rules education and compliance, athletic financial services support, and life skills programming for all student-athletes of Sacramento State's Division I Intercollegiate Athletics program.

The S.A.R.C.'s services and programming are provided in an assortment of ways including individual advising, orientations, group and team meetings, coaches' compliance and rules education sessions, freshmen seminar classes, and a variety of student development and academic workshops. S.A.R.C. Director Paul Edwards and Academic Athletic Services Coordinator Laurie Dahlberg serve as the primary advisors to the student-athletes.

Under the direction of Life Skills and Student-Athlete Development Coordinator Mark McGushin, the Student-Athlete Academic & Life Skills Lab is available to student-athletes as a study area and to meet with tutors.

Additionally, McGushin coordinates the mentoring program which addresses student-athletes experiencing academic difficulties. The S.A.R.C. also provides additional services, guest speakers and workshops related to

finding information on campus, in the community and NCAA resources in a variety of areas related to student life, welfare and career opportunities.

Athletic Compliance and Financial Services Director Katherine Zedonis is responsible for the administration of NCAA eligibility rules education and compliance for all of our intercollegiate teams, including issues related to athletic financial aid of student-athletes. In addition, Zedonis is responsible for developing, monitoring and enforcing a compliance program that ensures the integrity of the institution within the guidelines of the NCAA, Big Sky Conference and the University.

Admission Counselor/NCAA Initial Eligibility Coordinator Josh Collins services Sacramento State student-athletes with admission processing responsibilities and monitoring of NCAA initial-eligibility requirements. Collins works closely with both new transfer and incoming freshman student-athletes. He is the main contact at Sacramento State for student-athletes working with NCAA Clearinghouse procedures.



**Paul Edwards**  
S.A.R.C. Director



**Laurie Dahlberg**  
Academic Athletic Services Coordinator



**Mark McGushin**  
Life Skills & Student-Athlete Development



**Katherine Zedonis**  
Athletic Compliance & Financial Services



**Josh Collins**  
Admission Counselor/  
NCAA Initial Eligibility



**Juan Vazquez**  
SARC Graduate Assistant

## Hornet All-Academic Honors

A total of 74 Sacramento State student-athletes earned all-academic honors from their respective conference during the 2005-06 academic year. Sacramento State competes in the Big Sky Conference (football, volleyball, basketball, tennis, women's soccer and women's golf), Western Athletic Conference (gymnastics and baseball), Mountain Pacific Sports Federation (men's soccer), Pacific Coast Softball Conference (softball) and the Western Intercollegiate Rowing Association (rowing).

Sara Baxter	So.	W. Cross Country	Melissa Genovese	So.	Gymnastics	Lori Vaught	So.	W. Outdoor Track
Michelle Garcia	Sr.	W. Cross Country	Nicole Giau	So.	Gymnastics	Carlyn Whitney	Fr.	W. Outdoor Track
Sarah Howard	Fr.	Women's Soccer	Courtney Hibler	So.	Gymnastics	Daniel Grech	Fr.	Men's Cross Country
Katie McCoy	So.	Women's Soccer	Carrie Kinghorn	Sr.	Gymnastics	Tim Bessolo	Jr.	Football
Rebecca Phillips	So.	Women's Soccer	Alexis Tsurumoto	So.	Gymnastics	Walter Brock	Sr.	Football
Ashley Rosenbery	Fr.	Women's Soccer	Danielle Ackland	Sr.	Softball	Brent Bugarin	Jr.	Football
Kara Taylor	Fr.	Women's Soccer	Nikki Cinque	Sr.	Softball	Ryan Coogler	Jr.	Football
Rose Burke	Fr.	Volleyball	Britany Crine	Sr.	Softball	Juan Gamboa	Fr.	Football
Jennifer Ferguson	Jr.	Volleyball	Ashley Dawson	Jr.	Softball	Kiel McDonald	Jr.	Football
Lindsay Haupt	So.	Volleyball	Jennifer Fryou	Jr.	Softball	Nick Miller	So.	Football
Natalie Melcher	Sr.	Volleyball	Hilary Johnson	So.	Softball	Ray Navar	Fr.	Football
Atty Boyer	Fr.	Women's Basketball	Whitney Loomis	Fr.	Softball	Dustin Nicolodi	Sr.	Football
Lindsay Calmettes	Sr.	Women's Basketball	Amy Jo McKenzie	Jr.	Softball	Brandon Smith	Sr.	Football
Ali Mollet	So.	Women's Basketball	Amy Tompkins	So.	Softball	Brandon Baggett	So.	Men's Soccer
Becca Reams	Fr.	Women's Basketball	Kayla Williams	So.	Softball	Ismael Echeverria	Jr.	Men's Soccer
Kim Sheehy	Jr.	Women's Basketball	Laura Harder	Sr.	Rowing	Jesse Manton	Jr.	Men's Soccer
Melissa Adams	Jr.	W. Indoor Track	Kim Coppin	So.	Women's Golf	Matt Campbell	Sr.	Baseball
Sara Baxter	So.	W. Indoor Track	Emily Longcrier	So.	Women's Golf	Warwick Foy	Jr.	Men's Tennis
Michelle Garcia	Sr.	W. Indoor Track	Jennifer Parkes	Jr.	Women's Golf	Junaid Hossain	Sr.	Men's Tennis
Morinsola Keshinro	Fr.	W. Indoor Track	Melissa Adams	So.	W. Outdoor Track	Paul Komorniczak	Sr.	Men's Tennis
Jessica Thomas	Jr.	W. Indoor Track	Sara Baxter	So.	W. Outdoor Track	Gabriel Loreda	Jr.	Men's Tennis
Melissa Tracey	Jr.	W. Indoor Track	A. Castillo-Springer	Jr.	W. Outdoor Track	Daniel Grech	Fr.	Men's Outdoor Track
Lori Vaught	So.	W. Indoor Track	Morinsola Keshinro	Fr.	W. Outdoor Track	David Houghton	Fr.	Men's Outdoor Track
Carlyn Whitney	Fr.	W. Indoor Track	Jillian Schlenker	Jr.	W. Outdoor Track	A.J. Reed	Fr.	Men's Outdoor Track
Trista Condren	Sr.	Gymnastics	Jessica Thomas	Jr.	W. Outdoor Track			

# SACRAMENTO STATE SUPPORT STAFF



**Nat Bailey**  
Equipment Manager



**Martinique Baker**  
Administrative Assistant



**Brian Berger**  
Media Relations Director



**Ryan Bjork**  
Assistant Media Relations Director



**Toni Brown**  
Stinger Athletic Foundation



**Tristian Cormier**  
Information Technologist



**Jane Eiferle**  
Athletic Equipment Attendant



**Laurel Hargrove**  
Athletic Equipment Attendant



**Nicole Hermreck**  
Business Assistant



**Steve Iwasa**  
Equipment Manager



**Mark Livingston**  
Associate Athletics Director



**Bill Macriss**  
Associate Athletics Director



**Carter Mattice**  
Athletic Equipment Attendant



**Lois Mattice**  
Associate Athletics Director



**Adam Primas**  
Marketing Director



**Dave Raske**  
Faculty Athletics Representative



**Scott Salwasser**  
Strength/Conditioning



**T-Anté Sims**  
Director of Ticket Operations



**Steve Tebbs**  
Facilities/Operations Director



**Gary Uribe**  
Strength/Conditioning Director



**Rose Welch**  
Business Manager



**Andria Wenzel**  
Media Relations Assistant



**Tina Westerhold**  
Administrative Assistant



**Katherine Zedonis**  
Director of Student Services/Compliance

# ATHLETICS DIRECTORY

## University Administration..... Area Code 916

Dr. Alexander Gonzalez, President..... 278-7737  
Dr. Dave Raske, Faculty Athletics Representative... 278-5946

## Athletics Administration ..... 278-6481

Dr. Terry Wanless, Athletics Director..... 278-6348  
Bill Macriss, Associate A.D..... 278-7550  
Mark Livingston, Associate A.D..... 278-4269  
Lois Mattice, Associate A.D..... 278-7548

## Support Staff

Nat Bailey, Equipment Room..... 278-6151  
Martinique Baker, Administrative Assistant to A.D. ... 278-6348  
Tristian Cormier, Information Technologist..... 278-5803  
Steve Iwasa, Equipment Room..... 278-6151  
Scott Salwasser, Strength/Conditioning ..... 278-5033  
Steve Tebbs, Facilities/Operations Director ..... 278-4550  
Gary Uribe, Strength/Conditioning Director..... 278-5033  
Rose Welch, Business Manager ..... 278-7008  
Tina Westerhold, Administrative Assistant ..... 278-6481

## Marketing/Promotions

Adam C. Primas, Marketing/Promotions Dir. .... 278-7551

## Media Relations

Brian Berger, Media Relations Director ..... 278-4313  
Ryan Bjork, Assistant Media Relations Dir. .... 278-6896  
Andria Wenzel, Media Relations Assistant ..... 278-6896

## Student-Athlete Resource Center

Paul Edwards, Director ..... 278-7796  
Laurie Dahlberg, Academic Services..... 278-5440  
Mark McGushin, Life Skills Coordinator ..... 278-5297  
Josh Collins, Admissions/NCAA Eligibility ..... 278-6309  
Katherine Zedonis, Compliance/Fin. Services..... 278-4537

## Ticket Box Office..... 278-4323

T-Anté Sims, Director of Ticket Operations..... 278-2222

## Athletic Training

Joe Ramos, Athletic Trainer ..... 278-6289  
Hillary Magness, Athletic Trainer ..... 278-3563  
Laef Morris, Athletic Trainer ..... 278-6289

## Stinger Athletic Association ..... 278-4263

Toni Brown, Advancement Assistant..... 278-4263

## Baseball

John Smith, Head Coach ..... 278-7225  
Jim Barr, Assistant..... 278-4036  
Don Barbara, Assistant..... 278-4036

## Men's Basketball

Jerome Jenkins, Head Coach ..... 278-5345  
Jared Barrett, Assistant ..... 278-5140  
David Grace, Assistant..... 278-6133  
Richard Reed, Assistant ..... 278-6780  
Dwayne Canada, Basketball Operations..... 278-6133

## Women's Basketball

Dan Muscatell, Head Coach..... 278-4479  
Karen Piers, Assistant ..... 278-5333  
TBA, Assistant..... 278-4138

## Cross Country/Track

Kathleen Raske, Head Track Coach ..... 278-7052  
Terry Van Laningham, Dir. of Championships ..... 278-6208  
Rodney Rothoff, Head Cross Country Coach..... 278-2945  
Jeff Magley, Assistant ..... 278-2881

## Football..... 278-7053

Steve Mooshagian, Head Coach ..... 278-7053  
Lou Baiz, Defensive Coordinator/Linebackers ..... 278-4860  
Scott Criner, Offensive Coordinator/QBs ..... 278-4858  
Jim House, Asst. Head Coach/Def. Line ..... 278-4861  
Stephan Pace, Defensive Backs ..... 278-4860  
Richard Sanchez, Special Teams/RBs ..... 278-4859  
Mike Orthmann, Offensive Line ..... 278-4857  
Steve Roberson, Outside Linebackers ..... 278-4861

## Golf

Adam Pohll, Head Coach ..... 278-5284  
Marcus Patterson, Assistant..... 278-5284

## Gymnastics

Kim Hughes, Head Coach ..... 278-5361  
Randy Solorio, Assistant ..... 278-5361

## Rowing

Mike Connors, Head Coach ..... 278-4265  
Sarah Whipple, Assistant..... 278-2928

## Men's Soccer

Michael Linenberger, Head Coach..... 278-6769  
Jason Gantt, Assistant..... 278-6769

## Women's Soccer

Katie Poynter, Head Coach ..... 278-5281  
Randy Dedini, Assistant ..... 278-5281

## Softball

Kathy Strahan, Head Coach..... 278-5376  
Cara Hoyt, Assistant Head Coach ..... 278-5376  
Lori Meixner, Assistant..... 278-5376

## Tennis

Bill Campbell, Director of Tennis..... 296-5422  
Dima Hrynashka, Women's Coach..... 420-6038  
Slava Konikov, Men's Coach..... 213-2686  
Kevin Kurtz, Assistant Men's Coach ..... 712-3251

## Volleyball

Debby Colberg, Head Coach ..... 278-6427  
Ruben Volta, Assistant..... 278-6427  
Weidi Zhang, Assistant..... 278-6427