

2024 JOHNS HOPKINS MEN'S LACROSSE

JOHNS HOPKINS BLUE JAYS



Overall Record: 5-2
Big Ten Record: 0-0
USILA Rank: T8th
IL/Media Rank: 7th

Head Coach

Peter Milliman / Empire State '12

Overall Record: 93-62 (.600) / 11th Season
Record at Hopkins: 28-26 (.519) / 4th Season

MEDIA CENTER

TV ___ ESPN Tape Delay (Mar. 18 / 11 am)
Live Video _____ espn.com/watch (ESPN+)
Live Stats _____ HopkinsSports.com

SOCIAL MEDIA

Twitter _____ @jhumenslacrosse
_____ @HopkinsSports
Instagram _____ @jhumenslax
_____ @HopkinsSports
TikTok _____ @jhumenslacrosse

NAVY MIDSHIPMEN



Overall Record: 3-3
Patriot League Record: 1-1
USILA Rank: NR
IL/Media Rank: NR

Head Coach

Joe Amplo / Hofstra '00

Overall Record: 81-75 (.519) / 12th Season
Record at Navy: 29-22 (.569) / 5th Season

The Game

• Johns Hopkins (5-2) returns to Homewood Field for the first time since February 17 as the Blue Jays welcome Navy (3-3) to Baltimore. The game will air live on ESPN+ (7 pm).

When Last We Saw Them

• Johns Hopkins had its five-game winning streak snapped last Saturday night in Charlotte, North Carolina as the Blue Jays dropped a 14-13 decision to then ninth-ranked Syracuse.
• Navy slipped to 3-3 overall and 1-1 in the Patriot League as the Midshipmen fell at Lehigh, 12-10, last Saturday.

The Facts

• This is the 137th season of Johns Hopkins men's lacrosse. JHU first fielded a team in 1883.
• Johns Hopkins enters this week's game with an all-time record of 1,021-372-15 (.730).
• Johns Hopkins is the only men's lacrosse program in the nation with 1,000 or more all-time victories. The Blue Jays picked up the program's 1,000th victory with an 11-10 win over Loyola on February 19, 2022.
• JHU owns 44 national championships with nine NCAA titles, 29 USILA titles and six ILA crowns to its credit.

Oh Captain, My Captain

• Two individuals were selected to serve as Blue Jay captains during the 2024 season.
• Graduate students **Garrett Degnon** (A) and **Beaudan Szuluk** (D) are leading the team this season after a vote of their teammates.
• This is the second season that Degnon and Szuluk have served as captains; they shared the role with **Jack Hawley** during the 2023 season. They are the 18th and 19th multi-year captains at Johns Hopkins since 1950.

2024 JOHNS HOPKINS SCHEDULE & RESULTS

Feb.	3	#15/#13 Denver (ESPN+) ___ (OT) L/12-13
	6	Towson (ESPNU) _____ W/13-5
	10	@ RV/#12 Georgetown _____ W/11-9
	17	#17/#20 Loyola (ESPN+) _____ W/13-7
	24	@ #15/#15 N. Carolina (ACCNX) _ W/13-9
Mar.	2	@ #2/#2 Virginia (ACCN) _____ W/16-14
	9	vs. #9/#9 Syracuse # (ESPN+) ___ L/13-14
	15	Navy (ESPN+) _____ 7 pm
	24	@ Rutgers (BTN) * _____ 4:30 pm
	30	Michigan (ESPNU) * _____ 12 pm
Apr.	6	Penn State (HC) (ESPNU) * _____ 2 pm
	14	@ Ohio State (BTN) * _____ 7 pm
	20	Maryland (ESPNU) * _____ 4 pm
	27	Big Ten Quarterfinals
May	2	Big Ten Semifinals (@ OSU)
	4	Big Ten Championship (@ OSU)

* Big Ten Game _____ # (Charlotte, NC)

Home Games in Bold

Rankings: USILA/IL Media

JOHNS HOPKINS ATHLETIC COMMUNICATIONS

Director of Athletic Comm (FB): Ernie Larossa
Larossa Office Phone: _____ 410/516-0552
Larossa Cell Phone: _____ 410/299-7437
Larossa Email: _____ elarossa@jhu.edu

Asst. Director of Ath. Comm.: Jill Guise
Guise Office Phone _____ 410/516-0638

Athletic Comm. Assistant: Conner Gilson
Gilson Office Phone _____ 410/516-0591

Coordinator of Digital Media: Ryan Davis
Davis Office Phone: _____ 410/516-3471

On the Web: _____ www.HopkinsSports.com

Johns Hopkins in the Polls

	USILA	IL Media
Preseason	6th	5th
February 5	13th	No Poll
February 12	10th	9th
February 19	9th	9th
February 26	7th	8th
March 4	4th	2nd
March 11	T8th	7th

Poll Position

• Johns Hopkins is ranked in the top 10 in the nation in both major national polls as the Blue Jays are tied for eighth in the USILA Coaches Poll and rank seventh in the Inside Lacrosse Media Poll this week.
• Navy is not ranked this week by either the USILA or Inside Lacrosse.

Poll Notes of Interest

• Including this week's poll, the USILA has issued 537 polls since the debut poll in 1973. Johns Hopkins

has appeared in the top 20 in 517 of those 537 polls and has been ranked in the top 10 in 439 of the 537.

• The Johns Hopkins Athletic Communications office uses the USILA Poll to reflect JHU's official national ranking at the time of a game. The poll dates to 1973 and is the longest-running, continuous men's lacrosse poll in the nation.

Johns Hopkins' Key Personnel

Attackmen

No.	Name	Yr.	'24 Stats	Of Interest
7	Dylan Bauer	Sr.	6g, 7a	Matched career high with 3 pts. (2g, 1a) vs. Syracuse
17	Cameron Chauvette	Sr.	0g, 0a	Played in 12 games with one start in '23
23	Jacob Angelus	Gr.	13g, 17a	Has 64g, 98a in career, 10th in JHU history in assists
31	Russell Melendez	Sr.	7g, 6a	18-game point-scoring streak snapped vs. Syracuse
40	Garrett Degnon	Gr.	21g, 3a	37-game goal-scoring streak / 6th in school history in goals (136)

Midfielders

No.	Name	Yr.	'24 Stats	Of Interest
3	Stu Phillips	Jr.	0g, 0a	Member of JHU extra-man unit
4	Jimmy Ayers	Fr.	4g, 2a	2g, 1a @ UNC (1st points of career), 2g vs. Syracuse
7	Dylan Bauer	Sr.	6g, 7a	Matched career high with 3 pts. (2g, 1a) vs. Syracuse
9	Brendan Grimes	Sr.	7g, 4a	3g vs. UNC, 7g, 2a in last five games
16	Matt Collison	So.	11g, 4a	15 points (11g, 4a) in last five games
17	Cameron Chauvette	Sr.	0g, 0a	Played in 12 games with one start in '23
33	Casey McDermott	Sr.	2g, 2a	Seeing time on offense, wing on FOs and defense
34	Hunter Chauvette	Fr.	9g, 1a	1st JHU freshman w/ B2B hat tricks to open career since 1975 (Mike O'Neill)
49	Ryan Evans	Sr.	0g, 1a	Five multi-point games in 14 GP last season
51	Johnathan Peshko	Sr.	6g, 2a	Matched career high with 4g in win at #2 Virginia (career-best 5 pts. vs. Cavs.)

Close Defensemen/LSM

No.	Name	Yr.	'24 Stats	Of Interest
1	Nick Kaufman	Jr.	0g, 0a, 0 GBs, 0 CTs	Played in 13 games at LSM last season
6	Quintan Kilrain	Fr.	0g, 1a, 17 GBs, 5 CTs	Has started last three games, career-high 5 GBs vs. Loyola
11	Carson Brown	So.	0g, 0a, 0 GBs, 1 CTs	14 CTs last season are second-most ever by a JHU freshman
18	Scott Smith	Sr.	1g, 0a, 25 GBs, 6 CTs	93 career GBs, 47 career CTs
28	Jacob Stuebner	Gr.	0g, 0a, 2 GBS, 3 CTs	Transfer from Princeton - Has played in all seven games
44	Beaudan Szuluk	Gr.	0g, 0a, 19 GBs, 10 CTs	3rd in school history with 58 career CTs
46	Patrick Deans	Sr.	0g, 1a, 10 GBs, 6 CTs	Tied for Second on team with 6 CTs

SSDM

No.	Name	Yr.	'24 Stats	Of Interest
10	Brandon Aviles	Gr.	0g, 0a, 8 GBs, 6 CTs	Made JHU debut against Towson ... had 3 GBs vs. the Tigers & UNC
12	Brett Martin	Sr.	0g, 1a, 11 GBs, 3 CTs	JHU career record-holder among short sticks in CTs (33)
15	Cody Ince	Sr.	0g, 0a, 1 GB, 0 CTs	Has played in 22 career games
20	Jakson Raposo	Sr.	1g, 0a, 6 GBs, 2 CTs	Moved to SSDM in '23, scored first goal of season @ UNC
48	Macello Arteaga	Sr.	0g, 0a, 0 GBs, 0 CTs	Seeing first extensive action of career
77	Hunter Jaronski	Sr.	1g, 1a, 9 GBS, 3 CTs	Has played in 57 career games with 53 GBs, 16 CTs in career

Faceoffs

No.	Name	Yr.	'24 Stats	Of Interest
30	Tyler Dunn	Sr.	1g, 0a, 22-of-50 (.440), 13 GBs	255-of-519 (.491) with 141 GBs in career
5	Logan Callahan	Jr.	0g, 0a, 71-of-135 (.526), 38 GBs	165-of-325 (.508) with 109 GBs in career

Goalie

No.	Name	Yr.	'24 Stats	Of Interest
2	Jack Webb	Jr.	0.00 GAA, 1.000 save %	Made 3 saves in 4:32 against Towson
22	Chayse Ierlan	Gr.	10.20 GAA, .545 save %	20th in nation in GAA, 19th in save %, Four-year starter at Cornell

Things to Know - Navy

- Navy comes to Homewood Field after dropping a 12-10 decision on the road at Lehigh last Saturday. The loss evened the Midshipmen at 3-3 overall and 1-1 in the Patriot League.
- Last week's game against Lehigh was the first Navy game this season to be decided by less than seven goals.
- This week's game against Johns Hopkins is the third straight and the fourth in a five game span away from home for the Mids.
- Starting with tonight's game at Johns Hopkins, Navy will play six of its final eight games in the state of Maryland and five of eight at home.
- In their three wins, the Midshipmen have averaged 17 goals per game and allowed just 7.7. On the flip side, in their three losses, the Mids have averaged just 6.0 goals per game and have allowed an average of 14.
- In just six games, Navy already has 17 different players with a goal and 21 different players have registered at least one point.
- A win this week at Homewood Field would mark Navy's second straight at JHU. Prior to an 11-10 win here in 2022, the Midshipmen hadn't won at Homewood Field since 1969.
- Navy has been one of the top faceoff teams in the nation to-date as the Mids are 91-of-154 (.591) through six games and rank 11th in the nation in team faceoff winning percentage. The success at the X has fueled their three wins as they are 55-83 (.663) in those games.

Midshipmen to Watch

Xavier Arline (Sr. • A)

- Two-sport athlete at Navy who enters this week's game as the Mids' leading scorer with 10 goals and five assists for 15 points. His production thus far this season has boosted his career totals to 32 goals and 24 assists for 56 points.

Jackson Bonitz (Sr. • D)

- One of the top defensemen in the nation as he has twice earned USILA All-America honors. Counts two goals, three assists, 23 ground balls and 14 caused turnovers to his credit in six games. Has started every game of his Navy career and ranks fourth in program history with 64 career caused turnovers.

Zach Hayashi (Fr. • FO)

- Has made an instant impact as one of the top freshman faceoff specialists in the nation. Has won 85-of-141 (.603) faceoffs through six games and leads the team with 34 ground balls. Ranks second nationally in faceoff win percentage among freshmen.

Series History

- Johns Hopkins and Navy will be meeting for the 93rd time this week. The series dates to a 6-1 Johns Hopkins victory in 1908 and the Blue Jays are 63-28-1 against the Midshipmen.
- A complete look at the series history can be found on page 16.

Against the Patriot League

- This week's game against Navy will be the 259th all-time for Johns Hopkins against a team currently in the Patriot League.
- Johns Hopkins is 195-62-1 (.758) all-time against current Patriot League members.
- 221 of the 258 games the Blue Jays have played against Patriot League members have come against Army (69), Loyola (60) and Navy (92).

Johns Hopkins All-Time vs. the Patriot League (current members only)

Army	_____	56-13
Lafayette	_____	2-0
Lehigh	_____	24-11
Loyola	_____	50-10
Navy	_____	63-28-1

(JHU has never played PL schools Boston University, Bucknell, Colgate or Holy Cross).

On This Date

- This week's game will be the eighth all-time for Johns Hopkins on March 15. The Blue Jays are 3-4 all-time in games played on this date.

Flipping the Calendar to March

- After posting a 4-1 record in February, the Blue Jays flipped the calendar to March with last week's game at Virginia.
- Since the beginning of the 2023 season, Johns Hopkins is 6-2 in the month of March.

Roster Breakdown

- The Blue Jays' 60-man roster includes seven graduate students, 15 seniors, 9 juniors, 12 sophomores and 17 freshmen.

Tale of the Tape

JHU	Category	NAV
13.00	Scoring Offense	11.50
10.14	Scoring Defense	10.83
.381	Extra-Man Offense %	.222
.613	Man-Down Defense %	.688
.318	Shooting %	.268
.503	Faceoff %	.591
.894	Clearing %	.885
.553	Save %	.519

Why The "V", Scott?

Johns Hopkins senior defenseman **Scott Smith** is listed as "Scott V. Smith" in the team's statistical software, but why?

Smith is actually the third individual with the name "Scott Smith" to play lacrosse at Johns Hopkins. As such, in the historical statistical database, the statistics for the three individuals began merging when the Johns Hopkins Athletic Communications office began entering old statistics into the software.

The easiest way to ensure that the statistics are attributed to the correct person was to differentiate the three individuals in some way - and adding a middle initial was determined to be the answer.

The "V" does not need to be used by members of the media when broadcasting a Blue Jay lacrosse game, nor do writers need to insert the "V" in anything they write about the current Scott Smith.

The initial Scott Smith played on the 1976 Blue Jay lacrosse team, while the second Scott Smith was a goalie for the Blue Jays from 2003-05.

Johns Hopkins and ESPNU

Johns Hopkins enjoys an exclusive national television agreement with ESPNU that provides the Blue Jays with the most extensive television coverage in the nation.

All Johns Hopkins home games air on the ESPN family of networks with a majority of the games airing on ESPNU. Johns Hopkins is the only lacrosse program in the nation - men or women - with its own exclusive national television agreement.



Showing Our Depth

- The Blue Jay depth has been on display in the early season as 22 different players have appeared in all seven games and 25 have appeared in six of the seven.
- In four of the five games that Johns Hopkins has played that have been decided by four goals or less, at least 26 players appeared for the Blue Jays (Denver-27, Georgetown-27, North Carolina-27, Syracuse-26), while 24 players appeared in the game at Virginia.

Angelus-Degnon-Melendez

- Combined Totals & Averages -

Category	2023		2024	
	Total	Avg./Gm.	Total	Avg.
Goals	95	5.59	41	5.86
Assists	65	3.28	26	3.71
Points	160	9.41	67	9.57

Attack Oriented

- Johns Hopkins has started the same three attackmen - **Jacob Angelus, Garrett Degnon & Russell Melendez** - in each of the first seven games of the season.
- Through seven games, the trio has combined for 41 goals and 26 assists for 67 points. Translated, they are averaging 5.86 goals and 3.71 assists for 9.57 points per game, which is a

slight increase in their production from 2023.

- Last season, the trio also started together on attack and combined for 95 goals and 65 assists in 17 games (each player missed one game). Translated, they averaged 5.59 goals and 3.28 assists for 9.41 points per game in 2023.

Offensive Notes of Interest

- Since the start of the 2022 season, the Blue Jays are 22-5 when they score 12 or more goals.
- In 100 full quarters since the start of the 2023 season (does not include overtime periods), the Blue Jays have scored two or more goals in 81 quarters and four or more in 45 quarters.
- Johns Hopkins is averaging 13.0 goals per game this season (T20th in the nation) with at least 11 goals scored in each outing thus far. This is the first time since 1995 that JHU has scored 11+ goals in each of the first seven games of a season. That year, JHU scored at least 11 goals in its first 13 games of the season.
- In seven games, the Blue Jays have gotten goals from 15 different players and 19 different players have at least one point.
- Johns Hopkins averaged 12.56 goals per game in 2023. That output was the highest scoring average for the Blue Jays since 2015, when Hopkins averaged 13.0 goals per game. The 12.56 goals per game are also the second-best mark at JHU since 2004.
- As a team, Johns Hopkins shot 32.9% in 2023, a mark that ranked 14th in the nation. The 32.9% shooting percentage was the highest for JHU since 2015 (.331).

An Experienced Group

- Johns Hopkins played 18 games in 2023. With 10 players listed as starters for each game, that's 180 combined starts.
- Players who combined to start 137 games are back for the Blue Jays this season - meaning JHU returns 76.1% of its starts from last season. In all, 14 different players who started at least one game in 2023 have returned in 2024.

A Productive Group Returns

- Johns Hopkins scored 226 goals and rang up 134 assists for 360 points in 2023 and a majority of that production returns in 2024.
- Players who combined for 214 of the Blue Jays' 226 goals last season are back in 2024.
- Players who combined for 125 of the Blue Jays' 134 assists last season return.
- In all, players who totaled 339 of Hopkins' 360 points last season are back this season.

More Production Notes

- Johns Hopkins returns nine of its top 10 goal scorers from last season. In fact, the only player who scored more than two goals in 2023 who is not back this season is **Ian Krampf** (7).
- The Blue Jays return players who ranked first through 10th on the team in assists last season. Every player who had more than two assists for the Blue Jays a year ago is back this season.
- JHU returns 11 of its top 12 and 14 of its top 15 point producers from last season. Among the 15 players who posted five or more points in 2023, only **Ian Krampf** (9) is not back in 2024.

State of Affairs

« The 60-man Johns Hopkins roster features players from 16 different states, one foreign country (Canada) and one Indian Territory. The breakdown is as follows:

Alabama	1
California	2
Connecticut	1
Florida	1
Georgia	1
Illinois	1
Maryland	9
Massachusetts	3
Michigan	1
New Jersey	3
New York	16
Ohio	2
Pennsylvania	3
Texas	2
Utah	1
Virginia	2
Canada	10
Kahnawake Mohawk Territory	1

Big Ten Standings

	Overall	BIG	Streak
	Record	Record	
Penn State	5-1	0-0	W5
Maryland	5-1	0-0	W1
Johns Hopkins	5-2	0-0	L1
Michigan	5-2	0-0	L1
Rutgers	5-2	0-0	L1
Ohio State	5-3	0-0	W1

This Week's Games

- Johns Hopkins vs. Navy (Mar. 15 / 7 pm)**
- Rutges @ UMass (Mar. 16 / 1 pm)
- Penn State @ Marquette (Mar. 16 / 2 pm)
- Michigan @ Notre Dame (Mar. 16 / 2 pm)
- Virginia @ Maryland (Mar. 16 / 3 pm)
- Denver @ Ohio State (Mar. 17 / 12 pm)

37 Straight For Degnon

- Graduate student attackman **Garrett Degnon** will carry a school-record-tying 37-game goal-scoring streak into this week's game against Navy after he scored five goals in the game last week against Syracuse. **The streak is currently the longest active streak in the nation.**
- During his 37-game goal-scoring run, Degnon has scored 97 goals and has 30 multi-goal games and 23 games with 3+ goals to his credit.
- Degnon's 37-game run is tied for the longest in school history. **Terry Riordan** originally set the mark at 37 games from 1992-95 and **Ryan Brown** matched that with a 37-game run from 2013-16.
- The 37-game goal-scoring runs for Degnon, Brown and Riordan are the only three streaks of 30+ games in Johns Hopkins history.

Collison, Peshko Net Four

- Senior **Johnathan Peshko** and sophomore **Matt Collison** both netted four goals (and one assist) in the recent 16-14 win at Virginia. The four goals matched Peshko's career high and were a personal best for Collison.
- Peshko and Collison are the first pair of Hopkins midfielders to score 4+ goals in the same game since March 27, 1999, when **Conor Denihan** (5) and **Matt O'Kelly** (4) turned the trick in a 16-15 win over, ironically, Virginia.
- Since 1981, there have been just five instances where Johns Hopkins has had two midfielders score four or more goals in the same game.

JHU Games w/ two Middies w/ 4+ Goals (Since 1981)

- Del Dressel (4) & Bill Cantelli (4) _____ Virginia (1983)
- Brian Lukacz (5) & Brendan Cody (5) _____ Towson (1991)
- Andrew Godfrey (4) & A.J. Haugen (4) _____ North Carolina (1998)
- Conner Denihan (5) & Matt O'Kelly (4) _____ Virginia (1999)
- Matt Collison (4) & Johnathan Peshko (4) _____ Virginia (2024)**

Strength of Schedule

- The Blue Jays' 13 regular season opponents are currently a combined 60-25 (.767), which ranks as the second-highest cumulative opponent winning percentage in the nation (does not include results against Johns Hopkins).
- Using this week's USILA Poll as a gauge, the Blue Jays will play nine games against teams ranked in the top 20 in the nation. The nine include Virginia (4th), Maryland (5th), Syracuse (6th), Denver (7th), Penn State (T8th), Georgetown (11th), North Carolina (17th), Michigan (18th) and Rutgers (19th). In addition, Towson and Ohio State are listed as receiving votes.

JHU's Returning Production

Category	2023 Total	Returning in 2024	Pct. Returning
Goals	226	214	94.7%
Assists	134	125	93.3%
Points	360	339	94.2%

Longest Goal-Scoring Streaks in JHU History

- Garrett Degnon** _____ 37 games (Active)
- Ryan Brown _____ 37 games (2013-16)
- Terry Riordan _____ 37 games (1992-95)

Longest Active Goal-Scoring Streaks (As of March 12)


- Garrett Degnon (JHU)** _____ 37 gms.
- Brennan O'Neill (Duke) _____ 35 gms.
- Carter Page (St. Joe's) _____ 32 gms.
- Dalton Young (Richmond) _____ 31 gms.
- Benny O'Rourke (Bellarmine) _____ 31 gms.

Jewell Wearing #19

The number 19 was assigned to **Jeremy Huber** in the fall of 2014; less than two weeks prior to the start of what would have been Huber's freshman year in 2015, he passed away suddenly from complications from pneumonia. Hopkins kept Huber on its roster through the 2018 season, when he would have been a senior, and nobody else wore #19 from 2015-18.

After the 2018 season ended, the coaching staff met with members of the senior class (Huber's classmates) and discussed issuing the number to a returning player in 2019 who best exemplified Huber. By a vote of the graduating seniors in 2018, **Robert Kuhn** was selected to be the first player to wear #19 after Huber. **Forry Smith** was then chosen by the 2019 seniors to wear #19 in 2020.

Head coach **Peter Milliman** and his staff worked closely with the Huber family and members of Jeremy's class to chart a course for the issuing of #19 moving forward. Those three groups determined that a freshman would be selected annually to wear the number; for the 2024 season, midfielder **Triston Jewell** was selected and will join Kuhn, Smith, **Stu Phillips** (2022) and **Eric McDonald** (2023) on the list of individuals who have worn the #19 since Huber's passing.



Streaks-n-Stuff

Current Point-Scoring Streaks

Garrett Degnon	37 games
Jacob Angelus	12 games
Matt Collison	5 games
Brendan Grimes	5 games
Jimmy Ayers	3 games
Dylan Bauer	2 games
Hunter Chauvette	2 games

Current Goal-Scoring Streaks

Garrett Degnon	37 games
Matt Collison	5 games
Hunter Chauvette	2 games

Current Assist Streaks

Jacob Angelus	12 games
Brendan Grimes	3 games
Dylan Bauer	2 games
Matt Collison	2 games

Causing Trouble

- In seven games thus far, the Blue Jays have 59 caused turnovers to their credit (8.43/game) with 10 coming in the 13-5 win against Towson, nine in the 11-9 win at Georgetown, 12 against Loyola and 11 at Virginia. The 12 CTs against Loyola are tied for the second-most in program history, while the 11 at UVA marked the 22nd time in program history that the Blue Jays have been credited with 10 or more CTs in a game (CTs became an official stat in 2009).
- The 135 CTs the Blue Jays amassed last season are a JHU single-season record, while the 7.50 CTs/game narrowly missed the school-record of 7.63 (2022). Caused turnovers were first kept as an official statistic in 2009.

Defensive Notes of Interest

- The Blue Jays have held their first seven opponents scoreless for a period of 10 minutes or longer a total of 13 times. Six of those 13 streaks have been 12+ minutes in length.
- In the last six games, the opposition has gone scoreless for a stretch of 10 minutes or longer 12 times with four of those coming against Towson and two each

In Case We Get To Overtime

- Johns Hopkins is 38-30 (.559) all-time in overtime. In their last overtime game, the Blue Jays fell 13-12 to Denver in the 2024 season opener.
- Hopkins is 8-6 in its last 14 OT games.

One-Goal Wonders

- Johns Hopkins is 136-90 (.602) all-time in one-goal games. The Blue Jays fell to ninth-ranked Syracuse (14-13) in their last one-goal game (Mar. 9, 2024)
- The Blue Jays are 10-8 in their last 18 one-goal games.

against Georgetown, Loyola and North Carolina.

- Dating back to the start of the 2023 season, the Blue Jays have held their 25 opponents scoreless for a period of at least 10 minutes 37 different times - 28 of those have come in the last 18 games.
- The five goals the Blue Jays allowed against Towson were the fewest JHU has surrendered since Hopkins topped Ohio State, 6-5, in the 2018 Big Ten Semifinals.
- Including the recent 13-9 win at North Carolina, Johns Hopkins is 19-0 under head coach **Peter Milliman** and defensive coordinator **Jamison Koesterer** when holding the opposition to 10 goals or less.

Opponent Scoring Droughts (10+ Minutes)

Opponent	Droughts
Denver (1)	18:33
Towson (4)	11:48, 10:27, 10:07, 21:26
Georgetown (2)	15:05, 11:14
Loyola (2)	12:09, 11:35
North Carolina (2)	10:28, 11:55
Virginia (1)	13:07
Syracuse (1)	19:09

Johns Hopkins and the Big Ten

- Johns Hopkins joined the Big Ten as a sport affiliate member in 2015, the first year the league offered men's lacrosse as a championship sport.
- Since the league was formed, the Blue Jays rank second in all-time appearances in the Big Ten title game (4) and second in Big Ten Tournament titles (2).
- The eight games JHU has won in the Big Ten Tournament are the second most in league history.
- Including games played before the Big Ten was formed in 2015, Johns Hopkins is 144-72-1 (.666) all-time against teams currently competing in the Big Ten.

Johns Hopkins All-Time vs. the Big Ten

Opponent	Overall	Since 2015	BIG Tourn.
Maryland	75-50-1	4-10	2-3
Michigan	10-1	8-1	0-0
Penn State	13-5	8-5	3-1
Ohio State	10-7	5-7	2-1
Rutgers	36-9	6-5	1-1
Totals	144-72-1	31-28	8-6

* Since the Big Ten added men's lacrosse

Blue Jays First in BIG Preseason Poll

- Johns Hopkins was picked to finish first in the 2024 Big Ten Preseason Poll of the league’s head coaches. The Blue Jays earned a share of the 2023 B1G regular season title with Penn State.
- Since the formation of the Big Ten in 2015, Johns Hopkins has won the Big Ten Tournament title twice (2015, 2018) and advanced to the title game two other times (2019, 2021).
- Johns Hopkins’ two Big Ten titles rank second in league history and the four appearances in the league championship game are also second in league history.

2024 B1G Preseason Poll

1 - Johns Hopkins

- 2 - Penn State
- 3 - Maryland
- 4 - Michigan
- 5 - Ohio State
- 6 - Rutgers

Lacrosse’s Winningest Program

- Johns Hopkins enters this week’s game with an all-time record of 1,021-372-15 to rank as the all-time winningest program in college lacrosse history.
- With the win against Loyola on February 19, 2022, Johns Hopkins became the first men’s college lacrosse program to reach 1,000 all-time wins.
- JHU is one of just seven schools with 700+ victories, one of just six with 800+ wins and one of two that has won 900 or more games.
- The seven schools with 700+ wins in Division I men’s lacrosse history are listed below.

Rk.	School (2024 Record)	All-Time Record
1.	Johns Hopkins (5-2)	1,021-372-15
2.	Syracuse (6-2)	942-377-16
3.	Maryland (5-1)	887-285-4
4.	Army West Point (6-0)	843-408-7
5.	Navy (3-3)	833-386-14
6.	Hobart (2-4)	802-532-20
7.	Cornell (3-2)	802-498 -27

That’s Early

- The season-opening game against Denver on February 3 was the earliest, by game date, in Johns Hopkins men’s lacrosse history.
- Prior to this season, the earliest game in program history came in 2023, when the Blue Jays hosted Jacksonville on February 4.

Miscellaneous Statistics

Hat Tricks	2024	Career
Jacob Angelus	3	6
Hunter Chauvette	2	2
Matt Collison	1	4
Garrett Degnon	5	23
Brooks English	0	1
Brendan Grimes	1	6
Russell Melendez	0	6
Johnathan Peshko	1	4

Multi-Goal Games	2024	Career
Jacob Angelus	4	16
Jimmy Ayers	2	2
Dylan Bauer	2	5
Cameron Chauvette	0	1
Hunter Chauvette	2	2
Matt Collison	4	12
Garrett Degnon	6	40
Brooks English	0	2
Ryan Evans	0	5
Brendan Grimes	2	10
Brett Martin	0	1
Casey McDermott	0	3
Russell Melendez	2	11
Johnathan Peshko	2	12
Jakson Raposo	0	1

Multi-Assist Games	2024	Career
Jacob Angelus	6	27
Dylan Bauer	2	2
Matt Collison	0	2
Garrett Degnon	0	2
Brooks English	1	1
Ryan Evans	0	1
Brendan Grimes	1	6
Casey McDermott	0	3
Russell Melendez	2	7
Johnathan Peshko	0	1

Multi-Point Games	2024	Career
Jacob Angelus	7	39
Jimmy Ayers	2	2
Dylan Bauer	4	8
Cameron Chauvette	0	2
Hunter Chauvette	3	3
Matt Collison	5	16
Garrett Degnon	7	42
Brooks English	2	4
Ryan Evans	0	8
Brendan Grimes	4	20
Brett Martin	0	1
Casey McDermott	0	8
Russell Melendez	4	15
Johnathan Peshko	2	17
Stuart Phillips	0	1
Jakson Raposo	0	2

**Player Notes of Interest
(Players in Numerical Order)**

3 - Stuart Phillips _____ Midfield

- Member of the Blue Jay extra-man unit. Has played in all seven games.
- Has played in 22 career games with four goals and one assist to his credit.

4 - Jimmy Ayers _____ Midfield

- Has played in all seven games on the Blue Jay midfield and has four goals and two assists. All six points have come in last three games.
- Notched first three points of career - 2g, 1a - in an eight-minute span of the third quarter at 15th-ranked UNC to help turn an 8-6 lead into an 11-7 advantage.
- Picked up an assist in a 16-14 win at second-ranked Virginia. Assist came on the third goal in a 6-2 game-ending run for the Blue Jays.
- Scored twice in a 14-13 loss to ninth-ranked Syracuse. Tallied JHU's first goal of the game and then tied the game at 8-8 late in the third quarter.
- #25 freshman in the nation - and #9 attackman - by Inside Lacrosse.

5 - Logan Callahan _____ Faceoff Specialist

- Has won 71-of-135 (.526) faceoffs with a team-high 39 ground balls in seven games.
- Went 13-of-23 with three GBs in season opener against Denver.
- Turned in a 13-of-20 effort with 10 GBs in a 13-5 win against Towson and came back with a 15-of-23 showing with nine GBs four days later at Georgetown. Efforts against the Tigers & Hoyas earned him Big Ten Specialist of the Week honors.
- Won 11-of-23 faceoffs with five GBs in a 13-9 win at 15th-ranked North Carolina.
- Fueled 16-14 win at second-ranked Virginia as he was 10-of-16 at the X with eight ground balls.

6 - Quintan Kilrain _____ LSM/Defense

- Has appeared in all seven games and has started the last three on close defense. Counts one assist, 17 ground balls and five caused turnovers to his credit.
- Had a career-high five GBs in a 13-7 win over 17th-ranked Loyola.
- Made first career start on close defense at 15th-ranked North Carolina and had two ground balls in a 13-9 victory.
- Picked up first career point - an assist - to go along with four ground balls and one caused turnover in a 14-13 loss to ninth-ranked Syracuse.

- #11 freshman in the nation - and #2 defenseman - by Inside Lacrosse.

7 - Dylan Bauer _____ Midfield

- Has played in all seven games and counts six goals and seven assists on the year.
- Tied for fourth on the team in points (13) and ranks second in assists (7).
- Scored once in 13-12 season-opening loss to 15th-ranked Denver.
- Posted a career-best three assists in a 13-5 win over Towson and added a goal in an 11-9 win at Georgetown.
- Tied career high with two goals and one assist in a 13-7 win over #17 Loyola.
- Counted two assists to his credit in a 16-14 win at second-ranked Virginia.
- Matched career high with three points on two goals and one assist in a 14-13 loss to ninth-ranked Syracuse.

9 - Brendan Grimes _____ Midfield

- Has played in all seven games with two starts at midfield.
- Ranks sixth on the team in points (11) and tied for fifth in goals (7) and fourth in assists (4).
- Scored first two goals of the season in an 11-9 win at Georgetown and came back with one goal in a 13-7 win over #17 Loyola.
- Fueled 13-9 win at 15th-ranked North Carolina with three goals and one assist and added one goal and one assist in a 16-14 win at second-ranked Virginia.
- Made it three straight multi-point games with two assists in a 14-13 loss to ninth-ranked Syracuse.
- Has played in 49 career games with 26 starts and counts 46 goals and 21 assists for 67 points to his credit.

10 - Brandon Aviles _____ SSDM

- Graduate transfer from Syracuse.
- Has played in six games with first career appearance as a Blue Jay against Towson.
- Has eight ground balls and six caused turnovers in six games played.
- Tied for second on the team with his 6 CTs.
- Collected three ground balls against Towson and added a caused turnover in an 11-9 win over Georgetown.
- Helped fuel a 13-9 win at 15th-ranked North Carolina with three ground balls and one caused turnover.

11 - Carson Brown _____ LSM

- Played in the first two games of the season and has one caused turnover on the year.

2024 Honors/Awards

Logan Callahan (Jr./FO) - Big Ten Specialist of the Week (2-13)

Matt Collison (So./M) - USILA Team of the Week (3-4), Third Team Inside Lacrosse Preseason All-American, Third Team USA Lacrosse Preseason All-American

Chayse Ierlan (Gr./G) - Honorable Mention Inside Lacrosse Preseason All-American, Honorable Mention USA Lacrosse Preseason All-American

Brett Martin (Sr./SSDM) - Second Team Inside Lacrosse Preseason All-American, Second Team USA Lacrosse Preseason All-American, Big Ten Preseason Player to Watch

Russell Melendez (Sr./A) - Honorable Mention Inside Lacrosse Preseason All-American, Honorable Mention USA Lacrosse Preseason All-American, Big Ten Preseason Player to Watch

Scott Smith (Sr./D) - Big Ten Defensive Player of the Week (2-13), Second Team Inside Lacrosse Preseason All-American, Third Team USA Lacrosse Preseason All-American, Big Ten Preseason Player to Watch

Beaudan Szuluk (Gr./D) - Big Ten Defensive Player of the Week (3-5)

12 - Brett Martin _____ SSDM

- JHU's top short-stick middle. Has one assist, 11 ground balls and three caused turnovers on the year.
- Played in 50th career game at North Carolina on February 24.
- Helped fuel 13-9 win at 15th-ranked North Carolina with one assist and three ground balls. Assist came in transition on a goal that gave JHU the lead for good (6-5) late in second quarter.
- Collected three ground balls and one caused turnover in a 14-13 loss to ninth-ranked Syracuse.
- JHU's career record holder for caused turnovers by a non-long stick player (33).
- Has played in 52 career games with two goals, four assists, 68 ground balls and 33 caused turnovers.

Career Caused Turnovers Among Hopkins Players who Didn't Play with a Pole

1. **Brett Martin (Active)** _____ 33
2. **Danny Jones (2016-19)** _____ 27

16 - Matt Collison _____ Midfield

- Has played in all seven games with three starts.
- Counts 11 goals and four assists to his credit this season - all 15 points have come in last five games.
- Ranks third on the team in goals and points.
- Scored first goal of the season and added one assist in an 11-9 win at Georgetown.
- Rang up two goals and one assist in a 13-7 win over #17 Loyola and added two goals in a 13-9 win at 15th-ranked North Carolina.
- Fueled 16-14 win at second-ranked Virginia with career-highs of four goals and five points. Scored three goals and added one assist during a game-ending 6-2 run that sealed the win for the Jays.
- Added two goals and one assist in a 14-13 loss to ninth-ranked Syracuse. Had a hand in the last two JHU goals (1g, 1a) as JHU rallied to within a goal in the final four minutes.
- Has 37 goals and 13 assists for 50 points in 25 career games played (17 starts).
- Collected 50th career point in 25th career game - that's the fastest a JHU midfielder has reached 50 career points since Joel Tinney (2015-18) got there in 24 games (36g, 14a).

18 - Scott Smith _____ Defense

- Anchor of JHU defense who has started all seven games.
- Counts one goal, 25 ground balls and six caused turnovers to his credit this season. Ranks second on the team in GBs and tied for second in CTs.
- Earned Big Ten Defensive Player of the Week after totaling 10 ground balls, three caused turnovers and one goal in wins over Towson (13-5) and Denver (11-9).
- Matched career-high with five GBs in wins against Towson, Georgetown and North Carolina.
- Has played in 43 games with 36 starts in career and has 93 ground balls, 47 caused turnovers, six goals and one assist to his credit.
- Ranks fourth in school history with 47 career CTs.

20 - Jakson Raposo _____ SSDM

- Has played in all seven games in JHU's deep SSDM rotation.
- Counts one goal, six ground balls and two caused turnovers to his credit.
- Played in 40th career game in the 13-7 win over #17 Loyola.
- Scored first goal of the season in a 13-9 win at 15th-ranked North Carolina. Goal was the

second in a 6-2 run that broke a 5-5 tie and gave JHU an 11-7 lead.

- Has eight goals, two assists, 26 ground balls and seven caused turnovers in his career.

22 - Chayse Ierlan _____ Goalie

- Graduate transfer from Cornell.
- Has started all seven games in goal.
- Including time at Cornell, slotted to play in 60th career game this week against Navy.
- 675 career saves ranks second among all active Division I goalies.
- Active career leader among Division I goalies in minutes played (3,323:56).
- Sports a 10.20 goals against average and a .545 save percentage in 417:32.
- Ranks 20th in the nation in goals against average and 19th in save percentage.
- Notched 12 saves in first game as a Blue Jay, a 13-12 overtime loss to Denver.
- Came back with seven saves and allowed just five goals in a 13-5 win against Towson in which he played 55:28.
- Registered 11 saves in an 11-9 win at Georgetown and added 11 saves with just seven goals allowed in a 13-7 win over 17th-ranked Loyola.
- Posted then season-high 13 saves, including nine in the first half, of a 13-9 win at #15 North Carolina.
- Sparked at 16-14 win at second-ranked Virginia with 16 saves and five ground balls. Posted 15 of 16 saves in the final three quarters and nine of 16 in the second half, when JHU allowed just four goals.
- Notched 15 saves in a 14-13 loss to ninth-ranked Syracuse.

23 - Jacob Angelus _____ Midfield

- Leads the team in assists (17) and points (30) and ranks second in goals (13).
- Has at least three points in all seven games and 4+ points in four games.
- Ranks eighth among active Division I players in assists (98) and 27th in points (162).
- Led JHU with three goals and three assists in a 13-12 season-opening loss against Denver.
- Added second straight hat trick with three goals and one assist in a 13-5 win over Towson.
- Sparked 11-9 win at Georgetown with two goals and two assists.
- Rang up seven points (3g, 4a) in a 13-7 win over #17 Loyola. Had a hand in the first four goals of a 6-1 game-ending run against the 'Hounds (2g, 2a).
- Tallied one goal and two assists in a 13-9 win at 15th-ranked North Carolina and matched those totals in a 16-14 win at sec-

ond-ranked Virginia.

- Rang up three assists in a 14-13 loss to ninth-ranked Syracuse.
- Has played in 59 games with 51 starts and has 64 goals and 98 assists to his credit.
- 10th in school history in assists.
- 10th player in school history with 60 goals and 90 assists (64g, 98a).
- Ranks 20th in school history with 162 career points.

25 - Brooks English _____ Midfield

- Played in first four games and totaled one goal and three assists.
- Suffered season-ending injury in the first quarter of a 13-7 win against Loyola.
- Had one goal and one assist in a 13-12 overtime loss to Denver in the season opener.
- Punched up two assists in a 13-5 win over Towson.

28 - Jacob Stoebner _____ Defense

- Has played in all seven games. Started first four games on close defense before moving to LSM.
- Playing at JHU as a grad. student after transferring from Princeton this season.
- Counts two ground balls and three caused turnovers to his credit.

30 - Tyler Dunn _____ Faceoff Specialist

- Experienced faceoff specialist who has played in five games this season.
- Is 22-of-50 (.440) at the X with one goal and 13 ground balls to his credit.
- Sparked 13-7 win over 17th-ranked Loyola as he was 11-of-17 (.647) with five ground balls.
- Helped fuel a 16-14 win at second-ranked Virginia as he was 10-of-18 at the X with one goal and seven ground balls.
- Has played in 46 games in his career and has won 255-of-519 faceoffs with 141 ground balls, six goals and four assists to his credit.

31 - Russell Melendez _____ Attack

- Has started all seven games on attack and has seven goals and six assists on the year.
- Ranks fourth on the team in points (13) and third in assists and tied for fifth in goals.
- Had at least one point in 18 consecutive games before the streak ended in a 14-13 loss to ninth-ranked Syracuse.
- Counted one goal and one assist to his credit in 13-12 season-opening loss to Denver.
- Sparked 13-5 win over Towson with two goals and two assists.
- Added two assists in an 11-9 win at Georgetown and one goal in a 13-7 win over #17 Loyola.

- Helped spark 13-9 win at 15th-ranked North Carolina with two goals and one assist and added one goal in a 16-14 win at second-ranked Virginia.
- Has played in 24 games with 23 starts and has 44 goals and 22 assists for 66 points at Johns Hopkins.

33 - Casey McDermott _____ Midfield

- Has played in all seven games with one start.
- Has two goals, two assists and nine ground balls on the year.
- Tallied an assist in the season opener against Denver and goals against Towson and Georgetown. Added an assist in a 16-14 win at second-ranked Virginia.

34 - Hunter Chauvette _____ Midfield

- Has played in all seven games and has nine goals and one assist on the year.
- Fired home three goals in a 13-12 season-opening loss to Denver. First JHU freshman since Shack Stanwick in 2015 to score three goals in a season opener.
- Made it back-to-back hat tricks with three goals in a 13-5 win over Towson. First JHU freshman with hat tricks in first two career games since Mike O'Neill in 1975.
- Added one goal in a 13-7 win over #17 Loyola. Goal vs. the 'Hounds was the first in a 6-1 game-ending run for the Blue Jays.
- Scored once in a 16-14 win at second-ranked Virginia. Goal was the second in an 8-4 game-ending run for JHU.
- Tallied one goal and first career assist in a 14-13 loss to ninth-ranked Syracuse.

40 - Garrett Degnon _____ Midfield

- Second-year co-captain.
- Played in 62nd career game against Syracuse last week and slotted to make 50th career start this week against Navy.
- Leads the team in goals (21) and ranks second in points (24).
- Ranks 10th among active Division I players in career goals (136).
- Will carry a 37-game goal-scoring streak into this week's game against Navy. The streak is the longest active streak in the nation and is tied for the longest streak in Johns Hopkins history.

- Scored one goal and added one assist in a 13-12 loss to Denver in the season opener.
- Sparked 13-5 win over Towson with three goals and one assist and came back with four goals in an 11-9 win over Georgetown.
- Notched three goals - including two on extra-man - in a 13-7 win over #17 Loyola.
- Scored twice and added one assist in a 13-9 win at 15th-ranked North Carolina.
- Fueled a 16-14 win at second-ranked Virginia with three goals for his 22nd career hat trick. Third goal of the game gave JHU a 13-12 lead that it never relinquished.
- Rang up five goals - one shy of his career high - in a 14-13 loss to ninth-ranked Syracuse. Tied JHU record for most consecutive games with a goal (37) in the game against the Orange.

- Ranks sixth in school history in goals (136) and 27th in points (154).

- Tied for fifth in school history with 23 career hat tricks.

44 - Beaudan Szuluk _____ Defense

- Second-year co-captain.
- Has played in all seven games and has 19 ground balls and 10 caused turnovers to his credit.
- Leads the team in caused turnovers and ranks third in ground balls.
- Rang up a career-high six ground balls in a 13-9 win at 15th-ranked North Carolina.
- Named Big Ten Defensive Player of the Week after fueling 16-14 win at second-ranked Virginia with five ground balls and career-high-tying four caused turnovers.
- Has played in 49 games with 36 starts with 73 GBs and 58 CTs in his career.
- Ranks third in school history in career CTs with his 58.

46 - Patrick Deans _____ LSM

- Has played in all seven games as JHU's top LSM.
- Has one assist, 10 ground balls and six caused turnovers to his credit.
- Had three ground balls and one caused turnover in a 16-14 win at second-ranked Virginia.
- Has played in 23 games in his career with four goals, two assists, 24 ground balls and 13 caused turnovers.

49 - Ryan Evans _____ Midfield

- Member of deep Blue Jay midfield who has played in all seven games this season with one start.
- Collected first point of the season - an assist - in a 16-14 win at second-ranked Virginia.
- Has played in 36 games with four starts in his career and has 14 goals and eight assists to his credit.
- Older cousin of Blue Jay freshman Warry Colhoun.
- Father, Dan Evans, played lacrosse at Johns Hopkins (1992-96).
- Grandfather, Joe Cowan, was a lacrosse and football standout at Johns Hopkins. He was a three-time First Team USILA All-American in lacrosse and totaled 74 goals and 123 assists for 197 points.

51 - Johnathan Peshko _____ Midfield

- Member of deep Blue Jay midfield who has played in all seven games with five starts and has six goals and two assists on the year.
- Scored twice in a 13-12 overtime loss to Denver in the season opener.
- Added an assist in an 11-9 win at Georgetown.
- Fired home a career-high-tying four goals and had a personal-best five points in a 16-14 win at second-ranked Virginia. Fourth goal of the game was the second in a 6-2 game-ending run for the Jays.
- Has played in 50 games with 21 starts and has 47 goals and 12 assists for 59 points to his credit.

77 - Hunter Jaronski _____ SSDM

- Experienced member of JHU's deep SSDM rotation.
- Has played in all seven games this season and has one goal, one assist, nine ground balls and three caused turnover to his credit.
- Helped spark JHU's 13-7 win over #17 Loyola with a career-high four ground balls and two caused turnovers.
- Scored first goal of the season and added two ground balls in a 14-13 loss to ninth-ranked Syracuse.
- Has played in 57 career games and has five goals, three assists, 53 ground balls and 16 caused turnovers.



Noting Head Coach Peter Milliman

- Named the 23rd head coach in Johns Hopkins history on April 27, 2020.
- In 11th season as a head coach at the collegiate level with four seasons at Pfeiffer (2009-12) and three seasons at Cornell (2018-20).
- Has a career coaching record of 93-62 (.600), including a 28-10 mark at Cornell.
- Guided Johns Hopkins to a 12-6 record, a share of the Big Ten regular season title and a trip to the NCAA Quarterfinals in 2023. JHU produced five All-Americans and a program record five USILA Scholar All-Americans in 2023.

record five USILA Scholar All-Americans in 2023.

- Led Cornell to the 2018 Ivy League Tournament title and a trip to the NCAA Quarterfinals that year.
- In 2+ seasons as the head coach at Cornell, guided the Big Red to two wins against teams ranked number one in the nation at the time of the game and three against teams ranked in the top two.

Milliman's Coaching Ledger

- Head Coaching Experience -

At Johns Hopkins

2021	4-9	B1G Finalists
2022	7-9	
2023	12-6	NCAA Quarterfinals
2024	5-2	
Totals	28-26	

At Cornell

2018	13-5	NCAA Quarterfinals
2019	10-5	
2020	5-0	
Totals	28-10	

At Pfeiffer

2009	7-5	
2010	8-9	
2011	10-6	Conf. Carolinas Runner-Up
2012	12-6	Conf. Carolinas Runner-Up
Totals	37-26	

Overall Coaching Record: 93-62 (.600)

- Assistant Coaching Experience -

Year	School	Record	Notes
2006	RIT	15-3	NCAA First Round
2007	Siena	10-6	MAAC Semifinals
2008	RIT	11-8	ECAC Runner-Up
2013	Princeton	9-6	Ivy Runner-Up
2014	Cornell	11-5	NCAA First Round
2015	Cornell	10-6	NCAA First Round
2016	Cornell	6-7	
2017	Cornell	5-8	

Milliman vs. All Opponents (at Johns Hopkins & Cornell)

	JHU	CU	Overall
Air Force	0-0	1-0	1-0
Albany	0-0	2-1	2-1
Binghamton	0-0	1-0	1-0
Brown	0-0	3-0	3-0
Bryant	1-0	0-0	1-0
Colgate	0-0	0-1	0-1
Dartmouth	0-0	2-0	2-0
Delaware	1-1	0-0	1-1
Denver	0-1	0-0	0-1
Georgetown	2-1	0-0	2-1
Harvard	0-0	2-0	2-0
High Point	0-0	1-0	1-0
Hobart	0-0	2-0	2-0
Jacksonville	2-0	0-0	2-0
Lehigh	0-0	2-0	2-0
Loyola	2-1	0-0	2-1
Maryland	1-6	0-1	1-7
Michigan	3-1	0-0	3-1
Navy	1-1	0-0	1-1
North Carolina	1-2	0-0	1-2
Notre Dame	0-1	1-0	1-1
Ohio State	1-3	1-0	2-3
Penn	0-0	1-1	1-1
Penn State	4-2	2-1	6-3
Princeton	0-0	1-1	1-1
Rutgers	2-3	0-0	2-3
St. Bonaventure	0-0	1-0	1-0
St. Joseph's	1-0	0-0	1-0
Syracuse	2-1	2-1	4-2
Towson	2-0	2-0	4-0
Utah	1-0	0-0	1-0
Virginia	1-2	0-0	1-2
Yale	0-0	1-3	1-3

- Developed a Cornell offense that was among the most prolific in the nation over his last two years. Cornell finished fifth in the nation in scoring offense in 2019 (14.3 gpg) and the Big Red led the nation in scoring offense (18.4) when the 2020 season ended.
- Coached five games against Big Ten teams while serving as the head coach at Cornell. Posted a 3-2 record in those five games, including wins over Ohio State (17-16) and Penn State (18-17) during the COVID-shortened 2020 season.
- Played collegiately at Gettysburg College and finished his career at GC ranked second in school history in points (232), fifth in goals (138) and third in assists (94). Remains one of just three players in Bullet history with more than 125 goals and 90 assists.
- Wife, Megan, played college lacrosse at York (PA) and served as the head girl's lacrosse coach at the Friends School in Baltimore in 2021 and 2022 (Friends is located less than two miles from the Johns Hopkins campus on Charles Street).

**Individual Career Highs
(Alphabetical Listing)**

Jacob Angelus - 23

Goals _____ 3, Loyola (2-17-2024)
 _____ 3, Towson (2-6-24, Denver (2-23-2024)
 _____ 3, Maryland (4-22-2023)
 _____ 3, Maryland (5-5-2022)
 _____ 3, Michigan (3-26-2022)
Assists _____ 6, St. Joseph's (3-4-2023)
 _____ 5, Bryant (5-14-2023)
Points _____ 8, St. Joseph's (3-4-2023)
 _____ 7, Loyola (2-17-2024)
 _____ 7, Bryant (5-14-2023)
 _____ 7, Michigan (3-26-2022)

Jimmy Ayers - 4

Goals _____ 2, Syracuse (3-9-2024)
 _____ 2, North Carolina (2-24-2024)
Assists _____ 1, Virginia (3-2-2024)
 _____ 1, North Carolina (2-24-2024)
Points _____ 2, Syracuse (3-9-2024)
 _____ 2, North Carolina (2-24-2024)

Dylan Bauer - 7

Goals _____ 2, Five Times
Assists _____ 3, Towson (2-6-2024)
Points _____ 3, Syracuse (3-9-2024)
 _____ 3, Loyola (2-17-2024)
 _____ 3, Towson (2-6-23), Jacksonville (2-4-2023)
 _____ 3, Michigan (3-26-2022)

Logan Callahan - 5

FO Wins _____ 18, Penn State (4-16-2022)
FO Attempts _____ 23, Georgetown (2-10-2024)
 _____ 23, vs. UNC (2-24-24), 23, Denver (2-3-2024)
 _____ 23, Penn State (4-16-2022)
Ground Balls _____ 15, Penn State (4-16-2022)

Cam Chauvette - 17

Goals _____ 2, St. Joseph's (3-4-2023)
Assists _____ 1, Twice
Points _____ 3, Jacksonville (2-4-2023)

Hunter Chauvette - 34

Goals _____ 3, Towson (2-6-2024)
 _____ Denver (2-3-2024)
Assists _____ 1, Syracuse (3-9-2024)
Points _____ 3, Towson (2-6-2024)
 _____ Denver (2-3-2024)

Matt Collison - 16

Goals _____ 4, Virginia (3-2-2024)
 _____ 3, Three Times
Assists _____ 2, Maryland (5-4-2023)
 _____ 2, Navy (3-17-2023)
Points _____ 5, Virginia (3-2-2024)
 _____ 4, Ohio State (4-15-2023)

Patrick Deans - 46

Goals _____ 1, Four Times
Assists _____ 1, Twice
Points _____ 1, Six Times
Ground Balls _____ 3, Virginia (3-2-2024)

_____ N. Carolina (2-24-24), Michigan (2-26-21)
Caused Turnovers _____ 2, Georgetown (2-10-2024)
 _____ 2, @ Michigan (3-25-2023)
 _____ 2, Syracuse (3-11-2023)

Garrett Degnon - 40

Goals _____ 6, Penn State (4-16-2022)
Assists _____ 3, Michigan (3-26-2022)
Points _____ 6, Penn State (4-16-2022)
 _____ 6, Michigan (3-26-2022)

Tyler Dunn - 30

Goals _____ 1, Six Times
Assists _____ 1, Three Times
Points _____ 1, Seven Times
FO Wins _____ 20, Towson (2-11-2022)
FO Attempts _____ 32, vs. St. Joseph's (3-4-2023)
 _____ 32, Towson (2-11-2022)
Ground Balls _____ 11, Delaware (3-19-2023)
 _____ 10, St. Joseph's (3-4-2023)
 _____ 10, Towson (2-11-2022)

Brooks English - 25

Goals _____ 3, Bryant (5-14-2023)
Assists _____ 2, vs. Towson (2-6-2024)
Points _____ 3, Bryant (5-14-2023)
 _____ 3, Rutgers (4-1-2023)

Ryan Evans - 49

Goals _____ 2, Rutgers (4-1-2023)
 _____ 2, Delaware (3-19-2023), Navy (3-17-2023)
 _____ 2, Ohio State (4-9-2022), Loyola (2-19-2022)
Assists _____ 2, St. Joseph's (3-4-2023)
Points _____ 2, Six Times

Brendan Grimes - 9

Goals _____ 4, @ Michigan (3-25-2023)
Assists _____ 2, Five Times
Points _____ 5, @ Michigan (3-23-2023)

Chayse Ierlan - 22

Saves _____ 16, Virginia (3-2-2024)
 _____ 15, Syracuse (3-9-2024)
 _____ 13, North Carolina (2-24-2024)
 _____ 12, Denver (2-3-2024)
 _____ 11, Loyola (2-17-2024)
 _____ 11, Georgetown (2-10-2024)

Hunter Jaronski - 77

Goals _____ 1, Five Times
Assists _____ 1, Three Times
Points _____ 1, Eight Times
Ground Balls _____ 4, Loyola (2-24-2023)
Caused Turnovers _____ 3, Syracuse (3-7-2020)

Quintan Kilrain - 6

Assists _____ 1, Syracuse (3-9-2024)
Points _____ 1, Syracuse (3-9-2024)
Ground Balls _____ 5, Loyola (2-17-2024)
 _____ 4, Syracuse (3-9, 2-024), Denver (2-3-2024)
Caused Turnovers _____ 2, N. Carolina (2-24-2024)

Brett Martin - 12

Goals _____ 2, Rutgers (4-1-2023)
Assists _____ 1, Four times
Ground Balls _____ 5, Loyola (2-19-2022)
Caused Turnovers _____ 3, N. Carolina (2-24-2024)
 _____ 3, Penn State (4-0-2022), 3, Navy (3-18-2022)

Casey McDermott - 33

Goals _____ 2, Ohio State (4-15-2023)
 _____ 2, Rutgers (4-1-2023), Maryland (5-8-2021)
Assists _____ 2, Maryland (4-22-2023)
 _____ 2, Penn St. (4-8-23) , 2, Penn St. (4-16-22)
Points _____ 2, Seven Times

Russell Melendez - 31

Goals _____ 6, Penn State (4-8-2023)
Assists _____ * 5, Bellarmine (2022)
Points _____ 9, Bryant (5-14-2023)
** While playing at Marquette*

Johnathan Peshko - 51

Goals _____ 4, Virginia (3-2-2024)
 _____ 4, Rutgers (5-6-2021)
Assists _____ 2, Penn State (4-30-2022)
Points _____ 5, Virginia (3-2-2024)
 _____ 4, Penn State (4-30-2022)
 _____ 4, Rutgers (5-6-2021)

Stu Phillips - 3

Goals _____ 1, Four Times
Assists _____ 1, Loyola (2-18-2023)
Points _____ 2, Loyola (2-18-2023)

Jakson Raposo - 20

Goals _____ 2, Loyola (2-19-2022)
Assists _____ 1, Twice
Points _____ 2, Bryant (5-14-2023)
 _____ 2, Loyola (2-19-2022)

Scott Smith - 18

Goals _____ 1, Six Times
Assists _____ 1, North Carolina (2-27-2022)
Ground Balls _____ 5, North Carolina (2-24-2024)
 _____ 5, Georgetown (2-10-2024)
 _____ 5, Towson (2-6-2024)
 _____ 5, Maryland (4-22-2023)
Caused Turnovers _____ 3, Virginia (3-7-2023)
 _____ 3, Utah (2-25-2023)
 _____ 3, Maryland (5-5-2022)
 _____ 3, Jacksonville (2-5-2022)

Beaudan Szuluk - 44

Ground Balls _____ 6, North Carolina (2-24-2024)
Caused Turnovers _____ 4, Virginia (3-2-2024)
 _____ Penn State (4-16-2022)

Jack Webb - 2

Saves _____ 3, Towson (2-6-2024)

The Last Time Johns Hopkins ...

Scored 20 or more goals

22, vs. Bryant (5-14-2023)

Scored 15 or more goals

16, vs. #2 Virginia (3-2-2024)

Scored 15 or more goals and lost

17, vs. #1 Penn State (L/18-17 (OT)) (5-4-2019)

Scored 15 or more goals in back-to-back games

16, vs. Rutgers (4-1-2023)

15, @ Michigan (3-25-2023)

Totalled 30 or more points

38 (22g, 16a), vs. Bryant (5-14-2023)

Totalled 35 or more points

38 (22g, 16a), vs. Bryant (5-14-2023)

Allowed 20 or more goals

22, vs #1 Maryland (4-23-2022)

Allowed 15 or more goals

18, #1 Virginia (3-7-2023)

Allowed 15 or more goals in back-to-back games

15, @ #10 North Carolina (2-27-2022)

19, @ #2 Virginia (3-5-2022)

Allowed 15 or more goals in 3 straight games

17, vs. #9 North Carolina (2-22-2020)

18, @ #10 Princeton (2-29-2020)

15, vs. #1 Syracuse (3-7-2020)

Allowed 15 or more goals and won

17, #15 Virginia (3-25-2017)

Scored 8 or more consecutive goals in a game

8, vs. Ohio State (4-15-2023)

Scored 10 or more consecutive goals in a game

10, @ Michigan (3-30-2019)

Scored 15 or more consecutive goals in a game

15, vs. Bryant (5-14-2023)

Allowed 10 or more consecutive goals in a game

11, @ #1 Maryland (4-23-2022)

Won 20 or more faceoffs

20 (20-of-34), vs. Virginia (3-2-2024)

Grabbed 50 or more ground balls

77, vs. St. Joe's (4-21-1999)

Grabbed 60 or more ground balls

77, vs. St. Joe's (4-21-1999)

Grabbed 70 or more ground balls

77, vs. St. Joe's (4-21-1999)

Took 50 or more shots

54, vs. Penn State (4-30-2022)

Took 60 or more shots

62, vs. #15 Virginia (3-25-2017)

Took 70 or more shots

83, vs. St. Joe's (4-21-1999)

Took 80 or more shots

83, vs. St. Joe's (4-21-1999)

Scored five or more extra-man goals

6 (6-of-6), vs. #1 Penn State (5-4-2019)

Scored six or more extra-man goals

6 (6-of-6), vs. #1 Penn State (5-4-2019)

Scored a man-down goal

Jacob Angelus vs. #2 Virginia (3-2-2024)

Scored a man-down goal in back-to-back games

Zach Palmer (Towson) &

John Kaestner (Michigan) (2-16/23-2013)

Allowed five or more extra-man goals

5 (5-of-7), vs. #9 UNC (2-22-2020)

Allowed a man-down goal

Jack Myers, Ohio State (4-15-2023)

Allowed a man-down goal in BTB games

Nick DeMaio, Towson (2-11-2022)

Jacob Greiner, Jacksonville (2-5-2022)

Held an opponent scoreless for a half:

Mount St, Mary's (1st half) (4-14-2014)

Held an opponent scoreless for two straight Qtrs.:

Michigan (2nd & 3rd Qtrs.) (3-30-2019)

Held an opponent scoreless for three straight Qtrs.:

Manhattan (1-3 Qtrs.) (3-6-2012)

Held an opponent scoreless for 1st three Qtrs:

Manhattan (1-3 Qtrs.) (3-6-2012)

Held an opponent scoreless for 30 or more cons. min:

30:32, vs. Utah (2-25-2023)

Held an opponent scoreless for 40 or more cons. min:

44:56, @ Mount St. Mary's (4-14-2014)

Held an opponent scoreless for 50 or more cons. min:

60:00, vs. Manhattan (3-6-2012)

Posted a shutout:

Manhattan (W/11-0) (3-6-2012)

Held an opponent shotless for a quarter:

3rd Qtr. vs. #12 Penn State (3-13-2021)

2nd Qtr. @ #12 Princeton (3-2-2012)

Came from behind to win

vs. #2 Virginia

Trailed as late as 12-11/4Q - Won 16-14 (3-2-24)

Came from two goals down to win

vs. #2 Virginia

Trailed as late as 12-10/3Q - Won 16-14 (3-2-24)

Came from three goals down to win

vs. Delaware

Trailed as late as 9-6/3Q - Won 12-10 (3-19-23)

Came from four goals down to win

vs. Delaware

Trailed as late as 9-5/3Q - Won 12-10 (3-19-23)

Came from four goals down in 4th Quarter to win

vs. Mount St. Mary's

Trailed as late as 12-8/4Q - Won 13-12 (OT) (3-10-20)

Came from four goals down to win in B2B games

vs. #4 Maryland (B1G SF)-

Trailed as last as 6-2/3rd Qtr - Won 12-7 (5-2-19)

@ #2 Maryland

Trailed 5-1/1st Qtr - Won 16-11 (4-27-19)

Came from five goals down to win

vs. Georgetown -

Trailed as late as 8-3/3rd Qtr-Won 10-9 (OT) (5-13-18)

Came from six goals down to win

@ Virginia -

Trailed as late as 9-3/3rd Qtr - Won 15-13 (3-24-18)

Came from seven goals down to win

@ Virginia -

Trailed as late as 9-2/3rd Qtr - Won 15-13 (3-24-18)

Won a game with a goal in the final min. of regulation

vs. Ohio State - Alex Concannon goal with :11.3 left -

Won 6-5 (5-3-18)

Lost a game on a goal in the final min. of regulation

vs. #1 Maryland

Logan Wisnauskas goal with :18 left -

Lost 14-13 (4-24-21)

Blew a lead and lost

vs. #9 Syracuse

Led as late as 4-3 in 3rd qtr. -

Lost 14-13 (3-9-2024)

Blew a two-goal lead and lost

vs. #15 Denver

Led as late as 12-10 in 4th qtr. -

Lost 13-12 (OT) (2-3-2024)

Blew a three-goal lead and lost

vs. #15 Denver

Led as late as 12-9 in 4th qtr. -

Lost 13-12 (OT) (2-3-2024)

Blew a three-goal lead in back-to-back games and lost

@ #1 Syracuse -

Led 5-2 in 2nd qtr. - Lost 13-10 (3-14-2015)

vs. #7 Virginia -

Led 6-3 in 2nd qtr. - Lost 16-15 (OT) (3-21-2015)

Blew a four-goal lead and lost

vs. #15 Denver

Led as late as 11-7 in 4th qtr. -

Lost 13-12 (OT) (2-3-2024)

Blew a five-goal lead and lost

@ #8 Penn State

Led as late as 5-0 in 2nd qtr. -

Lost 12-11 (2OT) (4-8-2023)

Blew a six-goal lead and lost

vs. #8 Ohio State

Led as late as 8-2 in 2nd qtr. -

Lost 14-13 (4-14-2019)

The Last Time a Johns Hopkins Player ...

Scored 5 or more goals

5, Garrett Degnon vs. Syracuse (3-9-2024)

A Freshman Scored 5 or more goals

7, Joey Epstein vs. #1 Penn State (5-4-2019)

Scored 3 or more goals in a Quarter

3, Russell Melendez vs. Bryant (3Q) (5-14-23)
3, Brooks English vs. Bryant (1Q) (5-14-23)

Scored 3 or more goals in 1st Quarter of a game

3, Brooks English vs. Bryant (1Q) (5-14-23)

Scored 4 or more goals in a Quarter

4, Russell Melendez @ #8 Penn State (1Q) (4-8-2023)

Scored 5 or more goals in a Quarter

5, Joey Epstein @ Towson (2Q) (2-11-2022)

Scored 5 or more goals in back-to-back games

Kyle Marr vs. #15 Virginia (6) and vs. #7 Rutgers (5) (2017)

Scored 6 or more goals

6, Russell Melendez @ #8 Penn State (4-8-2023)

Scored 7 or more goals

7, Joey Epstein vs. #1 Penn State (5-4-2019)

Scored 8 or more goals

8, Ryan Brown @ #3 Maryland (4-25-2015)

Had 3+ players with 3+ goals in a game

@ #2 Virginia (3-2-2024)
Matt Collison (4), Johnathan Peshko (4), Garrett Degnon (3)

Had 3+ players with 4+ goals in a game

@ Michigan (3-25-2023)
Garrett Degnon (5), Russell Melendez (4)
Brendan Grimes (4)

Had 2 midfielders with 4+ goals in a game

@ #2 Virginia (3-2-2024)
Matt Collison (4), Johnathan Peshko (4)

Had 6+ players with 2+ goals in a game

vs. #13 St. Joe's (3-4-2023)
Garrett Degnon (4), Matt Collison (2)
Jacob Angelus (2), Dylan Bauer (2)
Johnathan Peshko (2), Cameron Chauvette (2)

Had 10+ players score a goal in a game

14, vs. Bryant (5-14-2023)

A freshman scored 3 or more goals in 1st career game

3, Hunter Chauvette vs. Denver (2-3-24)

A freshman scored 3 or more goals in 1st two career games

3, Hunter Chauvette vs. Denver (2-3-24)
3, Hunter Chauvette vs. Towson (2-6-24)

A Blue Jay goalie scored a goal

Tim Marcille vs. #19 North Carolina (2-14-2023)

Dished out 4 or more assists

4, Jacob Angelus vs. Loyola (2-17-2024)

Had two players dish out 4 or more assists

5, Jacob Angelus vs. Bryant (5-14-2023)
4, Russell Melendez vs. Bryant (5-14-2023)

Dished out 5 or more assists

5, Jacob Angelus vs. Bryant (5-14-2023)

Dished out 5 or more assists in back-to-back games

Wells Stanwick vs. Ohio State (5) & Towson (5) (2-9 & 2-15-2014)

Dished out 6 or more assists

6, Jacob Angelus vs. #12 St. Joseph's (3-4-2023)

Dished out 7 or more assists

8, Dave Marr vs. Navy (4-19-1996)

Dished out 8 or more assists

8, Dave Marr vs. Navy (4-19-1996)

Had five players with 4 or more points

S. Stanwick (4), R. Brown (4), W. Dismuke (4)
C. Radziewicz (4), H. Cattoni (4)
@ Michigan (4-23-16)

Had two freshmen with 4 or more points

Owen Murphy (1g, 3a), Jacob Angelus (2g, 2a)
vs. MSM (3-10-20)

Totaled 5 or more points in back-to-back games

Garrett Degnon vs. Navy (5),
@ #20 Delaware (5), (2022)

Totaled 5 or more points in three straight games

Joey Epstein at #2 Maryland (6), vs. #4 Maryland (5)
vs. #1 Penn State (9), @ #9 Notre Dame (6), (2019)

Totaled 5 or more points in four straight games

Joey Epstein at #2 Maryland (5), vs. #4 Maryland (5)
vs. #1 Penn State (9), @ #9 Notre Dame (6), (2019)

Had three players with 5 or more points

Russell Melendez (7), Garrett Degnon (5)
Brendan Grimes (5), @ Michigan (3-25-2023)

Had two midfielders with 5 or more points

Matt Collison (5), Johnathan Peshko (5)
@ Virginia (3-2-2024)

Totaled 6 or more points

7 (3g, 4a), Jacob Angelus vs. Loyola (2-17-2024)

Totaled 6 or more points in back-to-back games

Joey Epstein vs. #1 PSU (9), #9 Notre Dame (6) (2019)

Had two players with 6 or more points

9 (5g, 4a), Russell Melendez vs. Bryant (5-14-2023)
7 (2g, 5a), Jacob Angelus vs. Bryant (5-14-2023)

Totaled 7 or more points

7 (3g, 4a), Jacob Angelus vs. Loyola (2-17-2024)

Totaled 7 or more points in back-to-back games

Shack Stanwick vs. UMBC (7) and vs. Delaware (7) (2018)

Had two players with 7 or more points

9 (5g, 4a), Russell Melendez vs. Bryant (5-14-2023)
7 (2g, 5a), Jacob Angelus vs. Bryant (5-14-2023)

Totaled 8 or more points

9 (5g, 4a), Russell Melendez vs. Bryant (5-14-2023)

Totaled 9 or more points

9 (5g, 4a), Russell Melendez vs. Bryant (5-14-2023)

Totaled 10 or more points

11 (5g, 6a), Dan Denihan vs. #10 Towson (5-2-1999)

Totaled 11 points

11 (5g, 6a), Dan Denihan vs. #10 Towson (5-2-1999)

Had a player with 6+ goals and another with 6+ assists

6, Garrett Degnon (6g), Connor DeSimone (6a)
vs. Penn State (4-16-2022)

Scored three extra-man goals

3, Joey Epstein, @ Michigan (2-27-21)

Scored four extra-man goals

4, Joey Epstein, vs. #1 Penn State (5-4-19)

Scored an overtime goal

Owen Murphy vs. Mount St. Mary's (3-10-2020)

A Freshman scored an overtime goal

Owen Murphy vs. Mount St. Mary's (3-10-2020)

Grabbed 15 or more ground balls

15, Logan Callahan vs. Penn State (4-16-2022)

Grabbed 10 or more ground balls (non FO specialist)

12, Alex Mazzone vs. Delaware (3-19-2023)

A freshman grabbed 15 or more ground balls

15, Logan Callahan vs. Penn State (4-16-2022)

Won 15 or more faceoffs

15, Logan Callahan (15-of-23)
@ Georgetown (2-10-2024)

A freshman won 15 or more faceoffs

18, Logan Callahan (18-of-23)
vs. Penn State (4-16-2022)

Won 15 or more faceoffs in back-to-back games

Tyler Dunn @ Towson (20), @ Georgetown (15)
(2022)

Won 15 or more faceoffs in three straight games

Kyle Prouty vs. Delaware (17), vs. #9 Virginia (16),
@ Michigan (19), vs. Rutgers (21) (2019)

Won 15 or more faceoffs in four straight games

Kyle Prouty vs. Delaware (17), vs. #9 Virginia (16),
@ Michigan (19), vs. Rutgers (21) (2019)

Won 20 or more faceoffs

20, Tyler Dunn (20-of-32) @ Towson (2-11-2022)

Attempted 30 or more faceoffs

32, Tyler Dunn (18-of-32)
vs. #13 St. Joseph's (3-4-2023)

Registered 20 or more saves

21, Tim Marcille @ Syracuse (3-11-2023)

Registered 15 or more saves

16, Chayse Ierlan @ #2 Virginia (3-2-2024)

Registered 15 or more saves in B2B games

15, Chayse Ierlan vs. #9 Syracuse (3-9-2024)
16, Chayse Ierlan @ #2 Virginia (3-2-2024)

Registered 15 or more saves in 3 straight games

15, Tim Marcille vs. #19 North Carolina (2-14-2023)
16, Tim Marcille vs. #3 Georgetown (2-11-2023)
15, Tim Marcille @ #17 Jacksonville (2-4-2023)

USILA Coaches Poll (Mar. 11)

1.	Army (16)	429
2.	Notre Dame (4)	416
3.	Duke (2)	369
4.	Virginia	368
5.	Maryland	354
6.	Syracuse	312
7.	Denver	307
8T.	Johns Hopkins	283
	Penn State	283
10.	Yale	260
11.	Georgetown	219
12.	Penn	176
13.	Princeton	174
14.	Harvard	153
15.	Cornell	127]
16.	Richmond	102
17.	North Carolina	91
18.	Michigan	67
19.	Rutgers	53
20.	Delaware	25

Others Receiving Votes: Colgate, NJIT, Towson, Villanova, Quinnipiac, UMass, Boston University, Ohio State, Utah

Johns Hopkins Week-by-Week in the USILA Coaches Poll

Preseason	6th
Feb. 5	13th
Feb. 12	10th
Feb. 19	9th
Feb. 26	7th
Mar. 4	4th
Mar. 11	T8th

Johns Hopkins All-Time in the USILA Poll

Total Weeks/Polls:	537
Total Weeks at #1:	103
Weeks in top 5:	309
Weeks in top 10:	440
Weeks in top 20:	517

Consecutive at #1:	14
	(4/12/04-5/9/05)
Most Consecutive in top 5:	132
	(3/19/73-3/23/87)
Most Consecutive in top 10:	157
	(3/19/73-3/25/90)
Most Consecutive 1 in top 20:	363
	(3/19/73-4/18/2010)

Weeks Ranked - By Ranking

Rank	Polls
1st	103
2nd	72
3rd	58
4th	42
5th	34
6th	39
7th	30
8th	23
9th	24
10th	15
11th	19
12th	5
13th	7
14th	9
15th	9
16th	6
17th	9
18th	5
19th	5
20th	5
RV	14
NR	5

The Johns Hopkins office of Athletic Communications uses the USILA Coaches Poll to reflect JHU's official national ranking. This poll predates all other lacrosse polls and provides the longest-running consistent national ranking system. This does not imply that the USILA Poll is in any way more official, but for historical purposes it provides the most consistency.



Inside Lacrosse Media Poll (Mar. 11)

1.	Army (22)	533
2.	Notre Dame (4)	505
3.	Virginia	454
4.	Duke (1)	451
5.	Maryland	426
6.	Syracuse	381
7.	Johns Hopkins	375
8.	Denver	366
9.	Penn State	352
10.	Yale	325
11.	Georgetown	270
12.	Harvard	207
13.	Princeton	205
14.	Penn	186
15.	Cornell	162
16.	North Carolina	130
17.	Richmond	124
18.	Michigan	92
19.	Rutgers	47
20.	Delaware	23

Others Receiving Votes: Colgate, NJIT, Quinnipiac, Ohio State, Villanova, Bryant, Towson, UMass

Johns Hopkins Week-by-Week in the Inside Lacrosse Media Poll

Preseason	5th
Feb. 5	No Poll
Feb. 12	9th
Feb. 19	9th
Feb. 26	8th
Mar. 4	2nd
Mar. 11	7th

Inside The Series - Navy			
	28	63	
	WINS	LOSSES	
1 TIE			
	63	28	
	WINS	LOSSES	

JHU-Navy Series Notes

Series Record: _____ Johns Hopkins leads, 63-28-1
 Current Streak: _____ JHU Won 1
 Current Streak at Homewood Field: ___ Navy Won 1
 Current Streak at Navy: _____ JHU Won 3

Longest JHU Win Streak vs. Navy: __ 36 (1974-2009)
 Longest Navy Win Streak vs. JHU: ___ 8 (1959-1966)

- Johns Hopkins leads the all-time series, 63-28-1.
- Johns Hopkins won 36 straight games against the Midshipmen from 1974 through 2009 before Navy pulled out a 9-8 win in overtime in 2010. This is the longest winning streak for Johns Hopkins over any opponent in its history. The next longest streak in JHU history is a 30-game streak the Blue Jays had against Loyola from 1939-1993.
- Johns Hopkins had won 24 straight games against Navy at Homewood Field before the Mids won 11-10 in 2022.
- In the last 26 meetings there have been 10 blow-outs and 12 one-goal affairs. JHU has won by seven or more goals 10 times since 1994, while picking up 10, one-goal wins (1994, 1998, 2000, 2002, 2004, 2005, 2006, 2007, 2014, 2016) during that time as well. Navy grabbed one-goal wins in 2010 and 2022 and took a six-goal victory in 2012.
- Johns Hopkins has held Navy to less than 10 goals in 31 of the last 41 meetings.
- The teams have met eight times with both teams have been ranked in the top five at the time of the game (rankings first available in 1973). The 2004 matchup was the first that featured the top two ranked teams in the nation.
- The 2004 game between the two teams at Navy may have been the game-of-the-year as the Blue Jays erased a 9-7 deficit in the last five minutes and won, 10-9, in overtime.
- Johns Hopkins is 12-0 all-time against Navy when entering the game ranked number one in the nation.
- Both teams have been ranked in the top 10 in the nation at the time of the game 23 times since 1973.

1908	Johns Hopkins-6, Navy-1	1975	#1 Johns Hopkins-16, #3 Navy-11
1909	Johns Hopkins-7, Navy-2	1976	#5 Johns Hopkins-18, #3 Navy-10
1910	Navy-7, Johns Hopkins-6	1977	#3 Johns Hopkins-17, #4 Navy-11
1911	Johns Hopkins-2, Navy-1	1978	#2 Johns Hopkins-22, #4 Navy-11
1913	Johns Hopkins-4, Navy-4	1979	#1 Johns Hopkins-17, #5 Navy-10
1914	Navy-5, Johns Hopkins-2	1980	#2 Johns Hopkins-13, #5 Navy-8
1915	Johns Hopkins-4, Navy-2	1981	#1 Johns Hopkins-9, #6 Navy-6
1916	Johns Hopkins-6, Navy-3	1982	#3 Johns Hopkins-12, #8 Navy-7
1918	Navy-12, Johns Hopkins-0	1983	#1 Johns Hopkins-13, #10 Navy-8
1919	Navy-5, Johns Hopkins-3	1984	#2 Johns Hopkins-9, #8 Navy-6
1921	Navy-9, Johns Hopkins-0	1985	#1 Johns Hopkins-24, #13 Navy-10
1922	Navy-9, Johns Hopkins-1	1986	#1 Johns Hopkins-14, #6 Navy-11
1923	Navy-6, Johns Hopkins-3	1987	#6 Johns Hopkins-10, #3 Navy-9
1924	Johns Hopkins-5, Navy-4	1988	#2 Johns Hopkins-10, #7 Navy-7
1925	Navy-8, Johns Hopkins-1	1989	#1 Johns Hopkins-7, #8 Navy-5
1927	Johns Hopkins-6, Navy-5	1990	#11 Johns Hopkins-6, #10 Navy-4
1928	Navy-5, Johns Hopkins-3	1991	#7 Johns Hopkins-15, #15 Navy-11
1943	Navy-7, Johns Hopkins-4	1992	#6 Johns Hopkins-22, #7 Navy-12
1946	Johns Hopkins-12, Navy-9	1993	#4 Johns Hopkins-11, #8 Navy-8
1947	Johns Hopkins-14, Navy-7	1994	#6 Johns Hopkins-12, #11 Navy-11
1948	Johns Hopkins-9, Navy-8	1995	#1 Johns Hopkins-16, #17 Navy-8
1950	Johns Hopkins-8, Navy-4	1996	#5 Johns Hopkins-18, Navy-11
1951	Johns Hopkins-13, Navy-10	1997	#4 Johns Hopkins-24, #13 Navy-5
1952	Navy-10, Johns Hopkins-9	1998	#3 Johns Hopkins-15, #18 Navy-14
1953	Navy-7, Johns Hopkins-4	1999	#2 Johns Hopkins-11, #13 Navy-1
1954	Navy-12, Johns Hopkins-3	2000	#8 Johns Hopkins-7, #10 Navy-6 (OT)
1955	Navy-13, Johns Hopkins-3	2001	#6 Johns Hopkins-13, #13 Navy-11
1956	Johns Hopkins-8, Navy-6	2002	#2 Johns Hopkins-9, #14 Navy-8
1957	Johns Hopkins-15, Navy-6	2003	#1 Johns Hopkins-17, Navy-3
1958	Johns Hopkins-14, Navy-7	2004	#1 Johns Hopkins-10, #2 Navy-9 (OT)
1959	Navy-13, Johns Hopkins-11	2005	#1 Johns Hopkins-9, #5 Navy-8 (OT)
1960	Navy-15, Johns Hopkins-7	2006	#12 Johns Hopkins-9, #4 Navy-8
1961	Navy-15, Johns Hopkins-9	2007	#7 Johns Hopkins-10, #9 Navy-9
1962	Navy-16, Johns Hopkins-11	2008	#7 Johns Hopkins-12, #10 Navy-5
1963	Navy-10, Johns Hopkins-5		#4 Johns Hopkins-10, #14 Navy-4 *
1964	Navy-15, Johns Hopkins-3	2009	#9 Johns Hopkins-15, #11 Navy-7
1965	Navy-15, Johns Hopkins-6	2010	Navy-9, #17 Johns Hopkins-8 (OT)
1966	Navy-12, Johns Hopkins-7	2011	#2 Johns Hopkins-14, Navy-5
1967	Johns Hopkins-9, Navy-6	2012	Navy-8, #6 Johns Hopkins-2
1968	Johns Hopkins-11, Navy-3	2013	#11 Johns Hopkins-15, Navy-4
1969	Navy-9, Johns Hopkins-6	2014	#6 Johns Hopkins-6, Navy-5
1970	Johns Hopkins-9, Navy-7	2015	#17 Johns Hopkins-13, Navy-8
1971	Navy-9, JHU-6 (Houston, TX)	2016	#5 Johns Hopkins-12, #18 Navy-11 (2OT)
1972	Johns Hopkins-17, Navy-3	2017	#8 Johns Hopkins-15, #10 Navy-8
1973	#1 Johns Hopkins-12, #6 Navy-7	2022	Navy-11, #18 Johns Hopkins-10
1974	#6 Navy-13, #2 Johns Hopkins-12	2023	#9 Johns Hopkins-12, Navy-9

* NCAA Tournament Games Home Team in BOLD

In the Record Book

Career Goals

1.	Terry Riordan (A)	184	1992-95
2.	Ryan Brown (A)	159	2013-16
3.	Brian Piccola (A)	154	1991-95
4.	Franz Wittelsberger (A)	151	1973-76
5.	Michael O'Neill (A)	138	1975-78
6.	Garrett Degnon (A/M)	136	Active

Career Assists

1.	Dave Marr (A)	134	1993-96
2.	Wells Stanwick (A)	124	2012-15
3.	Joe Cowan (A)	123	1967-69
4.	Jack Thomas (A)	121	1972-74
5.	Shack Stanwick (A)	117	2015-18
6.	Mickey Webster (A)	105	1957-59
7.	Richie Hirsch (A)	103	1974-77
8T.	Dan Denihan (A)	99	1996-97, 1999-00
	Mike O'Neill (A)	99	1975-78
10.	Jacob Angelus (A/M)	98	Active

Career Hat Tricks

1.	Terry Riordan (A)	37	1992-95
2.	Brian Piccola (A)	33	1991-95
3.	Ryan Brown (A)	28	2013-16
4.	Franz Wittelsberger (A)	26	1973-76
5T.	Garrett Degnon (A/M)	23	Active
5.	Bobby Benson (A)	23	2000-03

Career Extra-Man Goals

1.	Brian Piccola (A)	31	1991-95
2.	Patrick Fraser (M)	30	2015-18
3T.	Ryan Brown (A)	25	2013-16
	Terry Riordan (A)	25	1992-95
5T.	Holden Cattoni (M)	24	2012-15
	Brandon Benn (A)	24	2011-14
7.	Dylan Schlott (A)	23	1995-99
8.	Bobby Benson (A)	20	2000-03
9T.	Garrett Degnon (A/M)	19	Active
	Kyle Marr (A)	19	2016-19
	Billy Evans (A)	19	1994-97

Career Caused Turnovers

1.	Tucker Durkin (D)	65	2010-13
2.	Michael Pellegrino (LSM)	63	2012-15
3.	Beaudan Szuluk (LSM/D)	58	Active
4.	Scott Smith (D)	47	Active

Career Point-Scoring Leaders

1.	Terry Riordan (A)	247 (184g, 63a)	1992-95
2.	Brian Piccola (A)	245 (154g, 91a)	1991-95
3.	Michael O'Neill (A)	237 (138g, 99a)	1975-78
4.	Jack Thomas (A)	224 (103g, 121a)	1972-74
5.	Franz Wittelsberger (A)	220 (151g, 69a)	1973-76
6.	Jeff Cook (A)	219 (128g, 91a)	1979-82
7T.	Shack Stanwick (A)	209 (92g, 117a)	2015-18
	Ryan Brown (A)	209 (159g, 50a)	2013-16
9.	Wells Stanwick (A)	208 (84g, 124a)	2012-15
10.	Richie Hirsch (A)	204 (101g, 103a)	1974-77
11.	Dan Denihan (A)	203 (104g, 99a)	1996-97 1999-2000
12.	Joe Cowan (A)	197 (74g, 123a)	1967-69
13.	Dave Marr (A)	193 (59g, 134a)	1993-96
14T.	Paul Rabil (M)	178 (111g, 67a)	2005-08
	Brian Wood (A)	178 (100g, 78a)	1984-87
16T.	Del Dressel (M)	174 (99g, 75a)	1983-86
	Bill Morrill (A)	174 (107g, 67a)	1957-59
18.	Bobby Benson (A)	167 (124g, 43a)	2000-03
19.	Steven Boyle (A)	164 (95g, 69a)	2007-10
20.	Jacob Angelus (A/M)	162 (64g, 98a)	Active
21.	Conor Ford (A/M)	160 (101g, 59a)	2001-04
22.	Kyle Marr (A)	158 (107g, 51a)	2016-19
23T.	Cole Williams (A/M)	157 (102g, 55a)	2017-21
	Matt Panetta (A)	157 (86g, 71a)	1988-91
	Peter Scott (A)	157 (99g, 58a)	1981-84
26.	Joey Epstein (A)	156 (100g, 56a)	2019-22
27.	Garrett Degnon (A/M)	154 (136g, 18a)	Active

The 2024 Johns Hopkins Blue Jays

No.	Name	Pos.	Ht.	Wt.	Cl.	Hometown/High School
1	Nick Kaufman	LSM/D	6-5	225	Jr.	Huntingtown, MD/St. Mary's
2	Jack Webb	G	5-9	175	Jr.	Baltimore, MD/Loyola
3	Stuart Phillips	M	5-11	185	Jr.	Coquitlam, British Columbia/Trinity-Pawling
4	Jimmy Ayers	A	5-9	160	Fr.	South Hamilton, MA/St. John's Prep
5	Logan Callahan	FO	5-10	200	Jr.	Victor, NY/Victor
6	Quintan Kilrain	D/LSM	6-0	185	Fr.	Purcellville, VA/Lawrenceville
7	Dylan Bauer	A/M	5-9	175	Sr.	Park City, UT/Park City
8	Nicholas Lane	FO	5-9	220	So.	Lansing, MI/East Lansing
9	Brendan Grimes	M	6-4	215	Sr.	Lutherville, MD/Boys' Latin
10	Brandon Aviles	SS	6-0	195	Gr.	Setauket, NY/Ward Melville (Syracuse)
11	Carson Brown	D/LSM	6-2	200	So.	Monroe Township, NJ/Hun/Deerfield
12	Brett Martin	SS	6-1	195	Sr.	Dix Hills, NY/Half Hollow Hills East
13	Luke Martin	D/LSM	6-1	175	Fr.	Dix Hills, NY/St. Anthony's
14	Andrew Bigelow	D	6-4	220	So.	Buffalo, NY/Nichols
15	Cody Ince	SS	5-9	165	Sr.	Reisterstown, MD/McDonogh
16	Matt Collison	M	6-4	225	So.	Scarborough, Ontario/St Michaels/Everest
17	Cameron Chauvette	A/M	5-10	175	Sr.	Shaker Heights, OH/Culver
18	Scott Smith	D	6-1	210	Sr.	Berwyn, PA/Conestoga
19	Triston Jewell	M	5-10	190	Fr.	Corona, CA/Mater Dei
20	Jakson Raposo	SS	5-10	175	Sr.	Toronto, Ontario/St Michaels/Salisbury
22	Chayse Ierlan	G	6-1	200	Gr.	Victor, NY/Victor (Cornell)
23	Jacob Angelus	A	5-9	165	Gr.	Chantilly, VA/Paul VI
24	Gabe Sorichetti	A	6-0	165	Fr.	Whitby, Ontario/Culver
25	Brooks English	M	5-10	155	So.	Burlington, Ontario/Lawrenceville
26	Forrest Ives	LSM	5-10	185	Fr.	Erieville, NY/Cazenovia
27	Jameson Smith	M	6-2	205	So.	Bayport, NY/Bayport Blue Point
28	Jacob Stoebner	D	6-3	210	Gr.	Austin, TX/Westlake (Princeton)
29	Charlie Iler	M	5-9	180	Fr.	Alamo, CA/San Ramon Valley
30	Tyler Dunn	FO	5-11	180	Sr.	Hanover, PA/Calvert Hall
31	Russell Melendez	A	6-1	210	Sr.	Severna Park, MD/Archbishop Spalding (Marq.)
32	Erik Chick	M	6-2	180	Fr.	Harwood, MD/St. Mary's
33	Casey McDermott	M	5-11	195	Sr.	Rochester, NY/Brighton
34	Hunter Chauvette	A	5-10	170	Fr.	Shaker Heights, OH/Lawrenceville
35	Mikey Trepeta	D	5-10	185	So.	Mt. Sinai, NY/Mt Sinai
36	Sam Teachout	M	6-3	205	Jr.	Dallas, TX/Jesuit Prep
37	Chuck Rawson	M	5-10	180	Fr.	Burlington, Ontario/Lawrenceville
39	Patrick Moore	G	6-0	180	Gr.	Birmingham, AL/Briarwood Christian (Lynchburg)
40	Garrett Degnon	A	6-4	215	Gr.	Harwood, MD/DeMatha
41	Philip Verdi	G	6-0	250	Fr.	Oyster Bay, NY/Chaminade
42	Zach Claiborne	SS	6-0	210	Fr.	Rolling Meadows, IL/Western Reserve Academy
43	Jeremiah Reen	M	6-2	205	Jr.	Pelham Manor, NY/Pelham Memorial
44	Beaudan Szuluk	D	6-2	210	Gr.	Avon, CT/Avon Old Farms (Lafayette)
45	Eric McDonald	SS	5-9	175	So.	Sarnia, Ontario/The Hill Academy
46	Patrick Deans	LSM	6-3	210	Sr.	Suwanee, GA/Lambert
47	Brackton Bowler	LSM	6-2	200	Jr.	Syracuse, NY/Christian Brothers Academy
48	Marcelo Arteaga	SS	6-1	195	Sr.	Miami, FL/Gulliver Prep
49	Ryan Evans	M	5-11	190	Sr.	Lutherville, MD/Boys' Latin
50	Alec Billings	SS	6-3	205	So.	Victoria, British Columbia/Royal Bay Secondary
51	Johnathan Peshko	M	6-4	200	Sr.	Etobicoke, Ontario/St. Michaels/Salisbury
52	Warry Colhoun	SS	6-0	200	Fr.	Baltimore, MD/Gilman
54	Charlie Hazard	LSM	5-11	185	Fr.	Wellesley Hills, MA/Belmont Hill
55	Jojo Todaro	SS	6-0	190	Jr.	Franklin Square, NY/Carey
66	Jack Charboneau	A/M	6-2	190	Jr.	Coquitlam, British Columbia/Blue Ridge
77	Hunter Jaronski	SS	5-11	180	Sr.	New Hope, PA/Academy of the New Church
87	Oran Galinas	G	6-4	225	So.	Waltham, MA/Middlesex (Ohio State)
88	Tripp Didden	D	6-2	200	So.	Morristown, NJ/Deerfield
89	Dan Sheppard	FO	6-0	190	Fr.	Franklin Lakes, NJ/Bergen Catholic
91	Max McCarthy	D	6-1	195	Fr.	Huntington, NY/St. Anthony's
92	Koleton Marquis	A	5-11	175	So.	Kahnawake Mohawk Territory/Don Bosco Prep
97	Vernon Cooke	A	6-0	195	Fr.	Nedrow, NY/Lafayette

Pronunciation Guide

4	Jimmy Ayers	Airs
6	Quintan Kilrain	Kill-rain
7	Dylan Bauer	Bower
10	Brandon Aviles	Uh-veal-es
14	Andrew Bigelow	Big-uh-low
15	Cody Ince	Like "mince"
17	Cameron Chauvette	Shaw-vet
20	Jakson Raposo	Ruh-pose-oh
22	Chayse Ierlan	Chase • Ur-lin
23	Jacob Angelus	Like Los "Angeles"
24	Gabe Sorichetti	Sore-uh-chet-ee
28	Jacob Stoebner	Stayb-nurr
29	Charlie Iler	Eye-lurr
34	Hunter Chauvette	Shaw-vet
35	Mikey Trepeta	Truh-pet-uh
40	Garrett Degnon	Deg-non
41	Philip Verdi	Vurr-dee
44	Beaudan Szuluk	Bow-din • Zul-uk
47	Brackton Bowler	Bow-lurr
48	Macello Arteaga	are-Taig-uh
55	Jojo Todaro	Tuh-darr-oh
66	Jack Charboneau	Shar-bon-oh
77	Hunter Jaronski	Juh-ron-ski
87	Oran Galinas	Juh-line-us
88	Tripp Didden	Did-in
92	Koleton Marquis	Coal-ton • Mar-key

Peter Milliman _____ Mill-uh-men
 John Crawley _____ Crawl-ee
 Jamison Koesterer _____ Kess-ter-urr

Coaching/Support Staff

Head Coach: **Peter Milliman**
 (4th season/Empire State '12)

Assistant Coaches: **John Crawley**
 (2nd season/Johns Hopkins '17)

Jamison Koesterer
 (4th season/Johns Hopkins '07)

Brian Kelly
 (1st season/Johns Hopkins '93)

Director of Lax Operations: **Jon Cohen**
 (4th season/UNLV '09)

Captains: Garrett Degnon
 Beaudan Szuluk

2024 Johns Hopkins Men's Lacrosse
Johns Hopkins Overall Team Statistics
All games (as of Mar 09, 2024)

Overall: 5-2 Conf: 0-0 Home: 2-1 Away: 3-0 Neut: 0-1

TEAM STATISTICS	JHU	OPP
SHOT STATISTICS		
Goals-Shot attempts	91-286	71-273
Goals scored per game	13.00	10.14
Shot pct.	.318	.260
Shots on goal-Attempts	170-286	159-273
SOG pct.	.594	.582
Shots/Game	40.9	39.0
Assists	56	48
MAN-UP OPPORTUNITIES		
Goals-Opportunities	8-21	12-31
Conversion Percent	.381	.387
GOAL BREAKDOWN		
Total Goals	91	71
Man-up	8	12
Man-down	1	0
Unassisted	35	23
Overtime	0	1
Goals scored average	12.94	10.09
GROUND BALLS	229	198
TURNOVERS	100	109
CAUSED TURNOVERS	59	39
FACEOFFS (W-L)	93-185	92-185
Faceoff W-L Pct.	.503	.497
CLEARs	127-142	127-150
Clear Pct.	.894	.847
PENALTIES		
Number	30	24
Minutes	26:30	17:00
SHOT CLOCK VIOLATIONS	15	7
ATTENDANCE		
Total	6757	8383
Dates/Avg Per Date	3/2252	3/2794
Neutral Site #/Avg	1/2522	

Goals by Period	1st	2nd	3rd	4th	OT	Total
Johns Hopkins	21	21	26	23	0	91
Opponents	18	17	18	17	1	71

Shots by Period	1st	2nd	3rd	4th	OT	Total
Johns Hopkins	69	75	74	67	1	286
Opponents	76	53	69	73	2	273

Saves by Period	1st	2nd	3rd	4th	OT	Total
Johns Hopkins	23	18	28	19	0	88
Opponents	19	27	17	16	0	79

Shots on Goal	1st	2nd	3rd	4th	OT	Total
Johns Hopkins	40	48	43	39	0	170
Opponents	41	35	46	36	1	159

2024 Johns Hopkins Men's Lacrosse
Johns Hopkins Overall Individual Statistics
All games (as of Mar 09, 2024)

Overall: 5-2 Conf: 0-0 Home: 2-1 Away: 3-0 Neut: 0-1

##	Player	gp-gs	g	a	pts	sh	sh%	sog	sog%	up	dn	qb	t/o	ct	faceoff	pct	pen-min
23	Jacob Angelus	7-7	13	17	30	22	.591	15	.682	0	1	6	14	0	-	-	-
40	Garrett Degnon	7-7	21	3	24	58	.362	31	.534	3	0	17	2	5	-	-	3-2.5
16	Matt Collison	7-3	11	4	15	34	.324	20	.588	3	0	2	7	0	-	-	1-0.5
31	Russell Melendez	7-7	7	6	13	32	.219	21	.656	1	0	3	5	2	-	-	1-0.5
7	Dylan Bauer	7-7	6	7	13	20	.300	14	.700	0	0	5	10	1	-	-	1-1.0
9	Brendan Grimes	7-2	7	4	11	19	.368	14	.737	0	0	3	5	0	-	-	-
34	Hunter Chauvette	7-1	9	1	10	24	.375	14	.583	1	0	0	3	0	-	-	1-1.0
51	Johnathan Peshko	7-5	6	2	8	23	.261	11	.478	0	0	4	4	2	-	-	-
4	Jimmy Ayers	7-0	4	2	6	13	.308	9	.692	0	0	3	3	1	-	-	-
33	Casey McDermott	7-1	2	2	4	6	.333	4	.667	0	0	9	5	0	-	-	1-1.0
25	Brooks English	4-1	1	3	4	6	.167	2	.333	0	0	3	1	0	-	-	-
77	Hunter Jaronski	7-0	1	1	2	2	.500	2	1.000	0	0	9	1	3	-	-	1-1.0
30	Tyler Dunn	6-0	1	0	1	2	.500	1	.500	0	0	13	0	0	22-50	.440	3-2.0
18	Scott V. Smith	7-7	1	0	1	2	.500	1	.500	0	0	25	7	6	-	-	4-4.5
20	Jakson Raposo	7-0	1	0	1	1	1.000	1	1.000	0	0	6	0	2	-	-	-
49	Ryan Evans	7-1	0	1	1	6	.000	3	.500	0	0	1	2	1	-	-	-
6	Quintan Kilrain	7-3	0	1	1	4	.000	2	.500	0	0	17	2	5	-	-	1-1.0
46	Patrick Deans	7-0	0	1	1	2	.000	2	1.000	0	0	10	0	6	-	-	-
12	Brett Martin	7-0	0	1	1	2	.000	2	1.000	0	0	11	1	3	-	-	1-0.5
22	Chayse Ierlan	7-7	0	0	0	3	.000	1	.333	0	0	12	3	1	-	-	-
5	Logan Callahan	7-0	0	0	0	3	.000	0	.000	0	0	39	2	1	71-135	.526	1-1.0
10	Brandon Aviles	6-0	0	0	0	2	.000	0	.000	0	0	8	0	6	-	-	4-3.5
48	Marcelo Arteaga	6-0	0	0	0	0	.000	0	.000	0	0	0	0	0	-	-	-
44	Beaudan Szuluk	7-7	0	0	0	0	.000	0	.000	0	0	19	3	10	-	-	1-1.0
28	Jacob Stoebner	7-4	0	0	0	0	.000	0	.000	0	0	2	0	3	-	-	4-4.5
17	Cameron Chauvette	2-0	0	0	0	0	.000	0	.000	0	0	1	0	0	-	-	-
15	Cody Ince	2-0	0	0	0	0	.000	0	.000	0	0	1	0	0	-	-	-
13	Luke Martin	3-0	0	0	0	0	.000	0	.000	0	0	0	0	0	-	-	-
11	Carson Brown	2-0	0	0	0	0	.000	0	.000	0	0	0	0	1	-	-	-
3	Stuart Phillips	7-0	0	0	0	0	.000	0	.000	0	0	0	1	0	-	-	-
2	Jack Webb	1-0	0	0	0	0	.000	0	.000	0	0	0	0	0	-	-	-
1	Nick Kaufman	2-0	0	0	0	0	.000	0	.000	0	0	0	0	0	-	-	-
Total		7	91	56	147	286	.318	170	.594	8	1	229	100	59	93-185	.503	30-26.5
Opponents		7	71	48	119	273	.260	159	.582	12	0	198	109	39	92-185	.497	24-17.0

##	Goalie	gp-gs	min	ga	gaavg	saves	pct	w	l	t	shots faced
2	Jack Webb	1-0	4:32	0	0.00	3	1.000	0	0	0	4
22	Chayse Ierlan	7-7	417:32	71	10.20	85	.545	5	2	0	269
Total		7	422:04	71	10.09	88	.553	5	2	0	273
Opponents		7	422:04	91	12.94	79	.465	2	5	0	286

Goals by Period	1st	2nd	3rd	4th	OT	Total
Johns Hopkins	21	21	26	23	0	91
Opponents	18	17	18	17	1	71

Saves by Period	1st	2nd	3rd	4th	OT	Total
Johns Hopkins	23	18	28	19	0	88
Opponents	19	27	17	16	0	79

Shots by Period	1st	2nd	3rd	4th	OT	Total
Johns Hopkins	69	75	74	67	1	286
Opponents	76	53	69	73	2	273

Attendance Summary	JHU	Opponent
Total	6757	8383
Dates/Avg Per Date	3/2252	3/2794
Neutral Site #/Avg	1/2522	

Shots on Goal	1st	2nd	3rd	4th	OT	Total
Johns Hopkins	40	48	43	39	0	170
Opponents	41	35	46	36	1	159

CLEARs: Johns Hopkins -- 127-142 .894, Opponents -- 127-150 .847.
MAN-UP OPPS: Johns Hopkins -- 8-21 .381, Opponents -- 12-31 .387.

2024 Johns Hopkins Men's Lacrosse
Johns Hopkins Team Game-by-Game
All games (as of Mar 09, 2024)

TEAM STATISTICS

Date	Opponent	Score	G	A	Pts	Sh	Sog	UP	DN	GB	TO	CT	Faceoff	Pen-Min
Feb 03, 2024	DENVER	12-13	12	7	19	35	20	0	0	21	15	3	12-26	4-4.5
Feb 06, 2024	TOWSON	13-5	13	10	23	43	23	2	0	40	16	10	13-21	0-0.0
Feb 10, 2024	Georgetown	11-9	11	6	17	44	22	0	0	28	13	9	15-23	2-3.0
Feb 17, 2024	LOYOLA	13-7	13	6	19	45	30	2	0	35	14	12	13-24	7-5.0
Feb 24, 2024	North Carolina	13-9	13	8	21	41	24	2	0	36	13	7	11-26	7-7.0
Mar 02, 2024	Virginia	16-14	16	10	26	42	27	1	1	44	15	11	20-34	4-3.0
Mar 07, 2024	Syracuse	13-14	13	9	22	36	24	1	0	25	14	7	9-31	6-4.0
		91-71	91	56	147	286	170	8	1	229	100	59	93-185	30-26.5
Opponent			71	48	119	273	159	12	0	198	109	39	92-185	24-17.0

TEAM PER-GAME

Games played: 7

Shots per game: 40.86; Goals per game: 13.00

Assists per game: 8.00; Points per game: 21.00

Shot pct: .318; SOG pct: .594

Faceoff W-L pct: .503; Clear pct: 0.894

Date	Opponent	Score	Minutes	GA	GAAvg	Saves	Save%	W	L	T	Faced
Feb 03, 2024	DENVER	12-13	62:04	13	12.57	12	.480	0	1	0	46
Feb 06, 2024	TOWSON	13-5	60:00	5	8.85	10	.667	1	0	0	29
Feb 10, 2024	Georgetown	11-9	60:00	9	8.90	11	.550	1	0	0	43
Feb 17, 2024	LOYOLA	13-7	60:00	7	8.43	11	.611	1	0	0	26
Feb 24, 2024	North Carolina	13-9	60:00	9	8.54	13	.591	1	0	0	40
Mar 02, 2024	Virginia	16-14	60:00	14	9.45	16	.533	1	0	0	43
Mar 07, 2024	Syracuse	13-14	60:00	14	10.09	15	.517	0	1	0	46
		91-71	422:04	71	10.09	88	.553	5	2	0	273
Opponent			422:04	91	10.09	79	.465	2	5	0	286

2024 Johns Hopkins Men's Lacrosse
Johns Hopkins Opponent Game-by-Game
All games (as of Mar 09, 2024)

OPPONENT STATISTICS

Date	Opponent	Score	G	A	Pts	Sh	Sog	UP	DN	GB	TO	CT	Faceoff	Pen-Min	
Feb 03, 2024	DENVER	12-13	13	7	20	46	25	2	0	24	9	3	14-26	3-1.5	
Feb 06, 2024	TOWSON	13-5	5	3	8	29	15	0	0	18	18	7	8-21	4-2.5	
Feb 10, 2024	Georgetown	11-9	9	4	13	43	20	2	0	30	15	5	8-23	2-1.0	
Feb 17, 2024	LOYOLA	13-7	7	6	13	26	18	1	0	27	20	5	11-24	4-2.5	
Feb 24, 2024	North Carolina	13-9	9	6	15	40	22	2	0	31	15	8	15-26	5-3.5	
Mar 02, 2024	Virginia	16-14	14	11	25	43	30	3	0	35	16	7	14-34	1-1.0	
Mar 07, 2024	Syracuse	13-14	14	11	25	46	29	2	0	33	16	4	22-31	5-5.0	
			71-91	71	48	119	273	159	12	0	198	109	39	92-185	24-17.0
Johns Hopkins				91	56	147	286	170	8	1	229	100	59	93-185	30-26.5

OPPONENT PER-GAME

Games played: 7

Shots per game: 39.00; Goals per game: 10.14

Assists per game: 6.86; Points per game: 17.00

Shot pct: .260; SOG pct: .582

Faceoff W-L pct: .497; Clear pct: 0.894

Date	Opponent	Score	Minutes	GA	GAAvg	Saves	Save%	W	L	T	Faced
Feb 03, 2024	DENVER	12-13	62:04	12	11.60	8	.400	1	0	0	35
Feb 06, 2024	TOWSON	13-5	60:00	13	12.29	10	.435	0	1	0	43
Feb 10, 2024	Georgetown	11-9	60:00	11	11.86	11	.500	0	1	0	44
Feb 17, 2024	LOYOLA	13-7	60:00	13	12.15	17	.567	0	1	0	45
Feb 24, 2024	North Carolina	13-9	60:00	13	12.32	11	.458	0	1	0	41
Mar 02, 2024	Virginia	16-14	60:00	16	12.93	11	.407	0	1	0	42
Mar 07, 2024	Syracuse	13-14	60:00	13	12.94	11	.458	1	0	0	36
			422:04	91	12.94	79	.465	2	5	0	286
Johns Hopkins				71	12.94	88	.553	5	2	0	273