

2021 JOHNS HOPKINS FOOTBALL

Game 10 | November 13, 2021 | 12 pm | Gill Stadium | Westminster, MD

JOHNS HOPKINS BLUE JAYS



Overall Record: 8-1
Centennial Record: 7-1
AFCA Rank: 17th
D3football.com Rank: 17th

Head Coach

Greg Chimera / Johns Hopkins '09

Overall Record: 16-4 (.800) / 3rd Season
Record at Hopkins: 16-4 (.800) / 3rd Season

MCDANIEL GREEN TERROR



Overall Record: 2-7
Centennial Record: 2-6
AFCA Rank: NR
D3football.com Rank: NR

Head Coach

Demarcus White / Iona '08

Overall Record: 5-14 (.263) / 2nd Season
Record at McDaniel: 5-14 (.263) / 2nd Season

2021 JOHNS HOPKINS SCHEDULE & RESULTS



STEVENS
Sept. 4 | **W/53-18**
Mustang Stadium



URSINUS
Sept. 11 | **W/49-21**
Homewood Field



JUNIATA
Sept. 18 | **W/77-0**
Knox Stadium



MORAVIAN
Sept. 25 | **W/54-6**
Rocco Calvo Field



FRANKLIN & MARSHALL
Oct. 2 | **W/66-10**
Homewood Field



#22/21 MUHLENBERG
October 15 | **L/6-21**
Scotty Wood Stadium



GETTYSBURG
October 23 | **W/50-0**
Musselman Stadium



#18/18 SUSQUEHANNA
October 30 | **W/38-17**
Homewood Field



DICKINSON
November 6 | **W/37-17**
Homewood Field



MCDANIEL
November 13 | 12 pm
Gill Stadium

The Game

« Johns Hopkins (8-1, 7-1 CC) wraps up the regular season as the Blue Jays make the short trip to Westminster to take on McDaniel (2-7, 2-6 CC).

A Look Back

« Johns Hopkins improved to 8-1 overall and 7-1 in the Centennial with a 37-17 victory over Dickinson in its regular season home finale last Saturday.

« McDaniel snapped a six-game losing streak with a 7-3 victory at Gettysburg last Saturday.

The Facts

« This is the 136th season of Johns Hopkins football. JHU first fielded a team in 1882.

« Johns Hopkins enters this week's game with an all-time record of 571-488-58 (.537).

« Since the start of the 2010 season, the Blue Jays are 108-18 (.857) overall and 89-9 (.908) in the Centennial Conference.

« Overall, JHU owns 14 Centennial Conference titles (all won since 2002) and has qualified for the NCAA Playoffs 10 times (all since 2005).

Oh Captain, My Captain

« In a vote of the team last spring, four players were selected to serve as captains of the 2021 Johns Hopkins football team.

« Graduate student **Macauley Kilbane** (DB) and seniors **Ross Andersson** (DB), **Joe Tischler** (DL) and **Emmett Turner** (TE) will lead the Blue Jays this season. This will be Kilbane's second season serving as a co-captain.

« Dating back to 1947, Kilbane is just the 14th player to serve as a captain more than once.

Poll Position

« Johns Hopkins will carry a pair of top-20 rankings into this week's game at McDaniel as the Blue Jays check in at #17 in both the AFCA and D3football.com Polls this week.

« Since the AFCA Poll debuted in 1999, this week's #17 ranking marks the 107th time JHU has been ranked in the top 25. More recently, the Blue Jays are in the top 25 for the 90th time in the last 98 polls dating back to 2011.

« Since the D3football.com Poll debuted in 2003, this week's #17 ranking marks the 121st time Johns Hopkins has appeared in the top 25.

MEDIA CENTER

Live Video _____ mcdanielathletics.com

Live Stats _____ mcdanielathletics.com

SOCIAL MEDIA

Twitter _____ @JHU_Football

_____ @HopkinsSports

Instagram _____ @Hopkinsfootball

_____ @HopkinsSports

Facebook _____ Johns Hopkins Football

JHU in the Polls

	AFCA	D3fb.com
Preseason	No Poll	RV
Week 1 (9-6)	No Poll	25th
Week 2 (9-13)	No Poll	21st
Week 3 (9-20)	14th	18th
Week 4 (9-27)	14th	15th
Week 5 (10-4)	13th	15th
Week 6 (10-11)	11th	14th
Week 7 (10-18)	21st	20th
Week 8 (10-25)	20th	20th
Week 9 (11-1)	18th	20th
Week 10 (11-8)	17th	17th

JOHNS HOPKINS

ATHLETIC COMMUNICATIONS

Director of Athletic Comm.: _____ Ernie Larossa

Larossa Office Phone: _____ 410/516-0552

Larossa Cell Phone: _____ 410/299-7437

Larossa Email: _____ elarossa@jhu.edu

Asst. Director of Ath. Comm.: _____ Jill Guise

Guise Office Phone _____ 410/516-0638

Athletic Communications Asst: _____ Jeff Jezewski

Jezewski Office Phone: _____ 410/516-0591

Coordinator of Digital Media: _____ TBA

Office Phone: _____ 410/516-3471

On the Web: _____ www.HopkinsSports.com

Things to Know - McDaniel

« McDaniel welcomes Johns Hopkins to Gill Stadium for the final game of the 2021 regular season. The Terror are coming off a 7-3 victory at Gettysburg that snapped a six-game losing streak.

« The Terror are literally two plays away from entering this week's game with a chance to finish .500 as they dropped a tough 18-14 decision to Ursinus and fell in double-overtime to Moravian, 37-31, during their six-game skid.

« Head coach **Demarcus White** and his staff are building with defense as the Terror have forced 18 turnovers, allow just 115.1 yards per game on the ground and have held five of nine opponents to 24 points or less, including league-leading Muhlenberg (23).

« Offensively, McDaniel is averaging just 12.0 points per game and has been held below 10 points five times in eight games. A young group has started to find its footing late in the season as the Terror are averaging 17 points per game over their last four outings.

Green Terror to Watch

John Allan Furgeson (Sr. • QB)

« Has thrown for 1,410 yards and five touchdowns against 11 interceptions on the year. Coming off a solid 21-of-33 performance at Gettysburg in which he threw for 200 yards, his second best total of the season.

Nah'Shon Godfrey (Gr. • FS)

« One of the top defensive players in the Centennial Conference - has played in all 29 games since the start of the 2018 season for McDaniel and 37 games in his career.

« Leads the team with 74 tackles and posted the 200th tackle of his career in the win at Gettysburg last Saturday.

Sam Welcher (Sr. • DL)

« Latest in a long line of outstanding defensive linemen that have come through the Green Terror program. Counts 8.5 sacks and 10 tackles for losses among his 37 tackles on the year. Ranks second in the Centennial Conference in sacks and 10th in TFLs.

McDaniel Schedule/Results

Sept.	4	@ Catholic	L/7-40
	11	Juniata *	W/27-9
	18	@ Franklin & Marshall *	L/0-35
	25	Muhlenberg *	L/0-23
Oct.	2	@ Dickinson *	L/6-24
	16	Ursinus *	L/14-18
	23	@ #19 Susquehanna *	L/16-45
	30	Moravian *	(OT) L/31-37
Nov.	6	@ Gettysburg *	W/7-3
	13	#17 Johns Hopkins *	12 pm

* Centennial Conference Game
Home Games Bold

I'm Honored

« After last week's win against Dickinson, a Johns Hopkins player grabbed the Centennial Conference Defensive Player of the Week Award for the fourth time this season.

« Senior DB **Nick Seidel** nabbed Defensive POW honors for the second time in as many weeks as he posted five tackles, had two interceptions, recovered a fumble and had one pass breakup to his credit in the victory.

On This Date

« Since 1950, Johns Hopkins has played nine games on November 13 and the Blue Jays have compiled a 4-5 record on this date.

« The Blue Jays have won their last two games played on this date as they scored 12-9 and 34-10 wins over McDaniel in 2004 and 2010, respectively.

The Race for the Boot

« The race for the Centennial Conference Championship title and possession of the coveted Boot comes down to the final week of the season with four teams still in contention to grab at least a share of the championship. Below is a look at the four teams still alive and the scenarios for each that are still in play:

Johns Hopkins: JHU grabs the outright title with a win and a Muhlenberg loss. The Blue Jays get a share if both teams have the same result this week.

Muhlenberg: Same as Johns Hopkins ... MC grabs the outright title with a win and a Johns Hopkins loss. The Mules get a share if both teams have the same result this week.

Susquehanna: The River Hawks get a share of the title with a win over Juniata and losses by Johns Hopkins and Muhlenberg.

Ursinus: The Bears can get a share of the title with a win over Dickinson and losses by Johns Hopkins and Muhlenberg.

The Race for the Bid

« The Centennial Conference champion receives an automatic bid to the NCAA Playoffs. In the case of co-champions, a tie-breaking procedure is in place to determine which team will earn the automatic bid.

« There are still several scenarios that can play out with one game remaining in the regular season. Below is a glance as the simplest possibility for each team that can still get a share of the conference title.

Johns Hopkins: The Blue Jays grab the automatic bid with a win and a Muhlenberg loss.

Muhlenberg: The Mules get the automatic bid a win over Moravian.

Susquehanna: The River Hawks' only chance at the automatic bid would be in a four-way tie situation that brings secondary criteria into the equation.

2021 Centennial Preseason Poll

Team	1st Place	
	Votes	Points
Muhlenberg	10	151
Johns Hopkins	5	144
Susquehanna	5	143
Franklin & Marshall	0	109
Dickinson	0	90
Ursinus	0	86
Moravian	0	73
McDaniel	0	45
Juniata	0	30
Gettysburg	0	29

Note - Poll includes head coaches and SIDs at each of the 10 schools. Coaches/SIDs not permitted to vote for their own team.

Series History

« Johns Hopkins and McDaniel are meeting for the 99th time in a series that dates to a 16-0 win by then Western Maryland in 1894.

« JHU leads the all-time series 58-35-5 and has won 19 straight against the Green Terror.

« The teams have met every year since 1947 except one (1963 game canceled after President Kennedy assassination).

« JHU topped then Western Maryland, 21-14, on November 10, 2001 to snap WMC's 33-game Centennial winning streak.

« Since the win in 2001, JHU has won 19 straight against the Terror, has scored at least 42 points in eight straight meetings and has held McDaniel to 14 points or less 13 times in those 19 games.

JHU Game Highs vs. McDaniel

Rushing:	252	Paul Ferreri	11-10-1990
Passing:	484	Hewitt Tomlin	11-12-2011
Receiving:	214	Bill Stromberg	11-15-1980

Last 10 Meetings

11-13-2010	JHU/34-10
11-12-2011	JHU/28-24
11-10-2012	JHU/49-7
11-16-2013	JHU/52-21
11-15-2014	JHU/48-17
11-14-2015	JHU/49-24
11-12-2016	JHU/48-28
11-11-2017	JHU/56-21
11-10-2018	JHU/42-17
11-16-2019	JHU/42-0

Ursinus: The Bears' only chance at the automatic bid would be in a four-way tie situation that brings secondary criteria into the equation.

Centennial-MAC Bowl Series

« The top three teams in the Centennial Conference and the Middle Atlantic Conference not selected for the NCAA Playoffs will compete in the 2021 Centennial-MAC Bowl Series on November 20.
« The #1 seed from each league will host a crossover game against the #2 seed from the other league. The number three teams in each league will play each other with the host school/league rotating each year.

Road Warriors

« This week's game at McDaniel will be the Blue Jays' sixth road game of the season. This is the first time Johns Hopkins has played six regular season road games since 2010.
« Johns Hopkins is 4-1 on the road this season and 28-6 on the road (regular season and playoffs) since the start of the 2015 season.

Before The Bye

« The game against F&M on Oct. 2 was the last game for the Blue Jays before their bye week. Including the win against the Diplomats and dating back to 2011, the Blue Jays are 45-3 in games played before their bye.
« The Centennial Conference went to the league-wide bye in the middle of the season in 2011.

After the Bye

« Dating back to 2011, when the Centennial Conference went to a league-wide bye in the middle of the season, Johns Hopkins is 43-4 in regular season games played after the bye week.
« In games played after the bye since 2011, and including last week's game against Dickinson, the Blue Jays are 20-3 in regular season games played on the road and 23-1 in regular season games played at home.

JHU Ranks Ninth in the Nation in Scoring

« Among Division III teams, Johns Hopkins enters this week's game against McDaniel ranked ninth in the nation in scoring offense at 47.8 points per game. JHU is one of just 11 NCAA Division III teams currently averaging more than 47 points per game.
« In addition to ranking ninth among Division III teams in scoring offense, the Blue Jays' 47.8 points per outing are tied for 12th among the 656 football-playing schools in the NCAA.

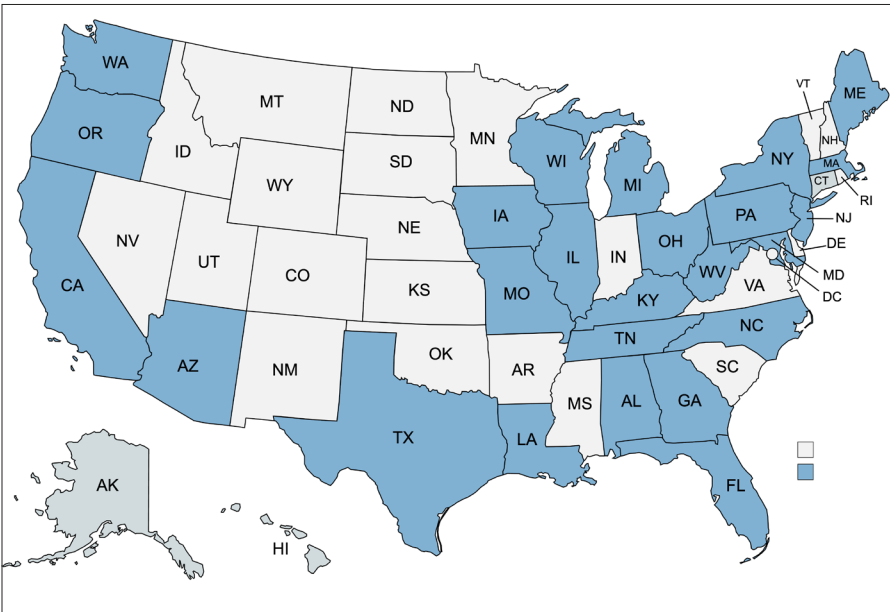
Scoring Notes of Interest

« Johns Hopkins has scored 430 points in its first nine games of the 2021 season. The 430 points already rank as the ninth-best single-season total in school history.
« In 36 quarters this season, the Blue Jays have scored 10 or more points in 21 of the 36 and 20 or more in eight of 36.
« JHU has scored 161 points in the second quarter and has outscored the opposition 82-10 in the first quarter and 106-21 in the third quarter.
« The 161 points Johns Hopkins has scored in the second quarter this season are more than 56 Division III teams, including four in the Centennial Conference, have scored all season.

State of Affairs

« The 95-man Johns Hopkins roster features players from 25 different states and one foreign country (Switzerland). The breakdown ...

Alabama - 1	Missouri - 2
Arizona - 1	New Jersey - 10
California - 11	New York - 5
Connecticut - 5	North Carolina - 3
Florida - 7	Ohio - 5
Georgia - 3	Oregon - 2
Iowa - 1	Pennsylvania - 7
Illinois - 7	Texas - 6
Kentucky - 1	Washington - 1
Louisiana - 1	West Virginia - 1
Maine - 1	Wisconsin - 1
Maryland - 4	
Massachusetts - 1	Switzerland - 1
Michigan - 5	



Tale of the Tape

JHU	Category	MC
8-1	Record	2-7
W3	Streak	W1
47.8	Points/Game	12.0
528.9	Total Offense	261.0
160.2	Rushing Offense	99.8
368.7	Passing Offense	161.2
12.2	Points Allowed/Game	26.0
255.1	Total Defense	367.6
70.4	Rushing Defense	115.1
184.7	Passing Defense	252.4
+11	Turnover Margin	+1
30:50	Time of Possession	29:30
43-51 (.843)	Red Zone Offense	14-21 (.667)
29 (220 yds.)	Sacks By	18 (90 yds.)
58-of-119 (.487)	3rd Down Conv.	47-of-132 (.356)

NCAA Scoring Offense (Division III)

Team (Division)	PPG
Central (IA) (III)	58.3
North Central (IL) (III)	56.8
Chicago (III)	52.7
Linfield (III)	52.6
Mary Hardin-Baylor (III)	52.3
Mount Union	50.4
Wheaton (IL)	48.8
Saint John's (MN)	48.4
Johns Hopkins (III)	47.8
Aurora	47.2

November Reign

- « Johns Hopkins is 41-5 in regular season games played in the month of November this century, including 22-2 since 2010.
- « The Blue Jays are 13-2 in their last 15 regular season road games in the month of November dating back to 2007.
- « JHU has not lost a regular season home game in the month of November since 2007. The Blue Jays have won 15 consecutive regular season home games in November since that loss to F&M in 2007.
- « In this century, Johns Hopkins is 22-2 in regular season home games in the month of November.

Scoring in All Three Phases

- « Johns Hopkins got two defensive touchdowns and had two kickoff returns for touchdowns in the 54-6 win at Moravian (Sept. 25). Add in a safety recorded by the defense, and 26 of JHU's 54 points did not come from the offense.
- « The last time JHU scored in all three phases (offense-defense-special teams) was in the 2018 season opener against Randolph-Macon.
- « The last time Johns Hopkins scored twice on defense in a game was on September 10, 2011, when the Jays returned two INTs for TDs.

Quite a Run

- « In the last 30 quarters and six minutes, Johns Hopkins has outscored the opposition 363-78.

Quite a Run - Part II

- « The Johns Hopkins defense has been on quite a run since late in the second quarter against Ursinus. Since then, the opposition has had 108 offensive possessions. Consider ...
- « Those 108 opponent possessions have ended with 1 safety, 6 touchdowns, 5 field goals, 12 interceptions, 10 fumbles lost, 9 turnovers on downs and 57 punts ... eight others ended with the conclusion of either the second or fourth quarter.

Defense Among the Centennial/National Leaders

- « The Blue Jay defense enters this week's game ranked among the best in the Centennial Conference and the NCAA in a number of statistical categories.
- « Through nine games, JHU ranks first in the Centennial in scoring defense (12.2), rushing defense (71.0), passing defense (184.7), total defense (255.7) and caused turnovers (25) and second in sacks (28).
- « Nationally, the Blue Jays rank 15th in rushing defense, 17th in scoring defense, 25th in total defense, sixth in opponent third-down percentage (.248) and tied for 15th in sacks.

Lethal Weapon Three

- « Johns Hopkins features one of the top wide receiver trios in the nation in **Harrison Wellmann**, **Quinn Revere** and **Ryan Hubley** - all three rank among the top five in the Centennial Conference in receptions and receiving yards.
- « Wellmann headlines the group as he has 69 receptions for 1,039 yards and 12 touchdowns, while Revere (58-829-8) and Hubley (61-722-3) are not far behind.
- « On the year, they have 2,590 combined receiving yards on 188 receptions with 23 touchdowns. They have more combined receptions and yards than all but one other *team* in the Centennial Conference.
- « Breaking it down by game, they have combined for 20 or more receptions in all but one game, have rolled up more than 300 receiving yards five times and accounted for four or more touchdowns in four different games.
- « Johns Hopkins is the only Division III team in the nation with three players with 58 or more receptions (JHU is actually the only team with more than one) and the only team with two more players with 825 or more receiving yards.

Starting QB Streak at 11

- « **Ryan Stevens** got his first career start at quarterback in the 53-18 season-opening win at Stevenson. With that, he became the first Blue Jay other than **David Tammaro** to start a game at quarterback since early in the 2017 season, when **Zack Baker** started a game at Dickinson.
- « Including that win and dating back to 2006, 11 consecutive Johns Hopkins quarterbacks have now won their first career start for the Blue Jays, a streak that started with **Shane Kibbe's** 21-14 win over Randolph-Macon early in that 2006 season.

Returning All-Centennial Selections

- « Johns Hopkins returns three players who earned All-Centennial Conference honors in 2019 in graduate students **Macauley Kilbane** (DB) and **Ryan Hubley** (WR) and senior **Harrison Wellmann** (WR).
- « Kilbane earned First Team All-CC in 2018 and 2019, while Hubley was a first team selection in 2018 and a second team honoree in 2019; Wellmann was a first team honoree in 2019.

JHU's Starting QB Debuts (Since 2006)

Shane Kibbe	_____	@ RMC (2006), W/21-14
Michael Murray	_____	Muhlenberg (2006), W/10-7
Max Islinger	_____	McDaniel (2007), W/31-3
Tyler Porco	_____	St. Lawrence (2008), W/34-3
Hewitt Tomlin	_____	@ RMC (2008), W/39-31 (3OT)
Robbie Matey	_____	Muhlenberg (2011), W/27-17
Braden Anderson	_____	RMC (2014), W/42-3
Jonathan Germano	_____	@ RMC (2015), W/52-17
David Tammaro	_____	@ Washington & Lee (W/32-29 (OT))
Zack Baker	_____	@ Dickinson (2017), W/41-10
Ryan Stevens	_____	@ Stevenson (2021), W/53-18

Returning D3football.com All-South Honorees

« In addition to earning All-Centennial honors in 2019, Macauley Kilbane (2nd Team) and Harrison Wellmann (3rd Team) also earned D3football.com All-South honors that year as well.

It's All Academic - Part I

« Johns Hopkins led Division III and tied Stanford for the national lead among all NCAA schools with four CoSIDA Academic All-America selections in 2020-21 (AAA teams were selected with career statistics the primary criteria instead of season statistics in 2020-21 due to COVID-19 limiting or eliminating some teams' seasons).

« **Ryan Hubley** (WR) and **Macauley Kilbane** (DB) were named First Team CoSIDA Academic All-Americans, while **Ross Andersson** (DB) and **Jacob Fetterolf** (OL) were second team selections.

« The four Academic All-America selections are the most in school history, topping the three AAAs Johns Hopkins produced in 2011, 2013, 2015, 2016 and 2017.

« The four AAA selections for the football team were part of a haul of 18 CoSIDA Academic All-Americans Johns Hopkins produced across all of its athletic programs in 2020-21 ... the 18 are a school record for one year (previous record was 13 in 2013-14).

Close Calls

« Since the start of the 2013 season, Johns Hopkins has lost a total of 12 games. Those 12 losses have come by a total of 71 points with setbacks by five, three, five, seven, four, three, two, eight, one, three and 15 points (twice). Translation, 10 of Johns Hopkins' 12 losses since the start of the 2013 season have come by a touchdown or less.

On a Roll

« Johns Hopkins is 96-7 in its last 103 regular season games dating back to late in the 2010 season.

« The Blue Jays are 105-15 in their last 120 games overall since late in the 2010 season.

« Dating back farther, Johns Hopkins is 171-43 (.799) since the start of the 2002 season, 177-46 (.794) since the start of the 2001 season and 182-51 (.781) since the start of the 2000 season.

At Home at Homewood

« Since the start of the 2010 season, the Blue Jays are 57-7 (.891) at Homewood Field.

« Johns Hopkins had won 12 consecutive games at Homewood Field before the loss on September 14, 2019 against Susquehanna. This is tied for the longest home winning streak in school history. JHU previously won 12 straight games at home from 2014-15.

Most CoSIDA AAAs (2011-2020) (Division III Football Teams)

Team	Academic All-Americans
Johns Hopkins	25
Carnegie Mellon	19
MIT	18
Rose-Hulman	17
Mount Union	14
Case Western	13
Washington St. Louis	12
St. Scholastica	10

The above are the only Division III football teams in the nation with 10 or more CoSIDA Academic All-Americans since 2011.

2021 Honors/Awards

Quinn Revere (Gr./WR) - Centennial Conference Offensive Player of the Week (10-24)

Luke Schuermann (So./DE) - Centennial Conference Defensive Player of the Week (9-26)


Nick Seidel (Sr./DB) - Centennial Conference Defensive Player of the Week (10-31, 11-7)

Ryan Stevens (Jr./QB) - Centennial Conference Offensive Player of the Week (9-5, 9-12), D3football.com Team of the Week (9-5, 9-12)

Harrison Wellmann (Sr./WR) - Centennial Conference Special Teams Player of the Week (9-26), D3football.com Team of the Week (9-26)

Danny Wolf (Jr./RB) - Centennial Conference Offensive Player of the Week (10-31)



Finn Zechman (Sr./DB) - Centennial Conference Defensive Player of the Week (9-5)





RYAN HUBLEY
WR | Johns Hopkins University

This Mayo Clinic Comeback Player of the Year nominee fractured his right fibula and left collarbone on the same play in the sixth game of the 2019 season. The native of Malvern, PA opened this season with 100-yards receiving in two of the first three games. Through eight games 5-foot-7, 165-pound wideout has 52 receptions for 651 yards and three TDs.

NOMINEE
MAYO CLINIC
COMEBACK PLAYER
OF THE YEAR
2021

Comeback-Player.com

Offensive Player Notes of Interest**Ryan Hubley (Gr. • WR)**

« Second on the team in receiving with 61 receptions for 722 yards and three touchdowns.

« Ranks sixth in school history in receptions (214), ninth in receiving yards (2,451) and tied for 16th in touchdown receptions (14).

« Has at least three receptions in 32 straight games and 35 of the 36 he's played in during his career.

« A nominee for the 2021 Mayo Clinic Comeback Player of the Year Award after having his 2019 season ended with a broken leg and broken collarbone suffered on the same play against Franklin & Marshall (game 6).

Will Leger (Fr. • TE)

« Got the start at tight end in the season opener at Stevenson and responded with four receptions for 37 yards. Included in his career-opening effort was a three-yard touchdown reception just before halftime that gave JHU a 27-3 lead.

« Added one reception in each of the next three games and now has seven catches for 58 yards and one TD in five games.

Ryan Stevens (Jr. • QB)

« Is 230-of-335 (.687) for 3,019 yards and 24 touchdowns against six interceptions through nine games.

« Fourth player in school history to throw for 3,000+ in a season. His 3,019 yards thus far rank fifth in school history.

« Ranks third in the nation in passing yards per game (335.4), sixth in total offense (340.9), 22nd in pass efficiency (164.4), 13th in completion percentage (.687) and 22nd in TD passes (24).

« Went 31-of-46 for 483 yards with 5 TDs against 1 INT in the season opener against Stevenson.

« 483 passing yards is the most ever by a JHU quarterback in a season opener and the third-best total in school history.

« Five TD passes are the most in an opener for a JHU QB since Jon Germano had five at Randolph-Macon in 2015.

« Followed up effort in opener by going 22-of-25 (.880) for 364 yards with six TDs and one INT in a 49-21 win over Ursinus.

« Went 24-of-36 for 358 yards with three TDs in a 77-0 win at Juniata and was 27-of-37 for 276 yards with one TD and one INT at Moravian.

« Wrapped up first half of season by going 23-of-35 for 376 yards with one TD and added 24 rushing yards for 400 yards of total offense against F&M.

« Was 26-of-48 for 275 yards with no touchdowns and two INTs at #22 Muhlenberg.

« Fueled 50-0 win at Gettysburg by going 27-of-43 for 366 yards and five touchdowns.

« Led the way in the 38-17 win over 18th-ranked Susquehanna as he was 27-of-35 for 268 yards and one TD.

« Turned in a 23-of-30 showing for 253 yards and two TDs against one INT against Dickinson.

« The 483 passing yards against Stevenson are the most ever by a left-handed QB in Centennial Conference history (Michael McCabe - Muhl. 471 vs. DC - 1999).

« Named Centennial Conference Offensive Player of the Week and to the D3football.com Team of the Week after wins against Stevenson and Ursinus.

Quinn Revere (Gr. • WR)

« Third on the team in receiving with 58 receptions for 829 yards and eight touchdowns.

« Enjoyed a memorable first game as a Blue Jay with seven receptions for 126 yards and one touchdown in the 53-18 season-opening victory at Stevenson.

« The 126 receiving yards are the most by a Johns Hopkins player in his first game since Sam Skinner had 137 against FDU-Madison on September 13, 1996.

« Came back with six receptions for 115 yards and one touchdown (60 yards) in a 49-21 win over Ursinus, added six receptions for 112 yards and two scores against Juniata and had a career-best nine receptions for 107 yards at Moravian.

« Added seven receptions for 68 yards against F&M.

« Centennial Conference Offensive Player of the Week after totaling nine receptions for 166 yards and two TDs at Gettysburg, was 8-66-1 in a 38-17 win over #18 Susquehanna and 5-58-1 in a 37-17 win over Dickinson.

« Four consecutive 100-yard receiving games to start the season tied the JHU record (Bill Stromberg/1980-81) - Revere is the first to have four straight 100-yard receiving games in one season.

Harrison Wellmann (Sr. • WR)

« Leads the team in receiving with 69 receptions for 1,039 yards and 12 touchdowns.

« Had scored at least two touchdowns in five straight games dating back to last season before scoring just once against F&M. Still, has scored 16 TDs in last 10 games (14 receiving / 2 KOR).

« Ranks seventh in the nation in receiving TDs (12), 11th in receptions per game (7.7) and eighth in receiving yards per game (115.4).

« Posted 11 receptions for 230 yards and two touchdowns in the 53-18 season-opening victory at Stevenson.

« The 230 receiving yards are a career high and the third-highest single-game total in school history.

« Came back with eight receptions for 68 yards and a career-high three touchdown receptions in a 49-21 win over Ursinus and added 10 receptions for 142 yards and two scores at Juniata.

« Had seven receptions for 72 yards and returned two kickoffs for touchdowns (90, 73) in a 54-6 win at Moravian. Named Centennial Special Teams Player of the Week for his effort, which set a JHU record and tied an NCAA Division III record for kickoff returns for a TD in a game.

« Counted nine receptions for 180 yards and one TD in a win against F&M and had five receptions for 84 yards at #22 Muhlenberg.

« Rang up six receptions for 92 yards and three TDs in a 50-0 win at Gettysburg.

« Boosted his career totals to 167 receptions for 2,563 yards and 29 touchdowns by going 7-98-1 in a 37-17 win over Dickinson.

« Ranks seventh in school history in career receiving yards, 10th in receptions, third in touchdown receptions and fourth in kickoff return yards (1,010).

Danny Wolf (Jr. • RB)

« Leads the team in rushing with 141 carries for 713 yards and 15 touchdowns and has 13 receptions for 155 yards and one TD.

« Led the Blue Jays in rushing with 11 carries for 45 yards against Stevenson and added one reception for 18 yards in the victory.

« Came back with nine carries for 63 yards and one TD (27 yards) and added a 22-yard reception against Ursinus and added 55 yards with one touchdown on 10 carries at Juniata.

« Had 13 carries for 49 yards and two TDs and two receptions for 35 yards and one TD in a 54-6 win at Moravian.

« Set JHU single-game record with 5 rushing & overall TDs in a win against F&M, when he rushed 21 times for a career-high 129 yards.

« Rushed 20 times for 83 yards and a TD and had a career-high five receptions for 26 yards against 22nd-ranked Muhlenberg.

« Fueled 38-17 win over 18th-ranked Susquehanna as he rushed 26 times for a career-high 140 yards and four touchdowns and came back and went 18-96-1 in a 37-17 win over Dickinson.

« Has touched the ball 195 times on offense in his career (176 rushes, 19 receptions) and has 22 touchdowns - one every 8.9 touches.

Defensive Player Notes of Interest**Ross Andersson (Sr. • DB)**

« Has 24 tackles and one interception.

« Posted four tackles and had one interception in the season opener at Stevenson. Returned INT 27 yards to set up a Blue Jay touchdown late in the first half that gave JHU a 27-3 lead.

« Added four tackles in the 49-21 win over Ursinus and five tackles in wins at Juniata and Moravian.

« Recorded four tackles, including one TFL, in the win against F&M.

« Recorded the 75th tackle of his career at Juniata and needs 13 to reach 100 for his career.

Matt Dubois (Jr. • LB)

« Has 28 tackles, 1.5 sacks, 3.5 TFLs, one interception and two pass breakups.

« Posted a career-high five tackles against Ursinus and added three in wins against Stevenson, Moravian and F&M. Matched personal best with five tackles against #22 Muhlenberg.

« Had four tackles, including one for a loss and half a sack, in a 50-0 win at Gettysburg.

« Had the first interception of his career in the win against F&M and added four tackles in the 38-17 win against #18 Susquehanna.

Macauley Kilbane (Sr. • DB)

« Fifth on the in tackles (35) and has three INTs, one forced fumble, two fumble recoveries and one PBU.

« Rang up eight tackles and had one pass breakup in the season opener against Stevenson.

« Posted eight tackles, including one TFL, and one interception in the 49-21 win over Ursinus and came back with one tackle and one INT at Juniata.

« Had four tackles and forced and recovered a fumble at Moravian and added a team-high seven tackles at #22 Muhlenberg.

« Last tackle against Stevenson was the 150th of his career and his PBU was the 23rd of his career. Since 2001, his 23 pass breakups rank second at Johns Hopkins (Sam Eagleson (2008-11) had 27).

« Notched 175th career tackle in a 50-0 win at Gettysburg and now has 177.

Luke Schuermann (So. • DL)

« Ranks eighth on the team in tackles (29) and leads the Centennial Conference in sacks (11.0) and tackles for loss (15.0) despite missing a game.

« Ranks fourth in the nation in sacks per game (1.38) and 12th in TFLs/game (1.9).

« Centennial Defensive Player of the Week after ringing up five tackles, three TFLs and two sacks at Moravian. Forced a fumble on one of his sacks that was scooped up by Nick DiFiore and returned 44 yards for a touchdown.

« Posted three tackles, including two sacks, at #22 Muhlenberg.

« Registered five tackles, including 2.5 sacks, and one forced fumble in a 38-17 win over #18 Susquehanna and added three tackles, including 1.5 sacks, in a 37-17 win over Dickinson.

Isaac Scoville (Sr. • DB)

« Has 18 tackles, three pass breakups, one interception and one fumble recovery in nine starts at CB.

« Notched three tackles in wins against Stevenson, Ursinus and Moravian.

« Added three tackles and his first interception of the season at #22 Muhlenberg.

Nick Seidel (Sr. • DB)

« Ranks fourth on the team with 37 tackles and has four PBUs, two interceptions, two TFLs, one sack, one FF and one FR in six games played.

« Paced the Blue Jays with nine tackles in the season-opening win against Stevenson.

« Tied for the team lead with eight tackles and added two PBUs in the 49-21 win over Ursinus.

« Missed games against Moravian, F&M and Muhlenberg before returning at Gettysburg. Finished with five tackles, including one TFL, against the Bullets.

« Centennial Defensive Player of the Week after ringing up nine tackles, one sack, one FF and one PBU in a 38-17 win over #18 Susquehanna.

« Repeated as CC DPOW after totaling five tackles, two interceptions, one FR and one PBU in a 37-17 win over Dickinson.

« Led the Blue Jays in tackles in 2019 with 81 and now has 162 in his career.

Joe Tischler (Sr. • DL)

« JHU's most experienced defensive linemen as he's played in 31 games in his career.

« Ranks second on the team and first among defensive linemen with 40 tackles on the year. Tied for the team-lead with two FR.

« Notched two tackles at Stevenson and added five tackles, including half a sack, and one fumble recovery, in the 49-21 win over Ursinus.

« Posted two tackles at Juniata, six at Moravian, three against F&M and five at #22 Muhlenberg.

« Tied for the team-lead with six tackles against Gettysburg and added six tackles and one fumble recovery (which he returned 28 yards to set up a Blue Jay touchdown) in a 38-17 win over #18 Susquehanna.

« Has 76 tackles, including 8.5 TFLs and 4.5 sacks, in his career.

Duncan Van Kouteren (Sr. • LB)

« Leads the team-lead in tackles (43) through nine games.

« Made the first start of his career in the season-opening win at Stevenson and posted a then career-high seven tackles.

« Matched seven-tackle effort in the 49-21 win over Ursinus ... had one TFL against the Bears and added two tackles against Juniata.

« Posted five tackles, including one for a loss,

and one PBU in a 54-6 win at Moravian and added four tackles at 22nd-ranked Muhlenberg.

« Tied for the team-lead in tackles (6) and added half a sack in a 50-0 win at Gettysburg.

« Posted eight tackles and had one fumble recovery in a 38-17 win over #18 Susquehanna and added two tackles and a FF in a 37-17 win over Dickinson.

« Led JHU in special teams tackles in 2019 with 12.

Finn Zechman (Sr. • DB)

« Ranks third on the team in tackles (39) and leads the team in PBUs (7) and interceptions (4).

« Enjoyed one of the strongest games of his career in the win against Stevenson with five tackles, one interception, one forced fumble and two pass breakups.

« Named the Centennial Conference Defensive Player of the Week for his effort against the Mustangs.

« Posted four tackles and three PBUs in the 49-21 win over Ursinus, added five tackles at Juniata and seven along with an interception at Moravian.

« Capped first half of the season with two tackles and one INT in the win against F&M.

« Rang up career-high eight tackles and added one interception and one pass breakup in a 38-17 win over #18 Susquehanna.

In the Record Book**Career Receptions**

1.	Bradley Munday	2013-16	268
2.	Dan Wodicka	2010-13	260
3.	Bill Stromberg	1978-81	258
4.	Anthony Triplin	2003-06	229
5.	Sam Wernick	2008-11	228
6.	Ryan Hubley	Active	214
7T.	Tucker Michels	2007-10	192
	Zach Baylin	1998-2001	192
9.	Joe Richards	1990-93	185
10.	Harrison Wellmann	Active	167

Career Receiving Yards

1.	Bill Stromberg	1978-81	3,776
2.	Dan Wodicka	2010-13	3,148
3.	Bradley Munday	2013-16	3,037
4.	Sam Wernick	2008-11	3,023
5.	Joe Richards	1990-93	2,988
6.	Luke McFadden	2015-18	2,718
7.	Harrison Wellmann	Active	2,563
8.	Anthony Triplin	2003-06	2,554
9.	Ryan Hubley	Active	2,451

Career TD Receptions

1.	Bill Stromberg	1978-81	39
2.	Sam Wernick	2008-11	30
3.	Harrison Wellmann	Active	29

Career Kickoff Return Yards

1.	Bruce Kane	1977-80	1,259
2.	Hari Lymon	1992-95	1,131
3.	Sam Wernick	2008-11	1,120
4.	Harrison Wellmann	Active	1,010

Career Highs - Offense ...**- Quarterbacks -****Wes Glime**

Attempts	9, vs. Ursinus (2021)
Completions	5, vs. Ursinus (2021)
Passing Yards	30, vs. Ursinus (2021)
TD Passes	None
Long Completion	20, vs. Ursinus (2021)
Rushing Yards	21, vs. Ursinus (2021)
Long Rush	14, vs. Ursinus (2021)

Bay Harvey

Attempts	8, @ Gettysburg (2021), @ Juniata (2021)
Completions	8, @ Juniata (2021)
Passing Yards	120, @ Juniata (2021)
TD Passes	2, @ Juniata (2021)
Long Completion	36T, @ Juniata (2021)
Rushing Yards	50, @ Moravian (2021)
Long Rush	18, @ Moravian (2021)

Charlie Katz

Attempts	2, vs. Gettysburg (2019)
Completions	2, vs. Gettysburg (2019)
Passing Yards	55, vs. Gettysburg (2019)
TD Passes	1, vs. Gettysburg (2019)
Long Completion	56T, vs. Gettysburg (2019)
Rushing Yards	18, vs. Gettysburg (2019)
Long Rush	18, vs. Gettysburg (2019)

Ryan Stevens

Attempts	48, @ #22 Muhlenberg (2021)
Completions	31, @ Stevenson (2021)
Passing Yards	483, @ Stevenson (2021)
TD Passes	6, vs. Ursinus (2021)
Long Completion	64T, @ Stevenson (2021)
Rushing Yards	24, vs. F&M (2021)
Long Rush	19, vs. F&M (2021)
Rushing TDs	1, vs. Gettysburg (2019)

- Running Backs -**Jacob Chapman**

Rushing Attempts	9, vs. Ursinus (2021)
Rushing Yards	37, vs. F&M (2021)
Longest Rush	16, @ Stevenson (2021)
Rushing TDs	1, vs. Dickinson (2021)

Cole Peters

Rushing Attempts	4, @ Juniata (2021)
Rushing Yards	58, @ Juniata (2021)
Longest Rush	31, @ Juniata (2021)

Spencer Uggle

Rushing Attempts	9, @ Stevenson (2021)
Rushing Yards	60, @ Juniata (2021)
Longest Rush	46, @ Juniata (2021)
Rushing TDs	2, @ Juniata (2021)
Receptions	1, Three Times

Andrew Rich

Rushing Attempts	5, @ GC (2021) @ Juniata (2021)
Rushing Yards	45, @ Gettysburg (2021)
Longest Rush	31T, vs. F&M (2021)
Rushing TDs	1, vs. F&M, @ Juniata (2021)

Aaron Winston

Rushing Attempts	2, Twice (2021)
Rushing Yards	22, @ Juniata (2021)
Longest Rush	21, @ Juniata (2021)
Rushing TDs	1, @ Juniata (2021)

Danny Wolf

Rushing Attempts	26, vs. #18 Susquehanna (2021)
Rushing Yards	147, vs. #18 Susquehanna (2021)
	129, vs. F&M (2021)
Longest Rush	52T, vs. F&M (2021)
Rushing TDs	* 5, vs. F&M (2021)
Receptions	5, @ #22 Muhlenberg (2021)
Receiving Yards	52, @ Stevenson (2019)
Long Reception	49, @ Stevenson (2019)
TD Receptions	1, @ Moravian (2021)

- Tight Ends / Wide Receivers -**Artie Collins**

Receptions	4, @ Stevenson (2021)
Receiving Yards	53, @ Stevenson (2021)
Long Reception	34, vs. #18 Susquehanna (2021)
Touchdown Receptions	1, @ Gettysburg (2021)
	@ Stevenson (2021)

Bailey Finkelberg

Receptions	1, Five times
Receiving Yards	27, vs. F&M (2021)
Long Reception	27T, vs. F&M (2021)
TD Receptions	1, vs. F&M (2021)

Ryan Hubley

Receptions	12, vs. Susquehanna (2019)
	12, @ F&M (2018)
Receiving Yards	161, vs. Susquehanna (2019)
	161, vs. #22 Muhlenberg (2018)
Long Reception	57, vs. Ursinus (2021)
Touchdown Receptions	2, vs. Ursinus (2021)
	2, @ Juniata (2018)
Kickoff Return Yards	86, @ W&L (2017)
Long KOR	33, @ W&L (2017)
All-Purpose Yards	202, vs. Susquehanna (2019)

Lance Large

Receptions	4, @ Dickinson (2019)
Receiving Yards	51, @ Dickinson (2019)
Long Reception	26, @ #6 Muhlenberg (2019)

Will Leger

Receptions	4, @ Stevenson (2021)
Receiving Yards	37, @ Stevenson (2021)
Long Reception	18, @ Stevenson (2021)
Touchdown Receptions	1, @ Stevenson (2021)

Chris Pantelis

Receptions	1, Twice
Receiving Yards	23, @ Juniata (2021)
Long Reception	23, @ Juniata (2021)

Quinn Revere

Receptions	9, @ Gettysburg (2021)
	9, @ Moravian (2021)
Receiving Yards	166, @ Gettysburg (2021)
Long Reception	60T, vs. Ursinus (2021)
TD Receptions	2, @ Gettysburg (2021)
	@ Juniata (2021)

EJ Talarico

Receptions	1, @ Juniata (2021)
Receiving Yards	25, @ Juniata (2021)
Long Reception	25, @ Juniata (2021)

PJ Scales

Receptions	3, vs. Ursinus (2021)
Receiving Yards	14, @ Gettysburg (2021)
Long Reception	8, @ Gettysburg (2021)

Emmett Turner

Receptions	8, @ #1 Mount Union (2018)
Receiving Yards	69, vs. F&M (2019)
Long Reception	39, vs. Ursinus (2018)
Touchdown Receptions	1, vs. F&M (2019)
	1, vs. #22 Muhlenberg (2018)

Harrison Wellmann

Receptions	16, @ #6 Muhlenberg (2019)
	11, @ Stevenson (2021)
	10, @ Juniata (2021), 10, @ McDaniel (2019)
	9, vs. F&M (2021), 9, vs. Gettysburg (2019)
	8, vs. Ursinus (2021), 8, @ Dickinson (2019)
Receiving Yards	230, @ Stevenson (2021)
	224, vs. Gettysburg (2019)
	189, @ #6 Muhlenberg (2019)
	180, vs. F&M (2021)
	142, @ Juniata (2021), 142, @ Dickinson (2019)
Long Reception	75T, @ #6 Muhlenberg (2019)
	64T, @ Stevenson (2021)
	64T, @ Ursinus (2019)
	60T, vs. F&M (2021)
	59, @ Stevenson (2021)
	58T, vs. Moravian (2019), 52T vs. Gettysburg (2019)
	52, vs. Gettysburg (2019), 51T, vs. Dickinson (2021)
	48T, @ Juniata (2018)
Touchdown Receptions	3, @ Gettysburg (2021)
	3, vs. Ursinus (2021)
Kickoff Returns	4, @ #24 Randolph-Macon (2019)
Kickoff Return Yards	163, @ Moravian (2021)
	156, @ Dickinson (2019)
Long KOR	* 95T, @ Dickinson (2019)
	90T, @ Moravian (2021)
	87, @ #1 Mount Union (2018)
	73T, @ Moravian (2021)
All-Purpose Yards	298, @ Dickinson (2019)
	292, @ #6 Muhlenberg (2019)

Career Highs - Defense ...

Zach Allen

Tackles1, Seven Times

Jacob Allsup

Tackles4, vs. Moravian (2019)

Ross Andersson

Tackles11, @ Ursinus (2019)
Interceptions1, @ Stevenson (2021)
1, @ Dickinson (2019), 1, vs. Susquehanna (2019)
1, @ #24 Randolph-Macon (2019)

Chris Bedell

Tackles4, @ #22 Muhlenberg (2021)
Tackles for Loss1.5, vs. Ursinus (2021)
Sacks1, @ Moravian (2021)
1, @ Juniata (2021), @ Stevenson (2021)

Oliver Craddock

Tackles3, vs. Dickinson (2021), 3, @ Juniata (2021)
3, @ Stevenson (2021)

Carson Currie

Tackles4, @ Stevenson (2021)

Nick DiFiore

Tackles7, vs. #18 Susquehanna (2021)
Tackles for Loss4.0, vs. Dickinsons (2021)
Sacks2.5, vs. Dickinson (2021)

Matt Dubois

Tackles5, @ #22 Muhlenberg (2021)
5, vs. Ursinus (2021)
Interceptions1, vs. F&M (2021)

Thomas Grehan

Tackles1, @ Juniata (2021)

Chris James

Tackles7, vs. Gettysburg (2019)
Pass Breakups2, @ Moravian (2018)
Interceptions1, vs. #22 Muhlenberg (2018)

Macauley Kilbane

Tackles10, @ #10 W&J (2017)
Tackles For Loss1.0, Six Times
Interceptions1, @ Juniata (2021)
1, vs. Ursinus (2021)
1, @ #24 Randolph-Macon (2019)
1, @ #6 Frostburg St. (2018), 1, vs. Ursinus (2018)
1, vs. Randolph-Macon (2018)
1, @ Washington & Lee (2017)

Matthew Konkol

Tackles2, @ Juniata (2021)

Jameson Lajoie

Tackles3, @ Moravian (2021)
3, vs. Ursinus (2021)
Interceptions1, vs. #18 Susquehanna (2021)

Michael Linguadoca

Tackles4, @ Moravian (2021)
Interceptions1, vs. #18 Susquehanna (2021)

Tommy Romond

Tackles1, @ Moravian (2021), @ Juniata (2021)

Loic Sangwa

Tackles1, @ Moravian (2021), @ Juniata (2021)

Isaac Scoville

Tackles3, Six Times

Luke Schuermann

Tackles6, @ Juniata (2021)
Tackles for Loss3.0, @ Juniata (2021)
Sacks2.5, vs. #18 Susquehanna (2021)
2.0, @ #22 Muhlenberg (2021)
2.0, @ Moravian (2021), @ Juniata (2021)

Nick Seidel

Tackles11, @ Stevenson (2019)
Tackles for Loss2.5, @ #6 Muhlenberg (2019)
Interceptions2, vs. Dickinson (2021)

Aaron Shapiro

Tackles5, vs. F&M (2021)

Joe Tischler

Tackles6, vs. #18 Susquehanna (2021)
6, @ Gettysburg, 6, @ Moravian (2021)
Sacks2.0, @ Dickinson (2019)
Tackles for Loss2.0, @ Dickinson (2019)

Jake Vall-Ilobera

Tackles5, @ Gettysburg (2018)
Sacks2.0, @ #1 Mount Union (2018)

Duncan Van Kourteren

Tackles8, vs. #18 Susquehanna (2021)
7, vs. Ursinus (2021), 7, @ Stevenson (2021)

Finn Zechman

Tackles8, vs. #18 Susquehanna (2021)
7, @ Moravian (2021)
Interceptions1, Six Times
(Most Recent) vs. #18 Susquehanna (2021)

The Last Time Johns Hopkins ...**Total Offense****JHU had 400 yards of total offense:**

445, vs. Dickinson (2021)

JHU had 400 yards of TO in 2+ straight games:

560, @ Gettysburg (2021), 417 vs #18 Susquehanna (2021), 445, vs. Dickinson (2021)

JHU had 400 yards of TO in 3+ straight games:

560, @ Gettysburg (2021), 417 vs #18 Susquehanna (2021), 445, vs. Dickinson (2021)

JHU had 400 yards of TO in 12+ straight games (22 games)

490, @ Juniata (10-3-2015), 493 vs. Dickinson (10-16-2015), 430, @ Gburg (10-24-2015), 536, vs. Ursinus (10-31-2015), 576, vs. F&M (11-7-2015), 502, @ McDaniel (11-14-2015), 535, vs. #19 Western New England (2015), 472, vs. #12 Wesley (2015), 500 vs. W&L (2016), 555, @ Susquehanna (2016), 428, vs. Moravian (2016), 484, @ #24 Muhlenberg (2016), 529, vs. Juniata (2016), 512 @ Dick. (2016), 526 vs. G'burg (2016), 598 @ Ursinus (2016), 581, @ F&M (2016), 498, vs. McDaniel (2016), 500 vs. Randolph-Macon (2016), 410, vs. #8 Mount Union (2016), 484 @ W&L (2017), 440 vs. Susquehanna (2017), 576, vs. Moravian (2017)

JHU had 500 yards of total offense:

560, @ Gettysburg (10-23-21)

JHU had 500 yards of TO in back-to-back games:

508, @ Stevenson (11-23-19), 596 @ Stevenson (9-4-21), 516, vs. Ursinus (9-11-21), 759, @ Juniata (9-18-21)

JHU had 500 yards of TO in three straight games:

508, @ Stevenson (11-23-19), 596 @ Stevenson (9-4-21), 516, vs. Ursinus (9-11-21), 759, @ Juniata (9-18-21)

JHU had 500 yards of TO in four straight games:

508, @ Stevenson (11-23-19), 596 @ Stevenson (9-4-21), 516, vs. Ursinus (9-11-21), 759, @ Juniata (9-18-21)

JHU had 500 yards of total offense in five straight games:

** 692, @ Juniata, 516 vs. McDaniel, 677 vs. MIT, 647 @ #6 Frostburg St., 521 vs. #23 RPI (2018)

JHU had 600 yards of total offense:

635, vs. F&M (10-2-2021)

JHU had 600 yards of TO in back-to-back games:

677, vs. MIT (11-17-2018), 647, @ #6 Frostburg St. (11-24-2018)

JHU had 700 yards of total offense:

* 759, @ Juniata (9-18-2018)

Rushing**JHU rushed for 250 yards:**

281, @ Juniata (9-18-2021)

JHU rushed for 300 yards:

400, @ #6 Frostburg St. (11-24-2018)

JHU rushed for 300 yards in back-to-back games:

360 vs. DC, 362 @ Gettysburg (10-18 - 10-26-2013)

JHU rushed for 350 yards:

400, @ #6 Frostburg St. (11-24-2018)

JHU rushed for 350 yards in back-to-back games:

* 360 vs. DC, 362 @ Gettysburg (10-18 - 10-26-2013)

JHU rushed for 400 yards:

400, @ #6 Frostburg St. (11-24-2018)

Passing**JHU passed for 300 yards:**

396, @ Gettysburg (10-23-2021)

JHU passed for 400 yards:

410, vs. F&M (10-2-2021)

JHU passed for 500 yards:

506, @ Stevenson (9-4-2021)

Team Combinations**JHU had 200 yards rushing and passing in the same game:**

225 RU, 410 PA vs. F&M (10-2-2021)

JHU had 200 yards rushing/passing in B2B games:

243 RU, 273 PA vs. McDaniel (11-10-2018)
280 RU, 397 PA vs. MIT (11-17-2018)
400 RU, 247 PA @ #6 Frostburg (11-24-2018)
237 RU, 284 PA vs. #23 RPI (12-1-2018)

JHU had 200 yards rushing/passing in 3 straight games:

243 RU, 273 PA vs. McDaniel (11-10-2018)
280 RU, 397 PA vs. MIT (11-17-2018)
400 RU, 247 PA @ #6 Frostburg (11-24-2018)
237 RU, 284 PA vs. #23 RPI (12-1-2018)

JHU had 200 yards rushing/passing in 4 straight games:

** 243 RU, 273 PA vs. McDaniel (11-10-2018)
280 RU, 397 PA vs. MIT (11-17-2018)
400 RU, 247 PA @ #6 Frostburg (11-24-2018)
237 RU, 284 PA vs. #23 RPI (12-1-2018)

JHU had 250 yards rushing and passing in same game

281 RU, 478 PA @ Juniata (9-18-2021)

JHU had 300 yards rushing/200 yards passing

400 RU, 247 PA @ #6 Frostburg (11-24-2018)

JHU had 300 yards passing/200 yards rushing

225 RU, 410 PA vs. F&M (10-2-2021)

JHU had 300 yards passing/250 yards rushing

281 RU, 478 PA @ Juniata (9-18-2021)

JHU had 400 yards passing/250 yards rushing

281 RU, 478 PA @ Juniata (9-18-2021)

Punting/Kicking**Did Not Punt in a Game (Team):**

@ Juniata (9-18-2021)

Punted Just Once in a Game (Team):

@ Stevenson (11-23-2019)

Had a punt blocked:

by #22 Muhlenberg (10-15-2021)

Had two punts blocked:

by McDaniel (11-12-2016)

JHU blocked two or more punts in a game:

2, @ Gettysburg (2010)

JHU blocked two or more field goals in a game:

2, @ Dickinson (2019)

Defense**JHU posted a shutout:**

50-0 @ Gettysburg (10-23-2021)

JHU posted back-to-back shutouts:

vs. Ursinus (14-0) and Juniata (12-0) (2008)

JHU posted back-to-back Cent. Conf. shutouts:

vs. Ursinus (14-0) and Juniata (12-0) (2008)

JHU posted three straight shutouts:

vs. RMC (24-0), CMU (21-0) & Dickinson (30-0) (2003)

JHU posted a shutout on the road:

50-0 @ Gettysburg (10-23-2021)

JHU posted back-to-back shutouts on the road (not necessarily in consec. games):

41-0 @ Moravian & 34-0 @ Juniata (9-17 & 10-1-2011)

JHU had four + interceptions:

4, @ #24 Randolph-Macon (9-5-2019)

JHU had four + interceptions in one half:

4, @ #24 Randolph-Macon (2nd Half) (9-5-2019)

JHU had four + interceptions in one quarter:

4, @ #24 Randolph-Macon (4th Quarter) (9-5-2019)

JHU recovered five + fumbles:

5, vs. #15 McDaniel (11-16-2002)

JHU forced five + turnovers:

5 (3 INTs/2 FR) vs. Dickinson (11-6-2021)

JHU forced five + turnovers in B2B Games:

5 (3 INTs/2 FR) vs. #18 Susquehanna (10-30-2021)
5 (3 INTs/2 FR) vs. Dickinson (11-6-2021)

JHU forced six + turnovers:

6 (4 INTs/2 FR) vs. #22 Muhlenberg (10-27-2018)

JHU forced seven + turnovers:

7 (5 INTs/2 FR), vs. St. Lawrence (9-6-2008)

JHU had five + sacks:

5, vs. Juniata (11-9-2019)

JHU had six + sacks:

6, @ Junaita (11-3-2018)

JHU had seven + sacks:

9, vs. F&M (10-7-2017)

JHU had eight + sacks:

9, vs. F&M (10-7-2017)

JHU had nine + sacks:

9, vs. F&M (10-7-2017)

JHU had five + sacks in back-to-back games:

6, @ F&M (10-6-2018) & 5 @ Gettysburg (10-20-2018)

Scored two defensive TDs in a game:

2, Nick DiFiore (44) & PJ Penders (14) FR returns vs. Susquehanna (9-10-2011)

Returned two INTS for TDs in a game:

2, Ryan Piatek (34) and Patrick Eichner (68) INT returns vs. Susquehanna (9-10-2011)

Returned two fumbles for TDs in a game:

2, Nick DiFiore (44) & PJ Penders (14) FR returns vs. Susquehanna (9-10-2011)

Allowed more than 50 points:

55, by #1 Mount Union (11-24-2012)

Allowed more than 40 points:

42, by #12 Wesley (11-28-2015)

Allowed more than 35 points:

37, by Susquehanna (9-8-2018)

Allowed more than 35 points and won:

37, (W/49-37) vs. Gettysburg (9-20-2008)

Allowed more than 30 points:

31, by #6 Muhlenberg (11-3-2019)

Allowed more than 30 points and won:

31, (W/63-31) vs. RMC (8-30-2018)

Held an opponent to 10 points or less:

10, (W/66-10) vs. F&M (10-2-2021)

Held back-to-back opponents to 10 points or less:

0, @ Juniata (W/77-0), 6, @ Moravian (W/54-6), 10, vs. F&M (W/66-10) (2021)

Held three straight opponents to 10 points or less:

0, @ Juniata (W/77-0), 6, @ Moravian (W/54-6), 10, vs. F&M (W/66-10) (2021)

Held an opponent to 10 points or less and lost:

9, (L/6-9) vs. Muhlenberg (10-23-2004)

Held an opponent under 0 yards rushing:

-20, F&M (11-7-2009)

Held an opponent under 25 yards rushing:

16, McDaniel (11-16-2018)

Held an opponent under 50 yards rushing:

33, Gettysburg (10-23-2021)

Held an opponent under 25 yards passing:

1, vs. Gettysburg (10-25-2019)

Held an opponent under 50 yards passing:

1, vs. Gettysburg (10-25-2019)

Held an opponent under 100 yards passing:

82, @ Gettysburg (10-23-2021)

Held an opponent under 100 yards of total offense:

* 37, Juniata (10-1-2011)

Held an opponent under 150 yards of total offense:

115, Gettysburg (10-23-2021)

Held an opponent under 200 yards of total offense:

115, Gettysburg (10-23-2021)

Held B2B opponents under 200 yards of total offense:

Randolph-Macon (197), Susquehanna (138) & Moravian (189) (9-1 - 9-15-2012)

Held three straight opponents under 200 yards of total offense:

Randolph-Macon (197), Susquehanna (138) & Moravian (189) (9-1 - 9-15-2012)

Team Scoring**Scored on Offense, Defense & Sp. Teams in Same Game:**

2 KOR, 2 FR, 2 Rush, 1 Pass, @ Moravian (2021)

JHU scored 35 or more points in back-to-back games:

50, @ Gettysburg, 38, vs. #18 Susquehanna, 37 vs. Dickinson (2021)

JHU scored 35 or more points in 3 straight games:

50, @ Gettysburg, 38, vs. #18 Susquehanna, 37 vs. Dickinson (2021)

JHU scored 35 or more points in four straight games:

57, vs. Juniata, 42 @ McDaniel (2019), 51 @ Stevenson (2019), 53 @ Stevenson (2021), 49, vs. Ursinus (9-11-21), 77, @ Juniata (2021), 54, @ Moravian (2021), 66, vs. F&M (2021)

JHU scored 35 or more points in five straight games:

57, vs. Juniata, 42 @ McDaniel (2019), 51 @ Stevenson (2019), 53 @ Stevenson (2021), 49, vs. Ursinus (9-11-21), 77, @ Juniata (2021), 54, @ Moravian (2021), 66, vs. F&M (2021)

JHU scored 35 or more points in six straight games:

57, vs. Juniata, 42 @ McDaniel (2019), 51 @ Stevenson (2019), 53 @ Stevenson (2021), 49, vs. Ursinus (9-11-21), 77, @ Juniata (2021), 54, @ Moravian (2021), 66, vs. F&M (2021)

JHU scored 35 or more points in seven+ straight games:

* 57, vs. Juniata, 42 @ McDaniel (2019), 51 @ Stevenson (2019), 53 @ Stevenson (2021), 49, vs. Ursinus (9-11-21), 77, @ Juniata (2021), 54, @ Moravian (2021), 66, vs. F&M (2021)

JHU scored 40 or more points:

50, @ Gettysburg (2021)

JHU scored 40 or more points in back-to-back games:

57, vs. Juniata, 42 @ McDaniel (2019), 51 @ Stevenson (2019), 53 @ Stevenson (2021), 49, vs. Ursinus (9-11-21), 77, @ Juniata (2021), 54, @ Moravian (2021), 66, vs. F&M (2021)

JHU scored 40 or more points in three straight games:

57, vs. Juniata, 42 @ McDaniel (2019), 51 @ Stevenson (2019), 53 @ Stevenson (2021), 49, vs. Ursinus (9-11-21), 77, @ Juniata (2021), 54, @ Moravian (2021), 66, vs. F&M (2021)

JHU scored 40 or more points in four straight games:

57, vs. Juniata, 42 @ McDaniel (2019), 51 @ Stevenson (2019), 53 @ Stevenson (2021), 49, vs. Ursinus (9-11-21), 77, @ Juniata (2021), 54, @ Moravian (2021), 66, vs. F&M (2021)

JHU scored 40 or more points in five straight games:

57, vs. Juniata, 42 @ McDaniel (2019), 51 @ Stevenson (2019), 53 @ Stevenson (2021), 49, vs. Ursinus (9-11-21), 77, @ Juniata (2021), 54, @ Moravian (2021), 66, vs. F&M (2021)

JHU scored 40 or more points in six straight games:

57, vs. Juniata, 42 @ McDaniel (2019), 51 @ Stevenson (2019), 53 @ Stevenson (2021), 49, vs. Ursinus (9-11-21), 77, @ Juniata (2021), 54, @ Moravian (2021), 66, vs. F&M (2021)

JHU scored 40 or more points in seven+ straight games:

* 57, vs. Juniata, 42 @ McDaniel (2019), 51 @ Stevenson (2019), 53 @ Stevenson (2021), 49, vs. Ursinus (9-11-21), 77, @ Juniata (2021), 54, @ Moravian (2021), 66, vs. F&M (2021)

JHU scored 40 or more points and lost**(only time in school history):**

41, vs. Moravian (9-22-2007)

JHU scored 45 or more points:

50, @ Gettysburg (2021)

JHU scored 45 or more points in back-to-back games:

51, @ Stevenson (2019), 53 @ Stevenson (2021), 49, vs. Ursinus (2021), 77, @ Juniata (2021), 54, @ Moravian (2021), 66 vs. F&M (2021)

JHU scored 45 or more points in three straight games:

51, @ Stevenson (2019), 53 @ Stevenson (2021), 49, vs. Ursinus (2021), 77, @ Juniata (2021), 54, @ Moravian (2021), 66 vs. F&M (2021)

JHU scored 45 or more points in four+ straight games:

51, @ Stevenson (2019), 53 @ Stevenson (2021), 49, vs. Ursinus (2021), 77, @ Juniata (2021), 54, @ Moravian (2021), 66 vs. F&M (2021)

JHU scored 50 or more points:

50, @ Gettysburg (2021)

JHU scored 50 or more points in back-to-back games:

77 @ Juniata (2021), 54 @ Moravian (2021), 66, vs. F&M (2021)

JHU scored 50 or more points in 3 straight games:

* 77 @ Juniata (2021), 54 @ Moravian (2021), 66, vs. F&M (2021)

JHU scored 60 or more points:

66, vs. F&M (10-2-2021)

JHU scored 70 or more points:

77, @ Juniata (9-18-2021)

JHU scored 80 or more points:

83, @ Gettysburg (W/83-21) (10-22-2011)

JHU was shutout:

12-0, @ #3 Wesley (12-5-2009)

Miscellaneous**JHU won in the last minute:**

38-34 vs. Susquehanna (9-9-2017)

David Tammaro-to-Brett Caggiano 8-yard TD Pass (0:24)**JHU won in overtime:**

32-29 @ W&L (9-1-2017)

David Tammaro-to-Luke McFadden 17-yard TD Pass (W&L had kicked FG on its possession)**JHU lost in the last minute:**

28-27 vs. Susquehanna (9-14-2019)

Michael Ruisch-to-Frank Depaola 11-yard TD Pass (0:08)**JHU recorded a safety:**

Moravian committed offensive penalty in EZ (9-25-2021)

JHU surrendered a safety:

Bad snap on punt - out of EZ
@ Dickinson (9-28-2019)

A JHU player started on offense & defense in the same game:

Brian Schiller (QB & CB) vs. Ursinus (10-30-2004)

Played on off. & def. in the same game:

Alan Gorny (OL & DL) vs. MIT (11-17-2018)

*** School Record**

The Last Time a Johns Hopkins Player ...

Total Offense

A JHU player had 300 yards of total offense:

366, Ryan Stevens @ Gettysburg (10-23-2021)

A JHU player had 350 yards of total offense:

366, Ryan Stevens @ Gettysburg (10-23-2021)

A JHU player had 350 yards of TO in B2B games:

Ryan Stevens (488 @ Stevenson, 352 vs. Ursinus, 372 @ Juniata (2021))

A JHU player had 350 yards of TO in 3 straight games:

Ryan Stevens (488 @ Stevenson, 352 vs. Ursinus, 372 @ Juniata (2021))

A JHU player had 400 yards of total offense:

400, Ryan Stevens vs. F&M (10-2-2021)

A JHU player had 450 yards of total offense:

488, Ryan Stevens @ Stevenson (9-4-2021)

A JHU player had 500 yards of total offense:

* 505, Hewitt Tomlin @ Gettysburg (10-22-2011)

Rushing

A JHU player rushed for 100 yards:

Danny Wolf (140) vs. #18 Susquehanna (10-30-2021)

A JHU player rushed for 200 yards:

Tyler Messinger (231) vs. #6 Frostburg (11-24-2018)T

Two JHU players rushed for 100 yards:

Ryan Cary (121), Jon Germano (113) @F&M (11-5-2016)

A JHU player rushed for 100 yards in two straight games:

Ryan Cary (111) @ Dickinson, (102) vs. Gettysburg (10-14 & 10-21 2016)

A JHU player rushed for 100 yards in three straight games:

Brandon Cherry (152, 176, 122, 163) vs. DC, @ GC, vs. UC, vs. F&M (10-18 - 11-9-2013)

A JHU player rushed for 100 yards in four straight games:

Brandon Cherry (152, 176, 122, 163) vs. DC, @ GC, vs. UC, vs. F&M (10-18 - 11-9-2013)

A JHU player rushed for 100 yards in five straight games:

A. Kase @ Muhlenberg (149), @ #25 Dickinson (116), Ursinus (122), @ Juniata (146), vs. F&M (198) (10-3 - 11-7-2009)

A JHU player rushed for 100 yards in six straight games:

* A. Kase vs. GC (173), Moravian (117), #5 Muhlenberg (128), DC (224), UC (168), JC (180) (9-20 - 11-1-2008)

A JHU player rushed for 200 yards in two straight games:

Jonathan Rigaud vs. Gettysburg (210), @ Ursinus (238) (10-19 - 10-27-2012)

A JHU quarterback rushed for 100 yards:

David Tammaro (101) @ Stevenson (11-23-2019)

A JHU quarterback rushed for two touchdowns:

2, David Tammaro vs. Juniata (11-9-2019)

A JHU quarterback rushed for three touchdowns:

3, Robbie Matey vs. Gettysburg (10-19-2012)

A JHU quarterback had a run of 50+ yards:

69T, David Tammaro (10-25-2019)

A JHU player rushed 30 or more times:

38, Andrew Kase @ #14 Hampden-Sydney (11-21-2009)

A JHU player rushed 35 or more times:

38, Andrew Kase @ #14 Hampden-Sydney (11-21-2009)

A JHU player rushed 40 or more times:

41, Andrew Kase vs. Dickinson (10-10-2008)

A JHU player had three rushing TDs:

* 5, Danny Wolf vs. F&M(10-2-2021)

A JHU player had four rushing TDs:

4 Danny Wolf vs. #18 Susquehanna (10-30-2021)

A JHU player had five rushing TDs:

* 5, Danny Wolf vs. F&M(10-2-2021)

A JHU player had a run of 40+ yards:

52T, Danny Wolf vs, F&M (10-2-2021)

A JHU player had a run of 50+ yards:

52T, Danny Wolf vs, F&M (10-2-2021)

A JHU player had a run of 60+ yards:

69T, David Tammaro vs. Gettysburg (10-25-2019)

A JHU player had two runs of 60+ yards:

68T & 69T, Jonathan Rigaud vs. Susquehanna (9-10-2011)

A JHU player had a run of 70+ yards:

77T, Stuart Walters vs. McDaniel (11-10-2018)

A JHU player had a run of 80+ yards:

83T, Ryan Cary vs. Juniata (11-4-2017)

Passing

A JHU player had 300 yards passing:

366, Ryan Stevens @ Gettysburg (10-23-2021)

A JHU player had 350 yards passing:

366, Ryan Stevens @ Gettysburg (10-23-2021)

A JHU player had 400 yards passing:

483, Ryan Stevens @ Stevenson (9-4-2021)

A JHU player had 500 yards passing:

* 501, Hewitt Tomlin @ Gettysburg (10-22-2011)

A JHU player passed for 200 yards in 9 straight games:

Ryan Stevens @ Stevenson (483), vs. Ursinus (364), @ Juniata (358), @ Moravian (276), vs. F&M (376), @ #22 Muhlenberg (275), @ Gettysburg (366), vs. #18 Susquehanna (268), vs. Dickinson (253) (2021)

A JHU player passed for 200 yards in 10 straight games:

David Tammaro vs. Sus (370), vs. Mor (348), @ DC (347), @ UC (234), vs. F&M (240), vs. Gettysburg (307), @ #6 Muhlenberg (340), vs. Juniata (298), 236 @ McDaniel 282 @ Stevenson (2019)

A JHU player passed for 200 yards in more than 10 straight games (24):

* David Tammaro @ W&L (426), vs. Sus (299), vs. Mor (290), @ Urs (258), vs. F&M (418), vs. GC (223), @ MC (306), vs. JC (264), @ McD (290), @ #10 W&J (236), vs. RMC (349), @ Sus (272), @ Mor (420), vs. DC (272), vs. UC (360), @ F&M (290), @ GC (247), vs. MC (262), @ JC (305), vs. McDaniel (232), vs. MIT (321), vs. #6 Frostburg (247), 284 vs. #23 RPI (284), @ #1 Mount Union (250), (2017-18)

A JHU player passed for 300 yards in two straight games:

Ryan Stevens @ Stevenson (483), vs. Ursinus (364), @ Juniata (358) (2021)

A JHU player passed for 300 yards in three straight games:

Ryan Stevens @ Stevenson (483), vs. Ursinus (364), @ Juniata (358) (2021)

A JHU player passed for 300 yards in four straight games:

Hewitt Tomlin @ Susquehanna (384), vs. Juniata (316), @ F&M (313), vs. McDaniel (340), vs. LVC (443) (10-23 - 11-20-2010)

A JHU player passed for 300 yards in five straight games:

* Hewitt Tomlin @ Susquehanna (384), vs. Juniata (316), @ F&M (313), vs. McDaniel (340), vs. LVC (443) (10-23 - 11-20-2010)

A JHU player had three TD passes:

5, Ryan Stevens @ Gettysburg (9-23-2021)

A JHU player had three+ TD passes in B2B games:

Ryan Stevens @ Stevenson (5), vs. Ursinus (6), @ Juniata (3) (2021)

A JHU player had three+ TD passes in three straight games:

Ryan Stevens @ Stevenson (5), vs. Ursinus (6), @ Juniata (3) (2021)

A JHU player had three+ TD passes in four straight games:

Jon Germano @ UC (6), @ F&M (3), vs. McDaniel (3), RMC (4), #8 UMU (3) (2016)

A JHU player had three+ TD passes in five straight games:

Jon Germano @ UC (6), @ F&M (3), vs. McDaniel (3), RMC (4), #8 UMU (3) (2016)

A JHU player had four touchdown passes:

5, Ryan Stevens @ Gettysburg (9-23-2021)

A JHU player had four+ TD passes in B2B games:

Ryan Stevens @ Stevenson (5), vs. Ursinus (6) (2021)

A JHU player had five touchdown passes:

5, Ryan Stevens @ Gettysburg (9-23-2021)

A JHU player had 5+ TD passes in B2B games:

Ryan Stevens @ Stevenson (5), vs. Ursinus (6) (2021)

A JHU player had six touchdown passes:

6, Ryan Stevens vs. Ursinus (9-11-2021)

A JHU player had seven touchdown passes:

* 7, Hewitt Tomlin @ Gettysburg (10-22-2011)

Completed 25 passes:

27, Ryan Stevens, vs. #18 Susquehanna (10-30-2021)

Completed 25 passes in two straight games:

Ryan Stevens @ #22 Muhlenberg (26), @ Gettysburg (27), vs. #18 Susquehanna (27), (2021)

Completed 25 passes in three straight games:

Ryan Stevens @ #22 Muhlenberg (26), @ Gettysburg (27), vs. #18 Susquehanna (27), (2021)

Completed 30 passes:

31, Ryan Stevens @ Stevenson (9-4-2021)

Completed 30 passes in two straight games:

* David Tammaro @ W&L (42), vs. Susq (34) (2017)

Attempted 40 passes:

43, Ryan Stevens @ Gettysburg (9-23-2021)

Attempted 45 passes:

48, Ryan Stevens @ #22 Muhlenberg (10-15-2021)

Attempted 50 passes:

55, David Tammaro @ #6 Muhlenberg (11-2-2019)

Attempted 60 passes:

* 62, David Tammaro @ W&L (9-1-2017)

Threw 4 interceptions:

5, Hewitt Tomlin vs. St. John Fisher (11-19-2011)

Threw 5 interceptions:

5, Hewitt Tomlin vs. St. John Fisher (11-19-2011)

Had an INT returned for a touchdown:

66, Braden Anderson by Jeremy Thomas (Muhlenberg) (9-27-2014)

JHU had a pass/reception of 50+ yards:

51T, Ryan Stevens-H. Wellmann vs. DC (11-6-21)

JHU had a pass/reception of 60+ yards:

60T, Ryan Stevens-H. Wellmann vs. F&M (10-2-21)

JHU had a pass/reception of 70+ yards:

75T, David Tammaro-Harrison Wellmann @ #6 Muhlenberg (11-2-2019)

JHU had a pass/reception of 80+ yards:

80T, Zack Baker-Luke McFadden @ Dickinson (9-23-2017)

JHU had a pass/reception of 90+ yards:

91T, Hewitt Tomlin-Sam Wernick vs. #5 Muhlenberg (10-4-2008)

JHU had two passes/receptions of 50+ yards:

60T, Ryan Stevens-Quinn Revere & 57 Ryan Stevens-Ryan Hubley vs. Ursinus (9-11-21)

JHU had three passes/receptions of 50+ yards:

59 & 64T, Ryan Stevens-Harrison Wellmann & 52 Ryan Stevens to Quinn Revere @ Stevenson (9-4-21)

JHU had two passes/receptions of 60+ yards:

74T & 68T, Hewitt Tomlin-Sam Wernick @ Susquehanna (10-23-2010)

JHU had two passes/receptions of 70+ yards:

91T & 81T, Hewitt Tomlin-Sam Wernick vs. #5 Muhlenberg (10-4-2008)

JHU had two passes/receptions of 80+ yards:

91T & 81T, Hewitt Tomlin-Sam Wernick vs. #5 Muhlenberg (10-4-2008)

Receiving**A JHU player had 100 yards receiving:**

Quinn Revere (166) vs. Susquehanna (2021)

Two JHU players had 100 yards receiving:

Harrison Wellmann (142), Quinn Revere (112), Ryan Hubley (101) @ Juniata (2021)

Three JHU players had 100 yards receiving:

*Harrison Wellmann (142), Quinn Revere (112), Ryan Hubley (101) @ Juniata (2021)

A JHU player had 150 yards receiving:

Quinn Revere (166) vs. Susquehanna (2021)

A JHU player had 200 yards receiving:

Harrison Wellmann (230) @ Stevenson (9-4-2021)

Had back-to-back 100-yard receiving games:

* Quinn Revere, 126, @ Stevenson, 115 vs. Ursinus, 112 @ Juniata, 107 @ Moravian (2021)

Had three straight 100-yard receiving games:

* Quinn Revere, 126, @ Stevenson, 115 vs. Ursinus, 112 @ Juniata, 107 @ Moravian (2021)

Had five straight 100-yard receiving games:

* Quinn Revere, 126, @ Stevenson, 115 vs. Ursinus, 112 @ Juniata, 107 @ Moravian (2021)

Had back-to-back 200-yard receiving games:

Dan Wodicka vs. Dickinson (202) @ Gettysburg (217) (10-14 - 10-22-2011)

A JHU player had 10 receptions:

Ryan Hubley (10) @ #22 Muhlenberg (10-15-2021)

A JHU player had 10+ receptions in B2B games:

Ryan Hubley (12) vs. Sus & (10) vs. Moravian (2019)

A JHU player had 11 receptions:

Harrison Wellmann (11) @ Stevenson (9-4-2021)

A JHU player had 12 receptions:

Jacob Yohr (13) vs. Juniata (11-9-2019)

A JHU player had 13 receptions:

Jacob Yohr (13) vs. Juniata (11-9-2019)

A JHU player had 15 receptions:

* Harrison Wellmann (16) @ #6 Muhl. (11-2-2019)

Two JHU players had 10 receptions:

B. Munday (10), R. Cary (10) vs. UMU (11-26-2016)

A JHU player had 2 TD receptions:

3, H. Wellmann, 2, Q. Revere @ Gettysburg (2021)

Two JHU players had 2 TD receptions:

3, H. Wellmann, 2, Q. Revere @ Gettysburg (2021)

Individual Combinations**JHU had a 100-yard rusher/100-yard receiver:**

Danny Wolf (129 ru) & Harrison Wellmann (180 re) vs. F&M (2021)

JHU had a 150-yard rusher/150-yard receiver:

Dane Rogerson (157 ru) & Jacob Yohr (167 re) vs. Juniata (2019)

JHU had two 100-yard rushers/100-yard receiver:

Ryan Cary (121 ru), Jon Germano (113 ru) & Brett Caggiano (123 re) @ F&M (11-5-2016)

JHU had a 100-yard rusher/two 100-yard receivers:

Ryan Cary (100 ru) and Brett Caggiano (155 re) & Bradley Munday (103 re) @ #24 Muhlenberg (9-24-2016)

JHU had a 300-yard passer/100-yard rusher:

Ryan Stevens (376 pa), Danny Wolf (129 ru) vs. F&M (10-2-2021)

JHU had 300-yard passer, 100-yard rusher & receiver:

Ryan Stevens (376 pa), Danny Wolf (129 ru), Harrison Wellmann (180 re) vs. F&M (10-2-2021)

JHU had 300-yd passer/100-yd rusher/two 100-yard receiver:

Jonathan Germano (332 pa), Ryan Cary (100 ru), Brett Caggiano (155 re) & Bradley Munday (103) @ #24 Muhlenberg (9-24-2016)

Returns**A JHU player returned a punt for a TD:**

56, David Brookhart @ Dickinson (9-23-2017)

A JHU player returned a blocked punt for a TD:

10, Bailey Finkelberg vs. Gettysburg (10-25-2019)

A JHU player blocked a punt:

Devin Ramsden vs. Gettysburg (10-25-2019)

A JHU player returned a KO for a TD:

90 & 73, Harrison Wellmann @ Moravian (9-25-2019)

A JHU player returned two KOs for TDs:

* 90 & 73, Harrison Wellmann @ Moravian (9-25-2019)

A JHU player blocked a field goal:

Joe Tischler @ McDaniel (11-16-2019)

A JHU player blocked a PAT:

Macauley Kilbane vs. Juniata (11-9-2019)

A JHU player returned a PAT for a defensive extra point:

Macauley Kilbane vs. Juniata (11-9-2019)

(*Kilbane blocked PAT - scoop-n-score*)

A JHU player had two interceptions:

2, Nick Seidel, vs. Dickinson (2021)

A JHU player had three interceptions:

* 3, Chad Van Den Berg vs. Lebanon Valley (9-10-1993)

A JHU player returned an INT for a TD:

Ryan Weed (45) vs. Susquehanna (9-14-2019)

A JHU player returned two INTs for touchdowns:

* Chris Baldwin (45, 28) vs. St. Lawrence (9-6-2008)

A JHU player returned a fumble for a TD:

14, PJ Penders vs. F&M (2021)

A JHU player scored two defensive touchdowns:

Chris Baldwin (3 / 2 INTs and 1 FR) vs. St. Lawrence (9-6-2008)

A JHU player scored three defensive touchdowns:

* Chris Baldwin (3 / 2 INTs and 1 FR) vs. St. Lawrence (9-6-2008)

JHU allowed a TD on a kickoff return:

85, Matt Cahill of McDaniel (11-14-2009)

JHU allowed a TD on a punt return:

92, Matt Schleifer of McDaniel (11-11-2017)

JHU allowed a TD on a blocked punt return:

21, Spencer Kirin of Muhlenberg (10-15-2021)

JHU allowed a defensive extra point

Andy Tenney (Waynesburg) returned blocked extra point (11-20-2004)

Punting**A JHU player had a 60-yard Punt:**

68, Kyle Battles vs. F&M (10-2-2021)

A JHU player had a 70-yard Punt:

75, Brandon Hong-Dominguez vs. Dickinson (2018)

Punted 10+ Times:

11, Max Islinger vs. St. Lawrence (9-6-2008)

Kicking**A JHU player kicked a 40-yard FG:**

47, John Krill vs. Dickinson (11-6-2021)

A JHU player kicked a two, 40+-yard FGs in one game:

40 & 45, Mike Eberle vs. Moravian (9-20-2019)

A JHU player kicked a 45-yard FG:

45, Kyle Battles @ Stevenson (9-4-2021)

A JHU player kicked a 50 yard FG:

50, Jamie Sullivan vs. Moravian (9-17-2016)

A JHU player kicked three field goals:

3, Alex Lachman vs. Dickinson (10-8-2010)

A JHU player kicked four field goals:

* 4, Jamie Sullivan vs. W&L (9-1-2017)

Had a FG Blocked:

John Krill @ #22 Muhlenberg (10-15-2021)

Had a PAT Blocked:

John Krill @ Gettysburg (10-23-2021)



2021 Johns Hopkins Football

Tentative 2-Deep vs. McDaniel (11-13-21)

Offense

LT	74	Ashton Morgan	Gr	6-5	295
	70	Sonny Quaranto	Sr.	6-9	330
LG	66	Rob Scala	Sr.	6-0	255
	73	Joe Iemma	Sr.	6-0	275
C	54	Alan Gorny	Sr.	6-2	280
	50	Sean Twomey	Sr.	5-10	265
RG	62	Garrett Brophy	Fr.	6-1	245
	56	Jack Dunn	So.	6-1	260
RT	58	JR Woods	Jr.	6-3	265
	72	Aidan Green	Fr.	6-5	275
TE	89	Emmett Turner	Sr.	6-3	225
	88	Will Leger	So.	6-4	225
QB	17	Ryan Stevens	Jr.	6-1	175
	13	Bay Harvey	Fr.	6-2	215
RB	21	Danny Wolf	Jr	5-10	205
	30	Spencer Ugcla	So.	5-10	185
WR	6	Quinn Revere	Gr.	6-0	195
	1	Bailey Finkelberg	Sr.	6-0	200
WR	3	Ryan Hubley	Gr.	5-7	165
	11	Artie Collins	Jr.	6-1	190
WR	2	Harrison Wellmann	Sr.	6-0	180
	83	Chris Pantelis	Jr.	6-1	195

Specialists

PK	92	Kyle Battles	Sr.	6-3	215
	98	John Krill	Jr.	5-11	165
P	92	Kyle Battles	Sr.	6-3	215
	38	Joe Zahner	Fr.	6-3	185
KO	92	Kyle Battles	Sr.	6-3	215
KOR	2	Harrison Wellmann	Sr.	6-0	180
	3	Ryan Hubley	Gr.	5-7	165
PR	3	Ryan Hubley	Gr.	5-7	165
	6	Quinn Revere	Gr.	6-0	195
LS	49	Luke Gatewood	So.	5-11	210
	32	Jameson Lajoie	Jr.	5-10	190
HOLD	17	Ryan Stevens	Jr.	6-1	175
	84	Jared Pershyn	Jr.	6-3	215

Defense

ROV	99	Luke Schuermann	So.	6-4	235
	57	Zach Allen	Jr.	6-0	210
DT	96	Joe Tischler	Sr.	6-1	250
	61	Xander O'Malley	Fr.	6-3	310
NT	52	Chris Bedell	Sr.	6-2	245
	90	Andrew Goldberg	So.	6-3	245
DE	91	Nick DiFiore	Sr.	6-3	220
	95	Carson Currie	Jr.	6-2	230
MIKE	43	Matt Dubois	Jr.	6-3	220
	47	Oliver Craddock	Fr.	6-0	215
WILL	55	Duncan Van Kouteren	Sr.	6-3	220
	33	Aaron Shapiro	Sr.	6-0	210
NICK	8	Macauley Kilbane	Gr.	5-11	190
	32	Jameson Lajoie	Jr.	5-10	190
CB	24	Isaac Scoville	Sr.	5-11	185
	28	Phillip Perez	Jr.	6-0	185
FS	6	Chris James	Sr.	5-11	190
	19	Michael Linguadoca	Jr.	6-0	205
WS	31	Nick Seidel	Sr.	5-10	190
	23	PJ Penders	Fr.	5-10	180
CB	18	Finn Zechman	Gr.	6-1	190
	27	Luca Lutzel	So.	6-0	170

2021 Johns Hopkins Football
Johns Hopkins Game Results (as of Nov 08, 2021)
All games

Date	Opponent		Score	Overall	Conference	Time	Attend
Sep 04, 2021	at Stevenson	W	53-18	1-0	0-0	3:00	1850
* Sep 11, 2021	URSINUS	W	49-21	2-0	1-0	2:52	1800
* Sep 18, 2021	at Juniata	W	77-0	3-0	2-0	3:00	1300
* Sep 25, 2021	at Moravian	W	54-6	4-0	3-0	2:59	1011
* Oct 02, 2021	FRANKLIN & MARSHALL	W	66-10	5-0	4-0	2:51	1100
* Oct 15, 2021	at #22 Muhlenberg	L	6-21	5-1	4-1	2:47	3512
* Oct 23, 2021	at Gettysburg	W	50-0	6-1	5-1	2:40	3000
* Oct 30, 2021	#18 SUSQUEHANNA	W	38-17	7-1	6-1	2:43	1700
* Nov 06, 2021	DICKINSON	W	37-17	8-1	7-1	2:45	900

2021 Johns Hopkins Football
Johns Hopkins Overall Team Statistics (as of Nov 08, 2021)
All games

Team Statistics	JHU	OPP
SCORING	430	110
Points Per Game	47.8	12.2
Points Off Turnovers	124	17
FIRST DOWNS	235	129
Rushing	75	43
Passing	149	75
Penalty	11	11
RUSHING YARDAGE	1442	634
Yards gained rushing	1590	980
Yards lost rushing	148	346
Rushing Attempts	323	272
Average Per Rush	4.5	2.3
Average Per Game	160.2	70.4
TDs Rushing	26	2
PASSING YARDAGE	3318	1662
Comp-Att-Int	254-378-6	164-312-14
Average Per Pass	8.8	5.3
Average Per Catch	13.1	10.1
Average Per Game	368.7	184.7
TDs Passing	29	8
TOTAL OFFENSE	4760	2296
Total Plays	701	584
Average Per Play	6.8	3.9
Average Per Game	528.9	255.1
KICK RETURNS: #-Yards	18-467	43-795
PUNT RETURNS: #-Yards	5-7	9-69
INT RETURNS: #-Yards	14-161	6-46
KICK RETURN AVERAGE	25.9	18.5
PUNT RETURN AVERAGE	1.4	7.7
INT RETURN AVERAGE	11.5	7.7
FUMBLES-LOST	12-8	18-11
PENALTIES-Yards	54-539	60-485
Average Per Game	59.9	53.9
PUNTS-Yards	27-1006	64-2285
Average Per Punt	37.3	35.7
Net punt average	34.0	35.0
KICKOFFS-Yards	73-4452	28-1600
Average Per Kick	61.0	57.1
Net kick average	42.6	34.2
TIME OF POSSESSION/Game	30:50	29:07
3RD-DOWN Conversions	58/119	32/129
3rd-Down Pct	49%	25%
4TH-DOWN Conversions	8/18	6/21
4th-Down Pct	44%	29%
SACKS BY-Yards	29-220	12-83
MISC YARDS	0	14
TOUCHDOWNS SCORED	59	13
FIELD GOALS-ATTEMPTS	7-14	6-6
ON-SIDE KICKS	0-1	0-1
RED-ZONE SCORES	(43-51) 84%	(14-19) 74%
RED-ZONE TOUCHDOWNS	(38-51) 75%	(8-19) 42%
PAT-ATTEMPTS	(49-56) 88%	(12-12) 100%
ATTENDANCE	5500	10673
Games/Avg Per Game	4/1375	5/2135
Neutral Site Games		0/0

Score by Quarters	1st	2nd	3rd	4th	OT	Total
Johns Hopkins	82	161	106	81	0	430
Opponents	10	43	21	36	0	110

2021 Johns Hopkins Football
Johns Hopkins Individual Season/Career Statistics (as of Nov 08, 2021)
All games

SEASON										CAREER									
Rushing	gp	att	gain	loss	net	avg	td	lg	avg/g	gp	att	gain	loss	net	avg	td	lg	avg/g	
Danny Wolf	9	141	733	20	713	5.1	15	52	79.2	17	176	943	26	917	5.2	21	52	53.9	
Spencer Uggle	9	40	190	7	183	4.6	5	46	20.3	9	40	190	7	183	4.6	5	46	20.3	
Jacob Chapman	8	42	179	9	170	4.0	1	16	21.2	8	42	179	9	170	4.0	1	16	21.2	
Andrew Rich	7	20	123	2	121	6.1	2	31	17.3	7	20	123	2	121	6.1	2	31	17.3	
Cole Peters	7	15	98	2	96	6.4	0	31	13.7	7	15	98	2	96	6.4	0	31	13.7	
Bay Harvey	5	12	66	5	61	5.1	1	18	12.2	5	12	66	5	61	5.1	1	18	12.2	
Ryan Stevens	9	32	112	63	49	1.5	0	19	5.4	12	36	121	73	48	1.3	1	19	4.0	
Wes Glime	2	3	40	0	40	13.3	0	19	20.0	3	3	40	0	40	13.3	0	19	13.3	
Aaron Winston	5	7	32	1	31	4.4	1	21	6.2	5	7	32	1	31	4.4	1	21	6.2	
Charlie Katz	4	3	17	10	7	2.3	0	14	1.8	10	11	51	25	26	2.4	0	18	2.6	
Garrett Brophy	8	0	0	0	0	0.0	1	0	0.0	8	0	0	0	0	0.0	1	0	0.0	
TEAM	7	8	0	29	-29	-3.6	0	0	-4.1										
Total	9	323	1590	148	1442	4.5	26	52	160.2										
Opponents	9	272	980	346	634	2.3	2	55	70.4										

Passing	gp	effic	comp-att-int	pct	yds	td	lg	avg/g	gp	effic	comp-att-int	pct	yds	td	lg	avg/g
Ryan Stevens	9	164.42	230-335-6	68.7	3019	24	64	335.4	12	163.92	238-345-6	69.0	3099	24	64	258.2
Bay Harvey	5	192.09	18-27-0	66.7	246	4	36	49.2	5	192.09	18-27-0	66.7	246	4	36	49.2
Wes Glime	2	83.56	5-9-0	55.6	30	0	20	15.0	3	55.20	5-10-1	50.0	30	0	20	10.0
Charlie Katz	4	124.64	1-5-0	20.0	23	1	23	5.8	10	207.56	5-10-0	50.0	109	2	56	10.9
TEAM	7	0.00	0-1-0	0.0	0	0	0	0.0								
Artie Collins	9	0.00	0-1-0	0.0	0	0	0	0.0	12	0.00	0-1-0	0.0	0	0	0	0.0
Total	9	163.07	254-378-6	67.2	3318	29	64	368.7								
Opponents	9	96.80	164-312-14	52.6	1662	8	64	184.7								

Receiving	gp	no.	yds	avg	td	lg	avg/g	gp	no.	yds	avg	td	lg	avg/g
H. Wellmann	9	69	1039	15.1	12	64	115.4	34	167	2563	15.3	29	75	75.4
Ryan Hubley	9	61	722	11.8	3	57	80.2	36	214	2451	11.5	14	57	68.1
Quinn Revere	9	58	829	14.3	8	60	92.1	9	58	829	14.3	8	60	92.1
Artie Collins	9	17	213	12.5	2	34	23.7	12	19	241	12.7	2	34	20.1
Danny Wolf	9	13	155	11.9	1	30	17.2	17	19	252	13.3	1	49	14.8
Emmett Turner	8	9	110	12.2	0	31	13.8	32	60	673	11.2	3	39	21.0
Will Leger	9	7	58	8.3	1	18	6.4	9	7	58	8.3	1	18	6.4
B. Finkelberg	9	5	62	12.4	2	27	6.9	20	5	62	12.4	2	27	3.1
PJ Scales	6	5	23	4.6	0	8	3.8	6	5	23	4.6	0	8	3.8
C. Pantelis	7	3	62	20.7	0	23	8.9	7	3	62	20.7	0	23	8.9
Spencer Uggle	9	3	7	2.3	0	6	0.8	9	3	7	2.3	0	6	0.8
Jacob Chapman	8	2	10	5.0	0	6	1.2	8	2	10	5.0	0	6	1.2
EJ Talarico	8	1	25	25.0	0	25	3.1	8	1	25	25.0	0	25	3.1
Nick Smith	5	1	3	3.0	0	3	0.6	5	1	3	3.0	0	3	0.6
Total	9	254	3318	13.1	29	64	368.7							
Opponents	9	164	1662	10.1	8	64	184.7							

Total Offense	q	plays	rush	pass	total	avg/g	q	plays	rush	pass	total	avg/g
Ryan Stevens	9	367	49	3019	3068	340.9	12	381	48	3099	3147	262.2
Danny Wolf	9	141	713	0	713	79.2	17	176	917	0	917	53.9
Bay Harvey	5	39	61	246	307	61.4	5	39	61	246	307	61.4
Spencer Uggle	9	40	183	0	183	20.3	9	40	183	0	183	20.3
Jacob Chapman	8	42	170	0	170	21.2	8	42	170	0	170	21.2
Andrew Rich	7	20	121	0	121	17.3	7	20	121	0	121	17.3
Cole Peters	7	15	96	0	96	13.7	7	15	96	0	96	13.7
Wes Glime	2	12	40	30	70	35.0	3	13	40	30	70	23.3
Aaron Winston	5	7	31	0	31	6.2	5	7	31	0	31	6.2
Charlie Katz	4	8	7	23	30	7.5	10	21	26	109	135	13.5
TEAM	7	9	-29	0	-29	-4.1						
Total	9	701	1442	3318	4760	528.9						
Opponents	9	584	634	1662	2296	255.1						

2021 Johns Hopkins Football
Johns Hopkins Individual Season/Career Statistics (as of Nov 08, 2021)
All games

SEASON									CAREER									
Scoring	td	fg	PAT				dxdp	saf	pts	td	fg	PAT				dxdp	saf	pts
			kick	rush	rcv	pass						kick	rush	rcv	pass			
Danny Wolf	16	-	-	-	-	-	-	-	96	22	-	-	-	-	-	-	-	132
H. Wellmann	14	-	-	-	-	-	-	-	84	32	-	-	-	-	-	-	-	192
Quinn Revere	8	-	-	-	-	-	-	-	48	8	-	-	-	-	-	-	-	48
Kyle Battles	-	4-9	30-35	-	-	-	-	-	42	-	4-9	30-35	-	-	-	-	-	42
Spencer Uggla	5	-	-	-	-	-	-	-	30	5	-	-	-	-	-	-	-	30
John Krill	-	3-5	19-21	-	-	-	-	-	28	-	3-5	19-21	-	-	-	-	-	28
Ryan Hubley	3	-	-	-	1	-	-	-	20	14	-	-	-	1	-	-	-	86
Artie Collins	2	-	-	-	-	-	-	-	12	2	-	-	-	-	-	-	-	12
B. Finkelberg	2	-	-	-	-	-	-	-	12	3	-	-	-	-	-	-	-	18
Andrew Rich	2	-	-	-	-	-	-	-	12	2	-	-	-	-	-	-	-	12
Aaron Winston	1	-	-	-	-	-	-	-	6	1	-	-	-	-	-	-	-	6
Nick DiFiore	1	-	-	-	-	-	-	-	6	1	-	-	-	-	-	-	-	6
PJ Penders	1	-	-	-	-	-	-	-	6	1	-	-	-	-	-	-	-	6
Will Leger	1	-	-	-	-	-	-	-	6	1	-	-	-	-	-	-	-	6
Jacob Chapman	1	-	-	-	-	-	-	-	6	1	-	-	-	-	-	-	-	6
Bay Harvey	1	-	-	-	-	-	-	-	6	1	-	-	-	-	-	-	-	6
Garrett Brophy	1	-	-	-	-	-	-	-	6	1	-	-	-	-	-	-	-	6
TEAM	-	-	-	-	-	-	-	1	2									
Ryan Stevens	-	-	-	1-1	-	1-2	-	-	2	1	-	-	1-1	-	1-2	-	-	8
Total	59	7-14	49-56	1-1	1	1-2	-	1	430									
Opponents	13	6-6	12-12	-	1	1-1	-	-	110									

Punt Returns	no.	yds	avg	td	lg	no.	yds	avg	td	lg
Ryan Hubley	2	4	2.0	0	2	4	13	3.2	0	9
Ross Andersson	1	0	0.0	0	0	2	7	3.5	0	7
EJ Talarico	1	4	4.0	0	4	1	4	4.0	0	4
Luca Lutzel	1	-1	-1.0	0	0	1	-1	-1.0	0	0
Total	5	7	1.4	0	4					
Opponents	9	69	7.7	2	21					

Kick Returns	no.	yds	avg	td	lg	no.	yds	avg	td	lg
H. Wellmann	9	294	32.7	2	90	34	1010	29.7	3	95
Ryan Hubley	5	80	16.0	0	21	18	322	17.9	0	33
Will Leger	2	1	0.5	0	0	2	1	0.5	0	0
PJ Scales	1	35	35.0	0	35	1	35	35.0	0	35
EJ Talarico	1	57	57.0	0	57	1	57	57.0	0	57
Total	18	467	25.9	2	90					
Opponents	43	795	18.5	0	33					

Interceptions	no.	yds	avg	td	lg	no.	yds	avg	td	lg
Finn Zechman	4	45	11.2	0	37	6	45	7.5	0	37
M. Kilbane	3	39	13.0	0	28	8	92	11.5	1	34
Nick Seidel	2	26	13.0	0	19	7	32	4.6	0	19
M. Linguadoca	1	0	0.0	0	0	1	0	0.0	0	0
Jameson Lajoie	1	23	23.0	0	23	1	23	23.0	0	23
Matt Dubois	1	2	2.0	0	2	1	2	2.0	0	2
Ross Andersson	1	27	27.0	0	27	4	61	15.2	0	29
Isaac Scoville	1	-1	-1.0	0	0	1	-1	-1.0	0	0
Total	14	161	11.5	0	37					
Opponents	6	46	7.7	0	24					

Fumble Returns	no.	yds	avg	td	lg	no.	yds	avg	td	lg
D. VanKouteren	1	6	6.0	0	6	1	6	6.0	0	6
Joe Tischler	1	28	28.0	0	28	1	28	28.0	0	28
PJ Penders	1	14	14.0	1	14	1	14	14.0	1	14
Nick DiFiore	1	44	44.0	1	44	1	44	44.0	1	44
Total	4	92	23.0	2	44					
Opponents	1	2	2.0	1	2					

2021 Johns Hopkins Football
Johns Hopkins Individual Season/Career Statistics (as of Nov 08, 2021)
All games

	SEASON								CAREER							
All Purpose	g	rush	rcv	pr	kr	ir	total	avg/g	g	rush	rcv	pr	kr	ir	total	avg/g
H. Wellmann	9	0	1039	0	294	0	1333	148.1	34	14	2563	0	1010	0	3587	105.5
Danny Wolf	9	713	155	0	0	0	868	96.4	17	917	252	0	0	0	1169	68.8
Quinn Revere	9	0	829	0	0	0	829	92.1	9	0	829	0	0	0	829	92.1
Ryan Hubley	9	0	722	4	80	0	806	89.6	36	35	2451	13	322	0	2821	78.4
Artie Collins	9	0	213	0	0	0	213	23.7	12	0	241	0	0	0	241	20.1
Spencer Uggla	9	183	7	0	0	0	190	21.1	9	183	7	0	0	0	190	21.1
Jacob Chapman	8	170	10	0	0	0	180	22.5	8	170	10	0	0	0	180	22.5
Andrew Rich	7	121	0	0	0	0	121	17.3	7	121	0	0	0	0	121	17.3
Emmett Turner	8	0	110	0	0	0	110	13.8	32	0	673	0	0	0	673	21.0
Cole Peters	7	96	0	0	0	0	96	13.7	7	96	0	0	0	0	96	13.7
EJ Talarico	8	0	25	4	57	0	86	10.8	8	0	25	4	57	0	86	10.8
B. Finkelberg	9	0	62	0	0	0	62	6.9	20	0	62	10	0	0	72	3.6
C. Pantelis	7	0	62	0	0	0	62	8.9	7	0	62	0	0	0	62	8.9
Bay Harvey	5	61	0	0	0	0	61	12.2	5	61	0	0	0	0	61	12.2
Will Leger	9	0	58	0	1	0	59	6.6	9	0	58	0	1	0	59	6.6
PJ Scales	6	0	23	0	35	0	58	9.7	6	0	23	0	35	0	58	9.7
Ryan Stevens	9	49	0	0	0	0	49	5.4	12	48	0	0	0	0	48	4.0
Finn Zechman	9	0	0	0	0	45	45	5.0	45	0	0	0	0	45	45	1.0
Wes Glime	2	40	0	0	0	0	40	20.0	3	40	0	0	0	0	40	13.3
M. Kilbane	9	0	0	0	0	39	39	4.3	45	0	0	5	0	92	97	2.2
Aaron Winston	5	31	0	0	0	0	31	6.2	5	31	0	0	0	0	31	6.2
Ross Andersson	7	0	0	0	0	27	27	3.9	32	0	0	7	0	61	68	2.1
Nick Seidel	6	0	0	0	0	26	26	4.3	30	0	0	0	0	32	32	1.1
Jameson Lajoie	9	0	0	0	0	23	23	2.6	13	0	0	0	0	23	23	1.8
Charlie Katz	4	7	0	0	0	0	7	1.8	10	26	0	0	0	0	26	2.6
Nick Smith	5	0	3	0	0	0	3	0.6	5	0	3	0	0	0	3	0.6
Matt Dubois	9	0	0	0	0	2	2	0.2	9	0	0	0	0	2	2	0.2
Isaac Scoville	9	0	0	0	0	-1	-1	-0.1	22	0	0	0	0	-1	-1	0.0
Luca Lutzel	9	0	0	-1	0	0	-1	-0.1	9	0	0	-1	0	0	-1	-0.1
TEAM	7	-29	0	0	0	0	-29	-4.1								
Total	9	1442	3318	7	467	161	5395	599.4								
Opponents	9	634	1662	69	795	46	3206	356.2								

Field Goals	att	good	long	blkd	att	good	long	blkd
Kyle Battles	9	4	45	0	9	4	45	0
John Krill	5	3	47	1	5	3	47	1
Total	14	7	47	1				
Opponents	6	6	33	0				

Punting	no.	yds	avg	lg	blk	no.	yds	avg	lg	blk
Kyle Battles	25	1006	40.2	68	1	61	2250	36.9	68	1
TEAM	2	0	0.0	0	1					
Total	27	1006	37.3	68	2					
Opponents	64	2285	35.7	63	0					

Kickoffs	no.	yds	avg	tb	ob	no.	yds	avg	tb	ob
Kyle Battles	66	4036	61.2	21	5	244	14480	59.3	63	12
Joe Zahner	7	416	59.4	1	0	7	416	59.4	1	0
Total	73	4452	61.0	22	5					
Opponents	28	1600	57.1	7	1					

2021 Johns Hopkins Football
Johns Hopkins Individual Season/Career Statistics (as of Nov 08, 2021)
All games

SEASON												CAREER											
##	Defensive Leaders	gp	ua	a	total	tfl	sack	int	pbu	fr	ff	blk	gp	ua	a	total	tfl	sack	int	pbu	fr	ff	blk
55	D. VanKouteren	9	21	22	43	2.5	0.5	.	1	1	1	.	18	27	29	56	2.5	0.5	.	1	1	1	.
96	Joe Tischler	9	16	24	40	1.0	0.5	.	1	2	.	.	31	36	40	76	8.5	4.5	.	2	2	1	2
18	Finn Zechman	9	31	8	39	0.0	.	4	7	.	1	.	45	85	22	107	1.0	.	6	18	2	3	.
31	Nick Seidel	6	23	14	37	2.0	1.0	2	4	1	1	.	30	103	59	162	10.5	3.0	7	6	1	1	.
8	M. Kilbane	9	27	8	35	1.0	.	3	1	2	1	.	45	131	46	177	8.0	.	8	23	4	4	4
6	Chris James	9	24	7	31	1.0	1.0	.	3	.	.	.	34	57	28	85	1.5	1.0	1	8	.	.	1
91	Nick DiFiore	8	18	12	30	8.5	4.0	.	2	1	.	.	18	27	23	50	10.5	4.5	.	3	1	.	.
99	Luke Schuermann	8	21	8	29	15.0	11.0	.	1	1	4	.	8	21	8	29	15.0	11.0	.	1	1	4	.
43	Matt Dubois	9	16	12	28	3.5	1.5	1	2	.	.	.	9	16	12	28	3.5	1.5	1	2	.	.	.
20	Ross Andersson	7	18	6	24	1.0	.	1	1	.	.	.	32	50	37	87	2.0	.	4	6	.	.	.
52	Chris Bedell	9	10	12	22	7.5	3.5	.	3	.	.	.	23	15	16	31	8.5	4.5	.	3	.	.	1
24	Isaac Scoville	9	14	4	18	0.0	.	1	3	1	.	.	22	21	7	28	0.0	.	1	6	1	.	.
19	M. Linguadoca	9	9	7	16	1.0	.	1	1	1	.	.	12	9	7	16	1.0	.	1	1	1	.	.
33	Aaron Shapiro	8	8	8	16	1.5	1.0	.	1	.	2	.	19	12	9	21	1.5	1.0	.	1	.	2	.
95	Carson Currie	8	11	5	16	4.0	1.0	9	12	6	18	4.0	1.0
32	Jameson Lajoie	9	9	5	14	1.5	.	1	13	9	5	14	1.5	.	1
47	Oliver Craddock	7	8	4	12	0.0	7	8	4	12	0.0
30	Spencer Uggla	9	5	7	12	0.0	9	5	7	12	0.0
23	PJ Penders	9	8	3	11	0.0	.	.	.	1	.	.	9	8	3	11	0.0	.	.	.	1	.	.
57	Zach Allen	9	4	3	7	0.5	0.5	14	4	4	8	0.5	0.5
90	Andrew Goldberg	9	3	2	5	1.5	1.5	9	3	2	5	1.5	1.5
27	Luca Lutzel	9	4	1	5	0.0	.	.	2	.	.	.	9	4	1	5	0.0	.	.	2	.	.	.
42	A. Garcia	9	1	3	4	0.0	.	.	1	.	.	.	14	1	5	6	0.0	.	.	1	.	.	.
22	Jake Spivak	5	2	1	3	0.0	5	2	1	3	0.0
83	C. Pantelis	7	3	.	3	0.0	7	3	.	3	0.0
61	Xander O'Malley	8	1	2	3	0.0	8	1	2	3	0.0
94	Tommy Romond	6	1	2	3	1.0	1.0	6	1	2	3	1.0	1.0
49	Luke Gatewood	9	1	1	2	0.0	9	1	1	2	0.0
45	Loic Sangwa	5	1	1	2	0.0	5	1	1	2	0.0
41	Matthew Konkol	5	2	.	2	0.0	1	.	5	2	.	2	0.0	1	.
17	Ryan Stevens	9	1	1	2	0.0	12	1	1	2	0.0
46	Zach Alligood	8	2	.	2	0.0	8	2	.	2	0.0
89	Emmett Turner	8	2	.	2	0.0	32	2	.	2	0.0
35	Josh Andersson	7	1	1	2	0.0	.	.	1	.	.	.	7	1	1	2	0.0	.	.	1	.	.	.
28	Phillip Perez	5	2	.	2	0.0	6	2	.	2	0.0
9A	Cole Bearden	4	1	1	2	0.0	4	1	1	2	0.0
29	Jacob Allsup	9	1	.	1	0.0	18	4	4	8	0.0	.	.	1	.	.	.
76	Tank Intrieri	3	.	1	1	0.0	3	.	1	1	0.0
53	Thomas Grehan	2	1	.	1	0.0	2	1	.	1	0.0
9	Jack Jurkovich	2	1	.	1	0.0	2	1	.	1	0.0
21	Danny Wolf	9	.	1	1	0.0	17	1	1	2	0.0
3	Ryan Hubley	9	1	.	1	0.0	36	2	1	3	0.0
TM	TEAM	7	1	.	1	0.0											
92	Kyle Battles	9	.	1	1	0.0	34	.	1	1	0.0
	Total	9	334	198	532	54	29	14	35	11	11	.											
	Opponents	9	380	258	638	44	12	6	27	8	7	4											

2021 Johns Hopkins Football
Johns Hopkins Overall Defensive Statistics (as of Nov 08, 2021)
All games

##	Defensive Leaders	gp	Tackles				Sacks no-yds	Pass defense			Fumbles		blkd	
			ua	a	tot	tfl/yds		int-yds	brup	qbh	rcv-yds	ff	kick	saf
55	D. VanKouteren	9	21	22	43	2.5-8	0.5-5	.	1	.	1-6	1	.	.
96	Joe Tischler	9	16	24	40	1.0-5	0.5-4	.	1	.	2-28	.	.	.
18	Finn Zechman	9	31	8	39	.	.	4-45	7	.	.	1	.	.
31	Nick Seidel	6	23	14	37	2.0-19	1.0-17	2-26	4	.	1-0	1	.	.
8	M. Kilbane	9	27	8	35	1.0-3	.	3-39	1	.	2-0	1	.	.
6	Chris James	9	24	7	31	1.0-2	1.0-2	.	3
91	Nick DiFiore	8	18	12	30	8.5-42	4.0-32	.	2	.	1-44	.	.	.
99	Luke Schuermann	8	21	8	29	15.0-102	11.0-90	.	1	.	1-0	4	.	.
43	Matt Dubois	9	16	12	28	3.5-24	1.5-12	1-2	2
20	Ross Andersson	7	18	6	24	1.0-1	.	1-27	1
52	Chris Bedell	9	10	12	22	7.5-24	3.5-17	.	3
24	Isaac Scoville	9	14	4	18	.	.	1--1	3	.	1-0	.	.	.
19	M. Linguadoca	9	9	7	16	1.0-2	.	1-0	1	.	1-0	.	.	.
95	Carson Currie	8	11	5	16	4.0-11	1.0-7
33	Aaron Shapiro	8	8	8	16	1.5-9	1.0-8	.	1	.	.	2	.	.
32	Jameson Lajoie	9	9	5	14	1.5-5	.	1-23
30	Spencer Uggl	9	5	7	12
47	Oliver Craddock	7	8	4	12
23	PJ Penders	9	8	3	11	1-14	.	.	.
57	Zach Allen	9	4	3	7	0.5-5	0.5-5
27	Luca Lutz	9	4	1	5	.	.	.	2
90	Andrew Goldberg	9	3	2	5	1.5-9	1.5-9
42	A. Garcia	9	1	3	4	.	.	.	1
61	Xander O'Malley	8	1	2	3
83	C. Pantelis	7	3	.	3
94	Tommy Romond	6	1	2	3	1.0-7	1.0-7
22	Jake Spivak	5	2	1	3
9A	Cole Bearden	4	1	1	2
41	Matthew Konkol	5	2	.	2	1	.	.
49	Luke Gatewood	9	1	1	2
35	Josh Andersson	7	1	1	2	.	.	.	1
28	Phillip Perez	5	2	.	2
46	Zach Alligood	8	2	.	2
45	Loic Sangwa	5	1	1	2
89	Emmett Turner	8	2	.	2
17	Ryan Stevens	9	1	1	2
29	Jacob Allsup	9	1	.	1
53	Thomas Grehan	2	1	.	1
76	Tank Intrieri	3	.	1	1
9	Jack Jurkovich	2	1	.	1
92	Kyle Battles	9	.	1	1
3	Ryan Hubley	9	1	.	1
21	Danny Wolf	9	.	1	1
TM	TEAM	7	1	.	1	1
Total		9	334	198	532	54-278	29-220	14-161	35	.	11-92	11	.	1
Opponents		9	380	258	638	44-138	12-83	6-46	27	2	8-2	7	4	.

2021 Johns Hopkins Football
Johns Hopkins Team Game-by-Game (as of Nov 08, 2021)
All games

TEAM STATISTICS

		Rushing				Receiving				Passing				Kick Returns				Punt Returns				tot		
Date	Opponent	no.	yds	td	lg	no.	yds	td	lg	cmp	att	int	yds	td	lg	no.	yds	td	lg	no.	yds	td	lg	off
Sep 04	at Stevenson	29	90	1	16	32	506	6	64	32	48	1	506	6	64	1	57	0	57	1	2	0	2	596
Sep 11	URSINUS	30	122	1	27	27	394	6	60	27	38	1	394	6	60	3	68	0	35	1	-1	0	0	516
Sep 18	at Juniata	38	281	6	46	30	478	5	36	30	44	0	478	5	36	1	10	0	10	2	4	0	4	759
Sep 25	at Moravian	34	136	2	18	31	312	1	29	31	44	1	312	1	29	4	180	2	90	0	0	0	0	448
Oct 02	FRANKLIN & MARSHALL	46	225	7	52	25	410	2	60	25	38	0	410	2	60	1	-2	0	0	0	0	0	0	635
Oct 15	at Muhlenberg	33	109	1	20	26	275	0	34	26	48	2	275	0	34	2	25	0	13	0	0	0	0	384
Oct 23	at Gettysburg	35	164	1	27	31	396	6	48	31	51	0	396	6	48	1	20	0	20	0	0	0	0	560
Oct 30	SUSQUEHANNA	35	149	4	23	27	268	1	34	27	35	0	268	1	34	3	72	0	30	0	0	0	0	417
Nov 06	DICKINSON	43	166	3	14	25	279	2	51	25	32	1	279	2	51	2	37	0	23	1	2	0	2	445
		323	1442	26	52	254	3318	29	64	254	378	6	3318	29	64	18	467	2	90	5	7	0	4	4760
Opponents		272	634	2	55	164	1662	8	64	164	312	14	1662	8	64	43	795	0	33	9	69	2	21	2296

Games: 9 • Avg/rush: 4.5 • Avg/catch: 13.1 • Pass effic: 163.07 • KR avg: 25.9 • PR avg: 1.4 • All purpose avg/game: 599.4 • Total offense avg/gm: 528.9

Date	Opponent	Tackles				Sacks no-yds	Fumble		Pass Defense			blkd kick	PAT Attempts			off		
		ua	a	total	tfl-yds		ff	fr-yds	int-yds	qbh	brup		kick	rush	rcv	saf	t/o	pts
Sep 04	at Stevenson	39	28	67	3.0-21	1.0-5	1	1-0	2-64	0	5	0	5-7	0	0	0	17	53
Sep 11	URSINUS	41	32	73	9.0-43	4.0-33	1	1-0	1-0	0	7	0	7-7	0	0	0	7	49
Sep 18	at Juniata	49	0	49	5.0-28	5.0-26	1	1-0	1-28	0	4	0	11-11	0	0	0	14	77
Sep 25	at Moravian	35	26	61	6.0-24	3.0-19	2	3-58	1-0	0	5	0	7-7	0	0	1	21	54
Oct 02	FRANKLIN & MARSHALL	24	34	58	7.0-23	3.0-16	2	1-0	2-4	0	4	0	7-8	0	1	0	20	66
Oct 15	at Muhlenberg	39	10	49	4.0-16	2.0-14	1	0-0	1--1	0	0	0	0-0	0	0	0	0	6
Oct 23	at Gettysburg	31	28	59	8.0-37	3.0-23	0	0-0	0-0	0	3	0	5-7	0	0	0	0	50
Oct 30	SUSQUEHANNA	38	24	62	5.0-52	4.0-48	2	2-34	3-29	0	4	0	3-4	1	0	0	25	38
Nov 06	DICKINSON	38	16	54	7.0-34	4.0-31	1	2-0	3-37	0	3	0	4-5	0	0	0	20	37
Opponents		334	198	532	54.0-278	28.0-215	11	11-92	14-161	0	35	0	49-56	1	1	1	124	430
		380	258	638	44.0-138	12.0-83	7	8-2	6-46	2	27	4	12-12	0	1	0	17	110

		Punting									Field Goals			Kickoffs				
Date	Opponent	no.	yds	avg	long	blkd	tb	fc	50+	i20	md-att	long	blkd	no.	yds	avg	tb	ob
Sep 04	at Stevenson	3	134	44.7	49	0	0	0	0	2	2-2	45	0	10	631	63.1	2	1
Sep 11	URSINUS	4	138	34.5	54	0	0	1	1	0	0-1	0	0	8	453	56.6	2	0
Sep 18	at Juniata	0	0	0.0	0	0	0	0	0	0	0-1	0	0	12	742	61.8	3	0
Sep 25	at Moravian	2	106	53.0	64	0	0	0	1	2	1-3	24	0	9	527	58.6	1	2
Oct 02	FRANKLIN & MARSHALL	4	143	35.8	68	1	0	1	1	1	1-1	23	0	10	627	62.7	4	0
Oct 15	at Muhlenberg	5	164	32.8	49	1	0	2	0	3	0-1	0	1	2	125	62.5	1	0
Oct 23	at Gettysburg	2	84	42.0	58	0	0	0	1	1	1-2	42	0	8	513	64.1	6	0
Oct 30	SUSQUEHANNA	4	150	37.5	40	0	1	0	0	1	1-1	33	0	7	396	56.6	2	2
Nov 06	DICKINSON	3	87	29.0	35	0	0	1	0	0	1-2	47	0	7	438	62.6	1	0
		27	1006	37.3	68	2	1	5	4	10	7-14	47	1	73	4452	61.0	22	5
Opponents		64	2285	35.7	63	0	2	21	6	18	6-6	33	0	28	1600	57.1	7	1

2021 Johns Hopkins Football
Johns Hopkins Opponent Game-by-Game (as of Nov 08, 2021)
All games

OPPONENT STATISTICS

		Rushing				Receiving				Passing				Kick Returns				Punt Returns				tot		
Date	Opponent	no.	yds	td	lg	no.	yds	td	lg	cmp	att	int	yds	td	lg	no.	yds	td	lg	no.	yds	td	lg	off
Sep 04	at Stevenson	22	69	0	22	30	382	2	64	30-47-2	382	2	64	7	121	0	25	2	6	0	5		451	
Sep 11	URSINUS	31	74	0	33	27	257	2	27	27-47-1	257	2	27	4	49	0	18	1	1	0	1		331	
Sep 18	at Juniata	31	63	0	15	16	119	0	36	16-37-1	119	0	36	9	151	0	26	0	0	0	0		182	
Sep 25	at Moravian	26	36	0	16	20	196	0	42	20-43-1	196	0	42	5	123	0	32	0	0	0	0		232	
Oct 02	FRANKLIN & MARSHALL	28	31	0	10	10	77	0	15	10-26-2	77	0	15	6	130	0	33	1	8	1	0		108	
Oct 15	at Muhlenberg	33	84	0	12	15	200	2	38	15-30-1	200	2	38	1	22	0	22	2	44	1	21		284	
Oct 23	at Gettysburg	35	33	0	9	11	82	0	25	11-23-0	82	0	25	2	27	0	17	0	0	0	0		115	
Oct 30	SUSQUEHANNA	35	114	1	14	18	158	1	38	18-30-3	158	1	38	3	69	0	26	3	10	0	10		272	
Nov 06	DICKINSON	31	130	1	55	17	191	1	38	17-29-3	191	1	38	6	103	0	21	0	0	0	0		321	
		272	634	2	55	164	1662	8	64	164-312-14	1662	8	64	43	795	0	33	9	69	2	21		2296	
Johns Hopkins		323	1442	26	52	254	3318	29	64	254-378-6	3318	29	64	18	467	2	90	5	7	0	4		4760	

Games: 9 • Avg/rush: 2.3 • Avg/catch: 10.1 • Pass effic: 96.80 • KR avg: 18.5 • PR avg: 7.7 • All purpose avg/game: 356.2 • Total offense avg/gm: 255.1

Date	Opponent	Tackles				Sacks no-yds	Fumble		Pass Defense			blkd kick	PAT Attempts			off		
		ua	a	total	tfl-yds		ff	fr-yds	int-yds	qbh	brup		kick	rush	rcv	saf	t/o	pts
Sep 04	at Stevenson	49	16	65	4.0-17	1.0-11	1	0-0	1-0	0	2	0	1-1	0	1	0	0	18
Sep 11	URSINUS	35	30	65	8.0-26	2.0-16	0	1-0	1-16	0	2	0	3-3	0	0	0	7	21
Sep 18	at Juniata	41	18	59	1.0-3	0.0-0	1	3-0	0-0	0	2	0	0-0	0	0	0	0	0
Sep 25	at Moravian	42	30	72	2.0-6	1.0-5	0	0-0	1-29	0	3	0	0-0	0	0	0	3	6
Oct 02	FRANKLIN & MARSHALL	41	40	81	8.0-26	2.0-19	1	1-0	0-0	0	6	1	1-1	0	0	0	0	10
Oct 15	at Muhlenberg	50	18	68	6.0-14	2.0-7	1	1-2	2-1	1	2	2	3-3	0	0	0	0	21
Oct 23	at Gettysburg	42	32	74	6.0-10	0.0-0	0	0-0	0-0	1	5	1	0-0	0	0	0	0	0
Oct 30	SUSQUEHANNA	38	32	70	6.0-20	2.0-10	2	2-0	0-0	0	4	0	2-2	0	0	0	7	17
Nov 06	DICKINSON	42	42	84	3.0-16	2.0-15	1	0-0	1-0	0	1	0	2-2	0	0	0	0	17
Johns Hopkins		380	258	638	44.0-138	12.0-83	7	8-2	6-46	2	27	4	12-12	0	1	0	17	110
		334	198	532	54.0-278	28.0-215	11	11-92	14-161	0	35	0	49-56	1	1	1	124	430

		Punting									Field Goals			Kickoffs				
Date	Opponent	no.	yds	avg	long	blkd	tb	fc	50+	i20	md-att	long	blkd	no.	yds	avg	tb	ob
Sep 04	at Stevenson	6	185	30.8	39	0	0	2	0	4	1-1	33	0	4	229	57.2	2	0
Sep 11	URSINUS	6	257	42.8	45	0	2	0	0	2	0-0	0	0	4	245	61.2	1	0
Sep 18	at Juniata	10	361	36.1	63	0	0	3	2	2	0-0	0	0	1	77	77.0	0	0
Sep 25	at Moravian	6	210	35.0	40	0	0	4	0	1	2-2	28	0	4	197	49.2	0	0
Oct 02	FRANKLIN & MARSHALL	10	407	40.7	60	0	0	3	2	4	1-1	22	0	2	95	47.5	1	0
Oct 15	at Muhlenberg	7	237	33.9	53	0	0	4	1	3	0-0	0	0	4	239	59.8	1	1
Oct 23	at Gettysburg	10	272	27.2	36	0	0	4	0	0	0-0	0	0	1	62	62.0	0	0
Oct 30	SUSQUEHANNA	4	144	36.0	45	0	0	1	0	1	1-1	30	0	4	242	60.5	1	0
Nov 06	DICKINSON	5	212	42.4	60	0	0	0	1	1	1-1	32	0	4	214	53.5	1	0
		64	2285	35.7	63	0	2	21	6	18	6-6	33	0	28	1600	57.1	7	1
Johns Hopkins		27	1006	37.3	68	2	1	5	4	10	7-14	47	1	73	4452	61.0	22	5