

JOHNS HOPKINS MEN'S LACROSSE

- 2019 GAME NOTES -



Game 10 | Apr. 6, 2019 | 2 pm | Homewood Field | Baltimore, MD



#20 JOHNS HOPKINS BLUE JAYS

Overall: 5-4 | B1G: 1-0

Head Coach

Dave Pietramala - Johns Hopkins '90
Overall Record: 225-102 (.688)
Record at Johns Hopkins: 202-85 (.704)

TV/Live Video

Live Stats

TV _____ ESPN
Video _____ WatchESPN
Stats _____ HopkinsSports.com



#19 RUTGERS SCARLET KNIGHTS

Overall: 6-4 | B1G: 1-0

Head Coach

Brian Brecht - Springfield '95
Overall Record: 122-106 (.535)
Record at Rutgers: 57-57 (.500)

Social Media

Twitter _____ @jhumenslacrosse
_____ @HopkinsSports
Instagram _____ @jhumenslax

JOHNS HOPKINS VS. RUTGERS

The Game

« Johns Hopkins (5-4, 1-0 B1G) returns home for the first of two consecutive games at Homewood Field as the Blue Jays welcome Rutgers (6-4, 1-0 B1G) for Homecoming.
« Johns Hopkins is coming off a 14-8 win at Michigan in its B1G-opener last Saturday in Ann Arbor.

The Facts

« This is the 132nd season of Johns Hopkins men's lacrosse. JHU first fielded a team in 1883.
« Johns Hopkins enters this week's game with an all-time record of 988-338-15.
« JHU owns 44 national championships with nine NCAA titles, 29 USILA titles and six ILA crowns to its credit.

April Reign

« JHU is 17-7 in its last 24 games in the month of April dating back to the 2014 season.
« Also dating back to 2014, the Blue Jays are 9-2 in their last 11 home games played in the month of April.

Poll Position

« Johns Hopkins is ranked 20th in this week's USILA Coaches Poll and is receiving votes in the Inside Lacrosse Media Poll. These are the two official in-season polls conducted throughout the regular season.
« Rutgers is ranked 19th in this week's USILA Coaches Poll and 18th in the Inside Lacrosse Media Poll. Both complete polls can be found on page 11.

Series History

« This week's game will be the 40th game in a series that dates to a 13-0 Johns Hopkins win in 1920.
« JHU leads the all-time series 33-6 and won last season's meeting, 13-12, at Rutgers.
« Since the formation of the B1G in 2015, Johns Hopkins and Rutgers have played five times with JHU winning three of five. The aggregate score in those five games is 55-55.
« The complete series history can be found on page 12.

2019 JOHNS HOPKINS

SCHEDULE & RESULTS

Feb.	9	@ Towson (LSN)	L/8-17
	16	#2 Loyola (ESPN3)	L/12-18
	23	@ #10 North Carolina (ACCExtra)	W/11-10
Mar.	2	@ Princeton (ESPN+)	W/14-12
	9	@ #15 Syracuse (ACC Extra)	L/10-14
	12	Mount St. Mary's (ESPN3)	W/11-4
	16	Delaware (ESPN3)	W/12-10
	23	#9 Virginia (ESPN3)	L/11-16
	30	@ Michigan (BTN) *	W/14-8
Apr.	6	#19 Rutgers (HC) (ESPN) *	2 pm
	14	Ohio State (ESPN) *	Noon
	21	@ Penn State (ESPN) *	Noon
	27	@ Maryland (BTN) *	7:30 pm
May	2	Big Ten Semifinals (@ Rutgers)	
	4	Big Ten Championship (@ Rutgers)	

* Big Ten Game

JOHNS HOPKINS

ATHLETIC COMMUNICATIONS

Director of Athletic Communications: _ Ernie Larossa

Larossa Office Phone: _____ 410/516-0552

Larossa Cell Phone: _____ 410/299-7437

Larossa Fax: _____ 410/516-7482

Larossa Email: _____ elarossa@jhu.edu

Asst. Director of Ath. Communications: _ Jill Guise

Guise Office Phone _____ 410/516-0638

Athletic Communications Asst: _ Lauren Dellipoali

Dellipoali Office Phone: _____ 410/516-0591


Coordinator of Digital Media: _ Matt Lawrence

Lawrence Office Phone: _____ 410/516-3471

On the Web: _____ www.HopkinsSports.com

Helmet Stickers

« Johns Hopkins will wear two stickers on the back of its helmets in 2019.
« The old Houston Oiler logo with "RSO" is for Ralph S. O'Connor, a 1951 Johns Hopkins graduate, who passed away on December 30, 2018. O'Connor was a long-time supporter of the Blue Jay lacrosse program.
« The football with "JM" is for Jim Margraff, the Blue Jays' highly-successful football coach who passed away suddenly on January 2, 2019. Margraff guided his 2018 team to the NCAA Semifinals and was named Division III National Coach of the Year just two weeks before he died.



Things to Know - Rutgers

« Rutgers comes to Homewood Field fresh off a 14-6 win at then fourth-ranked Ohio State last Sunday. The Scarlet Knights are now 6-4 overall and 1-0 in the B1G.

« RU has won two straight entering this week's game and has alternated two-game winning streaks and two-game losing streaks through its first 10 games.

« Since allowing 18 goals in an 18-14 loss at Syracuse on March 16, the 'Knights have allowed a total of 13 goals in wins against Hofstra and Ohio State.

« The best man-down unit in the nation will be on display at Homewood Field as Rutgers has allowed just three extra-man goals on 26 attempts (.885) this season.

« Through 10 games, RU ranks in the top 10 in the nation in clearing percentage (4th/.887) and turnovers per game (5th/14.2).

Scarlet Knights to Watch

Max Edelmann (Sr. • G)

« Edelmann enters this week's game with a 9.88 goals against average and a .620 save percentage. He has posted at least 11 saves in every game this season and 17+ in three straight.

« A 2017 Second Team All-Big Ten selection, he boasts a 26-14 career record with a 9.39 goals against average and a .543 ave percentage.

Adam Charalambides (So. • A)

« Playing this season after battling through consecutive seasons that were lost to torn ACLs.

« Has a team-high 30 goals and eight assists for 38 points in 10 games this season and has 73 goals and 22 assists in 26 career games.

« Scored nine goals in two games against Johns Hopkins in 2016, when he was named the Big Ten Freshman of the Year.

Kyle Pless (Sr. • D)

« One of the top defensive players in the Big Ten and certainly one of the most experienced with 55 career games played.

« Leads the team with 18 caused turnovers and also has 26 ground balls on the year. 18 CTs are already a career high and 26 GBs are just eight away of his personal best (2017).

Johns Hopkins and ESPNU

Johns Hopkins enjoys an exclusive national television agreement with ESPNU. All Johns Hopkins home games air on the ESPN family of networks with a majority of the games airing on ESPNU.

Johns Hopkins is the only lacrosse program in the nation - men or women - with its own exclusive national television agreement.

**On This Date**

« This week's game against Rutgers will be Johns Hopkins' 11th game on April 6 since 1955 (dates for games prior to 1955 not all available). The Blue Jays are 8-2 in the previous 10 games played on this date.

« The Blue Jays last played a game on April 6 in 2002. On that day, a junior attackman named **Bobby Benson** scored five goals and added two assists to lead JHU to a 12-9 win at Ohio State.

For What It's Worth

« This week's game will be JHU's 10th game of the season. Not including their games against JHU, the Blue Jays' first nine opponents are a combined 50-27 (.649) through games of April 2. That ranks as the fifth-best opponent winning percentage in the nation.

« Johns Hopkins' 13 regular season opponents are currently a combined 79-35 (.693). That ranks as the second-best opponent win percentage in the nation.

« JHU's four remaining opponents are a combined 29-8 (.784) - that ranks as the toughest remaining schedule in the nation.

Into Something BIG

« This week's game against Rutgers is the second of five straight to close the regular season against Big Ten opponents for Johns Hopkins.

« The Blue Jays are 14-7 (.667) in B1G regular season games since the league was formed in 2015.

All-Time Big Ten Regular Season Records

1. Maryland _____ 17-4
2. **Johns Hopkins** _____ **14-7**
3. Ohio State _____ 11-10
4. Penn State _____ 10-11
5. Rutgers _____ 9-12
6. Michigan _____ 2-19

A B1G Flashback

« Johns Hopkins returned to the scene of its 2018 Big Ten Championship with its game last weekend as the Blue Jays claimed their second tournament title with wins over Ohio State (6-5) and Maryland (13-10) at Michigan last May.

Big Ten Standings (Apr. 1)

	Big Ten Record	Overall Record	Streak
Penn State	1-0	8-1	W5
Rutgers	1-0	6-4	W2
Johns Hopkins	1-0	5-4	W1
Maryland	0-1	8-2	L1
Ohio State	0-1	7-1	L1
Michigan	0-1	3-6	L5

This Week's Games

Rutgers @ Johns Hopkins (Apr. 6)

Michigan @ Maryland (Apr. 6)

Ohio State @ Penn State (Apr. 7)

Kuhn Wearing #19

Senior **Robert Kuhn** will wear #19 this season after wearing #10 in 2017 and 2018. The number 19 was assigned to **Jeremy Huber** in the fall of 2014; less than two weeks prior to the start of what would have been Huber's freshman year in 2015, he passed away suddenly from complications from pneumonia. Hopkins kept Huber on its roster through last spring, when he would have been a senior and nobody else wore 19 from 2015-18.

After the 2018 season ended, head coach **Dave Pietramala** met with members of the senior class (Huber's classmates) and discussed issuing the number to a returning player in 2019 who best exemplified Huber. By a vote of the graduating seniors in 2018, Kuhn was selected to be the first player to wear #19 after Huber.



Johns Hopkins' Key Personnel**Attackmen**

No.	Name	Yr.	Stats	Of Interest
12	Luke Shilling	So.	1g, 0a	1g, vs. MSM, EMO Specialist
13	Kyle Marr	Sr.	19g, 8a	2g, 2a vs. Michigan, needs two goals for 100 in career
14	Cole Williams	Jr.	9g, 12a	Scored 50th career goal at Michigan
32	Joey Epstein	Fr.	23g, 10a	10 pts (8g, 2a) in last 2 gms, 2+ pts. in all 9 games

Midfielders

No.	Name	Yr.	Stats	Of Interest
1	Brett Baskin	So.	8g, 3a	First career hat trick @ Princeton, GWG at UNC, 1g, 1a vs. Loyola
2	Alex Concannon	Sr.	8g, 4a	2g, 2a @ Michigan, 21 career assists are third among active players
3	Connor DeSimone	So.	2g, 7a	Career-high 3a vs. Delaware, Only returning starter at midfield
4	Forry Smith	Jr.	10g, 1a	Career-high 4g @ Michigan, 26 goals, 9 assists in career
24	Jack Keogh	So.	6g, 2a	5-game point streak
29	Evan Zinn	Fr.	3g, 2a	2g vs. Virginia, #7 incoming freshman by <i>Inside Lacrosse</i>
31	Alexander Mabbett	Fr.	0g, 0a	Sharing time on 2nd midfield
37	Jake Lilly	Fr.	0g, 0a	Sharing time on 2nd midfield

Defensemen

No.	Name	Yr.	Stats	Of Interest
8	Patrick Foley	Sr.	0g, 2a, 12 GBs, 8 CTs	Seventh in school history with 33 career CTs
16	Owen Colwell	Jr.	2g, 1a, 18 GBs, 6 CTs	7 GBs @ Princeton, 1g, 1a, 2 GBs, 1 CT in 11-10 win @ UNC
34	Brandon Shure	So.	0g, 0a, 1 GB	Man-down specialist
44	Jack Rapine	Jr.	0g, 1a, 16 GBs, 8 CTs	T5th in school history with 35 career CTs

LSM

No.	Name	Yr.	Stats	Of Interest
19	Robert Kuhn	Sr.	3g, 1a, 26 GBs, 7 CTs	3rd on team in GBs, 4th on team in CTs
87	Jared Reinson	So.	0g, 0a, 10 GBs, 6 CTs	Career-highs of 5 GBs, 3 CTs at Syracuse

SSDM

No.	Name	Yr.	Stats	Of Interest
9	Matt Hubler	Jr.	2g, 4a, 20 GBs, 2 CTs	2a @ Princeton, 1g @ Syracuse, 4th on team in GBs
23	Danny Jones	Sr.	1g, 2a, 7 GBs, 9 CTs	Tied school record with 6 CTs @ Princeton
36	Owen McManus	Fr.	0g, 0a	Emerging as JHU's third SSDM

Faceoffs

No.	Name	Yr.	Stats	Of Interest
25	Kyle Prouty	So.	80-of-125 (.640)	75-of-106 (.708) in last 6 games
39	Matt Narewski	Fr.	54-of-109 (.495)	17-of-28 w/ 11 GBs, 1a vs. Loyola, 10-of-15 @ Princeton

Goalie

No.	Name	Yr.	Stats	Of Interest
7	Alex Gainey	Fr.		#8 incoming goalie by <i>Inside Lacrosse</i>
15	Ryan Darby	So.	12.16 GAA, .495 save %	12+ saves in five games, 10+ saves in seven games
17	Jacob Giacalone	Jr.		

Visitors to Homewood Field are greeted by a statue commemorating former Johns Hopkins men's lacrosse coach and Director of Athletics Robert H. Scott. The statue, which was unveiled in October 2016, is positioned at the main campus entrance to the stadium.

Scott, who passed away on September 15, 2016, spent 20 years as the men's lacrosse coach at Johns Hopkins (1955-74) and guided the Blue Jays to seven national championships, including the program's first NCAA title in 1974. He continued to serve the University as the Director of Athletics until 1995.

Many Johns Hopkins teams wore patches on their uniforms in honor of Scott the year after he died; the men's lacrosse patches included seven stars to commemorate his seven national championships.



Johns Hopkins Record When ...

	In 2019	Under Petro	Curr. Streak
Overall:	5-4	202-85	W1
At home:	2-2	116-29	L1
On the road:	3-2	66-40	W1
At a neutral site:	0-0	20-16	L1
On artificial turf:	0-0	51-4	W2
On grass:	1-0	21-18	W2
On Sportexe / Fieldturf:	4-4	130-63	W1
During the day:	4-3	151-63	W2
At night:	1-1	51-22	L1
In overtime:	0-0	27-16	W1
In one-goal games:	1-0	55-26	W3
On television:	5-4	154-73	W1
In weekday games:	1-0	54-9	W3
On the weekend (Sat/Sun.):	4-4	148-76	W1
Against teams ranked 1-5:	0-1	34-38	L2
Against teams ranked 6-10:	1-1	37-22	L1
Against teams ranked 11-20:	0-1	52-16	L1
Against unranked teams:	4-1	79-9	W4
Leading after one quarter:	2-3	126-20	L1
Leading at the half:	3-1	152-11	W3
Leading after three quarters:	4-1	170-10	W3
Trailing after one quarter:	2-1	45-50	W2
Trailing at the half:	2-2	30-65	W2
Trailing after three quarters:	1-3	18-68	L1
Tied after one quarter:	1-0	31-15	W2
Tied at the half:	0-1	20-9	L1
Tied after three quarters:	0-0	14-8	W1
Scoring first:	3-3	140-35	W1
Opponent scores first:	2-1	62-50	W1
Scoring 10 or more goals:	5-3	166-29	W1
Scoring less than 10 goals:	0-1	36-56	L2
Allowing 10 or more goals:	3-4	40-67	L1
Allowing less than 10 goals:	2-0	162-18	W5
Getting more ground balls:	4-1	138-29	W1
Getting less ground balls:	1-3	54-52	L1
Ground balls equal:	0-0	9-4	W2
Winning more faceoffs:	4-2	137-41	W1
Opp. wins more faceoffs:	0-2	55-40	L3
Faceoffs equal:	1-0	10-4	W1

« The Blue Jays' 2018 Big Ten title was its second as JHU also claimed the inaugural championship in 2015. JHU (2015, 2018) and Maryland (2016, 2017) have won all four Big Ten Tournament titles since the league was formed in 2015.

Doing the Little Things

« In the last six games, JHU is 117-of-135 (.867) on clears and has won 108-of-178 (.607) faceoffs. This is a big improvement from the Blue Jays' first two games of the season, when they were 28-of-40 (.700) on clears and 25-of-61 (.417) on faceoffs in losses to Towson and Loyola.

Lending a Hand

« Through nine games, 65 of Johns Hopkins' 103 goals have been assisted ... that's 63.1%. By comparison, JHU collected assists on 62.3% of its goals last season.

« For the record, the last time Johns Hopkins assisted on better than 65% of its goals for an entire season was in 2003, when the Blue Jays totaled 151 assists on 224 goals (67.4%).

Spreading it Around

« Johns Hopkins has 17 different goal-scorers and 21 different players have registered at least one point through nine games.

Class Act

« Johns Hopkins has scored 103 goals and collected 65 assists for 168 points through nine games with a strong balance in the scoring breakdown among the four classes.

« Blue Jay seniors lead the way with 31 goals and 48 points, while the team's juniors lead the way with 19 assists. The contribution of the freshman (29g, 14a) and sophomore (18g, 15a) classes have also been strong.

« The balance in scoring has been remarkable as each class has totaled at least 18 goals and 33 points through nine games.

« Below is a breakdown of the team's scoring by class thus far.

	Goals	Assists	Points
Freshmen	29	14	43
Sophomore	18	15	33
Juniors	25	19	44
Seniors	31	17	48
Totals	103	65	168

Non-Offensive Scoring

« With the addition of a shot clock this season, the pace of play has quickened and has resulted in more transition lacrosse. This has resulted in more scoring for Johns Hopkins' non-offensive players.

« Through nine games, non-offensive players (defensemen, long & short-stick defensive middies, faceoff specialists & goalies) have accumulated nine goals and 15 assists (24 points) for the Blue Jays.

« By comparison, in 17 games last season, the Blue Jays' non-offensive players totaled 10 goals and 7 assists (17 points).

« JHU's non-offensive players have combined for 21 points (8g, 13a) in the last seven games.

They combined for three goals and three assists in the 11-10 win at North Carolina and the group came back with two goals and three assists in the 14-12 win at Princeton.

JHU Scoring | (9 Games)**Non-Attackmen/Off. Middies**

Owen Colwell (D)	2g, 1a
Ryan Darby (G)	0g, 1a
Pat Foley (D)	0g, 2a
Matt Hubler (SSDM)	2g, 4a
Danny Jones (SSDM)	1g, 2a
Robert Kuhn (LSM)	3g, 1a
Matt Narewski (FO)	0g, 1a
Kyle Prouty (FO)	1g, 2a
Jack Rapine (D)	0g, 1a

Total _____ 9g, 15a

Winningest Program in College Lacrosse History

« Johns Hopkins enters this week's game against Rutgers with an all-time record of 988-338-15 to rank as the all-time winningest program in college lacrosse history.

« JHU is one of just seven schools with 700+ victories, one of just four with 800+ wins and one of two that has won 900 or more games.

« The seven schools with 700+ wins in Division I men's lacrosse history are listed below.

Rk.	School (2019 Record)	All-Time Record
1.	Johns Hopkins (5-4)	988-338-15
2.	Syracuse (6-3)	909-350-16
3.	Maryland (8-2)	830-273-4
4.	Navy (4-5)	802-362-14
5.	Army West Point (8-2)	794-390-7
6.	Hobart (8-2)	775-507-20
7.	Cornell (6-3)	765-485-27

Pietramala Sixth in Wins Among Active Head Coaches

« Johns Hopkins head coach **Dave Pietramala** enters this week's game ranked sixth among active Division I head coaches in career victories with 225.

« Including his time at Cornell, Pietramala sports a career record of 225-102 (.688). His mark at Johns Hopkins currently stands a 202-85 (.704).

Winningest Active Division I Coaches (Through Games of Apr. 2, 2019)

1.	John Danowski (Duke) (8-3)	407-197
2.	Bill Tierney (Denver) (6-3)	400-132
3.	Mike Pressler (Bryant) (3-7)	362-186
4.	Kevin Corrigan (Notre Dame) (5-3)	309-157
5.	John Desko (Syracuse) (6-3)	250-84
6.	Dave Pietramala (Johns Hopkins) (5-4)	225-102

In Case We Get There

« Johns Hopkins is 27-16 (.628) in overtime under the direction of head coach **Dave Pietramala**. JHU's last overtime game came in the first round of the 2018 NCAA Tournament, when the Blue Jays topped Georgetown, 10-9.

« Johns Hopkins has won seven of its last 10 overtime games.

One-Goal Wonders

« Including the 11-10 win at North Carolina, Johns Hopkins is 56-26 (.683) in one-goal games under head coach **Dave Pietramala**.

« The Blue Jays were 4-1 in one-goal games in 2018 and are 6-1 in their last seven one-goal games.

Blue Jays Top B1G Preseason Poll

« Johns Hopkins was the preseason favorite to claim the 2019 Big Ten title in a poll of the league's head coaches.

« JHU won the 2019 Big Ten Tournament title with a 13-10 victory over top-seeded Maryland. The tournament title was the second for Johns Hopkins, which also won the inaugural league crown in 2015.

The 2019 B1G Preseason Poll (2018 Record)

- 1 - Johns Hopkins (12-5)
- 2 - Maryland (14-4)
- 3 - Penn State (8-6)
- 4 - Ohio State (8-7)
- 5 - Rutgers (9-6)
- 6 - Michigan (8-6)

Pietramala Wins 200th at JHU

Johns Hopkins men's lacrosse coach **Dave Pietramala** picked up his 200th win at Johns Hopkins with the 11-4 victory over Mount St. Mary's on March 12. With that, he became the 17th coach in Division I history to win 200 games at one school. Below is a list of Division I coaches with 200+ wins at one school:

Bob Shillinglaw, Delaware (1979-2017)	310
Dick Garber, UMass (1955-90)	300
Kevin Corrigan, Notre Dame (1989-)	299
Roy Simmons, Jr., Syracuse (1971-98)	296
Dom Starsia, Virginia (1993-2016)	274
Carl Runk, Towson (1968-98)	262
Richie Moran, Cornell (1969-1997)	257
Roy Simmons, Sr., Syracuse (1931-70)	253
Jack Faber, Maryland (1928-63) *	251
John Desko, Syracuse (1999-)	249
Al Heagy, Maryland (1931-65) *	246
Sid Jamieson, Bucknell (1968-05)	242
Bill Tierney, Princeton (1988-2009)	238
Glenn Thiel, Penn State (1978-2010)	236
Howdy Myers, Hofstra (1950-75)	216
Greg Cannella, UMass (1995-)	213
Dave Pietramala, Johns Hopkins (2001-)	202

* Faber & Heagy served as co-coaches at Maryland from 1931-63 and share 225 wins.

Pronunciation Guide

1 Brett Baskin	Bass-kin
3 Connor DeSimone	Dee-sugh-moan
6 Marc Pion	Pee-ahn
9 Matt Hubler	Hugh-blurr
11 Kyle DiPietro	Dugh-pee-tro
17 Jacob Giacalone	Jack-alone
24 Jack Keogh	Key-oh
25 Kyle Prouty	Prowtee
27 Brady Keneally	Ca-kneel-eee
28 Jack Lyne	Line
31 Alexander Mabbett	Magh-bet
33 Matt Stagnitta	Stag-neat-ugh
34 Brandon Shure	Sure
39 Matt Narewski	Nugh-rew-ski
40 Garrett Degnon	Deg-non
44 Jack Rapine	Ray-pine
46 Spencer Sande	Sandy
50 Logan Blondell	Blon-dell
66 Weston Narewski	Nugh-rew-ski
87 Jared Reinson	Rhine-son
89 Taite Cattoni	Tate - Cugh-tony
99 Ryan Coulter	Cole-terr

Brett Baskin (So. | A) #1

« Tied for fifth on the team in scoring with eight goals and three assists through nine games.

« Tallied one goal and one assist against second-ranked Loyola.

« Scored what proved to be the game-winning goal in JHU's 11-10 win at 10th-ranked North Carolina.

« Tallied first career hat trick to lift JHU past Princeton, 14-12. Two of the three goals came during a 5-0 JHU run that turned a 9-7 deficit into a 12-9 lead.

« Added an assist at Syracuse and scored twice in the 11-4 win over Mount St. Mary's.

« Pushed point-scoring streak to five games with a goal against Delaware and six games with an assist against Virginia before streak was snapped at Michigan.

Taite Cattoni (Fr. | M) #89

« Played on JHU's second midfield in the first four games of the season before being lost for the season due to an injury.

« Scored first career goal early in the third quarter against the Towson. One of three freshmen to record a point against Towson.

« Tallied once against second-ranked Loyola and came back with one goal and one assist at 10th-ranked North Carolina.

« Younger brother of former Blue Jay midfielder Holden Cattoni.

Owen Colwell (Jr. | D) #16

« Has started all nine games on close defense and has two goals, one assist, 18 ground balls and six caused turnovers.

« Had one GB and one CT at Towson in season opener and added a GB against second-ranked Loyola.

« Scored one goal and added one assist, two ground balls and one caused turnover in JHU's 11-10 win at 10th-ranked North Carolina.

« Grabbed a career-high seven ground balls in the 14-12 win over Princeton.

« Chipped in two caused turnovers in the 12-10 win over Delaware.

« Scored one goal (from 65 yards) and added one ground ball and one caused turnover in a 14-8 win at Michigan.

« Has started all 26 games since the start of the 2018 season.

Alex Concannon (Sr. | M) #2

« Fourth on the team in scoring with eight goals and four assists for 12 points in nine games.

« Tallied one assist against second-ranked Loyola.

« Added one goal and one assist in the 14-12 win at Princeton. Goal vs. the Tigers was the seventh in a 7-1 run that turned a 9-7 deficit into a 14-10 lead.

« Scored twice in the 14-10 loss at Syracuse with both goals coming during game-opening 5-1 run.

« Made it two straight multi-goal games with a two-goal effort against Mount St. Mary's and added one goal against Delaware.

« Punched up two goals and two assists in a 14-8 win at Michigan. All four points came during an 11-3 game-ending run for the Blue Jays.

« Has played in 40 games with 13 starts in his career and has 21 goals and 21 assists to his credit.

« Third among active players with 21 career assists.

Ryan Darby (So. | G) #15

« In first season as a starter and has a 12.16 goals against average and a .495 save percentage.

« In the last seven games, boasts a 10.63 goals against average and a .523 save percentage.

« Made first career start in goal in the season opener at Towson. Totaled 15 saves and allowed 17 goals against the Tigers.

« 15 saves against Towson are most by a JHU goalie in first career start since Brian Carcatera had 16 at Princeton in 1997.

« Posted 11 saves against second-ranked Loyola and came back with seven saves in 11-10 win at 10th-ranked North Carolina to secure his first career victory.

« Totaled 13 saves in a 14-12 win at Princeton.

« Punched up a career-high 18 saves in a 14-10 loss at Syracuse.

« Registered 12 saves and allowed just four goals in 57:39 against Mount St. Mary's and came back with 11 saves in a 12-10 win over Delaware.

« Totaled 12 saves in a 16-11 loss to Virginia and added eight in a 14-8 win at Michigan. Also tallied first career assist in the win over the Wolverines.

Connor DeSimone (So. | M) #3

« Has started 24 of 26 career games.

« Ranks seventh on the team in scoring with two goals and seven assists in nine games. Seven assists rank fourth on the team.

« Totaled one goal and one assist in the opener at Towson. This marked the seventh multi-point game of his career.

« Chipped in one assist against second-ranked Loyola, Princeton and Syracuse.

« Tallied career-high three assists in a 12-10 win over Delaware, including one on the insurance goal with just over two minutes remaining.

« Scored once in a 16-11 loss to Virginia.

Kyle DiPietro (So. | SSDM) #11

« Saw most significant playing time of his career in season opener at Towson and also played against second-ranked Loyola.

« Jumped back into the lineup at Michigan and had one ground ball and one caused turnover.

Joey Epstein (Fr. | A) #32

« Leads the team in points (33) and goals (23) and ranks second in assists (10).

« Third nationally in goals per game among freshmen (2.56) and tied for seventh in points per game (3.67).

« Has registered at least two points in each of the first nine games this season.

« Started on attack in season opener at Towson.

« First freshman to start the season opener on attack at Johns Hopkins since Kyle Barrie and Peter LeSueur both started the opener against defending national champion Princeton in

Streaks-n-Stuff**Current Point-Scoring Streaks**

Kyle Marr	24 games
Joey Epstein	9 games
Jack Keogh	5 games
Cole Williams	3 games
Evan Zinn	2 games

Current Goal-Scoring Streaks

Joey Epstein	9 games
Kyle Marr	3 games

Current Assist Streaks

Cole Williams	3 games
---------------	---------

2002. The third starter on attack for the Blue Jays that day? Current JHU offensive coordinator Bobby Benson.

« Tallied one goal and one assist against Towson in the season opener.

« Big Ten Freshman of the Week after notching three goals and three assists against second-ranked Loyola. The six-point effort is the first for a JHU freshman since Shack Stanwick had six against Syracuse in the 2015 NCAA Quarterfinals.

« Came back with a two-goal, two-assist effort in 11-10 win at 10th-ranked North Carolina. Scored JHU's 10th goal and assisted on game-winner against the Tar Heels.

« Totaled two goals and one assist in a 14-12 win at Princeton. Both goals came during a 7-1 run that turned a 9-7 deficit into a 14-10 lead.

« Scored two goals in a 14-10 loss at Syracuse and added second career hat trick and one assist in the 11-4 win over Mount St. Mary's.

« Scored twice in a 12-10 win over Delaware.

« Nabbed second Big Ten Freshman of the Week award after tallying career-high five goals against Virginia. First Johns Hopkins freshman to score five goals in a game since current offensive coordinator Bobby Benson had five against Loyola on May 6, 2000.

« Made it back-to-back B1G Freshman of the Week honors with a three-goal, two-assist effort at Michigan. First freshman at JHU with consecutive 5+ point games since Shack Stanwick in 2015.

Patrick Foley (Sr. | D) #8

« Third-year starter on close defense who has two assists, 12 ground balls and eight caused turnovers in nine games.

« Fueled JHU's 11-10 win at 10th-ranked North Carolina with four GBs and two CTs while holding the Tar Heels' leading scorer off the scoresheet.

« Had one assist and two ground balls in a 14-12 win at Princeton and added two caused turnovers in the 12-10 win over Delaware.

« Grabbed three ground balls and had two caused turnovers against Virginia.

« Third Team USILA All-American and Second Team All-Big Ten selection last season.

« Has played in 41 games with 40 starts in his career and has three goals, two assists, 65 ground balls and 33 caused turnovers to his credit.

« Ranks seventh in school history with 33 career caused turnovers.

Matt Hubler (Jr. | SSDM) #9

« One of JHU's top two short stick defensive midfielders.

« Ranks ninth on the team in scoring with two goals and four assists and also has 20 GBs and 2 CTs.

« Six points this season are already more than any JHU defenseman, LSM or SSDM had in 2018.

« 20 GBs this season are already more than any JHU SSDM had in 2018.

« Totaled three ground balls and one caused turnover in the season opener against Towson.

« Added one assist, four ground balls and one caused turnover against second-ranked Loyola.

« Scored one goal and added two GBs in 11-10 win at 10th-ranked North Carolina.

« Had three ground balls and two assists in a 14-12 win at Princeton. Both assists came during a 7-1 run that turned a 9-7 deficit into a 14-10 lead.

« Scored once and added two ground balls in a 14-10 loss at Syracuse.

« Had one assist and added two ground balls against Virginia.

Danny Jones (Sr. | SSDM) #23

« Co-captain.

« Has one goal, two assists, seven ground balls and a team-high nine caused turnovers on the year.

« Named to USILA Team of the Week after tying the JHU record with six CTs while adding three GBs in a 14-12 win at Princeton. Tied CT record originally set by Michael Pellegrino in the 2015 Big Ten Championship game against Ohio State.

« Scored first career goal and added one CT in 11-4 win over Mount St. Mary's.

« Has played in 41 career games and counts one goal, four assists, 23 ground balls and 25 caused turnovers to his credit.

« Set a school record for non-long sticks with 14 caused turnovers in 2018.

« Ranks 12th in school history - and second among short stick players - with 25 career CTs.

Jack Keogh (So. | M) #24

« Has played on JHU's second midfield in first nine games and has played in 25 of 26 games since arriving at JHU in 2018.

« Scored once against Towson and added game-opening goal in 11-10 win at 10th-ranked North Carolina.

« Added one goal at Syracuse and first multi-point game of his career with one goal and one assist vs. Mount St. Mary's.

« Extended goal and point-scoring streaks to three games with a first-quarter strike against Delaware.

« Notched one goal against Virginia to push goal and point streaks to four games and added an assist at Michigan to extend to five games.

« Now has career totals of seven goals and three assists for 10 points.

Robert Kuhn (Sr. | LSM) #19

« Fourth-year regular at LSM.

« Has played in 56 career games and counts 12 goals, six assists, 105 ground balls and 30 caused turnovers to his credit.

« Ranks eighth in school history with 30 career CTs.

« Scored once and had four ground balls and one caused turnover against second-ranked Loyola.

« Scored once and added five GBs and one CT in 11-10 win at 10th-ranked North Carolina.

« Scored once and had two GBs and one CT in a 14-12 win at Princeton. Goal against the Tigers came during a 5-0 run that turned a 9-7 deficit into a 12-9 lead.

« Totaled four ground balls and one caused turnover in 11-4 win over Mount St. Mary's and added four GBs against Delaware and three against Virginia.

« Tallied first assist of the year, three ground balls and one caused turnover in a 14-8 win at Michigan.

Kyle Marr (Sr. | A) #13

« Co-captain.

« Named to the Tewaaron Watch List.

« Selected in the fifth round of the 2019 MLL Draft by the Denver Outlaws (45th overall).

« Ranks second on the team in goals (19) and points (27) and third in assists (8).

« Scored once against Towson in season opener and added five goals and one assist against second-ranked Loyola.

« Tallied twice and added an assist in 11-10 win at 10th-ranked North Carolina. Two goals against the 'Heels turned a 7-6 deficit into an 8-7 lead the Blue Jays never relinquished.

« Scored first two JHU goals in a 14-12 come-from-behind win at Princeton and added two goals and one assist at Syracuse.

« Fueled come-from-behind win against Delaware with three goals and two assists. Had a hand in JHU's last three goals (2g, 1a) as Jays scored final four goals in a 12-10 victory.

« Scored twice against Virginia and rang up two goals and two assists in a 14-8 win at Michigan.

« Has 98 goals and 48 assists for 146 points in his career.

« Ranks 21st in school history in career goals and tied for 26th in points.

« Father, Scott, is the head coach at Albany and played at JHU with current Blue Jay coach Dave Pietramala.

Matt Narewski (Fr. | FO) #39

« Is 54-of-109 (.495) on faceoffs and ranks second on the team with 30 ground balls through nine games.

« Solid in a three-game span against Loyola, North Carolina and Princeton as he was 39-of-67 (.582) on faceoffs with 21 ground balls in those three.

« Made career debut at Towson and won 3-of-11 faceoffs with one ground ball.

« Enjoyed a strong outing against then second-ranked Loyola as he won 17-of-28 faceoffs and added 11 ground balls and one assist.

Miscellaneous Statistics

Hat Tricks	2019	Career
Brett Baskin	1	1
Alex Concannon	0	1
Connor DeSimone	0	2
Joey Epstein	4	4
Kyle Marr	2	14
Forry Smith	1	1
Cole Williams	1	8

Multi-Goal Games	2018	Career
Brett Baskin	2	3
Alex Concannon	3	6
Connor DeSimone	0	5
Joey Epstein	8	8
Robert Kuhn	0	1
Kyle Marr	7	31
Forry Smith	2	7
Cole Williams	2	14
Evan Zinn	1	1

Multi-Assist Games	2018	Career
Alex Concannon	1	4
Connor DeSimone	1	1
Joey Epstein	3	3
Matt Hubler	1	1
Kyle Marr	2	13
Cole Williams	4	6

Multi-Point Games	2018	Career
Brett Baskin	3	4
Taite Cattoni	1	1
Owen Colwell	1	1
Alex Concannon	4	10
Connor DeSimone	2	8
Joey Epstein	9	9
Jake Fox	0	1
Matt Hubler	1	1
Jack Keogh	1	1
Robert Kuhn	0	1
Kyle Marr	7	38
Forry Smith	3	10
Cole Williams	5	18
Evan Zinn	1	1

« Won 12-of-24 faceoffs with one GB in 11-10 win at 10th-ranked North Carolina.

« Fueled 14-12 win at Princeton as he was 10-of-15 on faceoffs with nine ground balls.

Kyle Prouty (So. | FO) #25

« Is 80-of-125 (.640) on faceoffs with one goal, two assists and 38 ground balls to his credit.

« Has sparked in the last six games as he is 75-of-106 (.708) with one goal, two assists and 37 ground balls.

« Won 4-of-14 faceoffs and had one ground ball in the season opener at Towson and was 1-of-5 against second-ranked Loyola.

« Ignited JHU's 14-12 come-from-behind win at Princeton as he was 9-of-13 on faceoffs with one goal and two ground balls. Goal against the Tigers was the first goal in a 5-0 run that turned a 9-7 deficit into a 12-9 lead.

« Was 4-of-7 with one ground ball in a 14-10 loss at Syracuse and came back to go 11-of-12 with four ground balls and one assist in the 11-4 win over Mount St. Mary's.

« Won 17-of-23 faceoffs with nine GBs in a 12-10 win over Delaware.

« Big Ten Specialist of the Week after his effort in the wins over Mount St. Mary's and Delaware.

« Won 16 of a career-high 28 faceoff attempts and added one assist and six GBs against ninth-ranked Virginia.

« Won career-best 18 faceoffs on 23 attempts with a career-high 15 ground balls in a 14-8 win at Michigan. 15 GBs were the most by a JHU player since Drew Kennedy had 15 against Syracuse in 2014.

Jack Rapine (Jr. | D) #44

« Has started all 41 games since arriving at JHU in 2017.

« Totaled a team-high four ground balls in the season opener at Towson and added one ground ball and one caused turnover against second-ranked Loyola.

« Tallied one assist and one ground ball in 11-10 win at 10th-ranked North Carolina.

« Added two ground balls and two caused turnovers in a 14-12 come-from-behind win at Princeton, one ground ball and one caused turnover in a 14-10 loss at Syracuse and two GBs and one CT in 11-4 win over Mount St. Mary's.

« Chipped in two caused turnovers in a 12-10 win over Delaware and added two GBs against Virginia.

« Strong effort in a 14-8 win at Michigan included two ground balls and one caused turnover.

« Tied for fifth in school history with 35 career caused turnovers.

Jared Reinson (So. | LSM) #87

« Has played in all 26 games as JHU's number two long stick middle since the start of the 2018 season.

« Has 10 ground balls and six caused turnovers on the year. Tied for fifth on the team with six CTs on the year.

« Totaled a career-high five ground balls and a personal-best three caused turnovers in a 14-10 loss at Syracuse.

Forry Smith (Jr. | A/M) #4

« Co-captain.

« Ranks third on the team with 10 goals in and tied for fifth with 11 points in nine games.

« Started on JHU's first midfield at Towson and scored a team-high two goals and added one goal in the win at 10th-ranked North Carolina, another in the 14-10 loss at Syracuse and one against Mount St. Mary's.

« Extended goal-scoring streak to three games with what proved to be the game-winning goal with 2:46 remaining in a 12-10 win over Delaware.

« Punched up career-high four goals, including three EMO tallies, in a 14-8 win at Michigan. Three EMO goals were one shy of the JHU single-game record.

« Has played in 37 career games with nine starts and has 26 goals and nine assists to his credit.

Cole Williams (Jr. | A) #14

« Ranks third on the team in points (21), first in assists (12) and fourth in goals (9).

« Tallied one goal and a team-high three assists for four points in the season opener at Towson and added one goal against second-ranked Loyola.

« Totaled two assists and a pair of GBs in 11-10 win at 10th-ranked North Carolina.

« Tallied first hat trick of the season with three goals and one assist in a 14-12 win at Princeton. Scored twice against the Tigers during a 9-3 run that turned a 7-5 third-quarter deficit into a 14-10 lead.

« Matched career high with three assists and added two goals for five points in a 12-10 win over Delaware.

« Posted two assists against Virginia and came back with one goal and one assist at Michigan. Goal against the Wolverines was the 50th of his career.

« Has played in 41 games with 26 starts (all 26 games since the start of the 2018 season) and has 50 goals and 30 assists for 80 points in his career.

Evan Zinn (Fr. | M) #29

« Has played in all nine games at midfield and also sees time as a wing on faceoffs.

« Counts three goals, two assists, 10 ground balls and three caused turnovers to his credit.

« Picked up first career point - an assist - in the season opener at Towson.

« Notched first career goal in a 14-12 win at Princeton.

« Punched up first multi-goal game of career with two goals against ninth-ranked Virginia.

« Added one assist and two ground balls in a 14-8 win at Michigan.

JHU MLax and the Friends of Jaclyn

The Johns Hopkins men's lacrosse team is partnered with the Friends of Jaclyn Foundation (FOJ). This is the third time the Blue Jays have partnered with FOJ.

The Blue Jays "adopted" Connor Durgin on October 7, 2015 and he has been a fixture at games and other team events since then. He took part in the pregame meeting with officials and team captains when the Blue Jays hosted Syracuse on March 19, 2016 and made the trip to Penn State a month later and made the Blue Jays' call on the coin toss (tails), which JHU won.

Durgin also took part in the pregame schedule against Penn State in 2017 and Ohio State during the 2018 season.

The Friends of Jaclyn Foundation's mission is to improve the quality of life for children battling pediatric brain tumors and other childhood cancers and to raise awareness through the Adopt-a-Child, Safe on the Sidelines and Guardian Angel Programs. FOJ does this by pairing the afflicted child and their siblings with local high school and college sports teams.



Individual Player Career Highs

Attackmen | Midfielders | Defenders (Scoring + Miscellaneous)

No.	Name	Goals	Assists	Points	Miscellaneous/Notes
1	Brett Baskin	3, @ Princeton (2019)	1, Three Times	3, @ Princeton (2019)	
2	Alex Concannon	3, @ Syracuse (2018)	3, @ Ohio State-2 (2017)	5, @ Syracuse (2018)	
3	Connor DeSimone	3, Twice	3, vs. Delaware (2019)	3, Three Times	
4	Forry Smith	4, @ Michigan (2019)	1, Nine Times	4, @ Michigan (2019)	
8	Patrick Foley	1, Three Times	1, @ Princeton, MSM (2019)	1, Five Times	4 GBs vs. UNC (2016), 2 CTs vs. Del. (2019), UNC (2016)
9	Matt Hubler	1, @ #10 UNC (2019)	2, @ Princeton (2019)	2, @ Princeton (2019)	
12	Luke Shilling	1, vs. OSU (2018), MSM (2019)	1, vs. Maryland-1 (2018)	1, Three times	
13	Kyle Marr	6, vs. Virginia (2017)	6, vs. Michigan (2017)	9, vs. Michigan (2017)	11 games with 5+ points
14	Cole Williams	5, vs. Maryland-2 (2018)	3, vs. Delaware (2019)	6, Twice	
16	Owen Colwell	1, @ #10 UNC, @ Mich. (2019)	1, @ #10 UNC (2019)	2, @ #10 UNC (2019)	7 GBs @ Princeton (2019)
18	Jake Fox	1, Three Times	1, Twice	2, vs. Duke (2018)	
19	Robert Kuhn	2, vs. Syracuse (2017)	1, Six Times	2, vs. Syracuse (2017)	7 GBs vs. Penn St. (2017) 2 CTs, Three times
23	Danny Jones	1, vs. MSM (2019)	1, Four Times	1, Five Times	6 CTs @ Princeton (2019)
24	Jack Keogh	1, Seven Times	1, Three Times	2, vs. MSM (2019)	
29	Evan Zinn	2, vs. #9 Virginia (2019)	1, Twice	2, vs. #9 Virginia (2019)	
32	Joey Epstein	5, vs. #9 Virginia (2019)	3, vs. #2 Loyola (2019)	6, vs. #2 Loyola (2019)	
44	Jack Rapine		1, Twice	1, Twice	5 GBs @ Princeton (2017) 3 CTs, Twice
87	Jared Reinson	1, @ Loyola (2018)		1, @ Loyola (2018)	5 GBs @SU ('19), 3 CTs @SU ('19)
89	Taite Cattoni	1, Three Times	1, @ #10 UNC (2019)	2, @ #10 UNC (2019)	
Faceoff Specialists					
No.	Name	Faceoffs Won	Faceoff Attempts	GBs	Miscellaneous/Notes
25	Kyle Prouty	18, @ Michigan (2019)	28, vs. #9 Virginia (2019)	15, @ Michigan (2019)	1g vs. PU ('19) 1a vs. MSM & #9 UVA (2019)
39	Matt Narewski	17, vs. #2 Loyola (2019)	28, vs. #2 Loyola (2018)	11, vs. #2 Loyola (2018)	1a, vs. #2 Loyola
Goalies					
No.	Name	Saves-1	Saves-2	Saves-3	Miscellaneous/Notes
25	Ryan Darby	18 @ Syracuse (2019)	15, @ Towson (2019)	13, @ Princeton (2019)	

The Last Time Johns Hopkins ...**Scored 20 or more goals**

22, vs. Marist (5-14-2005)

Scored 15 or more goals

15, @ #10 Virginia (3-24-2018)

Scored 15 or more goals in back-to-back games

16, vs. Princeton (3-3-2018)

18, @ #7 Syracuse (3-10-2018)

Totaled 30 or more points

33 (19g, 14a), vs. Michigan (4-22-2017)

Allowed 15 or more goals

16, vs #9 Virginia (3-23-2019)

Allowed 15 or more goals in back-to-back games

17, @ Towson (2-9-2019)

18, vs. #2 Loyola (2-16-2019)

Allowed 15 or more goals and won

17, #15 Virginia (3-25-2017)

Won 20 or more faceoffs

20 (20-of-26), vs. Delaware (3-16-2019)

Grabbed 50 or more ground balls

77, vs. St. Joe's (4-21-1999)

Grabbed 60 or more ground balls

77, vs. St. Joe's (4-21-1999)

Grabbed 70 or more ground balls

77, vs. St. Joe's (4-21-1999)

Took 50 or more shots

52, @ Virginia (3-24-2018)

Took 60 or more shots

62, vs. #15 Virginia (3-25-2017)

Took 70 or more shots

83, vs. St. Joe's (4-21-1999)

Took 80 or more shots

83, vs. St. Joe's (4-21-1999)

Scored five or more extra-man goals

5 (5-of-5), vs. Michigan (4-22-2017)

Scored a man-down goal

Patrick Foley @ #4 Brown (5-14-2016)

Scored a man-down goal in back-to-back gamesZach Palmer (Towson) &
John Kaestner (Michigan) (2-16/23-2013)**Allowed five or more extra-man goals**

5 (5-of-7), vs. #8 UMass (5-21-2005)

Allowed a man-down goal

Tye Kurtz, Delaware (3-16-2019)

Held an opponent scoreless for a half:

Mount St. Mary's (1st half) (4-14-2014)

Held an opponent scoreless for two straight Qtrs.:

Michigan (2nd & 3rd Qtrs.) (3-30-2019)

Held an opponent scoreless for three straight Qtrs.:

Manhattan (1-3 Qtrs.) (3-6-2012)

Held an opponent scoreless for 1st three Qtrs:

Manhattan (1-3 Qtrs.) (3-6-2012)

Held an opponent scoreless for 30 or more cons. min:

31:50, vs. Michigan (3-30-2019)

Held an opponent scoreless for 40 or more cons. min:

44:56, @ Mount St. Mary's (4-14-2014)

Held an opponent scoreless for 50 or more cons. min:

60:00, vs. Manhattan (3-6-2012)

Posted a shutout:

Manhattan (W/11-0) (3-6-2012)

Held an opponent shotless for a quarter:

2nd Qtr. @ #12 Princeton (3-2-2012)

Came from behind to win

@ Michigan -

Trailed 1-0 in 1st Qtr - Won 14-8 (3-30-19)

Came from two goals down to win

vs. Delaware -

Trailed as late as 10-8/4th Qtr-Won 12-10 (3-16-19)

Came from three goals down to win

vs. Georgetown -

Trailed as late as 9-6/4th Qtr-Won 10-9 (OT) (5-13-18)

Came from four goals down to win

vs. Georgetown -

Trailed as late as 8-4/3rd Qtr-Won 10-9 (OT) (5-13-18)

Came from five goals down to win

vs. Georgetown -

Trailed as late as 8-3/3rd Qtr-Won 10-9 (OT) (5-13-18)

Came from six goals down to win

@ Virginia -

Trailed as late as 9-3/3rd Qtr - Won 15-13 (3-24-18)

Came from seven goals down to win

@ Virginia -

Trailed as late as 9-2/3rd Qtr - Won 15-13 (3-24-18)

Won a game with a goal in the final min. of regulation

vs. Ohio State -

Alex Concannon goal with :11.3 left -

Won 6-5 (5-3-18)

Blew a lead and lost

vs. #9 Virginia

Led as late as 8-7 in 3rd qtr. -

Lost 16-11 (3-23-2019)

Blew a two-goal lead and lost

@ #15 Syracuse

Led as late as 5-3 in 2nd qtr. -

Lost 14-10 (3-9-2019)

Blew a three-goal lead and lost

@ #15 Syracuse

Led as late as 5-2 in 1st qtr. -

Lost 14-10 (3-9-2019)

Blew a three-goal lead in back-to-back games and lost

@ #1 Syracuse -

Led 5-2 in 2nd qtr. - Lost 13-10 (3-14-2015)

vs. #7 Virginia -

Led 6-3 in 2nd qtr. - Lost 16-15 (OT) (3-21-2015)

Blew a four-goal lead and lost

@ #15 Syracuse

Led 5-1 in 1st qtr. -

Lost 14-10 (3-9-2019)

Blew a five-goal lead and lost

vs. Navy -

Led 5-0 in 2nd quarter - Lost 9-8 in OT (4-24-2010)

Blew a six-goal lead and lost

vs. #4 Syracuse -

Led 8-2 in 2nd Q - Lost 15-14 (3-15-2003)

The Last Time a Johns Hopkins Player ...**Scored 5 or more goals**

5, Joey Epstein vs. #9 Virginia (3-23-2019)

A Freshman Scored 5 or more goals

5, Joey Epstein vs. #9 Virginia (3-23-2019)

Scored 5 or more goals in a Quarter

5, Kyle Marr vs. #12 Georgetown (4th Q) (5-13-2018)

Score 5 or more goals in back-to-back games

Kyle Marr vs. #15 Virginia (6) and

vs. #7 Rutgers (5) (2017)

Scored 6 or more goals

6, Kyle Marr vs. #15 Virginia (3-31-2017)

Scored 7 or more goals

8, Ryan Brown @ #3 Maryland (4-25-2015)

Scored 8 or more goals

8, Ryan Brown @ #3 Maryland (4-25-2015)

Dished out 4 or more assists

4, Shack Stanwick

vs. #12 Georgetown (5-13-2018)

Had two players dish out 4 or more assists

4, Shack Stanwick & Cole Williams

@ Rutgers (4-1-2018)

Dished out 5 or more assists

5, Shack Stanwick vs. Delaware (3-17-2018)

Dished out 5 or more assists in back-to-back Games

Wells Stanwick vs. Ohio State (5) &

Towson (5) (2-9 & 2-15-2014)

Dished out 6 or more assists

6, Kyle Marr vs. Michigan (4-22-2017)

Dished out 7 or more assists

8, Dave Marr vs. Navy (4-19-1996)

Dished out 8 or more assists

8, Dave Marr vs. Navy (4-19-1996)

Had five players with 4 or more points

S. Stanwick (4), R. Brown (4), W. Dismuke (4)

C. Radziewicz (4), H. Cattoni (4)

@ Michigan (4-23-16)

Totaled 5 or more points in back-to-back games

Joey Epstein vs. #9 Virginia (5) &

@ Michigan (5) (2019)

Totaled 5 or more points in three straight games

Shack Stanwick vs. #10 N. Carolina (7),

vs. Princeton (5) & vs. #6 Towson (7) (2-28 - 3-12-16)

Had three players with 5 or more points

Shack Stanwick (5), Cole Williams (5)

Alex Concannon (5) @ #7 Syracuse (3-10-2018)

Totaled 6 or more points

6, Kyle Marr (5g, 1a) vs. #2 Loyola (2-16-19)

6, Joey Epstein (3g, 3a) vs. #2 Loyola (2-16-19)

Totaled 6 or more points in back-to-back games

Shack Stanwick vs. UMBC (7) and

vs. Delaware (7) (2018)

Had two players with 6 or more points

6, Kyle Marr (5g, 1a) vs. #2 Loyola (2-16-19)

6, Joey Epstein (3g, 3a) vs. #2 Loyola (2-16-19)

Totaled 7 or more points

7, Kyle Marr (5g, 2a) vs. #12 Georgetown (5-13-18)

Totaled 7 or more points in back-to-back games

Shack Stanwick vs. UMBC (7) and

vs. Delaware (7) (2018)

Totaled 8 or more points

9, Kyle Marr (3g, 6a) vs. Michigan (4-22-17)

Totaled 9 or more points

9, Kyle Marr (3g, 6a) vs. Michigan (4-22-17)

Totaled 10 or more points

11 (5g, 6a), Dan Denihan vs. #10 Towson (5-2-1999)

Totaled 11 points

11 (5g, 6a), Dan Denihan vs. #10 Towson (5-2-1999)

Scored three or more extra-man goals

3, Forry Smith @ Michigan (3-30-2019)

Scored an overtime goal

Shack Stanwick vs. #12 Georgetown (5-13-2018)

Grabbed 14 or more ground balls

15, Kyle Prouty @ Michigan (3-30-2019)

Won 15 or more faceoffs

19, Kyle Prouty @ Michigan (3-30-2019)

Won 15 or more faceoffs in back-to-back games

Kyle Prouty vs. Delaware (17),

vs. #9 Virginia (16), (2019), @ Michigan (19)

Won 15 or more faceoffs in three straight games

Kyle Prouty vs. Delaware (17),

vs. #9 Virginia (16), (2019), @ Michigan (19)

Won 20 or more faceoffs

20, Hunter Moreland vs. Delaware (3-17-2018)

Registered 20 or more saves

20, Pierce Bassett vs. #8 Loyola (5-8-2010)

JHU's History in the USILA Poll

Total Weeks:	483
Total Weeks at #1:	103
Weeks in top 5:	306
Weeks in top 10:	420
Weeks in top 20:	477
Consecutive at #1:	14 (4/12/04-5/9/05)
Most Consecutive in top 5:	129 (3/19/73-3/23/87)
Most Consecutive in top 10:	157 (3/19/73-3/25/90)
Most Consecutive 1 in top 20:	363 (3/19/73-4/18/2010)

Weeks Ranked - By Ranking
(Through Poll of April 1, 2019)

Rank	Polls
1st	103
2nd	72
3rd	58
4th	41
5th	32
6th	37
7th	26
8th	21
9th	21
10th	12
11th	15
12th	5
13th	5
14th	7
15th	4
16th	3
17th	7
18th	3
19th	4
20th	1
RV	6

The Johns Hopkins office of Athletic Communications uses the USILA Coaches Poll to reflect JHU's official national ranking. This poll predates all other lacrosse polls and provides the longest-running consistent national ranking system. This does not imply that the USILA Poll is in any way more official, but for historical purposes it provides the most consistency.

USILA Coaches Poll (4-1-19)

1.	Penn State (20)	8-1	400
2.	Maryland	8-2	358
3.	Loyola Maryland	7-2	352
4.	Virginia	8-2	331
5.	Yale	6-2	327
6.	Duke	8-3	283
7.	Ohio State	7-1	254
8.	Penn	5-3	250
9.	Notre Dame	5-3	233
10.	Denver	6-3	210
11.	Towson	6-3	204
12.	Cornell	6-3	192
13.	Syracuse	5-3	190
14.	Lehigh	7-3	133
15.	High Point	8-2	99
16.	Army West Point	8-2	96
17.	UMass	7-3	89
18.	North Carolina	7-3	56
19.	Rutgers	6-4	48
20.	Johns Hopkins	5-4	39

Others Receiving Votes: Hobart, Vilanova, Georgetown, Richmond, Delaware

Johns Hopkins Week-by-Week in the USILA Coaches Poll

Preseason	7th
Feb. 11	15th
Feb. 18	RV
Feb. 25	18th
Mar. 4	17th
Mar. 11	17th
Mar. 18	15th
Mar. 25	18th
Apr. 1	20th



Inside Lacrosse Media Poll (4-1-19)

1.	Penn State (26)	8-1	538
2.	Loyola Maryland	7-2	486
3.	Maryland	8-2	474
4.	Virginia (1)	8-2	464
5.	Yale	6-2	432
6.	Penn	5-3	394
7.	Notre Dame	5-3	348
8.	Duke	8-3	338
9.	Ohio State	7-1	298
10.	Cornell	6-3	271
11.	Syracuse	5-3	258
12.	Towson	6-3	250
13.	Denver	6-3	241
14.	High Point	8-2	187
15.	Lehigh	7-3	179
16.	Army West Point	8-2	122
17.	UMass	7-3	119
18.	Rutgers	6-4	77
19.	North Carolina	7-3	69
20.	Hobart	8-1	55

Others Receiving Votes: Johns Hopkins, Vilanova, Georgetown, Delaware, Richmond, Princeton

Johns Hopkins Week-by-Week in the Inside Lacrosse Media Poll

Preseason	7th
Feb. 11	17th
Feb. 18	RV
Feb. 25	18th
Mar. 4	18th
Mar. 11	17th
Mar. 18	16th
Mar. 25	20th
Apr. 1	RV

Inside The Series			
	6	33	
	WINS	LOSSES	
	33	6	
	WINS	LOSSES	

JHU-Rutgers Series Notes

Series Record: _____ Johns Hopkins leads, 33-6

Current Streak: _____ JHU Won 2

Current Streak at Homewood Field: _____ JHU Won 1

Current Streak at Rutgers: _____ JHU Won 1

Pietramala vs. Rutgers (@ JHU): _____ 3-2

@ Homewood Field: _____ 2-1

@ Rutgers: _____ 1-1

Neutral: _____ 0-0

Longest JHU Win Streak vs. RU: _____ 13 (1965-1989)

Longest RU Win Streak vs. JHU: _____ 2 (2016)

- Johns Hopkins leads the all-time series, 33-6, against Rutgers.
- Johns Hopkins and Rutgers played in the first-ever Big Ten men's lacrosse game on March 28, 2015 - the Blue Jays won 9-7.
- Rutgers counts wins against JHU in 1929, 1955, 1964 and 1990 and two victories in 2016. The Scarlet Knights' six wins include three at home and three at Homewood Field.
- Johns Hopkins has scored at least 10 goals in 22 of the last 24 games against Rutgers and in 32 of 39 all-time meetings.
- JHU is 20-3 against Rutgers in games played at Homewood Field and 12-3 against the Scarlet Knights in games played in Piscataway.

5-1-1920	Johns Hopkins-13, Rutgers-0	5-2-1984	#2 Johns Hopkins-21, #6 Rutgers-10
5-11-1929	Rutgers-5, Johns Hopkins-4	5-1-1985	#1 Johns Hopkins-13, Rutgers-8
4-27-1935	Johns Hopkins-7, Rutgers-0	3-14-1987	Johns Hopkins-10, Rutgers-7
5-2-1936	Johns Hopkins-12, Rutgers-7	3-19-1988	Johns Hopkins-13, Rutgers-9
4-10-1954	Johns Hopkins-11, Rutgers-3	3-18-1989	Johns Hopkins-10-Rutgers-6
4-16-1955	Rutgers-12, Johns Hopkins-2	3-1-1990	Rutgers-14, Johns Hopkins-10
3-29-1958	Johns Hopkins-17, Rutgers-5	3-16-1991	#6 Johns Hopkins-13, Rutgers-5
4-25-1959	Johns Hopkins-17, Rutgers-14	3-14-1992	#5 Johns Hopkins-18, Rutgers-3
4-23-1960	Johns Hopkins-12, Rutgers-2	3-20-1993	#4 Johns Hopkins-15, Rutgers-10
4-22-1961	Johns Hopkins-9, Rutgers-7	3-12-1994	#4 Johns Hopkins-11, Rutgers-7
5-5-1962	Johns Hopkins-13, Rutgers-11	3-11-1995	#2 Johns Hopkins-16, Rutgers-5
5-4-1963	Johns Hopkins-14, Rutgers-8	3-8-1997	#4 Johns Hopkins-22, #19 Rutgers-8
5-2-1964	Rutgers-11, Johns Hopkins-10	3-7-1998	#7 Johns Hopkins-18, #20 Rutgers-9
4-14-1965	Johns Hopkins-15, Rutgers-9	3-28-2015	#19 Johns Hopkins-9, Rutgers-7 ^
4-20-1966	Johns Hopkins-8, Rutgers-7	4-2-2016	Rutgers-16, #11 Johns Hopkins-9 ^
5-3-1969	Johns Hopkins-20, Rutgers-5	5-5-2016	#18 Rutgers-14, #10 Johns Hopkins-12 #
5-2-1970	Johns Hopkins-13, Rutgers-5	3-31-2017	#13 Johns Hopkins-12, #7 Rutgers-6 ^
5-1-1971	Johns Hopkins-21, Rutgers-9	4-1-2018	#7 Johns Hopkins-13, #10 Rutgers-12 ^
4-18-1972	Johns Hopkins-12, Rutgers-5	<div>Home Team in BOLD</div> <div>^ Big Ten Game</div> <div># Big Ten Tournament</div>	
4-17-1973	#1 Johns Hopkins-14, #8 Rutgers-9		
4-16-1974	#3 Johns Hopkins-13, Rutgers-10		

2019 Johns Hopkins Men's Lacrosse Roster

No	Name	Pos.	Ht.	Wt.	Yr.	Hometown/High School (Previous College)
1	Brett Baskin (<i>Bass-kin</i>)	A	6-0	165	So.	Plymouth Meeting, PA/La Salle College High
2	Alex Concannon	M	5-5	165	Sr.	Syosset, NY/Syosset
3	Connor DeSimone (<i>Dee-sugh-moan</i>)	M	5-11	200	So.	St. James, NY/Smithtown East
4	Forry Smith	A	6-2	195	Jr.	Schwenksville, PA/Haverford
5	Jake Calnan	D	6-0	215	Fr.	Norwell, MA/Phillips Exeter Academy
6	Marc Pion (<i>pee-ahn</i>)	M	6-0	200	Jr.	Montréal, QC/IMG Academy (Harvard)
7	Alex Gainey	G	6-3	195	Fr.	Westwood, MA/St. Sebastians School
8	Patrick Foley	D	6-1	185	Sr.	Winchester, MA/St. John's Prep
9	Matt Hubler (<i>Hugh-blurr</i>)	M	5-10	200	Jr.	Rumson, NJ/Lawrenceville
11	Kyle DiPietro (<i>Dugh-pee-tro</i>)	M	6-2	185	So.	Lutherville, MD/St. Paul's
12	Luke Shilling	A	5-10	160	So.	Towson, MD/Boys' Latin
13	Kyle Marr	A	5-11	185	Sr.	Clifton Park, NY/Shenendehowa, Hill Academy
14	Cole Williams	A	6-5	210	Jr.	Marriottsville, MD/Loyola
15	Ryan Darby	G	5-9	175	So.	Plano, TX/Plano West
16	Owen Colwell	D	6-2	205	Jr.	Westfield, NJ/Westfield
17	Jacob Giacalone (<i>Jack-a-loan</i>)	G	6-0	195	Jr.	Lake Ronkonkoma, NY/Sachem
18	Jake Fox	A	6-3	220	Sr.	Ottawa, ON/Hill Academy
19	Robert Kuhn	LSM	5-11	205	Sr.	Moorestown, NJ/Moorestown
20	Lucas Capobianco-Hogan	D	6-0	205	So.	Mount Sinai, NY/Mount Sinai
23	Danny Jones	M	5-8	170	Sr.	Baldwin, NY/St. Anthony's
24	Jack Keogh (<i>Key-oh</i>)	A	5-9	180	So.	Manhasset, NY/Manhasset
25	Kyle Prouty (<i>Prowtee</i>)	M/FO	5-11	185	So.	New Egypt, NJ/New Egypt
26	Jack Hawley	M	5-10	155	Fr.	Bethpage, NY/St. Anthony's
27	Brady Keneally (<i>Ca-kneel-ee</i>)	D	6-3	160	Fr.	St. James, NY/St. Anthony's
28	Jack Lyne (<i>Line</i>)	LSM	6-4	215	Jr.	Concord, MA/Middlesex
29	Evan Zinn	M	6-3	200	Fr.	Westport, CT/Staples
31	Alexander Mabbett (<i>Magh-bet</i>)	M	6-4	215	Fr.	Victor, NY/Victor
32	Joey Epstein	A	5-11	185	Fr.	Bethesda, MD/Landon
33	Matt Stagnitta (<i>Stag-neat-ugh</i>)	M	5-10	175	Jr.	Skillman, NJ/Montgomery
34	Brandon Shure (<i>Sure</i>)	D	6-1	205	So.	Brookeville, MD/McDonogh
35	Paul Steel	D	6-1	205	Jr.	Washington, DC/Bullis
36	Owen McManus	M	6-0	195	Fr.	Idlewylde, MD/Friends School
37	Jake Lilly	M	6-4	205	Fr.	Arnold, MD/Severn School
39	Matt Narewski (<i>Nugh-rew-ski</i>)	M/FO	6-3	195	Fr.	Wrentham, MA/New Hampton School
40	Garrett Degnon (<i>Deg-non</i>)	M	6-4	210	Fr.	Harwood, MD/DeMatha
44	Jack Rapine (<i>Ray-pine</i>)	D	6-1	205	Jr.	Ambler, PA/Upper Dublin
46	Spencer Sande (<i>Sandy</i>)	M/FO	6-0	175	Fr.	Minneapolis, MN/Academy of Holy Angels
50	Logan Blondell (<i>Blon-dell</i>)	LSM	6-4	210	Fr.	Center Valley, PA/Southern Lehigh
51	Zach Ernst	M	6-1	205	Jr.	Clermont, FL/East Ridge
66	Weston Narewski (<i>Nugh-rew-ski</i>)	M/FO	6-0	200	So.	Wrentham, MA/New Hampton School
87	Jared Reinson (<i>Rhine-son</i>)	LSM	6-1	205	So.	Princeton, NJ/Montgomery
89	Taite Cattoni (<i>Cugh-tony</i>)	M	5-9	180	Fr.	Peterborough, ON/Salisbury School (CT)
92	Michael Gomez	D	6-0	190	Fr.	Melville, NY/Half Hollow Hills East
99	Ryan Coulter (<i>Cole-terr</i>)	M	5-11	185	Sr.	Dundas, ON/Culver Military

Head Coach: Dave Pietramala (19th season/Johns Hopkins '90)

Associate Head Coach: Bill Dwan (Johns Hopkins '91)

Assistant Coaches: Bobby Benson (Johns Hopkins '03), Larry Quinn (Johns Hopkins '85)

Director of Lacrosse Operations: Tim O'Branski (Salisbury '09)

Captains: Danny Jones, Kyle Marr, Forry Smith

2019 Johns Hopkins Lacrosse
Johns Hopkins Game Results
All games (as of Mar 31, 2019)

Date	Opponent		Score	Overall	Conf	Site	Att.	Goalie
Feb 09	at TOWSON	L	8-17	0-1-0	0-0-0	Towson, Md.	1509	Ryan Darby (0-1)
Feb 16	#2 LOYOLA	L	12-18	0-2-0	0-0-0	Baltimore, MD	4630	Ryan Darby (0-2)
Feb 23	at #10 North Carolina	W	11-10	1-2-0	0-0-0	Chapel Hill, N.C.	204	Ryan Darby (1-2)
Mar 02	at Princeton University	W	14-12	2-2-0	0-0-0	Princeton, NJ	1244	Ryan Darby (W, 2-2)
Mar 09	at #15 Syracuse	L	10-14	2-3-0	0-0-0	Syracuse, N.Y.	3950	Ryan Darby (2-3)
Mar 12	MOUNT ST. MARY'S	W	11-4	3-3-0	0-0-0	Baltimore, MD	685	Ryan Darby (3-3)
Mar 16	DELAWARE	W	12-10	4-3-0	0-0-0	Baltimore, MD	1194	Ryan Darby (4-3)
Mar 23	#9 VIRGINIA	L	11-16	4-4-0	0-0-0	Baltimore, MD	2273	Ryan Darby (4-4)
* Mar 30	at Michigan	W	14-8	5-4-0	1-0-0	Ann Arbor, Mich.	1123	Ryan Darby (5-4)

Team Record	W-L-T	Attendance	Dates	Total	Average
Overall:	5-4	Total:	9	16812	1868
Conference:	1-0	Home:	4	8782	2196
Home:	2-2	Away:	5	8030	1606
Away:	3-2	Neutral:	0	0	0
Neutral:	0-0				
Overtime:	0-0				

2019 Johns Hopkins Lacrosse
Johns Hopkins Overall Team Statistics
All games (as of Mar 31, 2019)

Overall: 5-4 Conf: 1-0 Home: 2-2 Away: 3-2 Neut: 0-0

TEAM STATISTICS	JHU	OPP
SHOT STATISTICS		
Goals-Shot attempts	103-377	109-361
Goals scored per game	11.44	12.11
Shot pct.	.273	.302
Shots on goal-Attempts	214-377	216-361
SOG pct.	.568	.598
Shots/Game	41.9	40.1
Assists	65	53
MAN-UP OPPORTUNITIES		
Goals-Opportunities	14-38	8-29
Conversion Percent	.368	.276
GOAL BREAKDOWN		
Total Goals	103	109
Man-up	14	8
Man-down	0	1
Unassisted	38	56
Overtime	0	0
Goals scored average	11.44	12.11
GROUND BALLS		
	274	275
TURNOVERS		
	140	133
CAUSED TURNOVERS		
	64	66
FACEOFFS (W-L)		
Faceoff W-L Pct.	.565	.435
CLEARS		
Clear Pct.	.829	.835
PENALTIES		
Number	36	37
Minutes	30:00	32:30
SHOT CLOCK VIOLATIONS		
	10	8
ATTENDANCE		
Total	8782	8030
Dates/Avg Per Date	4/2196	5/1606
Neutral Site #/Avg	0/0	

Goals by Period	1st	2nd	3rd	4th	Total
Johns Hopkins	31	22	26	24	103
Opponents	27	28	27	27	109

Saves by Period	1st	2nd	3rd	4th	Total
Johns Hopkins	20	34	35	18	107
Opponents	20	21	40	30	111

Shots by Period	1st	2nd	3rd	4th	Total
Johns Hopkins	93	86	103	95	377
Opponents	90	103	97	71	361

Shots on Goal	1st	2nd	3rd	4th	Total
Johns Hopkins	51	43	66	54	214
Opponents	47	62	62	45	216

2019 Johns Hopkins Lacrosse
Johns Hopkins Overall Individual Statistics
All games (as of Mar 31, 2019)

Overall: 5-4 Conf: 1-0 Home: 2-2 Away: 3-2 Neut: 0-0

##	Player	gp-gs	g	a	pts	sh	sh%	sog	sog%	up	dn	gb	t/o	ct	faceoff	pct	pen-min
32	Joey Epstein	9-9	23	10	33	68	.338	41	.603	1	0	14	17	2	-	-	2-2.5
13	Kyle Marr	9-9	19	8	27	67	.284	37	.552	5	0	17	13	6	-	-	3-2.0
14	Cole Williams	9-9	9	12	21	54	.167	24	.444	0	0	12	19	3	-	-	3-2.0
2	Alex Concannon	9-9	8	4	12	32	.250	13	.406	3	0	5	4	1	-	-	-
4	Forry Smith	9-9	10	1	11	30	.333	23	.767	3	0	3	3	0	-	-	-
1	Brett Baskin	9-0	8	3	11	15	.533	12	.800	0	0	4	3	0	-	-	-
3	Connor DeSimone	9-9	2	7	9	20	.100	10	.500	0	0	8	6	0	-	-	2-2.0
24	Jack Keogh	9-0	6	2	8	31	.194	17	.548	0	0	2	3	0	-	-	1-0.5
9	Matt Hubler	9-0	2	4	6	5	.400	3	.600	0	0	20	3	2	-	-	3-2.0
29	Evan Zinn	9-0	3	2	5	11	.273	6	.545	0	0	10	2	3	-	-	1-0.5
89	Taite Cattoni	4-0	3	1	4	10	.300	7	.700	1	0	2	4	0	-	-	-
19	Robert Kuhn	9-0	3	1	4	7	.429	4	.571	0	0	26	4	7	-	-	3-3.0
16	Owen Colwell	9-9	2	1	3	4	.500	2	.500	0	0	18	3	6	-	-	2-2.0
25	Kyle Prouty	8-0	1	2	3	2	.500	1	.500	0	0	38	9	0	80-125	.640	-
23	Daniel Jones	9-0	1	2	3	2	.500	1	.500	0	0	7	3	9	-	-	8-6.5
33	Matt Stagnitta	6-0	2	0	2	3	.667	3	1.000	0	0	0	0	0	-	-	-
8	Patrick Foley	9-9	0	2	2	4	.000	2	.500	0	0	12	3	8	-	-	3-2.5
12	Luke Shilling	8-0	1	0	1	4	.250	3	.750	1	0	0	4	0	-	-	-
44	Jack Rapine	9-9	0	1	1	2	.000	2	1.000	0	0	16	5	8	-	-	1-1.0
39	Matt Narewski	8-0	0	1	1	1	.000	0	.000	0	0	30	5	1	54-109	.495	-
15	Ryan Darby	9-9	0	1	1	0	.000	0	.000	0	0	16	6	0	-	-	-
87	Jared Reinson	9-0	0	0	0	1	.000	1	1.000	0	0	10	0	6	-	-	-
37	Jake Lilly	5-0	0	0	0	1	.000	0	.000	0	0	0	1	0	-	-	-
36	Owen McManus	8-0	0	0	0	1	.000	0	.000	0	0	0	0	0	0-1	.000	-
31	Alexander Mabbett	5-0	0	0	0	1	.000	1	1.000	0	0	1	0	0	-	-	-
18	Jake Fox	3-0	0	0	0	1	.000	1	1.000	0	0	0	1	0	-	-	-
66	Weston Narewski	2-0	0	0	0	0	.000	0	.000	0	0	1	0	0	1-4	.250	-
50	Logan Blondell	4-0	0	0	0	0	.000	0	.000	0	0	0	0	0	-	-	2-2.0
40	Garrett Degnon	3-0	0	0	0	0	.000	0	.000	0	0	0	0	0	-	-	-
34	Brandon Shure	5-0	0	0	0	0	.000	0	.000	0	0	1	0	0	-	-	-
26	Jack Hawley	3-0	0	0	0	0	.000	0	.000	0	0	0	0	0	-	-	-
20	L. Capobianco-Hogan	2-0	0	0	0	0	.000	0	.000	0	0	0	0	0	-	-	-
17	Jacob Giacalone	1-0	0	0	0	0	.000	0	.000	0	0	0	0	0	-	-	-
11	Kyle DiPietro	3-0	0	0	0	0	.000	0	.000	0	0	1	1	1	-	-	1-1.0
6	Marc Pion	6-0	0	0	0	0	.000	0	.000	0	0	0	0	1	-	-	-
Total		9	103	65	168	377	.273	214	.568	14	0	274	140	64	135-239	.565	36-30.0
Opponents		9	109	53	162	361	.302	216	.598	8	1	275	133	66	104-239	.435	37-32.5

##	Goalie	gp-gs	min	ga	gaavg	saves	pct	w	l	t	shots faced
17	Jacob Giacalone	1-0	2:21	0	0.00	0	.000	0	0	0	0
15	Ryan Darby	9-9	537:39	109	12.16	107	.495	5	4	0	361
Total		9	540:00	109	12.11	107	.495	5	4	0	361
Opponents		9	540:00	103	11.44	111	.519	4	5	0	377

Goals by Period	1st	2nd	3rd	4th	Total
Johns Hopkins	31	22	26	24	103
Opponents	27	28	27	27	109

Saves by Period	1st	2nd	3rd	4th	Total
Johns Hopkins	20	34	35	18	107
Opponents	20	21	40	30	111

Shots by Period	1st	2nd	3rd	4th	Total
Johns Hopkins	93	86	103	95	377
Opponents	90	103	97	71	361

Attendance Summary	JHU	Opponent
Total	8782	8030
Dates/Avg Per Date	4/2196	5/1606
Neutral Site #/Avg	0/0	

Shots on Goal	1st	2nd	3rd	4th	Total
Johns Hopkins	51	43	66	54	214
Opponents	47	62	62	45	216

CLEARs: Johns Hopkins -- 145-175 .829, Opponents -- 152-182 .835.
MAN-UP OPPS: Johns Hopkins -- 14-38 .368, Opponents -- 8-29 .276.

2019 Johns Hopkins Lacrosse
Johns Hopkins Individual Season/Career Statistics
All games (as of Mar 31, 2019)

SEASON

CAREER

##	Player	gp-gs	g	a	pts	sh	sh%	gw	up	dn	qb	t/o	ct	faceoff	pen-min	gp-gs	g	a	pts	sh	sh%	gw	up	dn	qb	t/o	ct	faceoff
32	Joey Epstein	9-9	23	10	33	68	.338	1	1	0	14	17	2	-	2-2.5 •	9-9	23	10	33	68	.338	1	1	0	14	17	2	-
13	Kyle Marr	9-9	19	8	27	67	.284	0	5	0	17	13	6	-	3-2.0 •	56-37	98	48	146	298	.329	5	18	0	70	53	11	-
14	Cole Williams	9-9	9	12	21	54	.167	0	0	0	12	19	3	-	3-2.0 •	41-26	50	30	80	218	.229	3	0	0	33	50	7	-
2	Alex Concannon	9-9	8	4	12	32	.250	0	3	0	5	4	1	-	-	40-14	21	21	42	77	.273	2	3	0	17	15	4	-
4	Forry Smith	9-9	10	1	11	30	.333	2	3	0	3	3	0	-	-	37-10	26	9	35	70	.371	4	5	0	23	10	1	-
1	Brett Baskin	9-0	8	3	11	15	.533	1	0	0	4	3	0	-	-	20-0	12	3	15	24	.500	1	0	0	5	3	0	-
3	Connor DeSimone	9-9	2	7	9	20	.100	0	0	0	8	6	0	-	2-2.0 •	26-24	18	9	27	77	.234	1	1	0	28	15	1	-
24	Jack Keogh	9-0	6	2	8	31	.194	0	0	0	2	3	0	-	1-0.5 •	25-0	7	3	10	45	.156	0	0	0	3	8	1	-
9	Matt Hubler	9-0	2	4	6	5	.400	0	0	0	20	3	2	-	3-2.0 •	25-0	2	5	7	6	.333	0	0	0	32	3	2	-
29	Evan Zinn	9-0	3	2	5	11	.273	0	0	0	10	2	3	-	1-0.5 •	9-0	3	2	5	11	.273	0	0	0	10	2	3	-
89	Taite Cattoni	4-0	3	1	4	10	.300	0	1	0	2	4	0	-	-	4-0	3	1	4	10	.300	0	1	0	2	4	0	-
19	Robert Kuhn	9-0	3	1	4	7	.429	0	0	0	26	4	7	-	3-3.0 •	56-0	12	7	19	40	.300	0	0	0	105	16	30	1-6
16	Owen Colwell	9-9	2	1	3	4	.500	0	0	0	18	3	6	-	2-2.0 •	41-27	2	1	3	4	.500	0	0	0	46	8	15	-
25	Kyle Prouty	8-0	1	2	3	2	.500	0	0	0	38	9	0	80-125	-	20-0	1	2	3	3	.333	0	0	0	42	10	1	101-189
23	Daniel Jones	9-0	1	2	3	2	.500	0	0	0	7	3	9	-	8-6.5	41-0	1	4	5	2	.500	0	0	0	23	10	25	-
33	Matt Stagnitta	6-0	2	0	2	3	.667	0	0	0	0	0	0	-	-	17-0	2	0	2	3	.667	0	0	0	1	1	0	-
8	Patrick Foley	9-9	0	2	2	4	.000	0	0	0	12	3	8	-	3-2.5 •	41-40	3	2	5	17	.176	0	0	1	65	17	33	-
12	Luke Shilling	8-0	1	0	1	4	.250	1	1	0	0	4	0	-	-	21-0	2	1	3	9	.222	1	2	0	0	5	0	-
44	Jack Rapine	9-9	0	1	1	2	.000	0	0	0	16	5	8	-	1-1.0 •	41-41	0	2	2	3	.000	0	0	0	76	13	35	-
39	Matt Naweski	8-0	0	1	1	1	.000	0	0	0	30	5	1	54-109	-	8-0	0	1	1	1	.000	0	0	0	30	5	1	54-109
15	Ryan Darby	9-9	0	1	1	0	.000	0	0	0	16	6	0	-	-	10-9	0	1	1	0	.000	0	0	0	16	6	0	-
87	Jared Reinson	9-0	0	0	0	1	.000	0	0	0	10	0	6	-	-	26-0	1	0	1	3	.333	0	0	0	28	1	8	0-7
37	Jake Lilly	5-0	0	0	0	1	.000	0	0	0	1	0	0	-	-	5-0	0	0	0	1	.000	0	0	0	0	1	0	-
36	Owen McManus	8-0	0	0	0	1	.000	0	0	0	0	0	0	0-1	-	8-0	0	0	0	1	.000	0	0	0	0	0	0	0-1
31	Alexander Mabbett	5-0	0	0	0	1	.000	0	0	0	1	0	0	-	-	5-0	0	0	0	1	.000	0	0	0	1	0	0	-
18	Jake Fox	3-0	0	0	0	1	.000	0	0	0	0	1	0	-	-	22-0	3	2	5	19	.158	0	1	0	5	7	0	-
66	Weston Naweski	2-0	0	0	0	0	.000	0	0	0	1	0	0	1-4	-	2-0	0	0	0	0	.000	0	0	0	1	0	0	1-4
50	Logan Blondell	4-0	0	0	0	0	.000	0	0	0	0	0	0	-	2-2.0 •	4-0	0	0	0	0	.000	0	0	0	0	0	0	-
40	Garrett Degnon	3-0	0	0	0	0	.000	0	0	0	0	0	0	-	-	3-0	0	0	0	0	.000	0	0	0	0	0	0	-
34	Brandon Shure	5-0	0	0	0	0	.000	0	0	0	1	0	0	-	-	14-0	0	0	0	0	.000	0	0	0	2	0	0	-
26	Jack Hawley	3-0	0	0	0	0	.000	0	0	0	0	0	0	-	-	3-0	0	0	0	0	.000	0	0	0	0	0	0	-
20	L. Capobianco-Hogan	2-0	0	0	0	0	.000	0	0	0	0	0	0	-	-	3-0	0	0	0	0	.000	0	0	0	0	0	0	-
17	Jacob Giacalone	1-0	0	0	0	0	.000	0	0	0	0	0	0	-	-	1-0	0	0	0	0	.000	0	0	0	0	0	0	-
11	Kyle DiPietro	3-0	0	0	0	0	.000	0	0	0	1	1	1	-	1-1.0 •	5-0	0	0	0	0	.000	0	0	0	1	1	1	-
6	Marc Pion	6-0	0	0	0	0	.000	0	0	0	0	0	1	-	-	13-0	0	0	0	0	.000	0	0	0	0	1	3	-
Total		144	103	65	168	377	.273	5	14	0	274	140	64	135-239	36-30.0													
Opponents		144	109	53	162	361	.302	4	8	1	275	133	66	104-239	37-32.5													
##	Goalie	gp-gs	minutes	ga	qaavg	saves	pct	w	l	t	sho					gp-gs	minutes	ga	qaavg	saves	pct	w	l	t	sho			
17	Jacob Giacalone	1-0	2:21	0	0.00	0	.000	0	0	0	0	•	1-0	•		1-0	2:21	0	0.00	0	.000	0	0	0	0	0		
15	Ryan Darby	9-9	537:39	109	12.16	107	.495	5	4	0	0	•	10-9	•		542:47	111	12.27	108	.493	5	4	0	0	0	0		
Total		9	540:00	109	12.11	107	.495	5	4	0	0																	
Opponents		9	540:00	103	11.44	111	.519	4	5	0	0																	

#	Goalie	gp-gs	minutes	qa	gaavg	saves	pct	w	l	t	sho	l	w	t	sho
17	Jacob Giacalone	1-0	2:21	0	0.00	0	.000	0	0	0	0	0	0	0	0
15	Ryan Darby	9-9	537:39	109	12.16	107	.495	5	4	0	0	0	5	4	0
Total		9	540:00	109	12.11	107	.495	5	4	0	0	0	5	4	0
Opponents		9	540:00	103	11.44	111	.519	4	5	0	0	0	4	5	0

2019 Johns Hopkins Lacrosse
Johns Hopkins Game-by-Game Goals-Assists-Points
All games (as of Mar 31, 2019)

Opponent	Date	Score	1	2	3	4	6	8	9	11	12	13	14
at TOWSON	Feb 09	8-17 L	BASKIN,BRE 0-0-0	CONCANNON, 0-0-0	DESIMONE,C 1-1-2	SMITH,FORR 2-0-2	PION,MARC 0-0-0	FOLEY,PATR 0-0-0	HUBLER,MAT 0-0-0	DIPIETRO,K 0-0-0	SHILLING,L 0-0-0	MARR,KYLE 1-0-1	WILLIAMS,C 1-3-4
LOYOLA	Feb 16	12-18 L	1-1-2	0-1-1	0-1-1	0-0-0	DNP	0-0-0	0-1-1	0-0-0	0-0-0	5-1-6	1-0-1
at NC	Feb 23	11-10 W	1-0-1	0-0-0	0-0-0	1-0-1	DNP	0-0-0	1-0-1	DNP	0-0-0	2-1-3	0-2-2
at PRIN	Mar 02	14-12 W	3-0-3	1-1-2	0-1-1	0-0-0	0-0-0	0-1-1	0-2-2	DNP	0-0-0	2-0-2	3-1-4
at SU	Mar 09	10-14 L	0-1-1	2-0-2	0-1-1	1-1-2	0-0-0	0-0-0	1-0-1	DNP	0-0-0	2-1-3	1-0-1
MOUNT	Mar 12	11-4 W	2-0-2	2-0-2	0-0-0	1-0-1	0-0-0	0-1-1	0-0-0	DNP	1-0-1	0-1-1	0-0-0
DELAWARE	Mar 16	12-10 W	1-0-1	1-0-1	0-3-3	1-0-1	0-0-0	0-0-0	0-0-0	DNP	0-0-0	3-2-5	2-3-5
VA	Mar 23	11-16 L	0-1-1	0-0-0	1-0-1	0-0-0	DNP	0-0-0	0-1-1	DNP	0-0-0	2-0-2	0-2-2
at MICHIGAN	Mar 30	14-8 W	0-0-0	2-2-4	0-0-0	4-0-4	0-0-0	0-0-0	0-0-0	0-0-0	DNP	2-2-4	1-1-2

Opponent	Date	Score	15	16	17	18	19	20	23	24	25	26	29
at TOWSON	Feb 09	8-17 L	DARBY,RYAN 0-0-0	COLWELL,OW 0-0-0	GIACALONE, 0-0-0	FOX,JAKE 0-0-0	KUHN,ROBER 0-0-0	CAPOBIANCO 0-0-0	JONES,DANI 0-0-0	KEOGH,JACK 1-0-1	PROUTY,KYL 0-0-0	HAWLEY,JAC 0-0-0	ZINN,EVAN 0-1-1
LOYOLA	Feb 16	12-18 L	0-0-0	0-0-0	DNP	DNP	1-0-1	DNP	0-0-0	0-0-0	0-0-0	DNP	0-0-0
at NC	Feb 23	11-10 W	0-0-0	1-1-2	DNP	DNP	1-0-1	DNP	0-1-1	1-0-1	DNP	DNP	0-0-0
at PRIN	Mar 02	14-12 W	0-0-0	0-0-0	DNP	DNP	1-0-1	DNP	0-0-0	0-0-0	1-0-1	DNP	1-0-1
at SU	Mar 09	10-14 L	0-0-0	0-0-0	DNP	DNP	0-0-0	DNP	0-1-1	1-0-1	0-0-0	DNP	0-0-0
MOUNT	Mar 12	11-4 W	0-0-0	0-0-0	0-0-0	0-0-0	0-0-0	0-0-0	1-0-1	1-1-2	0-1-1	0-0-0	0-0-0
DELAWARE	Mar 16	12-10 W	0-0-0	0-0-0	DNP	DNP	0-0-0	DNP	0-0-0	1-0-1	0-0-0	DNP	0-0-0
VA	Mar 23	11-16 L	0-0-0	0-0-0	DNP	DNP	0-0-0	DNP	0-0-0	1-0-1	0-1-1	DNP	2-0-2
at MICHIGAN	Mar 30	14-8 W	0-1-1	1-0-1	DNP	0-0-0	0-1-1	0-0-0	0-0-0	0-1-1	0-0-0	0-0-0	0-1-1

Opponent	Date	Score	31	32	33	34	36	37	39	40	44	50	66
at TOWSON	Feb 09	8-17 L	MABBETT,AL 0-0-0	EPSTEIN,JO 1-1-2	STAGNITTA, 0-0-0	SHURE,BRAN 0-0-0	MCMANUS,OW 0-0-0	LILLY,JAKE 0-0-0	NAREWESKI, 0-0-0	DEGNON,GAR 0-0-0	RAPINE,JAC 0-0-0	BLONDELL,L 0-0-0	NAREWSKI,W 0-0-0
LOYOLA	Feb 16	12-18 L	DNP	3-3-6	0-0-0	DNP	0-0-0	DNP	0-1-1	DNP	0-0-0	0-0-0	DNP
at NC	Feb 23	11-10 W	DNP	2-2-4	DNP	DNP	0-0-0	DNP	0-0-0	DNP	0-1-1	DNP	DNP
at PRIN	Mar 02	14-12 W	DNP	2-1-3	DNP	0-0-0	0-0-0	DNP	0-0-0	DNP	0-0-0	DNP	DNP
at SU	Mar 09	10-14 L	0-0-0	2-0-2	DNP	0-0-0	0-0-0	0-0-0	0-0-0	DNP	0-0-0	DNP	DNP
MOUNT	Mar 12	11-4 W	0-0-0	3-1-4	0-0-0	0-0-0	0-0-0	0-0-0	0-0-0	0-0-0	0-0-0	0-0-0	DNP
DELAWARE	Mar 16	12-10 W	0-0-0	2-0-2	1-0-1	DNP	0-0-0	0-0-0	0-0-0	DNP	0-0-0	DNP	DNP
VA	Mar 23	11-16 L	DNP	5-0-5	0-0-0	0-0-0	0-0-0	DNP	0-0-0	DNP	0-0-0	DNP	DNP
at MICHIGAN	Mar 30	14-8 W	0-0-0	3-2-5	1-0-1	DNP	DNP	0-0-0	DNP	0-0-0	0-0-0	0-0-0	0-0-0

2019 Johns Hopkins Lacrosse
 Johns Hopkins Game-by-Game Goals-Assists-Points
 All games (as of Mar 31, 2019)

Opponent	Date	Score	87 REINSON,JA	89 CATTONI,IA
at TOWSON	Feb 09	8-17 L	0-0-0	1-0-1
LOYOLA	Feb 16	12-18 L	0-0-0	1-0-1
at NC	Feb 23	11-10 W	0-0-0	1-1-2
at PRIN	Mar 02	14-12 W	0-0-0	0-0-0
at SU	Mar 09	10-14 L	0-0-0	DNP
MOUNT	Mar 12	11-4 W	0-0-0	DNP
DELAWARE	Mar 16	12-10 W	0-0-0	DNP
VA	Mar 23	11-16 L	0-0-0	DNP
at MICHIGAN	Mar 30	14-8 W	0-0-0	DNP

2019 Johns Hopkins Lacrosse
Johns Hopkins Team Game-by-Game
All games (as of Mar 31, 2019)

TEAM STATISTICS

Date	Opponent	Score	G	A	Pts	Sh	Soq	UP	DN	GB	TO	CT	Faceoff	Pen-Min	
Feb 09, 2019	TOWSON	8-17	8	6	14	34	18	1	0	18	19	6	7-28	4-2.5	
Feb 16, 2019	LOYOLA	12-18	12	9	21	41	24	1	0	28	16	7	18-33	6-6.0	
Feb 23, 2019	North Carolina	11-10	11	9	20	36	17	2	0	30	16	6	12-24	3-2.0	
Mar 02, 2019	Princeton University	14-12	14	7	21	44	28	1	0	42	19	10	19-28	4-4.0	
Mar 09, 2019	Syracuse	10-14	10	5	15	45	23	2	0	33	13	8	11-28	3-2.0	
Mar 12, 2019	MOUNT ST. MARY'S	11-4	11	5	16	43	27	2	0	26	16	5	12-17	6-5.5	
Mar 16, 2019	DELAWARE	12-10	12	8	20	46	27	1	0	32	14	9	20-26	3-2.5	
Mar 23, 2019	VIRGINIA	11-16	11	5	16	40	21	0	0	29	16	3	17-30	2-1.5	
Mar 30, 2019	Michigan	14-8	14	11	25	48	29	4	0	36	11	10	19-25	5-4.0	
			103-109	103	65	168	377	214	14	0	274	140	64	135-239	36-30.0
Opponent			109	53	162	361	216	8	1	275	133	66	104-239	37-32.5	

TEAM PER-GAME

Games played: 9

Shots per game: 41.89; Goals per game: 11.44

Assists per game: 7.22; Points per game: 18.67

Shot pct: .273; SOG pct: .568

Faceoff W-L pct: .565; Clear pct.: 0.829

Date	Opponent	Score	Minutes	GA	GAAvg	Saves	Save%	W	L	T	Faced
Feb 09, 2019	TOWSON	8-17	60:00	17	17.00	15	.469	0	1	0	50
Feb 16, 2019	LOYOLA	12-18	60:00	18	17.50	11	.379	0	1	0	42
Feb 23, 2019	North Carolina	11-10	60:00	10	15.00	7	.412	1	0	0	35
Mar 02, 2019	Princeton University	14-12	60:00	12	14.25	13	.520	1	0	0	42
Mar 09, 2019	Syracuse	10-14	60:00	14	14.20	18	.562	0	1	0	48
Mar 12, 2019	MOUNT ST. MARY'S	11-4	60:00	4	12.50	12	.750	1	0	0	35
Mar 16, 2019	DELAWARE	12-10	60:00	10	12.14	11	.524	1	0	0	33
Mar 23, 2019	VIRGINIA	11-16	60:00	16	12.62	12	.429	0	1	0	45
Mar 30, 2019	Michigan	14-8	60:00	8	12.11	8	.500	1	0	0	31
		103-109	540:00	109	12.11	107	.495	5	4	0	361
Opponent			540:00	103	12.11	111	.519	4	5	0	377

2019 Johns Hopkins Lacrosse
Johns Hopkins Opponent Game-by-Game
All games (as of Mar 31, 2019)

OPPONENT STATISTICS

Date	Opponent	Score	G	A	Pts	Sh	Sog	UP	DN	GB	TO	CT	Faceoff	Pen-Min
Feb 09, 2019	TOWSON	8-17	17	7	24	50	32	0	0	43	16	11	21-28	3-2.5
Feb 16, 2019	LOYOLA	12-18	18	8	26	42	29	1	0	31	13	7	15-33	4-3.0
Feb 23, 2019	North Carolina	11-10	10	4	14	35	17	0	0	34	18	3	12-24	6-5.0
Mar 02, 2019	Princeton University	14-12	12	8	20	42	25	2	0	38	18	15	9-28	3-2.0
Mar 09, 2019	Syracuse	10-14	14	8	22	48	32	2	0	36	15	5	17-28	2-2.0
Mar 12, 2019	MOUNT ST. MARY'S	11-4	4	2	6	35	16	0	0	22	15	7	5-17	6-6.0
Mar 16, 2019	DELAWARE	12-10	10	6	16	33	21	1	1	27	11	7	6-26	3-3.0
Mar 23, 2019	VIRGINIA	11-16	16	7	23	45	28	2	0	28	13	5	13-30	2-2.0
Mar 30, 2019	Michigan	14-8	8	3	11	31	16	0	0	16	14	6	6-25	8-7.0
		109-103	109	53	162	361	216	8	1	275	133	66	104-239	37-32.5
Johns Hopkins			103	65	168	377	214	14	0	274	140	64	135-239	36-30.0

OPPONENT PER-GAME

Games played: 9

Shots per game: 40.11; Goals per game: 12.11

Assists per game: 5.89; Points per game: 18.00

Shot pct: .302; SOG pct: .598

Faceoff W-L pct: .435; Clear pct: 0.829

Date	Opponent	Score	Minutes	GA	GAAvg	Saves	Save%	W	L	T	Faced
Feb 09, 2019	TOWSON	8-17	60:00	8	8.00	10	.556	1	0	0	34
Feb 16, 2019	LOYOLA	12-18	60:00	12	10.00	12	.500	1	0	0	41
Feb 23, 2019	North Carolina	11-10	60:00	11	10.33	6	.353	0	1	0	36
Mar 02, 2019	Princeton University	14-12	60:00	14	11.25	14	.500	0	1	0	44
Mar 09, 2019	Syracuse	10-14	60:00	10	11.00	13	.565	1	0	0	45
Mar 12, 2019	MOUNT ST. MARY'S	11-4	60:00	11	11.00	16	.593	0	1	0	43
Mar 16, 2019	DELAWARE	12-10	60:00	12	11.14	15	.556	0	1	0	46
Mar 23, 2019	VIRGINIA	11-16	60:00	11	11.12	10	.476	1	0	0	40
Mar 30, 2019	Michigan	14-8	60:00	14	11.44	15	.517	0	1	0	48
		109-103	540:00	103	11.44	111	.519	4	5	0	377
Johns Hopkins			540:00	109	11.44	107	.495	5	4	0	361