

JOHNS HOPKINS MEN'S LACROSSE

- 2019 GAME NOTES -



Game 13 | Apr. 27, 2019 | 7:30 pm | Maryland Stadium | College Park, MD



#20 JOHNS HOPKINS BLUE JAYS

Overall: 6-6 | B1G: 2-2

Head Coach

Dave Pietramala - Johns Hopkins '90
Overall Record: 226-104 (.685)
Record at Johns Hopkins: 203-87 (.700)

TV/Live Video

Live Stats

TV _____ BTN
Video _____ btn.com
Stats _____ UMTerps.com



#2 MARYLAND TERRAPINS

Overall: 11-2 | B1G: 3-1

Head Coach

John Tillman - Cornell '91
Overall Record: 141-54 (.723)
Record at Maryland: 121-35 (.776)

Social Media

Twitter _____ @jhumenslacrosse
_____ @HopkinsSports
Instagram _____ @jhumenslax

JOHNS HOPKINS VS. MARYLAND

The Game

« Johns Hopkins (6-6, 2-2 B1G) closes the regular season as the Blue Jays travel to College Park to take on second-ranked Maryland (11-2, 3-1 B1G) in the 118th installment of the greatest rivalry in college lacrosse.

« Johns Hopkins is coming off a 20-9 loss at top-ranked Penn State last Sunday.

The Facts

« This is the 132nd season of Johns Hopkins men's lacrosse. JHU first fielded a team in 1883.

« Johns Hopkins enters this week's game with an all-time record of 989-340-15.

« JHU owns 44 national championships with nine NCAA titles, 29 USILA titles and six ILA crowns to its credit.

April Reign

« JHU is 18-9 in its last 27 games in the month of April dating back to the 2014 season.

Poll Position

« Johns Hopkins is ranked 20th in this week's USILA Coaches Poll and is receiving votes in the Inside Lacrosse Media Poll. These are the two official in-season polls conducted throughout the regular season.

« Maryland is the unanimous number-two team in the nation as the Terrapins are ranked second in this week's USILA Coaches Poll and second in the Inside Lacrosse Media Poll. Both complete polls can be found on page 12.

Series History

« This week's game will be the 118th game in a series that dates to a 10-0 Johns Hopkins win in 1895.

« JHU leads the all-time series 72-44-1 after the teams split a pair of games last season. Maryland claimed an 8-7 triple overtime win in the regular season, while the Blue Jays grabbed a 13-10 win in the rematch a week later in the B1G Championship game.

« In an odd twist, the visiting team has won six of the last eight regular season games dating back to 2011.

« The complete series history can be found on page 13.

2019 JOHNS HOPKINS

SCHEDULE & RESULTS

Feb.	9	@ Towson (LSN)	_____	L/8-17
	16	#2 Loyola (ESPN3)	_____	L/12-18
	23	@ #10 North Carolina (ACCEXtra)	_____	W/11-10
Mar.	2	@ Princeton (ESPN+)	_____	W/14-12
	9	@ #15 Syracuse (ACC Extra)	_____	L/10-14
	12	Mount St. Mary's (ESPN3)	_____	W/11-4
	16	Delaware (ESPN3)	_____	W/12-10
	23	#9 Virginia (ESPN3)	_____	L/11-16
	30	@ Michigan (BTN) *	_____	W/14-8
Apr.	6	#19 Rutgers (HC) (ESPNU) *	_____	W/15-13
	14	#8 Ohio State (ESPNU) *	_____	L/13-14
	21	@ #1 Penn State (ESPNU) *	_____	L/9-20
	27	@ #2 Maryland (BTN) *	_____	7:30 pm
May	2	Big Ten Semifinals (@ Rutgers)		
	4	Big Ten Championship (@ Rutgers)		

* Big Ten Game

JOHNS HOPKINS

ATHLETIC COMMUNICATIONS

Director of Athletic Communications: _ Ernie Larossa

Larossa Office Phone: _____ 410/516-0552

Larossa Cell Phone: _____ 410/299-7437

Larossa Fax: _____ 410/516-7482

Larossa Email: _____ elarossa@jhu.edu

Asst. Director of Ath. Communications: _____ Jill Guise

Guise Office Phone _____ 410/516-0638

Athletic Communications Asst: _____ Lauren Dellipoali

Dellipoali Office Phone: _____ 410/516-0591

Coordinator of Digital Media: _____ Matt Lawrence

Lawrence Office Phone: _____ 410/516-3471


On the Web: _____ www.HopkinsSports.com

Helmet Stickers

« Johns Hopkins will wear two stickers on the back of its helmets in 2019.

« The old Houston Oiler logo with "RSO" is for Ralph S. O'Connor, a 1951 Johns Hopkins graduate, who passed away on December 30, 2018. O'Connor was a long-time supporter of the Blue Jay lacrosse program.

« The football with "JM" is for Jim Margraff, the Blue Jays' highly-successful football coach who passed away suddenly on January 2, 2019. Margraff guided his 2018 team to the NCAA Semifinals and was named Division III National Coach of the Year just two weeks before he died.



Things to Know - Maryland

« Maryland welcomes JHU to Maryland Stadium having won three straight to improve to 11-2 overall and 3-1 in the B1G.

« The Terps have scored at least 10 goals in all 13 games this season and 13+ in eight of the 13.

« As always, UM is strong defensively as the Terps allow an average of just 9.8 goals per game and have held eight of 13 opponents to nine goals or less. The Terps rank 14th in the nation in scoring defense.

« Under the guidance of head coach **John Tillman**, UM continues to do all the little things well. The Terps clear at 88.1%, faceoff at 58.1%, are +69 on ground balls and score on 34% of their shots. « UM is +40 in scoring in the first half of its games, including +33 in the second quarter.

« Maryland has won at least 10 games in a national-best 17 consecutive seasons. The next closest run of active consecutive 10-win seasons is 13 (Duke).

Terrapins to Watch**Jared Bernhardt (Jr. • A)**

« Two-time All-American and Maryland's leading scorer with 40 goals and 24 assists entering this week's game against JHU.

« Recorded 100th career goal with the game-winner in overtime last week at Ohio State. 15th player in school history to score 100+ goals. Talled 100th career point earlier this season in a win against Colgate.

« MVP of the 2017 U-19 World Championships.

Austin Henningsen (Sr. • FO)

« Has won 138-of-222 (.622) faceoffs this season and counts a team-high 62 GBs to his credit.

« Three-time Big Ten Specialist of the Week this season and became just the fourth Maryland player to win 500 faceoffs when he reached the mark on April 14 at Rutgers.

Logan Wisnauskas (So. • A)

« Maryland's leading scorer with 37 goals and 28 assists for 65 points. Ranks 10th in the nation - and third among sophomores - in points per game (5.0).

« Recorded 100th career point in a 16-12 win over Michigan on April 6. Reached 100-point mark quicker than any Maryland player in history (29 games).

Johns Hopkins and ESPNU

Johns Hopkins enjoys an exclusive national television agreement with ESPNU. All Johns Hopkins home games air on the ESPN family of networks with a majority of the games airing on ESPNU.

Johns Hopkins is the only lacrosse program in the nation - men or women - with its own exclusive national television agreement.

**B1G Tournament - What We Know**

« Entering this week's action, three teams have clinched berths in the upcoming B1G Tournament (Penn State, Maryland, Rutgers) with Johns Hopkins and Ohio State in contention for the fourth and final spot in the tournament.

« **Penn State** has clinched the top seed in the tournament.

« **Maryland** secures the #2 seed with a win against JHU. Maryland plays in the two-three game in every scenario that could play out this weekend..

« **Rutgers** will play in the two-three game with a win coupled with a Maryland win against Johns Hopkins. In every other scenario, Rutgers will be the #4 seed and play Penn State in the semifinals.

« **Johns Hopkins** clinches a spot with a win on Saturday or a loss by Ohio State or Rutgers. The only scenario where the Blue Jays don't make the tournament is with a loss coupled with wins by Ohio State and Rutgers. In short, a two-way tie for fourth place between JHU and OSU goes to the Buckeyes.

« **Ohio State** can only make the tournament with a win coupled with wins by Maryland and Rutgers. There is no other scenario where the Buckeyes make the tournament.

« **Michigan** has been eliminated from contention for a berth in the tournament.

On This Date

« This week's game against Maryland will be Johns Hopkins' 12th game on April 27th since 1955 (dates for games prior to 1955 not all available). The Blue Jays are 9-2 in the previous 11 games played on this date.

« Among the notable efforts on this date are a 24-10 win over Navy in 1985 (current volunteer assistant coach **Larry Quinn** was JHU's starting goalie that day).

At Maryland Stadium

« Johns Hopkins is 8-1 in its last nine games played at Maryland Stadium. The Blue Jays topped Maryland here in 2003, 2005, 2007, 2011, 2013 and 2015 and won a pair of games in the B1G Tournament in 2015. JHU fell to Maryland, 12-5, in its last trip to Maryland Stadium.

Big Ten Standings (Apr. 22)

	Big Ten Record	Overall Record	Streak
Penn State	4-0	11-1	W8
Maryland	3-1	11-2	W3
Johns Hopkins	2-2	6-6	L2
Rutgers	2-2	7-6	W1
Ohio State	1-3	8-3	L1
Michigan	0-4	3-9	L8

This Week's Games**Johns Hopkins @ Maryland (Apr. 27)**

Ohio State @ Michigan (Apr. 26)

Rutgers @ Penn State (Apr. 27)

Kuhn Wearing #19

Senior **Robert Kuhn** will wear #19 this season after wearing #10 in 2017 and 2018. The number 19 was assigned to **Jeremy Huber** in the fall of 2014; less than two weeks prior to the start of what would have been Huber's freshman year in 2015, he passed away suddenly from complications from pneumonia. Hopkins kept Huber on its roster through last spring, when he would have been a senior and nobody else wore 19 from 2015-18.

After the 2018 season ended, head coach **Dave Pietramala** met with members of the senior class (Huber's classmates) and discussed issuing the number to a returning player in 2019 who best exemplified Huber. By a vote of the graduating seniors in 2018, Kuhn was selected to be the first player to wear #19 after Huber.



Johns Hopkins' Key Personnel**Attackmen**

No.	Name	Yr.	Stats	Of Interest
12	Luke Shilling	So.	3g, 0a	1g, vs. MSM & OSU, EMO Specialist
13	Kyle Marr	Sr.	24g, 9a	27-game point streak, tallied 150th career point vs. OSU
14	Cole Williams	Jr.	17g, 14a	10 points shy of 100 for his career
32	Joey Epstein	Fr.	31g, 16a	24 pts (16g, 8a) in last 5 gms, 2+ pts. in 11 of 12 games

Midfielders

No.	Name	Yr.	Stats	Of Interest
1	Brett Baskin	So.	9g, 3a	First career hat trick @ Princeton, GWG at UNC, 1g, 1a vs. Loyola
2	Alex Concannon	Sr.	14g, 6a	4g, 2a vs. OSU, Tallied 50th career point vs. Penn State
3	Connor DeSimone	So.	3g, 9a	Career-high 3a vs. Delaware, Only returning starter at midfield
4	Forry Smith	Jr.	11g, 2a	Career-high 4g @ Michigan, 27 goals, 10 assists in career
24	Jack Keogh	So.	7g, 4a	8-game point streak
29	Evan Zinn	Fr.	4g, 2a	2g vs. Virginia, #7 incoming freshman by <i>Inside Lacrosse</i>
31	Alexander Mabbett	Fr.	1g, 0a	Scored 1st career goal vs. Penn State
33	Matt Stagnitta	Jr.	2g, 0a	Growing role on 2nd midfield
37	Jake Lilly	Fr.	0g, 0a	

Defensemen

No.	Name	Yr.	Stats	Of Interest
8	Patrick Foley	Sr.	0g, 3a, 18 GBs, 11 CTs	6th in school history with 36 career CTs
16	Owen Colwell	Jr.	2g, 1a, 25 GBs, 8 CTs	7 GBs @ Princeton, 1g, 1a, 2 GBs, 1 CT in 11-10 win @ UNC
34	Brandon Shure	So.	0g, 0a, 1 GB	Man-down specialist
44	Jack Rapine	Jr.	0g, 2a, 18 GBs, 10 CTs	5th in school history with 37 career CTs

LSM

No.	Name	Yr.	Stats	Of Interest
19	Robert Kuhn	Sr.	4g, 1a, 29 GBs, 7 CTs	3rd on team in GBs, 5th on team in CTs
87	Jared Reinson	So.	0g, 0a, 12 GBs, 9 CTs	Career-highs of 5 GBs, 3 CTs at Syracuse

SSDM

No.	Name	Yr.	Stats	Of Interest
9	Matt Hubler	Jr.	2g, 4a, 25 GBs, 2 CTs	2a @ Princeton, 1g @ Syracuse, T4th on team in GBs
23	Danny Jones	Sr.	1g, 2a, 8 GBs, 10 CTs	Tied school record with 6 CTs @ Princeton
36	Owen McManus	Fr.	0g, 0a	Emerging as JHU's third SSDM

Faceoffs

No.	Name	Yr.	Stats	Of Interest
25	Kyle Prouty	So.	118-of-193 (.611)	113-of-174 (.649) in last 9 games
39	Matt Narewski	Fr.	65-of-130 (.500)	17-of-28 w/ 11 GBs, 1a vs. Loyola, 10-of-15 @ Princeton, 11-of-21 at PSU


Goalie

No.	Name	Yr.	Stats	Of Interest
7	Alex Gainey	Fr.		#8 incoming goalie by <i>Inside Lacrosse</i>
15	Ryan Darby	So.	13.04 GAA, .477 save %	12+ saves in seven games, 10+ saves in 10 games
17	Jacob Giacalone	Jr.		

Visitors to Homewood Field are greeted by a statue commemorating former Johns Hopkins men's lacrosse coach and Director of Athletics Robert H. Scott. The statue, which was unveiled in October 2016, is positioned at the main campus entrance to the stadium.

Scott, who passed away on September 15, 2016, spent 20 years as the men's lacrosse coach at Johns Hopkins (1955-74) and guided the Blue Jays to seven national championships, including the program's first NCAA title in 1974. He continued to serve the University as the Director of Athletics until 1995.

Many Johns Hopkins teams wore patches on their uniforms in honor of Scott the year after he died; the men's lacrosse patches included seven stars to commemorate his seven national championships.



Johns Hopkins Record When ...

	In 2019	Under Petro	Curr. Streak
Overall:	6-6	203-87	L2
At home:	3-3	117-30	L1
On the road:	3-3	66-41	L1
At a neutral site:	0-0	20-16	L1
On artificial turf:	0-0	51-4	W2
On grass:	1-0	21-18	W2
On Sportexe / Fieldturf:	5-6	131-65	L2
During the day:	5-5	152-65	L2
At night:	1-1	51-22	L1
In overtime:	0-0	27-16	W1
In one-goal games:	1-1	55-27	L1
On television:	6-6	155-75	L2
In weekday games:	1-0	54-9	W3
On the weekend (Sat/Sun.):	5-6	149-78	L2
Against teams ranked 1-5:	0-2	34-39	L3
Against teams ranked 6-10:	1-2	37-23	L2
Against teams ranked 11-20:	1-1	53-16	W1
Against unranked teams:	4-1	79-9	W4
Leading after one quarter:	3-4	127-21	L1
Leading at the half:	4-2	153-12	L1
Leading after three quarters:	5-2	171-11	L1
Trailing after one quarter:	2-2	45-51	L1
Trailing at the half:	2-3	30-66	L1
Trailing after three quarters:	1-4	18-69	L2
Tied after one quarter:	1-0	31-15	W2
Tied at the half:	0-1	20-9	L1
Tied after three quarters:	0-0	14-8	W1
Scoring first:	4-4	141-36	L1
Opponent scores first:	2-2	62-51	L1
Scoring 10 or more goals:	6-4	167-30	L1
Scoring less than 10 goals:	0-2	36-57	L3
Allowing 10 or more goals:	4-6	41-69	L2
Allowing less than 10 goals:	2-0	162-18	W5
Getting more ground balls:	5-1	139-29	W2
Getting less ground balls:	1-5	54-54	L3
Ground balls equal:	0-0	9-4	W2
Winning more faceoffs:	5-2	138-41	W2
Opp. wins more faceoffs:	0-3	55-41	L4
Faceoffs equal:	1-1	10-5	L1

For What It's Worth

« This week's game will be JHU's 13th game of the season. Not including their games against JHU, the Blue Jays' first 12 opponents are a combined 93-47 (.664) through games of April 23. That ranks as the second-best opponent winning percentage in the nation.

« Johns Hopkins' 13 regular season opponents are currently a combined 104-49 (.680). That ranks as the highest opponent win percentage in the nation.

Into Something BIG

« This week's game against Maryland is the fifth of five straight to close the regular season against Big Ten opponents for Johns Hopkins.

« The Blue Jays are 15-9 (.625) in B1G regular season games since the league was formed in 2015.

All-Time Big Ten Regular Season Records

1. Maryland _____ 20-4
2. **Johns Hopkins** _____ **15-9**
3. Penn State _____ 13-11
4. Ohio State _____ 12-12
5. Rutgers _____ 10-14
6. Michigan _____ 2-22

Doing the Little Things

« In the last nine games, JHU is 167-of-195 (.856) on clears and has won 158-of-269 (.587) faceoffs. This is a big improvement from the Blue Jays' first two games of the season, when they were 28-of-40 (.700) on clears and 25-of-61 (.417) on faceoffs in losses to Towson and Loyola.

Lending a Hand

« Through 12 games, 86 of Johns Hopkins' 140 goals have been assisted ... that's 61.4%. By comparison, JHU collected assists on 62.3% of its goals last season.

« For the record, the last time Johns Hopkins assisted on better than 65% of its goals for an entire season was in 2003, when the Blue Jays totaled 151 assists on 224 goals (67.4%).

Spreading it Around

« Johns Hopkins has 18 different goal-scorers and 23 different players have registered at least one point through 12 games.

« By comparison, Maryland has 14 players who have scored at least one goal and 16 players have registered at least one point for the Terps.

10+

« Johns Hopkins was held to nine goals in last week's loss at top-ranked Penn State. This snapped a streak of 10 straight games in which the Blue Jays had scored 10+ goals and a run of six consecutive games with 11+.

Class Act

« Johns Hopkins has scored 140 goals and collected 86 assists for 226 points through 12 games with a strong balance in the scoring breakdown among the four classes.

« Blue Jay seniors lead the way with 43 goals and 65 points, while the team's juniors lead the way with 23 assists.

« The balance in scoring has been remarkable as each class has totaled at least 24 goals and 45 points through 12 games. The freshman, junior and senior classes all have at least 57 points in 12 games.

	Goals	Assists	Points
Freshmen	39	20	59
Sophomores	24	21	45
Juniors	34	23	57
Seniors	43	22	65
Totals	140	86	226

JHU Scoring | (12 Games)**Non-Attackmen/Off. Middies**

Owen Colwell (D)	_____	2g, 1a
Ryan Darby (G)	_____	0g, 1a
Pat Foley (D)	_____	0g, 3a
Matt Hubler (SSDM)	_____	2g, 4a
Danny Jones (SSDM)	_____	1g, 2a
Robert Kuhn (LSM)	_____	4g, 1a
Matt Narewski (FO)	_____	0g, 1a
Kyle Prouty (FO)	_____	2g, 4a
Jack Rapine (D)	_____	0g, 2a

Total _____ **11g, 19a**

Non-Offensive Scoring

« With the addition of a shot clock this season, the pace of play has quickened and has resulted in more transition lacrosse. This has resulted in more scoring for Johns Hopkins' non-offensive players.

« Through 12 games, non-offensive players (defensemen, long & short-stick defensive middies, faceoff specialists & goalies) have accumulated 11 goals and 19 assists (30 points) for the Blue Jays.

« By comparison, in 17 games last season, the Blue Jays' non-offensive players totaled 10 goals and 7 assists (17 points).

« JHU's non-offensive players have combined for 27 points (10g, 17a) in the last 10 games - an average of nearly three points per game. They combined for three goals and three assists in the 11-10 win at North Carolina and two goals and three assists in the wins

over Princeton and Rutgers.

Winningest Program in Lacrosse History

« Johns Hopkins enters this week's game against Maryland with an all-time record of 989-340-15 to rank as the all-time winningest program in college lacrosse history.

« JHU is one of just seven schools with 700+ victories, one of just four with 800+ wins and one of two that has won 900 or more games.

« The seven schools with 700+ wins in Division I men's lacrosse history are listed below.

Rk.	School (2019 Record)	All-Time Record
1.	Johns Hopkins (6-6)	989-340-15
2.	Syracuse (9-3)	912-350-16
3.	Maryland (11-2)	833-273-4
4.	Navy (5-7)	803-364-14
5.	Army West Point (9-4)	795-392-7
6.	Hobart (10-3)	777-508-20
7.	Cornell (9-4)	768-486-27

Pietramala Sixth in Wins Among Active Head Coaches

« Johns Hopkins head coach **Dave Pietramala** enters this week's game ranked sixth among active Division I head coaches in career victories with 226.

« Including his time at Cornell, Pietramala sports a career record of 226-104 (.685). His mark at Johns Hopkins currently stands a 203-87 (.700).

Winningest Active Division I Coaches (Through Games of Apr. 23, 2019)

1.	John Danowski (Duke) (11-3)	410-197
2.	Bill Tierney (Denver) (8-4)	402-133
3.	Mike Pressler (Bryant) (3-11)	362-190
4.	Kevin Corrigan (Notre Dame) (7-5)	311-159
5.	John Desko (Syracuse) (9-3)	253-84
6.	Dave Pietramala (Johns Hopkins) (6-6)	226-104

In Case We Get There

« Johns Hopkins is 27-16 (.628) in overtime under the direction of head coach **Dave Pietramala**. JHU's last overtime game came in the first round of the 2018 NCAA Tournament, when the Blue Jays topped Georgetown, 10-9.

« Johns Hopkins has won seven of its last 10 overtime games.

One-Goal Wonders

« Including the 14-13 loss to Ohio State on April 14, Johns Hopkins is 56-27 (.675) in one-goal games under head coach **Dave Pietramala**.

« The Blue Jays were 4-1 in one-goal games in 2018 and are 6-2 in their last eight one-goal games.

Pietramala Wins 200th at JHU

Johns Hopkins men's lacrosse coach **Dave Pietramala** became the 17th coach in Division I history to win 200 games at one school with JHU's 11-4 win over Mount St. Mary's on March 12. Below is a list of Division I coaches with 200+ wins at one school:

Bob Shillinglaw, Delaware (1979-2017)	310
Kevin Corrigan, Notre Dame (1989-)	301
Dick Garber, UMass (1955-90)	300
Roy Simmons, Jr., Syracuse (1971-98)	296
Dom Starsia, Virginia (1993-2016)	274
Carl Runk, Towson (1968-98)	262
Richie Moran, Cornell (1969-1997)	257
Roy Simmons, Sr., Syracuse (1931-70)	253
John Desko, Syracuse (1999-)	253
Jack Faber, Maryland (1928-63) *	251
Al Heagy, Maryland (1931-65) *	246
Sid Jamieson, Bucknell (1968-05)	242
Bill Tierney, Princeton (1988-2009)	238
Glenn Thiel, Penn State (1978-2010)	236
Howdy Myers, Hofstra (1950-75)	216
Greg Cannella, UMass (1995-)	215
Dave Pietramala, Johns Hopkins (2001-)	203

* Co-coaches from 1931-63 and share 225 wins.

Brett Baskin (So. | A)

#1

« Tied for sixth on the team in scoring with nine goals and three assists through 12 games.

« Tallied one goal and one assist against second-ranked Loyola.

« Scored what proved to be the game-winning goal in JHU's 11-10 win at 10th-ranked North Carolina.

« Tallied first career hat trick to lift JHU past Princeton, 14-12. Two of the three goals came during a 5-0 JHU run that turned a 9-7 deficit into a 12-9 lead.

« Added an assist at Syracuse and scored twice in the 11-4 win over Mount St. Mary's.

« Pushed point-scoring streak to five games with a goal against Delaware and six games with an assist against Virginia before streak was snapped at Michigan.

« Scored once against top-ranked Penn State.

Taite Cattoni (Fr. | M)

#89

« Played on JHU's second midfield in the first four games of the season before being lost for the season due to an injury.

« Scored first career goal early in the third quarter against the Towson. One of three freshmen to record a point against Towson.

« Tallied once against second-ranked Loyola and came back with one goal and one assist at 10th-ranked North Carolina.

« Younger brother of former Blue Jay midfielder Holden Cattoni.

Owen Colwell (Jr. | D)

#16

« Has started all 12 games on close defense and has two goals, one assist, 25 ground balls and eight caused turnovers.

« Had one GB and one CT at Towson in season opener and added a GB against second-ranked Loyola.

« Scored one goal and added one assist, two ground balls and one caused turnover in JHU's 11-10 win at 10th-ranked North Carolina.

« Grabbed a career-high seven ground balls in the 14-12 win over Princeton.

« Chipped in two caused turnovers in the 12-10 win over Delaware.

« Scored one goal (from 65 yards) and added one ground ball and one caused turnover in a 14-8 win at Michigan.

« Grabbed three GBs and added two CTs against Ohio State and added two GBs at top-ranked Penn State.

« Has started all 29 games since the start of the 2018 season.

Alex Concannon (Sr. | M)

#2

« Fourth on the team in scoring with 14 goals and six assists for 20 points in 12 games.

« 14 goals are one more than his previous career total entering the 2019 season.

« Tallied one assist against second-ranked Loyola.

« Added one goal and one assist in the 14-12 win at Princeton. Goal vs. the Tigers was the seventh in a 7-1 run that turned a 9-7 deficit into a 14-10 lead.

« Scored twice in the 14-10 loss at Syracuse with both goals coming during game-opening 5-1 run.

« Made it two straight multi-goal games with a two-goal effort against Mount St. Mary's and added one goal against Delaware.

« Punched up two goals and two assists in a 14-8 win at Michigan. All four points came during an 11-3 game-ending run for the Blue Jays.

« Added one goal against Rutgers ... strike against the Scarlet Knights was the fourth goal in a six-goal, game-opening run for JHU.

« Enjoyed finest game of career with personal-best four goals and two assists for career-high six points against Ohio State.

« Scored once against top-ranked Penn State. The goal was the 50th point of his career.

« Has played in 43 games with 16 starts in his career and has 27 goals and 23 assists to his credit.

« Third among active players with 23 career assists.

Ryan Darby (So. | G)

#15

« In first season as a starter and has a 13.04 goals against average and a .477 save percentage.

« Made first career start in goal in the season opener at Towson. Totaled 15 saves and allowed 17 goals against the Tigers.

« 15 saves against Towson are most by a JHU goalie in first career start since Brian Carcaterra had 16 at Princeton in 1997.

« Posted 11 saves against second-ranked Loyola and came back with seven saves in 11-10 win at 10th-ranked North Carolina to secure his first career victory.

« Totaled 13 saves in a 14-12 win at Princeton.

« Punched up a career-high 18 saves in a 14-10 loss at Syracuse.

« Registered 12 saves and allowed just four goals in 57:39 against Mount St. Mary's and came back with 11 saves in a 12-10 win over Delaware.

« Totaled 12 saves in a 16-11 loss to Virginia and added eight in a 14-8 win at Michigan. Also tallied first career assist in the win over the Wolverines.

« Finished with 10 saves in JHU's 15-13 win against Rutgers and added 12 saves in a 14-13 loss to eighth-ranked Ohio State.

« Punched up 13 saves in a loss at top-ranked Penn State.

Connor DeSimone (So. | M)

#3

« Has started 27 of 29 career games.

« Tied for sixth on the team in scoring with three goals and nine assists in 12 games. Nine assists are tied for third on the team.

« Totaled one goal and one assist in the opener at Towson. This marked the seventh multi-point game of his career.

« Chipped in one assist against second-ranked Loyola, Princeton and Syracuse.

« Tallied career-high three assists in a 12-10 win over Delaware, including one on the insurance goal with just over two minutes remaining.

« Scored once in a 16-11 loss to Virginia and added assists in a 15-13 win against Rutgers and a 14-13 loss to eighth-ranked Ohio State.

« Scored once against top-ranked Penn State.

Streaks-n-Stuff**Current Point-Scoring Streaks**

Kyle Marr	27 games
Joey Epstein	12 games
Jack Keogh	8 games
Cole Williams	6 games
Alex Concannon	4 games
Connor DeSimone	3 games
Luke Shilling	2 games

Current Goal-Scoring Streaks

Kyle Marr	6 games
Alex Concannon	4 games
Cole Williams	4 games
Luke Shilling	2 games

Current Assist Streaks

Joey Epstein	4 games
--------------	---------

Kyle DiPietro (So. | SSDM)

#11

« Saw most significant playing time of his career in season opener at Towson and also played against second-ranked Loyola.

« Jumped back into the lineup at Michigan and had one ground ball and one caused turnover and also saw time in a 15-13 win over Rutgers and games against eighth-ranked Ohio State and top-ranked Penn State.

Joey Epstein (Fr. | A)

#32

« Added to Tewaaron Watch List on April 12. One of just three freshmen on the list.

« Leads the team in points (47), goals (31) and assists (16).

« Third nationally in goals per game (2.58) and points per game (3.92) among freshmen

« Registered at least two points in each of the first 11 games this season and added an assist against Penn State to run scoring streak to 12.

« Started on attack in season opener at Towson.

« First freshman to start the season opener on attack at Johns Hopkins since Kyle Barrie and Peter LeSueur both started the opener against defending national champion Princeton in 2002. The third starter on attack for the Blue Jays that day? Current JHU offensive coordinator Bobby Benson.

« Tallied one goal and one assist against Towson in the season opener.

« Big Ten Freshman of the Week after notching three goals and three assists against second-ranked Loyola. The six-point effort was the first for a JHU freshman since Shack Stanwick had six against Syracuse in the 2015 NCAA Quarterfinals.

« Came back with a two-goal, two-assist effort in 11-10 win at 10th-ranked North Carolina. Scored JHU's 10th goal and assisted on game-winner against the Tar Heels.

« Totaled two goals and one assist in a 14-12 win at Princeton. Both goals came during a 7-1 run that turned a 9-7 deficit into a 14-10 lead.

« Scored two goals in a 14-10 loss at Syracuse and added second career hat trick and one assist in the 11-4 win over Mount St. Mary's.

« Scored twice in a 12-10 win over Delaware.

« Nabbed second Big Ten Freshman of the

Week award after tallying career-high five goals against Virginia. First Johns Hopkins freshman to score five goals in a game since Conor Ford had five against Navy on April 21, 2001.

« Made it back-to-back B1G Freshman of the Week honors with a three-goal, two-assist effort at Michigan. First freshman at JHU with consecutive 5+ point games since Shack Stanwick in 2015.

« Rang up career-high eight points (5g, 3a) in a 15-13 win against Rutgers that earned him a spot on the USILA Team of the Week, B1G Freshman of the Week and Co-B1G Offensive Player of the Week.

« Eight points against Rutgers are most by a JHU player since Kyle Marr had nine against Michigan (2017).

« First JHU freshman with an eight-point game since Brian Piccola had eight against Towson in the 1992 NCAA Quarterfinals.

« Punched up three goals and two assists against eighth-ranked Ohio State.

« 23 points in four games (VA-MICH-RU-OSU) are the most by a JHU player in a four-game span since Ryan Brown had 25 in four games midway through the 2015 season.

Patrick Foley (Sr. | D) #8

« Third-year starter on close defense who has three assists, 18 ground balls and 11 caused turnovers in 12 games.

« 11 caused turnovers lead the team.

« Fueled JHU's 11-10 win at 10th-ranked North Carolina with four GBs and two CTs while holding the Tar Heels' leading scorer off the scoresheet.

« Had one assist and two ground balls in a 14-12 win at Princeton and added two caused turnovers in the 12-10 win over Delaware.

« Grabbed three ground balls and had two caused turnovers against Virginia and added two GBs and two CTs in a 15-13 win over Rutgers.

« Had one assist, two GBs and one CT in a 14-13 loss to eighth-ranked Ohio State.

« Third Team USILA All-American and Second Team All-Big Ten selection last season.

« Has played in 44 games with 43 starts in his career and has three goals, three assists, 71 ground balls and 36 caused turnovers to his credit.

« Sixth in school history with 36 career caused turnovers.

Matt Hubler (Jr. | SSDM) #9

« One of JHU's top two short stick defensive midfielders.

« Has two goals, four assists, 25 GBs and 2 CTs.

« Six points this season are already more than any JHU defenseman, LSM or SSDM had in 2018.

« 25 GBs this season are already more than any JHU SSDM had in 2018.

« Totaled three ground balls and one caused turnover in the season opener against Towson.

« Added one assist, four ground balls and one caused turnover against second-ranked Loyola.

« Scored one goal and added two GBs in 11-10 win at 10th-ranked North Carolina.

« Had three ground balls and two assists in a 14-12 win at Princeton. Both assists came during a

7-1 run that turned a 9-7 deficit into a 14-10 lead.

« Scored once and added two ground balls in a 14-10 loss at Syracuse.

« Had one assist and added two ground balls against Virginia and added two GBs in a 15-13 win over Rutgers.

Danny Jones (Sr. | SSDM) #23

« Co-captain.

« Has one goal, two assists, eight ground balls and 10 caused turnovers on the year. Tied for second on the team with 10 CTs.

« Named to USILA Team of the Week after tying the JHU record with six CTs while adding three GBs in a 14-12 win at Princeton. Tied CT record originally set by Michael Pellegrino in the 2015 Big Ten Championship game against Ohio State.

« Scored first career goal and added one CT in 11-4 win over Mount St. Mary's.

« Has played in 44 career games and counts one goal, four assists, 26 ground balls and 26 caused turnovers to his credit.

« Set a school record for non-long sticks with 14 caused turnovers in 2018.

« Tied for 10th in school history - and tied for first among short stick players - with 26 career CTs.

Jack Keogh (So. | M) #24

« Has played on JHU's second midfield in first 12 games and has played in 28 of 29 games since arriving at JHU in 2018.

« Scored once against Towson and added game-opening goal in 11-10 win at 10th-ranked North Carolina.

« Added one goal at Syracuse and first multi-point game of his career with one goal and one assist vs. Mount St. Mary's.

« Extended goal and point-scoring streaks to three games with a first-quarter strike against Delaware.

« Notched one goal against Virginia to push goal and point streaks to four games and added an assist at Michigan to extend to five games.

« Assisted on goal with two seconds left in first half to give JHU an 8-3 lead in what became a 15-13 win over Rutgers and scored once in a 14-13 loss to eighth-ranked Ohio State.

« Pushed point-scoring streak to eight games with an assist at top-ranked Penn State.

« Now has career totals of eight goals and five assists for 13 points.

Robert Kuhn (Sr. | LSM) #19

« Fourth-year regular at LSM.

« Has played in 59 career games and counts 13 goals, seven assists, 108 ground balls and 30 caused turnovers to his credit.

« Ranks eighth in school history with 30 career CTs.

« Scored once and had four ground balls and one caused turnover against second-ranked Loyola.

« Scored once and added five GBs and one CT in 11-10 win at 10th-ranked North Carolina.

« Scored once and had two GBs and one CT in a 14-12 win at Princeton. Goal against the Tigers came during a 5-0 run that turned a 9-7 deficit into a 12-9 lead.

Miscellaneous Statistics

Hat Tricks	2019	Career
Brett Baskin	1	1
Alex Concannon	1	2
Connor DeSimone	0	2
Joey Epstein	6	6
Kyle Marr	2	14
Forry Smith	1	1
Cole Williams	3	10

Multi-Goal Games	2018	Career
Brett Baskin	2	3
Alex Concannon	4	7
Connor DeSimone	0	5
Joey Epstein	10	10
Robert Kuhn	0	1
Kyle Marr	9	33
Forry Smith	2	7
Cole Williams	5	17
Evan Zinn	1	1

Multi-Assist Games	2018	Career
Alex Concannon	2	5
Connor DeSimone	1	1
Joey Epstein	5	5
Matt Hubler	1	1
Kyle Marr	2	13
Cole Williams	5	7

Multi-Point Games	2018	Career
Brett Baskin	3	4
Taite Cattoni	1	1
Owen Colwell	1	1
Alex Concannon	5	11
Connor DeSimone	2	8
Joey Epstein	11	11
Jake Fox	0	1
Matt Hubler	1	1
Jack Keogh	1	1
Robert Kuhn	0	1
Kyle Marr	9	40
Kyle Prouty	1	1
Forry Smith	3	10
Cole Williams	8	21
Evan Zinn	1	1

« Totaled four ground balls and one caused turnover in 11-4 win over Mount St. Mary's and added four GBs against Delaware and three against Virginia.

« Tallied first assist of the year, three ground balls and one caused turnover in a 14-8 win at Michigan.

« Scored one goal and added two GBs in a 15-13 win over Rutgers. Goal opened the scoring in the second half and extended JHU lead to 9-3 at that point.

Kyle Marr (Sr. | A) #13

« Co-captain.

« Named to the Tewaaraton Watch List.

« Selected in the fifth round of the 2019 MLL Draft by the Denver Outlaws (45th overall).

« Ranks second on the team in goals (24) and points (33) and tied for third in assists (9).

« Scored once against Towson in season opener and added five goals and one assist against second-ranked Loyola.

« Tallied twice and added an assist in 11-10 win at 10th-ranked North Carolina. Two goals against the 'Heels turned a 7-6 deficit into an 8-7 lead the Blue Jays never relinquished.

« Scored first two JHU goals in a 14-12 come-from-behind win at Princeton and added two goals and one assist at Syracuse.

« Fueled come-from-behind win against Delaware with three goals and two assists. Had a hand in JHU's last three goals (2g, 1a) as Jays scored final four goals in a 12-10 victory.

« Scored twice against Virginia and rang up two goals and two assists in a 14-8 win at Michigan.

« Fired home two goals, including JHU's final tally, in a 15-13 win over Rutgers. Second goal against the Scarlet Knights was the 100th of his career.

« Scored twice and added an assist in a 14-13 loss to eighth-ranked Ohio State and added one goal against top-ranked Penn State.

« Has 103 goals and 49 assists for 152 points in his career.

« Tied for 13th in school history in career goals and ranks 23rd in points.

« 14th player in school history with 100 goals and 50 assists.

« Father, Scott, is the head coach at Albany and played at JHU with current Blue Jay coach Dave Pietramala.

Matt Narewski (Fr. | FO)

#39

« Is 65-of-130 (.500) on faceoffs and ranks second on the team with 38 ground balls through 12 games.

« Solid in a three-game span against Loyola, North Carolina and Princeton as he was 39-of-67 (.582) on faceoffs with 21 ground balls in those three.

« Made career debut at Towson and won 3-of-11 faceoffs with one ground ball.

« Enjoyed a strong outing against then second-ranked Loyola as he won 17-of-28 faceoffs and added 11 ground balls and one assist.

« Won 12-of-24 faceoffs with one GB in 11-10 win at 10th-ranked North Carolina.

« Fueled 14-12 win at Princeton as he was 10-of-15 on faceoffs with nine ground balls.

« Provided a spark at the X against top-ranked Penn State as he was 11-of-21 with eight ground balls.

Kyle Prouty (So. | FO)

#25

« Is 118-of-193 (.611) on faceoffs with two goals, four assists and 61 ground balls to his credit.

« Ranks 17th in the nation in faceoff win %.

« Has sparkled in the last nine games as he is 113-of-174 (.649) with two goals, four assists and 60 ground balls.

« Won 4-of-14 faceoffs and had one ground ball in the season opener at Towson and was 1-of-5 against second-ranked Loyola.

« Ignited JHU's 14-12 come-from-behind win at Princeton as he was 9-of-13 on faceoffs with one goal and two ground balls. Goal against the Tigers was the first goal in a 5-0 run that turned a 9-7 deficit into a 12-9 lead.

« Was 4-of-7 with one ground ball in a 14-10 loss at Syracuse and came back to go 11-of-12 with

four ground balls and one assist in the 11-4 win over Mount St. Mary's.

« Won 17-of-23 faceoffs with nine GBs in a 12-10 win over Delaware.

« Big Ten Specialist of the Week after his effort in the wins over Mount St. Mary's and Delaware.

« Won 16 of a then career-high 28 faceoff attempts and added one assist and six GBs against ninth-ranked Virginia.

« Won then career-best 18 faceoffs on 23 attempts with a then career-high 15 ground balls in a 14-8 win at Michigan.

« Went 21-of-30 with 16 GBs, one goal and two assists in a 15-13 win over Rutgers. 21 FO wins, 30 attempts and 16 GBs are career highs.

« Went 14-of-28 with six GBs in a 14-13 loss to eighth-ranked Ohio State.

Jack Rapine (Jr. | D)

#44

« Has started all 44 games since arriving at JHU in 2017.

« Totaled a team-high four ground balls in the season opener at Towson and added one ground ball and one caused turnover against second-ranked Loyola.

« Tallied one assist and one ground ball in 11-10 win at 10th-ranked North Carolina.

« Added two ground balls and two caused turnovers in a 14-12 come-from-behind win at Princeton, one ground ball and one caused turnover in a 14-10 loss at Syracuse and two GBs and one CT in 11-4 win over Mount St. Mary's.

« Chipped in two caused turnovers in a 12-10 win over Delaware and added two GBs against Virginia.

« Strong effort in a 14-8 win at Michigan included two ground balls and one caused turnover.

« Grabbed one GB and added second assist of the season in a 15-13 win over Rutgers.

« Ranks fifth in school history with 36 career caused turnovers.

Jared Reinson (So. | LSM)

#87

« Has played in all 29 games as JHU's number two long stick middle since the start of the 2018 season.

« Has 12 ground balls and nine caused turnovers on the year. Ranks fourth on the team with nine CTs on the year.

« Totaled a career-high five ground balls and a personal-best three caused turnovers in a 14-10 loss at Syracuse.

« Had two CTs in a 14-13 loss to eighth-ranked Ohio State.

Forry Smith (Jr. | A/M)

#4

« Co-captain.

« Ranks fifth on the team with 11 goals and 13 points in 12 games.

« Started on JHU's first midfield at Towson and scored a team-high two goals and added one goal in the win at 10th-ranked North Carolina, another in the 14-10 loss at Syracuse and one against Mount St. Mary's.

« Extended goal-scoring streak to three games with what proved to be the game-winning goal with 2:46 remaining in a 12-10 win over Delaware.

« Punched up career-high four goals, including

three EMO tallies, in a 14-8 win at Michigan. Three EMO goals were one shy of the JHU single-game record.

« Scored once in JHU's 15-13 win over Rutgers. Goal was the sixth in a six-goal, game-opening run for JHU.

« Has played in 40 career games with 12 starts and has 27 goals and 10 assists to his credit.

Cole Williams (Jr. | A)

#14

« Ranks third on the team in points (31), second in assists (14) and third in goals (17).

« Tallied one goal and a team-high three assists for four points in the season opener at Towson and added one goal against second-ranked Loyola.

« Totaled two assists and a pair of GBs in 11-10 win at 10th-ranked North Carolina.

« Tallied first hat trick of the season with three goals and one assist in a 14-12 win at Princeton. Scored twice against the Tigers during a 9-3 run that turned a 7-5 third-quarter deficit into a 14-10 lead.

« Matched career high with three assists and added two goals for five points in a 12-10 win over Delaware.

« Posted two assists against Virginia and came back with one goal and one assist at Michigan. Goal against the Wolverines was the 50th of his career.

« Fueled JHU's win over Rutgers with a three-goal, two-assist effort. All three goals came during a 10-5 game-opening spurt and both assists came in final 25 mins as JHU held off the Scarlet Knights for a 15-13 victory.

« Scored twice against eighth-ranked Ohio State. Tied the game at 13-13 with just over two minutes left in regulation before OSU prevailed 14-13.

« Scored a team-high three goals against top-ranked Penn State.

« Has played in 43 games with 29 starts (all 29 games since the start of the 2018 season) and has 58 goals and 32 assists for 90 points.

Evan Zinn (Fr. | M)

#29

« Has played in all 12 games at midfield and as a wing on faceoffs.

« Counts four goals, two assists, 12 ground balls and three caused turnovers to his credit.

« Picked up first career point - an assist - in the season opener at Towson.

« Notched first career goal in a 14-12 win at Princeton.

« Punched up first multi-goal game of career with two goals against ninth-ranked Virginia.

« Added one assist and two ground balls in a 14-8 win at Michigan.

« Scored once - the second goal in a 6-0 game-opening run - in JHU's 15-13 win over Rutgers.

« One of just two freshmen to play in all 12 games thus far (Joey Epstein).

Individual Player Career Highs

Attackmen | Midfielders | Defenders (Scoring + Miscellaneous)

No.	Name	Goals	Assists	Points	Miscellaneous/Notes
1	Brett Baskin	3, @ Princeton (2019)	1, Three Times	3, @ Princeton (2019)	
2	Alex Concannon	4, vs. #8 Ohio State (2019)	3, @ Ohio State-2 (2017)	6, vs. #8 Ohio State (2019)	
3	Connor DeSimone	3, Twice	3, vs. Delaware (2019)	3, Three Times	
4	Forry Smith	4, @ Michigan (2019)	1, Nine Times	4, @ Michigan (2019)	
8	Patrick Foley	1, Three Times	1, Three Times	1, Six Times	4 GBs vs. UNC (2016), 2 CTs vs. Del. (2019), UNC (2016)
9	Matt Hubler	1, @ #10 UNC (2019)	2, @ Princeton (2019)	2, @ Princeton (2019)	
12	Luke Shilling	1, Four Times	1, vs. Maryland-1 (2018)	1, Five times	
13	Kyle Marr	6, vs. Virginia (2017)	6, vs. Michigan (2017)	9, vs. Michigan (2017)	11 games with 5+ points
14	Cole Williams	5, vs. Maryland-2 (2018)	3, vs. Delaware (2019)	6, Twice	
16	Owen Colwell	1, @ #10 UNC, @ Mich. (2019)	1, @ #10 UNC (2019)	2, @ #10 UNC (2019)	7 GBs @ Princeton (2019)
18	Jake Fox	1, Three Times	1, Three Times	2, vs. Duke (2018)	
19	Robert Kuhn	2, vs. Syracuse (2017)	1, Six Times	2, vs. Syracuse (2017)	7 GBs vs. Penn St. (2017) 2 CTs, Three times
23	Danny Jones	1, vs. MSM (2019)	1, Four Times	1, Five Times	6 CTs @ Princeton (2019)
24	Jack Keogh	1, Seven Times	1, Five Times	2, vs. MSM (2019)	
29	Evan Zinn	2, vs. #9 Virginia (2019)	1, Twice	2, vs. #9 Virginia (2019)	
32	Joey Epstein	5, vs. #9 VA, #19 Rutgers (2019)	3, vs. #2 Loy, #19 Rut (2019)	8, vs. #19 Rutgers (2019)	
44	Jack Rapine		1, Three times	1, Twice	5 GBs @ Princeton (2017) 3 CTs, Twice
87	Jared Reinson	1, @ Loyola (2018)		1, @ Loyola (2018)	5 GBs @SU ('19), 3 CTs @SU ('19)
89	Taite Cattoni	1, Three Times	1, @ #10 UNC (2019)	2, @ #10 UNC (2019)	
Faceoff Specialists					
No.	Name	Faceoffs Won	Faceoff Attempts	GBs	Miscellaneous/Notes
25	Kyle Prouty	21, vs. #19 Rutgers (2019)	30, vs. #19 Rutgers (2019)	16, vs. #19 Rutgers (2019)	1g vs. Prin ('19), #19 Rutgers ('19) 1a vs. MSM & #9 UVA (2019)
39	Matt Narewski	17, vs. #2 Loyola (2019)	28, vs. #2 Loyola (2018)	11, vs. #2 Loyola (2018)	1a, vs. #2 Loyola
Goalies					
No.	Name	Saves-1	Saves-2	Saves-3	Miscellaneous/Notes
25	Ryan Darby	18 @ Syracuse (2019)	15, @ Towson (2019)	13, @ Princ. & #1 PSU (2019)	

JHU MLax and the Friends of Jaclyn

The Johns Hopkins men's lacrosse team is partnered with the Friends of Jaclyn Foundation (FOJ). This is the third time the Blue Jays have partnered with FOJ.

The Blue Jays "adopted" **Connor Durgin** on October 7, 2015 and he has been a fixture at games and other team events since then. He took part in the pregame meeting with officials and team captains when the Blue Jays hosted Syracuse on March 19, 2016 and made the trip to Penn State a month later and made the Blue Jays' call on the coin toss (tails), which JHU won.

The Friends of Jaclyn Foundation's mission is to improve the quality of life for children battling pediatric brain tumors and other childhood cancers and to raise awareness through the Adopt-a-Child, Safe on the Sidelines and Guardian Angel Programs. FOJ does this by pairing the afflicted child and their siblings with local high school and college sports teams.



The Last Time Johns Hopkins ...

Scored 20 or more goals

22, vs. Marist (5-14-2005)

Scored 15 or more goals

15, vs. #19 Rutgers (4-6-2019)

Scored 15 or more goals in back-to-back games

16, vs. Princeton (3-3-2018)

18, @ #7 Syracuse (3-10-2018)

Totaled 30 or more points

33 (19g, 14a), vs. Michigan (4-22-2017)

Allowed 20 or more goals

20, vs #1 Penn State (4-21-2019)

Allowed 15 or more goals

20, vs #1 Penn State (4-21-2019)

Allowed 15 or more goals in back-to-back games

17, @ Towson (2-9-2019)

18, vs. #2 Loyola (2-16-2019)

Allowed 15 or more goals and won

17, #15 Virginia (3-25-2017)

Won 20 or more faceoffs

21 (21-of-30), vs. #19 Rutgers (4-6-2019)

Grabbed 50 or more ground balls

77, vs. St. Joe's (4-21-1999)

Grabbed 60 or more ground balls

77, vs. St. Joe's (4-21-1999)

Grabbed 70 or more ground balls

77, vs. St. Joe's (4-21-1999)

Took 50 or more shots

52, @ Virginia (3-24-2018)

Took 60 or more shots

62, vs. #15 Virginia (3-25-2017)

Took 70 or more shots

83, vs. St. Joe's (4-21-1999)

Took 80 or more shots

83, vs. St. Joe's (4-21-1999)

Scored five or more extra-man goals

5 (5-of-5), vs. Michigan (4-22-2017)

Scored a man-down goal

Patrick Foley @ #4 Brown (5-14-2016)

Scored a man-down goal in back-to-back games

Zach Palmer (Towson) &

John Kaestner (Michigan) (2-16/23-2013)

Allowed five or more extra-man goals

5 (5-of-7), vs. #8 UMass (5-21-2005)

Allowed a man-down goal

Tye Kurtz, Delaware (3-16-2019)

Held an opponent scoreless for a half:

Mount St. Mary's (1st half) (4-14-2014)

Held an opponent scoreless for two straight Qtrs.:

Michigan (2nd & 3rd Qtrs.) (3-30-2019)

Held an opponent scoreless for three straight Qtrs.:

Manhattan (1-3 Qtrs.) (3-6-2012)

Held an opponent scoreless for 1st three Qtrs:

Manhattan (1-3 Qtrs.) (3-6-2012)

Held an opponent scoreless for 30 or more cons. min:

31:50, vs. Michigan (3-30-2019)

Held an opponent scoreless for 40 or more cons. min:

44:56, @ Mount St. Mary's (4-14-2014)

Held an opponent scoreless for 50 or more cons. min:

60:00, vs. Manhattan (3-6-2012)

Posted a shutout:

Manhattan (W/11-0) (3-6-2012)

Held an opponent shotless for a quarter:

2nd Qtr. @ #12 Princeton (3-2-2012)

Came from behind to win

@ Michigan -

Trailed 1-0 in 1st Qtr - Won 14-8 (3-30-19)

Came from two goals down to win

vs. Delaware -

Trailed as late as 10-8/4th Qtr-Won 12-10 (3-16-19)

Came from three goals down to win

vs. Georgetown -

Trailed as late as 9-6/4th Qtr-Won 10-9 (OT) (5-13-18)

Came from four goals down to win

vs. Georgetown -

Trailed as late as 8-4/3rd Qtr-Won 10-9 (OT) (5-13-18)

Came from five goals down to win

vs. Georgetown -

Trailed as late as 8-3/3rd Qtr-Won 10-9 (OT) (5-13-18)

Came from six goals down to win

@ Virginia -

Trailed as late as 9-3/3rd Qtr - Won 15-13 (3-24-18)

Came from seven goals down to win

@ Virginia -

Trailed as late as 9-2/3rd Qtr - Won 15-13 (3-24-18)

Won a game with a goal in the final min. of regulation

vs. Ohio State - Alex Concannon goal with :11.3 left - Won 6-5 (5-3-18)

Blew a lead and lost

vs. #8 Ohio State

Led as late as 12-11 in 4th qtr. -

Lost 14-13 (4-14-2019)

Blew a two-goal lead and lost

vs. #8 Ohio State

Led as late as 12-10 in 4th qtr. -

Lost 14-13 (4-14-2019)

Blew a three-goal lead and lost

vs. #8 Ohio State

Led as late as 9-6 in 3rd qtr. -

Lost 14-13 (4-14-2019)

Blew a three-goal lead in back-to-back games and lost

@ #1 Syracuse -

Led 5-2 in 2nd qtr. - Lost 13-10 (3-14-2015)

vs. #7 Virginia -

Led 6-3 in 2nd qtr. - Lost 16-15 (OT) (3-21-2015)

Blew a four-goal lead and lost

vs. #8 Ohio State

Led as late as 9-5 in 3rd qtr. -

Lost 14-13 (4-14-2019)

Blew a five-goal lead and lost

vs. #8 Ohio State

Led as late as 8-3 in 3rd qtr. -

Lost 14-13 (4-14-2019)

Blew a six-goal lead and lost

vs. #8 Ohio State

Led as late as 8-2 in 2nd qtr. -

Lost 14-13 (4-14-2019)

The Last Time a
Johns Hopkins Player ...

Scored 5 or more goals

5, Joey Epstein vs. #16 Rutgers (4-6-2019)

A Freshman Scored 5 or more goals

5, Joey Epstein vs. #16 Rutgers (4-6-2019)

Scored 5 or more goals in a Quarter

5, Kyle Marr vs. #12 Georgetown (4th Q) (5-13-2018)

Score 5 or more goals in back-to-back games

Kyle Marr vs. #15 Virginia (6) and
vs. #7 Rutgers (5) (2017)

Scored 6 or more goals

6, Kyle Marr vs. #15 Virginia (3-31-2017)

Scored 7 or more goals

8, Ryan Brown @ #3 Maryland (4-25-2015)

Scored 8 or more goals

8, Ryan Brown @ #3 Maryland (4-25-2015)

Dished out 4 or more assists

4, Shack Stanwick
vs. #12 Georgetown (5-13-2018)

Had two players dish out 4 or more assists

4, Shack Stanwick & Cole Williams
@ Rutgers (4-1-2018)

Dished out 5 or more assists

5, Shack Stanwick vs. Delaware (3-17-2018)

Dished out 5 or more assists in back-to-back Games

Wells Stanwick vs. Ohio State (5) &
Towson (5) (2-9 & 2-15-2014)

Dished out 6 or more assists

6, Kyle Marr vs. Michigan (4-22-2017)

Dished out 7 or more assists

8, Dave Marr vs. Navy (4-19-1996)

Dished out 8 or more assists

8, Dave Marr vs. Navy (4-19-1996)

Had five players with 4 or more points

S. Stanwick (4), R. Brown (4), W. Dismuke (4)
C. Radziewicz (4), H. Cattoni (4)
@ Michigan (4-23-16)

Totaled 5 or more points in back-to-back games

Joey Epstein vs. #9 Virginia (5), @ Michigan (5),
vs. #19 Rutgers (8), vs. OSU (5) (2019)

Totaled 5 or more points in three straight games

Joey Epstein vs. #9 Virginia (5), @ Michigan (5),
vs. #19 Rutgers (8), vs. OSU (5) (2019)

Totaled 5 or more points in four straight games

Joey Epstein vs. #9 Virginia (5), @ Michigan (5),
vs. #19 Rutgers (8), vs. #8 OSU (5) (2019)

Had three players with 5 or more points

Shack Stanwick (5), Cole Williams (5)
Alex Concannon (5) @ #7 Syracuse (3-10-2018)

Totaled 6 or more points

6, Alex Concannon (4g, 2a) vs. #8 OSU (4-14-19)

Totaled 6 or more points in back-to-back games

Shack Stanwick vs. UMBC (7) & Delaware (7) (2018)

Had two players with 6 or more points

6, Kyle Marr (5g, 1a) vs. #2 Loyola (2-16-19)
6, Joey Epstein (3g, 3a) vs. #2 Loyola (2-16-19)

Totaled 7 or more points

8, Joey Epstein (5g, 3a) vs. #19 Rutgers (4-6-19)

Totaled 7 or more points in back-to-back games

Shack Stanwick vs. UMBC (7) and
vs. Delaware (7) (2018)

Totaled 8 or more points

8, Joey Epstein (5g, 3a) vs. #19 Rutgers (4-6-19)

Totaled 9 or more points

9, Kyle Marr (3g, 6a) vs. Michigan (4-22-17)

Totaled 10 or more points

11 (5g, 6a), Dan Denihan vs. #10 Towson (5-2-1999)

Totaled 11 points

11 (5g, 6a), Dan Denihan vs. #10 Towson (5-2-1999)

Scored three extra-man goals

3, Forry Smith @ Michigan (3-30-2019)

Scored four extra-man goals

4, Pat Fraser vs. Princeton (2-28-2019)

Scored an overtime goal

Shack Stanwick vs. #12 Georgetown (5-13-2018)

Grabbed 14 or more ground balls

16, Kyle Prouty vs. #19 Rutgers (4-6-2019)

Won 15 or more faceoffs

21, Kyle Prouty vs. #19 Rutgers (4-6-2019)

Won 15 or more faceoffs in back-to-back games

Kyle Prouty vs. Delaware (17), vs. #9 Virginia (16),
@ Michigan (19), vs. Rutgers (21) (2019)

Won 15 or more faceoffs in three straight games

Kyle Prouty vs. Delaware (17), vs. #9 Virginia (16),
@ Michigan (19), vs. Rutgers (21) (2019)

Won 15 or more faceoffs in four straight games

Kyle Prouty vs. Delaware (17), vs. #9 Virginia (16),
@ Michigan (19), vs. Rutgers (21) (2019)

Won 20 or more faceoffs

20, Hunter Moreland vs. Delaware (3-17-2018)

Registered 20 or more saves

20, Pierce Bassett vs. #8 Loyola (5-8-2010)

JHU's History in the USILA Poll

Total Weeks: _____ 486
 Total Weeks at #1: _____ 103
 Weeks in top 5: _____ 306
 Weeks in top 10: _____ 420
 Weeks in top 20: _____ 480

Consecutive at #1: _____ 14 (4/12/04-5/9/05)
 Most Consecutive in top 5: _____ 132
 _____ (3/19/73-3/23/87)
 Most Consecutive in top 10: _____ 157
 _____ (3/19/73-3/25/90)
 Most Consecutive 1 in top 20: _____ 363
 _____ (3/19/73-4/18/2010)

Weeks Ranked - By Ranking
(Through Poll of April 22, 2019)

Rank _____	Polls _____
1st _____	103
2nd _____	72
3rd _____	58
4th _____	41
5th _____	32
6th _____	37
7th _____	26
8th _____	21
9th _____	21
10th _____	12
11th _____	15
12th _____	5
13th _____	5
14th _____	7
15th _____	5
16th _____	4
17th _____	7
18th _____	3
19th _____	4
20th _____	2
RV _____	6

The Johns Hopkins office of Athletic Communications uses the USILA Coaches Poll to reflect JHU's official national ranking. This poll predates all other lacrosse polls and provides the longest-running consistent national ranking system. This does not imply that the USILA Poll is in any way more official, but for historical purposes it provides the most consistency.

USILA Coaches Poll (4-22-19)

1. Penn State (20)	11-1	400
2. Maryland	11-2	371
3. Duke	11-3	358
4. Yale	9-2	332
5. Penn	8-3	323
6. Virginia	11-3	292
7. Syracuse	9-3	270
8. Loyola Maryland	10-3	269
9. Cornell	9-4	231
10. Ohio State	8-3	230
11. Notre Dame	7-5	193
12. Denver	8-4	166
13. Towson	8-4	158
14. High Point	11-2	145
15. UMass	9-4	132
16. Boston University	10-4	98
17. Villanova	8-5	61
18. Army West Point	9-4	53
19. Georgetown	10-4	50
20T. Johns Hopkins	6-6	22
Rutgers	7-6	22

Others Receiving Votes: Delaware, North Carolina, Air Force, Hobart, Princeton

Johns Hopkins Week-by-Week in the
USILA Coaches Poll

Preseason _____	7th
Feb. 11 _____	15th
Feb. 18 _____	RV
Feb. 25 _____	18th
Mar. 4 _____	17th
Mar. 11 _____	17th
Mar. 18 _____	15th
Mar. 25 _____	18th
Apr. 1 _____	20th
Apr. 8 _____	15th
Apr. 15 _____	16th
Apr. 22 _____	T20th



Inside Lacrosse Media Poll (4-22-19)

1. Penn State (28)	11-1	560
2. Maryland	11-2	520
3. Duke	11-3	475
4. Penn	8-3	472
5. Yale	9-2	463
6. Virginia	11-3	405
7. Syracuse	9-3	400
8. Loyola Maryland	10-3	396
9. Cornell	9-4	324
10. Ohio State	8-3	292
11. Notre Dame	7-5	253
12. High Point	11-2	234
13. Towson	8-4	212
14. Denver	8-4	200
15. UMass	9-4	188
16. Boston University	10-4	143
17. Georgetown	10-4	103
18. Villanova	8-5	79
19. Army West Point	9-4	56
20. Delaware	10-3	36

Others Receiving Votes: North Carolina, Rutgers, Johns Hopkins, Air Force, Hobart, Princeton, Richmond, Stony Brook, Vermont

Johns Hopkins Week-by-Week in the
Inside Lacrosse Media Poll

Preseason _____	7th
Feb. 11 _____	17th
Feb. 18 _____	RV
Feb. 25 _____	18th
Mar. 4 _____	18th
Mar. 11 _____	17th
Mar. 18 _____	16th
Mar. 25 _____	20th
Apr. 1 _____	RV
Apr. 8 _____	16th
Apr. 15 _____	19th
Apr. 22 _____	RV

Inside The Series			
	44	72	
	WINS	LOSSES	
	1 TIE		
	72	44	
	WINS	LOSSES	

1895	Johns Hopkins-10, Maryland-0
1896	Johns Hopkins-8, Maryland-0
1897	Johns Hopkins-10, Maryland-0
	Johns Hopkins-7, Maryland-0
1919	Johns Hopkins-17, Maryland-0
1920	Johns Hopkins-4, Maryland-1
1923	Johns Hopkins-4, Maryland-2
1924	Maryland-4, Johns Hopkins-2
1925	Maryland-3, Johns Hopkins-1
1926	Johns Hopkins-10, Maryland-3
1927	Johns Hopkins-8, Maryland-2
1928	Johns Hopkins-6, Maryland-3
	Johns Hopkins-6, Maryland-1
1929	Maryland-6, Johns Hopkins-2

1930	Maryland-6, Johns Hopkins-0
1931	Maryland-8, Johns Hopkins-6
1932	Johns Hopkins-7, Maryland-3
	Johns Hopkins-7, Maryland-5
1933	Johns Hopkins-6, Maryland-3
1934	Johns Hopkins-8, Maryland-5
1935	Maryland-4, Johns Hopkins-2
1936	Maryland-9, Johns Hopkins-4
1937	Maryland-9, Johns Hopkins-6
1938	Maryland-12, Johns Hopkins-6
1939	Johns Hopkins-6, Maryland-3
1940	Maryland-7, Johns Hopkins-6
1941	Johns Hopkins-10, Maryland-3
1942	Johns Hopkins-7, Maryland-5
1943	Maryland-5, Johns Hopkins-4
1946	Maryland-7, Johns Hopkins-6
1947	Johns Hopkins-15, Maryland-6
1948	Johns Hopkins-10, Maryland-8
1949	Johns Hopkins-14, Maryland-6

1950	Johns Hopkins-10, Maryland-4
1951	Maryland-6, Johns Hopkins-1
1952	Johns Hopkins-10, Maryland-10
1953	Maryland-8, Johns Hopkins-6
1954	Maryland-17, Johns Hopkins-4
1955	Maryland-11, Johns Hopkins-5
1956	Maryland-13, Johns Hopkins-6
1957	Johns Hopkins-15, Maryland-10
1958	Johns Hopkins-11, Maryland-10
1959	Johns Hopkins-20, Maryland-8
1960	Johns Hopkins-13, Maryland-7
1961	Maryland-12, Johns Hopkins-7
1962	Maryland-16, Johns Hopkins-15
1963	Maryland-13, Johns Hopkins-11
1964	Maryland-17, Johns Hopkins-12
1965	Johns Hopkins-11, Maryland-8
1966	Maryland-12, Johns Hopkins-8
1967	Maryland-9, Johns Hopkins-5
1968	Johns Hopkins-10, Maryland-8
1969	Johns Hopkins-14, Maryland-8

1970	Johns Hopkins-7, Maryland-4
1971	Maryland-8, Johns Hopkins-5
1972	Maryland-13, Johns Hopkins-12
	Johns Hopkins-9, Maryland-6 *
1973	#1 Maryland-17, #2 Johns Hopkins-4
	#1 Maryland-10, #2 Johns Hopkins-9 (2OT) *
1974	#3 Johns Hopkins-17, #1 Maryland-13
	#2 Johns Hopkins-17, #1 Maryland-12 *
1975	#5 Maryland-19, #1 Johns Hopkins-11
1976	#2 Maryland-21, #3 Johns Hopkins-13
1977	#3 Johns Hopkins-21, #2 Maryland-20
	#2 Johns Hopkins-22, #3 Maryland-12 *
1978	#3 Johns Hopkins-19, #2 Maryland-13
	#2 Johns Hopkins-17, #3 Maryland-11 *
1979	#1 Johns Hopkins-13, #2 Maryland-12
	#1 Johns Hopkins-15, #2 Maryland-9 *

1980	#2 Johns Hopkins-15, #6 Maryland-6
1981	#1 Johns Hopkins-12, #5 Maryland-8
	#1 Johns Hopkins-19, #1 Maryland-14 *
1982	#4 Johns Hopkins-14, #6 Maryland-6
	#3 Johns Hopkins-14, #8 Maryland-9 *
1983	#2 Johns Hopkins-14, #9 Maryland-7
1984	#2 Johns Hopkins-16, #9 Maryland-10
1985	#1 Johns Hopkins-8, #7 Maryland-7 (OT)
1986	#2 Johns Hopkins-14, #3 Maryland-9
1987	#1 Maryland-11, #4 Johns Hopkins-7
	#4 Johns Hopkins-13, #1 Maryland-8 *
1988	#2 Johns Hopkins-11, #11 Maryland-7
1989	#1 Johns Hopkins-10, #4 Maryland-9

1990	#12 Johns Hopkins-17, #11 Maryland-11
1991	#6 Maryland-11, #3 Johns Hopkins-8
1992	#7 Maryland-13, #3 Johns Hopkins-9
1993	#4 Johns Hopkins-19, #11 Maryland-11
1994	#6 Johns Hopkins-12, #8 Maryland-10
1995	#1 Johns Hopkins-16, #3 Maryland-15
	#4 Maryland-16, #1 Johns Hopkins-8 *
1996	#1 Maryland-12, #4 Johns Hopkins-9
	#7 Johns Hopkins-9, #2 Maryland-7 *
1997	#5 Johns Hopkins-13, #4 Maryland-9
1998	#6 Johns Hopkins-10, #1 Maryland-6
	#5 Maryland-11, #4 Johns Hopkins-10 (OT) *
1999	#3 Johns Hopkins-13, #7 Maryland-3

2000	#8 Johns Hopkins-20, #7 Maryland-11
2001	#5 Maryland-10, #2 Johns Hopkins-9
2002	#3 Johns Hopkins-9, #6 Maryland-8 (OT)
2003	#1 Johns Hopkins-6, #5 Maryland-5 (OT)
2004	#1 Johns Hopkins-14, #3 Maryland-10
2005	#1 Johns Hopkins-11, #9 Maryland-6
2006	#6 Maryland-11, #9 Johns Hopkins-4
2007	#9 Johns Hopkins-8, #7 Maryland-7 (OT)
2008	#13 Johns Hopkins-10, #7 Maryland-4
2009	#9 Johns Hopkins-10, #12 Maryland-9 +

2010	#4 Maryland-10, #15 Johns Hopkins-9
2011	#3 Johns Hopkins-12, #4 Maryland-11 (OT)
2012	#9 Maryland-9, #3 Johns Hopkins-6
	#10 Maryland-11, #7 Johns Hopkins-5 (N) *
2013	#15 Johns Hopkins-7, #1 Maryland-4
2014	#9 Johns Hopkins-11, #3 Maryland-6
2015	Johns Hopkins-15, #3 Maryland-12 ^
	#7 Maryland-12, #10 Johns Hopkins-11 *
2016	#3 Maryland-11, #8 Johns Hopkins-8 ^
2017	#5 Maryland-12, #8 Johns Hopkins-5 ^
2018	#3 Maryland-8, #7 Johns Hopkins-7 (3OT) ^
	#7 Johns Hopkins-13, #2 Maryland-10 (N) %

* NCAA Tournament Games

^ Big Ten Game

+ @ M&T Bank Stadium

% Big Ten Tournament

Home Team in BOLD

JHU-Maryland Series Notes

Series Record: _____ Johns Hopkins leads, 72-44-1
 Current Streak: _____ JHU Won 1
 Current Streak at Homewood Field: _____ MD Won 1
 Current Streak at Maryland: _____ MD Won 1
 Current Streak - Neutral: _____ JHU Won 1

Pietramala vs. Maryland (@ JHU): _____ 12-9
 @ Homewood Field: _____ 4-4
 @ Maryland: _____ 6-2
 Neutral: _____ 2-3

Longest JHU Win Streak vs. MD: _____ 15 (1977-1986)

Longest MD Win Streak vs. JHU: _____ 4 (1935-38, 2015-18)

- Johns Hopkins leads the all-time series, 72-44-1.
- Ten of the last 23 games in the series have been decided by one goal.
- Six of the last 23 games in the series have been decided in overtime.
- Johns Hopkins has won 17 of the last 26 meetings.
- Johns Hopkins has won seven of the last 11 at Homewood Field against Maryland.
- Johns Hopkins has won seven of the last nine at Maryland Stadium against the Terps.
- Johns Hopkins has won 22 of the 30 meetings between the two teams at Homewood Field since 1970.
- Since USILA rankings began in 1973, the two teams have met 60 times. Johns Hopkins is 41-19 in those 58.
- Both teams have been ranked in the top five in 26 of the last 60 games between the two teams.
- One of the two teams has been ranked number one in 21 of the 60 meetings since 1973.
- Maryland has been ranked number one nine times against Johns Hopkins. JHU has won five of those nine.
- Hopkins has been ranked number one 12 times against Maryland. Hopkins holds a 10-2 advantage in those 12 games.
- Johns Hopkins is 15-6 against Maryland when one of the two teams is ranked number one.
- Johns Hopkins is 2-1 vs. number one Maryland at Homewood Field
- Maryland and Johns Hopkins have met five times in a number one vs. number two matchup.
- Maryland is 2-1 vs. Johns Hopkins when the Terrapins are ranked number one in a one-vs.-two matchup.
- Johns Hopkins is 2-0 vs. Maryland when the Blue Jays are ranked number one in a one-vs.-two matchup.
- Johns Hopkins and Maryland have both been ranked in the top 10 at the time of the game in 51 of the 60 games since rankings became available in 1973.
- Only once in the last 58 meetings have both teams been ranked outside the top 10 (1990).
- The higher-ranked team has won 36 of the 60 since 1973 - the lower-ranked team has won six of the last 10 and 15 of the last 29.
- Johns Hopkins is 16-11 against Maryland when entering the game against the Terrapins as the lower-ranked team. Currently, JHU has won 12 of the last 19 when entering the game ranked lower than the Terps.
- Johns Hopkins has handed Maryland its first loss of the season 14 times. MD has handed JHU its first loss eight times.
- Johns Hopkins has handed Maryland its only loss of the season 13 times. MD has handed JHU its only loss four times.
- In 1974, 1977 and 1979 Maryland lost just two games - both to Johns Hopkins.
- Johns Hopkins is the only team that has a winning record against the Terps.

Tracking the Jays In the Record Book

Career Goal-Scoring Leaders

1.	Terry Riordan (A)	184	1992-95
2.	Ryan Brown (A)	159	2013-16
3.	Brian Piccola (A)	154	1991-95
4.	Franz Wittelsberger (A)	151	1973-76
5.	Michael O'Neill (A)	138	1975-78
6.	Jeff Cook (A)	128	1979-82
7.	Bobby Benson (A)	124	2000-03
8.	Paul Rabil (M)	111	2005-08
9T.	Brandon Benn (A)	109	2011-14
	Kevin Huntley (A)	109	2005-08
11.	Bill Morrill (A)	107	1957-59
12.	Dan Denihan (A)	104	1996-97, 1999-2000
13T.	Kyle Marr	103	Active
	Jack Thomas (A)	103	1972-74

Career Extra-Man Goals (Since 2003)

1.	Patrick Fraser	30	2015-18
2.	Ryan Brown	25	2013-16
3T.	Holden Cattoni	24	2012-15
	Brandon Benn	24	2011-14
5.	Kyle Marr	19	Active

Career Point-Scoring Leaders

1.	Terry Riordan (A)	247 (184g, 63a)	1992-95
2.	Brian Piccola (A)	245 (154g, 91a)	1991-95
3.	Michael O'Neill (A)	237 (138g, 99a)	1975-78
4.	Jack Thomas (A)	224 (103g, 121a)	1972-74
5.	Franz Wittelsberger (A)	220 (151g, 69a)	1973-76
6.	Jeff Cook (A)	219 (128g, 91a)	1979-82
7T.	Shack Stanwick (A)	209 (92g, 117a)	2015-18
	Ryan Brown (A)	209 (159g, 50a)	2013-16
9.	Wells Stanwick (A)	208 (84g, 124a)	2012-15
10.	Richie Hirsch (A)	204 (101g, 103a)	1974-77
11.	Dan Denihan (A)	203 (104g, 99a)	1996-97, 1999-2000
12.	Joe Cowan (A)	197 (74g, 123a)	1967-69
13.	Dave Marr (A)	193 (59g, 134a)	1993-96
14T.	Paul Rabil (M)	178 (111g, 67a)	2005-08
	Brian Wood (A)	178 (100g, 78a)	1984-87
16T.	Del Dressel (M)	174 (99g, 75a)	1983-86
	Bill Morrill (A)	174 (107g, 67a)	1957-59
18.	Bobby Benson (A)	167 (124g, 43a)	2000-03
19.	Steven Boyle (A)	164 (95g, 69a)	2007-10
20.	Conor Ford (A/M)	160 (101g, 59a)	2001-04
21T.	Matt Panetta (A)	157 (86g, 71a)	1988-91
	Peter Scott (A)	157 (99g, 58a)	1981-84
23.	Kyle Marr (A)	152 (103g, 49a)	Active

Career Caused Turnovers (Since 2009)

1.	Tucker Durkin	65	2010-13
2.	Michael Pellegrino	63	2012-15
3.	Nick Fields	43	2014-17
4.	Sam DeVore	41	2007-10
5.	Jack Rapine	37	Active
6.	Patrick Foley	36	Active
7.	Jack Reilly	35	2011-14
8.	Robert Kuhn	30	Active
9.	Chris Lightner	28	2010-13
10T.	Danny Jones	26	Active
	John Kelly	26	2012-15
	Phil Castonova	26	2011-15

100 Career Goals/50 Career Assists (Listed by Total Points)				
Name	Gls.	Ast.	Pts.	Years
Terry Riordan	184	63	247	1992-95
Brian Piccola	154	91	245	1991-95
Mike O'Neill	138	99	237	1975-78
Jack Thomas	103	121	224	1972-74
Franz Wittelsberger	151	69	220	1973-76
Jeff Cook	128	91	219	1979-82
Ryan Brown	159	50	209	2013-16
Richie Hirsch	101	103	204	1974-77
Dan Denihan	104	99	203	1996-97, 1999-00
Paul Rabil	111	67	178	2005-08
Brian Wood	100	78	178	1984-87
Bill Morrill	107	67	174	1957-59
Conor Ford	101	59	160	2001-04
Kyle Marr	103	49	152	Active

2019 Johns Hopkins Men's Lacrosse Roster

No	Name	Pos.	Ht.	Wt.	Yr.	Hometown/High School (Previous College)
1	Brett Baskin (<i>Bass-kin</i>)	A	6-0	165	So.	Plymouth Meeting, PA/La Salle College High
2	Alex Concannon	M	5-5	165	Sr.	Syosset, NY/Syosset
3	Connor DeSimone (<i>Dee-sugh-moan</i>)	M	5-11	200	So.	St. James, NY/Smithtown East
4	Forry Smith	A	6-2	195	Jr.	Schwenksville, PA/Haverford
5	Jake Calnan	D	6-0	215	Fr.	Norwell, MA/Phillips Exeter Academy
6	Marc Pion (<i>pee-ahn</i>)	M	6-0	200	Jr.	Montréal, QC/IMG Academy (Harvard)
7	Alex Gainey	G	6-3	195	Fr.	Westwood, MA/St. Sebastians School
8	Patrick Foley	D	6-1	185	Sr.	Winchester, MA/St. John's Prep
9	Matt Hubler (<i>Hugh-blurr</i>)	M	5-10	200	Jr.	Rumson, NJ/Lawrenceville
11	Kyle DiPietro (<i>Dugh-pee-tro</i>)	M	6-2	185	So.	Lutherville, MD/St. Paul's
12	Luke Shilling	A	5-10	160	So.	Towson, MD/Boys' Latin
13	Kyle Marr	A	5-11	185	Sr.	Clifton Park, NY/Shenendehowa, Hill Academy
14	Cole Williams	A	6-5	210	Jr.	Marriottsville, MD/Loyola
15	Ryan Darby	G	5-9	175	So.	Plano, TX/Plano West
16	Owen Colwell	D	6-2	205	Jr.	Westfield, NJ/Westfield
17	Jacob Giacalone (<i>Jack-a-loan</i>)	G	6-0	195	Jr.	Lake Ronkonkoma, NY/Sachem
18	Jake Fox	A	6-3	220	Sr.	Ottawa, ON/Hill Academy
19	Robert Kuhn	LSM	5-11	205	Sr.	Moorestown, NJ/Moorestown
20	Lucas Capobianco-Hogan	D	6-0	205	So.	Mount Sinai, NY/Mount Sinai
23	Danny Jones	M	5-8	170	Sr.	Baldwin, NY/St. Anthony's
24	Jack Keogh (<i>Key-oh</i>)	A	5-9	180	So.	Manhasset, NY/Manhasset
25	Kyle Prouty (<i>Prowtee</i>)	M/FO	5-11	185	So.	New Egypt, NJ/New Egypt
26	Jack Hawley	M	5-10	155	Fr.	Bethpage, NY/St. Anthony's
27	Brady Keneally (<i>Ca-kneel-ee</i>)	D	6-3	160	Fr.	St. James, NY/St. Anthony's
28	Jack Lyne (<i>Line</i>)	LSM	6-4	215	Jr.	Concord, MA/Middlesex
29	Evan Zinn	M	6-3	200	Fr.	Westport, CT/Staples
31	Alexander Mabbett (<i>Magh-bet</i>)	M	6-4	215	Fr.	Victor, NY/Victor
32	Joey Epstein	A	5-11	185	Fr.	Bethesda, MD/Landon
33	Matt Stagnitta (<i>Stag-neat-ugh</i>)	M	5-10	175	Jr.	Skillman, NJ/Montgomery
34	Brandon Shure (<i>Sure</i>)	D	6-1	205	So.	Brookeville, MD/McDonogh
35	Paul Steel	D	6-1	205	Jr.	Washington, DC/Bullis
36	Owen McManus	M	6-0	195	Fr.	Idlewylde, MD/Friends School
37	Jake Lilly	M	6-4	205	Fr.	Arnold, MD/Severn School
39	Matt Narewski (<i>Nugh-rew-ski</i>)	M/FO	6-3	195	Fr.	Wrentham, MA/New Hampton School
40	Garrett Degnon (<i>Deg-non</i>)	M	6-4	210	Fr.	Harwood, MD/DeMatha
44	Jack Rapine (<i>Ray-pine</i>)	D	6-1	205	Jr.	Ambler, PA/Upper Dublin
46	Spencer Sande (<i>Sandy</i>)	M/FO	6-0	175	Fr.	Minneapolis, MN/Academy of Holy Angels
50	Logan Blondell (<i>Blon-dell</i>)	LSM	6-4	210	Fr.	Center Valley, PA/Southern Lehigh
51	Zach Ernst	M	6-1	205	Jr.	Clermont, FL/East Ridge
66	Weston Narewski (<i>Nugh-rew-ski</i>)	M/FO	6-0	200	So.	Wrentham, MA/New Hampton School
87	Jared Reinson (<i>Rhine-son</i>)	LSM	6-1	205	So.	Princeton, NJ/Montgomery
89	Taite Cattoni (<i>Cugh-tony</i>)	M	5-9	180	Fr.	Peterborough, ON/Salisbury School (CT)
92	Michael Gomez	D	6-0	190	Fr.	Melville, NY/Half Hollow Hills East
99	Ryan Coulter (<i>Cole-terr</i>)	M	5-11	185	Sr.	Dundas, ON/Culver Military

Head Coach: Dave Pietramala (19th season/Johns Hopkins '90)

Associate Head Coach: Bill Dwan (Johns Hopkins '91)

Assistant Coaches: Bobby Benson (Johns Hopkins '03), Larry Quinn (Johns Hopkins '85)

Director of Lacrosse Operations: Tim O'Branski (Salisbury '09)

Captains: Danny Jones, Kyle Marr, Forry Smith

2019 Johns Hopkins Lacrosse
Johns Hopkins Game Results
All games (as of Apr 22, 2019)

Date	Opponent		Score	Overall	Conf	Site	Att.	Goalie
Feb 09	at TOWSON	L	8-17	0-1-0	0-0-0	Towson, Md.	1509	Ryan Darby (0-1)
Feb 16	#2 LOYOLA	L	12-18	0-2-0	0-0-0	Baltimore, MD	4630	Ryan Darby (0-2)
Feb 23	at #10 North Carolina	W	11-10	1-2-0	0-0-0	Chapel Hill, N.C.	204	Ryan Darby (1-2)
Mar 02	at Princeton University	W	14-12	2-2-0	0-0-0	Princeton, NJ	1244	Ryan Darby (W, 2-2)
Mar 09	at #15 Syracuse	L	10-14	2-3-0	0-0-0	Syracuse, N.Y.	3950	Ryan Darby (2-3)
Mar 12	MOUNT ST. MARY'S	W	11-4	3-3-0	0-0-0	Baltimore, MD	685	Ryan Darby (3-3)
Mar 16	DELAWARE	W	12-10	4-3-0	0-0-0	Baltimore, MD	1194	Ryan Darby (4-3)
Mar 23	#9 VIRGINIA	L	11-16	4-4-0	0-0-0	Baltimore, MD	2273	Ryan Darby (4-4)
* Mar 30	at Michigan	W	14-8	5-4-0	1-0-0	Ann Arbor, Mich.	1123	Ryan Darby (5-4)
* Apr 06	#19 RUTGERS	W	15-13	6-4-0	2-0-0	Baltimore, MD	3956	Ryan Darby (6-4)
* Apr 14	#8 OHIO STATE	L	13-14	6-5-0	2-1-0	Baltimore, MD	2197	Ryan Darby (6-5)
* Apr 21	at #1 Penn State	L	9-20	6-6-0	2-2-0	University Park, Pa.	2192	Ryan Darby (6-6)

Team Record	W-L-T	Attendance	Dates	Total	Average
Overall:	6-6	Total:	12	25157	2096
Conference:	2-2	Home:	6	14935	2489
Home:	3-3	Away:	6	10222	1704
Away:	3-3	Neutral:	0	0	0
Neutral:	0-0				
Overtime:	0-0				

2019 Johns Hopkins Lacrosse
Johns Hopkins Overall Team Statistics
All games (as of Apr 22, 2019)

Overall: 6-6 Conf: 2-2 Home: 3-3 Away: 3-3 Neut: 0-0

TEAM STATISTICS	JHU	OPP
SHOT STATISTICS		
Goals-Shot attempts	140-501	156-498
Goals scored per game	11.67	13.00
Shot pct.	.279	.313
Shots on goal-Attempts	287-501	298-498
SOG pct.	.573	.598
Shots/Game	41.8	41.5
Assists	86	81
MAN-UP OPPORTUNITIES		
Goals-Opportunities	18-44	10-41
Conversion Percent	.409	.244
GOAL BREAKDOWN		
Total Goals	140	156
Man-up	18	10
Man-down	0	1
Unassisted	54	75
Overtime	0	0
Goals scored average	11.67	13.00
GROUND BALLS		
	347	356
TURNOVERS		
	178	165
CAUSED TURNOVERS		
	76	83
FACEOFFS (W-L)		
Faceoff W-L Pct.	.561	.439
CLEARS		
Clear Pct.	.830	.857
PENALTIES		
Number	52	47
Minutes	43:30	41:30
SHOT CLOCK VIOLATIONS		
	11	12
ATTENDANCE		
Total	14935	10222
Dates/Avg Per Date	6/2489	6/1704
Neutral Site #/Avg	0/0	

Goals by Period	1st	2nd	3rd	4th	Total
Johns Hopkins	39	34	36	31	140
Opponents	33	37	45	41	156

Saves by Period	1st	2nd	3rd	4th	Total
Johns Hopkins	32	44	41	25	142
Opponents	28	31	50	38	147

Shots by Period	1st	2nd	3rd	4th	Total
Johns Hopkins	119	124	138	120	501
Opponents	124	131	135	108	498

Shots on Goal	1st	2nd	3rd	4th	Total
Johns Hopkins	67	65	86	69	287
Opponents	65	81	86	66	298

2019 Johns Hopkins Lacrosse
Johns Hopkins Overall Individual Statistics
All games (as of Apr 22, 2019)

Overall: 6-6 Conf: 2-2 Home: 3-3 Away: 3-3 Neut: 0-0

##	Player	gp-gs	g	a	pts	sh	sh%	sog	sog%	up	dn	gb	t/o	ct	faceoff	pct	pen-min
32	Joey Epstein	12-12	31	16	47	92	.337	55	.598	1	0	16	24	2	-	-	3-3.5
13	Kyle Marr	12-12	24	9	33	85	.282	45	.529	6	0	19	16	7	-	-	4-2.5
14	Cole Williams	12-12	17	14	31	74	.230	37	.500	0	0	14	22	3	-	-	4-3.0
2	Alex Concannon	12-12	14	6	20	47	.298	25	.532	4	0	6	7	1	-	-	-
4	Forry Smith	12-12	11	2	13	33	.333	24	.727	3	0	4	3	0	-	-	-
1	Brett Baskin	12-0	9	3	12	24	.375	16	.667	0	0	4	5	0	-	-	1-1.0
3	Connor DeSimone	12-12	3	9	12	27	.111	15	.556	0	0	10	6	0	-	-	4-4.0
24	Jack Keogh	12-0	7	4	11	40	.175	23	.575	0	0	2	5	0	-	-	1-0.5
29	Evan Zinn	12-0	4	2	6	12	.333	7	.583	0	0	12	3	3	-	-	3-2.0
9	Matt Hubler	12-0	2	4	6	7	.286	4	.571	0	0	25	4	2	-	-	3-2.0
25	Kyle Prouty	11-0	2	4	6	5	.400	3	.600	0	0	61	12	0	118-193	.611	-
19	Robert Kuhn	12-0	4	1	5	12	.333	5	.417	0	0	29	5	7	-	-	3-3.0
89	Taite Cattoni	4-0	3	1	4	10	.300	7	.700	1	0	2	4	0	-	-	-
12	Luke Shilling	11-0	3	0	3	6	.500	5	.833	3	0	0	4	0	-	-	-
16	Owen Colwell	12-12	2	1	3	4	.500	2	.500	0	0	25	4	8	-	-	4-4.0
23	Daniel Jones	12-0	1	2	3	2	.500	1	.500	0	0	8	4	10	-	-	9-7.5
8	Patrick Foley	12-12	0	3	3	6	.000	3	.500	0	0	18	5	11	-	-	3-2.5
33	Matt Stagnitta	9-0	2	0	2	4	.500	3	.750	0	0	1	3	0	-	-	-
44	Jack Rapine	12-12	0	2	2	2	.000	2	1.000	0	0	18	5	10	-	-	1-1.0
31	Alexander Mabbett	6-0	1	0	1	2	.500	2	1.000	0	0	1	0	0	-	-	1-0.5
39	Matt Narewski	9-0	0	1	1	2	.000	0	.000	0	0	38	7	1	65-130	.500	-
18	Jake Fox	4-0	0	1	1	2	.000	2	1.000	0	0	0	1	0	-	-	-
15	Ryan Darby	12-12	0	1	1	0	.000	0	.000	0	0	17	6	0	-	-	-
87	Jared Reinson	12-0	0	0	0	1	.000	1	1.000	0	0	12	1	9	-	-	-
37	Jake Lilly	6-0	0	0	0	1	.000	0	.000	0	0	0	1	0	-	-	-
36	Owen McManus	11-0	0	0	0	1	.000	0	.000	0	0	0	0	0	0-1	.000	1-0.5
99	Ryan Coulter	1-0	0	0	0	0	.000	0	.000	0	0	0	0	0	-	-	-
66	Weston Narewski	3-0	0	0	0	0	.000	0	.000	0	0	2	0	0	2-6	.333	-
50	Logan Blondell	5-0	0	0	0	0	.000	0	.000	0	0	0	0	0	-	-	3-3.0
40	Garrett Degnon	3-0	0	0	0	0	.000	0	.000	0	0	0	0	0	-	-	-
34	Brandon Shure	7-0	0	0	0	0	.000	0	.000	0	0	1	0	0	-	-	-
27	Brady Keneally	1-0	0	0	0	0	.000	0	.000	0	0	0	0	0	-	-	-
26	Jack Hawley	4-0	0	0	0	0	.000	0	.000	0	0	0	0	0	-	-	-
20	L. Capobianco-Hogan	3-0	0	0	0	0	.000	0	.000	0	0	0	0	0	-	-	-
17	Jacob Giacalone	1-0	0	0	0	0	.000	0	.000	0	0	0	0	0	-	-	-
11	Kyle DiPietro	5-0	0	0	0	0	.000	0	.000	0	0	1	1	1	-	-	2-1.5
6	Marc Pion	7-0	0	0	0	0	.000	0	.000	0	0	1	0	1	-	-	1-1.0
Total		12	140	86	226	501	.279	287	.573	18	0	347	178	76	185-330	.561	52-43.5
Opponents		12	156	81	237	498	.313	298	.598	10	1	356	165	83	145-330	.439	47-41.5

##	Goalie	gp-gs	min	ga	gaavg	saves	pct	w	l	t	shots faced
17	Jacob Giacalone	1-0	2:21	0	0.00	0	.000	0	0	0	0
15	Ryan Darby	12-12	717:39	156	13.04	142	.477	6	6	0	498
Total		12	720:00	156	13.00	142	.477	6	6	0	498
Opponents		12	720:00	140	11.67	147	.512	6	6	0	501

Goals by Period	1st	2nd	3rd	4th	Total
Johns Hopkins	39	34	36	31	140
Opponents	33	37	45	41	156

Saves by Period	1st	2nd	3rd	4th	Total
Johns Hopkins	32	44	41	25	142
Opponents	28	31	50	38	147

Shots by Period	1st	2nd	3rd	4th	Total
Johns Hopkins	119	124	138	120	501
Opponents	124	131	135	108	498

Attendance Summary	JHU	Opponent
Total	14935	10222
Dates/Avg Per Date	6/2489	6/1704
Neutral Site #/Avg	0/0	

Shots on Goal	1st	2nd	3rd	4th	Total
Johns Hopkins	67	65	86	69	287
Opponents	65	81	86	66	298

CLEARs: Johns Hopkins -- 195-235 .830, Opponents -- 210-245 .857.

MAN-UP OPPS: Johns Hopkins -- 18-44 .409, Opponents -- 10-41 .244.

2019 Johns Hopkins Lacrosse
Johns Hopkins Individual Season/Career Statistics
All games (as of Apr 22, 2019)

SEASON

CAREER

#	Player	gp-gs	g	a	pts	sh	sh%	gw	up	dn	qb	t/o	ct	faceoff	pen-min	gp-gs	g	a	pts	sh	sh%	gw	up	dn	qb	t/o	ct	faceoff
32	Joey Epstein	12-12	31	16	47	92	.337	2	1	0	16	24	2	-	3-3.5	12-12	31	16	47	92	.337	2	1	0	16	24	2	-
13	Kyle Marr	12-12	24	9	33	85	.282	0	6	0	19	16	7	-	4-2.5	59-40	103	49	152	316	.326	5	19	0	72	56	12	-
14	Cole Williams	12-12	17	14	31	74	.230	0	0	0	14	22	3	-	4-3.0	44-29	58	32	90	238	.244	3	0	0	35	53	7	-
2	Alex Concannon	12-12	14	6	20	47	.298	0	4	0	6	7	1	-	-	43-17	27	23	50	92	.293	2	4	0	18	18	4	-
4	Forry Smith	12-12	11	2	13	333	.333	2	3	0	4	3	0	-	-	40-13	27	10	37	73	.370	4	5	0	24	10	1	-
1	Brett Baskin	12-0	9	3	12	24	.375	1	0	0	4	5	0	-	1-1.0	23-0	13	3	16	33	.394	1	0	0	5	5	0	-
3	Connor DeSimone	12-12	3	9	12	27	.111	0	0	0	10	6	0	-	4-4.0	29-27	19	11	30	84	.226	1	1	0	30	15	1	-
24	Jack Keogh	12-0	7	4	11	40	.175	0	0	0	2	5	0	-	1-0.5	28-0	8	5	13	54	.148	0	0	0	3	10	1	-
29	Evan Zinn	12-0	4	2	6	12	.333	0	0	0	12	3	3	-	3-2.0	12-0	4	2	6	12	.333	0	0	0	12	3	3	-
9	Matt Hubler	12-0	2	4	6	7	.286	0	0	0	25	4	2	-	3-2.0	28-0	2	5	7	8	.250	0	0	0	37	4	2	-
25	Kyle Proulx	11-0	2	4	6	5	.400	0	0	0	61	12	0	118-193	-	23-0	2	4	6	6	.333	0	0	0	65	13	1	139-257
19	Robert Kuhn	12-0	4	1	5	12	.333	0	0	0	29	5	7	-	3-3.0	59-0	13	7	20	45	.289	0	0	0	108	17	30	1-6
89	Talte Cattoni	4-0	3	1	4	10	.300	0	1	0	2	4	0	-	-	4-0	3	1	4	10	.300	0	1	0	2	4	0	-
12	Luke Shilling	11-0	3	0	3	6	.500	1	3	0	0	4	0	-	-	24-0	4	1	5	11	.364	1	4	0	0	5	0	-
16	Owen Colwell	12-12	2	1	3	4	.500	0	0	0	25	4	8	-	4-4.0	44-30	2	1	3	4	.500	0	0	0	53	9	17	-
23	Daniel Jones	12-0	1	2	3	2	.500	0	0	0	8	4	10	-	9-7.5	44-0	1	4	5	2	.500	0	0	0	24	11	26	-
8	Patrick Foley	12-12	0	3	3	6	.000	0	0	0	18	5	11	-	3-2.5	44-43	3	3	6	19	.158	0	0	1	71	19	36	-
33	Matt Stagnitta	9-0	2	0	2	4	.500	0	0	0	1	3	0	-	-	20-0	2	0	2	4	.500	0	0	0	2	4	0	-
44	Jack Rapine	12-12	0	2	2	2	.000	0	0	0	18	5	10	-	1-1.0	44-44	0	3	3	3	.000	0	0	0	78	13	37	-
31	Alexander Mabbett	6-0	1	0	1	2	.500	0	0	0	1	0	0	-	1-0.5	6-0	1	0	1	2	.500	0	0	0	1	0	0	-
39	Matt Narewski	9-0	0	1	1	2	.000	0	0	0	38	7	1	65-130	-	9-0	0	1	1	2	.000	0	0	0	38	7	1	65-130
18	Jake Fox	4-0	0	1	1	2	.000	0	0	0	0	1	0	-	-	23-0	3	3	6	20	.150	0	1	0	5	7	0	-
15	Ryan Darby	12-12	0	1	1	0	.000	0	0	0	17	6	0	-	-	13-12	0	1	1	0	.000	0	0	0	17	6	0	-
87	Jared Reinson	12-0	0	0	0	1	.000	0	0	0	12	1	9	-	-	29-0	1	0	1	3	.333	0	0	0	30	2	11	0-7
37	Jake Lilly	6-0	0	0	0	1	.000	0	0	0	0	1	0	-	-	6-0	0	0	0	1	.000	0	0	0	0	1	0	-
36	Owen McManus	11-0	0	0	0	1	.000	0	0	0	0	0	0	0-1	1-0.5	11-0	0	0	0	1	.000	0	0	0	0	0	0	0-1
99	Ryan Coulter	1-0	0	0	0	0	.000	0	0	0	0	0	0	-	-	7-0	0	0	0	0	.000	0	0	0	0	0	0	-
66	Weston Narewski	3-0	0	0	0	0	.000	0	0	0	2	0	0	2-6	-	3-0	0	0	0	0	.000	0	0	0	2	0	0	2-6
50	Logan Blondell	5-0	0	0	0	0	.000	0	0	0	0	0	0	-	3-3.0	5-0	0	0	0	0	.000	0	0	0	0	0	0	-
40	Garrett Degnon	3-0	0	0	0	0	.000	0	0	0	0	0	0	-	-	3-0	0	0	0	0	.000	0	0	0	0	0	0	-
34	Brandon Shure	7-0	0	0	0	0	.000	0	0	0	1	0	0	-	-	16-0	0	0	0	0	.000	0	0	0	2	0	0	-
27	Brady Keneally	1-0	0	0	0	0	.000	0	0	0	0	0	0	-	-	1-0	0	0	0	0	.000	0	0	0	0	0	0	-
26	Jack Hawley	4-0	0	0	0	0	.000	0	0	0	0	0	0	-	-	4-0	0	0	0	0	.000	0	0	0	0	0	0	-
20	L. Capobianco-Hogan	3-0	0	0	0	0	.000	0	0	0	0	0	0	-	-	4-0	0	0	0	0	.000	0	0	0	0	0	0	-
17	Jacob Giacalone	1-0	0	0	0	0	.000	0	0	0	0	0	0	-	-	1-0	0	0	0	0	.000	0	0	0	0	0	0	-
11	Kyle DiPietro	5-0	0	0	0	0	.000	0	0	0	1	1	1	-	2-1.5	7-0	0	0	0	0	.000	0	0	0	1	1	1	-
6	Marc Pion	7-0	0	0	0	0	.000	0	0	0	1	0	1	-	1-1.0	14-0	0	0	0	0	.000	0	0	0	1	1	3	-
Total		144	140	86	226	501	.279	6	18	0	347	178	76	185-330	52-43.5													
144	Opponents	144	156	81	237	498	.313	6	10	1	356	165	83	145-330	47-41.5													

#	Goalie	gp-gs	minutes	qa	gaavg	saves	pct	w	l	t	sho
17	Jacob Giacalone	1-0	2:21	0	0.00	0	.000	0	0	0	0 •
15	Ryan Darby	12-12	717:39	156	13.04	142	.477	6	6	0	0 •
Total		12	720:00	156	13.00	142	.477	6	6	0	0
Opponents		12	720:00	140	11.67	147	.512	6	6	0	0

2019 Johns Hopkins Lacrosse
Johns Hopkins Game-by-Game Goals-Assists-Points
All games (as of Apr 22, 2019)

Opponent	Date	Score	1	2	3	4	6	8	9	11	12	13	14
at TOWSON	Feb 09	8-17 L	BASKIN,BRE 0-0-0	CONCANNON, 0-0-0	DESIMONE,C 1-1-2	SMITH,FORR 2-0-2	PION,MARC 0-0-0	FOLEY,PATR 0-0-0	HUBLER,MAT 0-0-0	DIPIETRO,K 0-0-0	SHILLING,L 0-0-0	MARR,KYLE 1-0-1	WILLIAMS,C 1-3-4
LOYOLA	Feb 16	12-18 L	1-1-2	0-1-1	0-1-1	0-0-0	DNP	0-0-0	0-1-1	0-0-0	0-0-0	5-1-6	1-0-1
at NC	Feb 23	11-10 W	1-0-1	0-0-0	0-0-0	1-0-1	DNP	0-0-0	1-0-1	DNP	0-0-0	2-1-3	0-2-2
at PRIN	Mar 02	14-12 W	3-0-3	1-1-2	0-1-1	0-0-0	0-0-0	0-1-1	0-2-2	DNP	0-0-0	2-0-2	3-1-4
at SU	Mar 09	10-14 L	0-1-1	2-0-2	0-1-1	1-1-2	0-0-0	0-0-0	1-0-1	DNP	0-0-0	2-1-3	1-0-1
MOUNT	Mar 12	11-4 W	2-0-2	2-0-2	0-0-0	1-0-1	0-0-0	0-1-1	0-0-0	DNP	1-0-1	0-1-1	0-0-0
DELAWARE	Mar 16	12-10 W	1-0-1	1-0-1	0-3-3	1-0-1	0-0-0	0-0-0	0-0-0	DNP	0-0-0	3-2-5	2-3-5
VA	Mar 23	11-16 L	0-1-1	0-0-0	1-0-1	0-0-0	DNP	0-0-0	0-1-1	DNP	0-0-0	2-0-2	0-2-2
at MICHIGAN	Mar 30	14-8 W	0-0-0	2-2-4	0-0-0	4-0-4	0-0-0	0-0-0	0-0-0	0-0-0	DNP	2-2-4	1-1-2
RU	Apr 06	15-13 W	0-0-0	1-0-1	0-1-1	1-0-1	DNP	0-0-0	0-0-0	0-0-0	0-0-0	2-0-2	3-2-5
OSU	Apr 14	13-14 L	0-0-0	4-2-6	0-1-1	0-1-1	DNP	0-1-1	0-0-0	0-0-0	1-0-1	2-1-3	2-0-2
at PSUMLAX	Apr 21	9-20 L	1-0-1	1-0-1	1-0-1	0-0-0	0-0-0	0-0-0	0-0-0	DNP	1-0-1	1-0-1	3-0-3

Opponent	Date	Score	15	16	17	18	19	20	23	24	25	26	27
at TOWSON	Feb 09	8-17 L	DARBY,RYAN 0-0-0	COLWELL,OW 0-0-0	GIACALONE, 0-0-0	FOX,JAKE 0-0-0	KUHN,ROBER 0-0-0	CAPOBIANCO 0-0-0	JONES,DANI 0-0-0	KEOGH,JACK 1-0-1	PROUTY,KYL 0-0-0	HAWLEY,JAC 0-0-0	KENEALLY,B 0-0-0
LOYOLA	Feb 16	12-18 L	0-0-0	0-0-0	DNP	DNP	1-0-1	DNP	0-0-0	0-0-0	0-0-0	DNP	DNP
at NC	Feb 23	11-10 W	0-0-0	1-1-2	DNP	DNP	1-0-1	DNP	0-1-1	1-0-1	DNP	DNP	DNP
at PRIN	Mar 02	14-12 W	0-0-0	0-0-0	DNP	DNP	1-0-1	DNP	0-0-0	0-0-0	1-0-1	DNP	DNP
at SU	Mar 09	10-14 L	0-0-0	0-0-0	DNP	DNP	0-0-0	DNP	0-1-1	1-0-1	0-0-0	DNP	DNP
MOUNT	Mar 12	11-4 W	0-0-0	0-0-0	0-0-0	0-0-0	0-0-0	0-0-0	1-0-1	1-1-2	0-1-1	0-0-0	DNP
DELAWARE	Mar 16	12-10 W	0-0-0	0-0-0	DNP	DNP	0-0-0	DNP	0-0-0	1-0-1	0-0-0	DNP	DNP
VA	Mar 23	11-16 L	0-0-0	0-0-0	DNP	DNP	0-0-0	DNP	0-0-0	1-0-1	0-1-1	DNP	DNP
at MICHIGAN	Mar 30	14-8 W	0-1-1	1-0-1	DNP	0-0-0	0-1-1	0-0-0	0-0-0	0-1-1	0-0-0	0-0-0	DNP
RU	Apr 06	15-13 W	0-0-0	0-0-0	DNP	DNP	1-0-1	DNP	0-0-0	0-1-1	1-2-3	DNP	DNP
OSU	Apr 14	13-14 L	0-0-0	0-0-0	DNP	DNP	0-0-0	DNP	0-0-0	1-0-1	0-0-0	DNP	DNP
at PSUMLAX	Apr 21	9-20 L	0-0-0	0-0-0	DNP	0-1-1	0-0-0	0-0-0	0-0-0	0-1-1	0-0-0	0-0-0	0-0-0

Opponent	Date	Score	29	31	32	33	34	36	37	39	40	44	50
at TOWSON	Feb 09	8-17 L	ZINNEVAN 0-1-1	MABBETT,AL 0-0-0	EPSTEIN,JO 1-1-2	STAGNITTA, 0-0-0	SHURE,BRAN 0-0-0	MCMANUS,OW 0-0-0	LILLY,JAKE 0-0-0	NAREWESKI, 0-0-0	DEGNON,GAR 0-0-0	RAPINE,JAC 0-0-0	BLONDELL,L 0-0-0
LOYOLA	Feb 16	12-18 L	0-0-0	DNP	3-3-6	0-0-0	DNP	0-0-0	DNP	0-1-1	DNP	0-0-0	0-0-0
at NC	Feb 23	11-10 W	0-0-0	DNP	2-2-4	DNP	DNP	0-0-0	DNP	0-0-0	DNP	0-1-1	DNP
at PRIN	Mar 02	14-12 W	1-0-1	DNP	2-1-3	DNP	0-0-0	0-0-0	DNP	0-0-0	DNP	0-0-0	DNP
at SU	Mar 09	10-14 L	0-0-0	0-0-0	2-0-2	DNP	0-0-0	0-0-0	0-0-0	0-0-0	DNP	0-0-0	DNP
MOUNT	Mar 12	11-4 W	0-0-0	0-0-0	3-1-4	0-0-0	0-0-0	0-0-0	0-0-0	0-0-0	0-0-0	0-0-0	0-0-0
DELAWARE	Mar 16	12-10 W	0-0-0	0-0-0	2-0-2	1-0-1	DNP	0-0-0	0-0-0	0-0-0	DNP	0-0-0	DNP
VA	Mar 23	11-16 L	2-0-2	DNP	5-0-5	0-0-0	0-0-0	0-0-0	DNP	0-0-0	DNP	0-0-0	DNP
at MICHIGAN	Mar 30	14-8 W	0-1-1	0-0-0	3-2-5	1-0-1	DNP	DNP	0-0-0	DNP	0-0-0	0-0-0	0-0-0
RU	Apr 06	15-13 W	1-0-1	DNP	5-3-8	0-0-0	0-0-0	0-0-0	DNP	DNP	DNP	0-1-1	DNP
OSU	Apr 14	13-14 L	0-0-0	DNP	3-2-5	0-0-0	DNP	0-0-0	DNP	DNP	DNP	0-0-0	DNP

2019 Johns Hopkins Lacrosse
 Johns Hopkins Game-by-Game Goals-Assists-Points
 All games (as of Apr 22, 2019)

Opponent	Date	Score	66 NAREWSKI,W	87 REINSON,J,A	89 CATTONI,T,A	99 COULTER,R,Y
at TOWSON	Feb 09	8-17 L	0-0-0	0-0-0	1-0-1	DNP
LOYOLA	Feb 16	12-18 L	DNP	0-0-0	1-0-1	DNP
at NC	Feb 23	11-10 W	DNP	0-0-0	1-1-2	DNP
at PRIN	Mar 02	14-12 W	DNP	0-0-0	0-0-0	DNP
at SU	Mar 09	10-14 L	DNP	0-0-0	DNP	DNP
MOUNT	Mar 12	11-4 W	DNP	0-0-0	DNP	DNP
DELAWARE	Mar 16	12-10 W	DNP	0-0-0	DNP	DNP
VA	Mar 23	11-16 L	DNP	0-0-0	DNP	DNP
at MICHIGAN	Mar 30	14-8 W	0-0-0	0-0-0	DNP	DNP
RU	Apr 06	15-13 W	DNP	0-0-0	DNP	DNP
OSU	Apr 14	13-14 L	DNP	0-0-0	DNP	DNP
at PSUMILAX	Apr 21	9-20 L	0-0-0	0-0-0	DNP	0-0-0

2019 Johns Hopkins Lacrosse
Johns Hopkins Team Game-by-Game
All games (as of Apr 22, 2019)

TEAM STATISTICS

Date	Opponent	Score	G	A	Pts	Sh	Soq	UP	DN	GB	TO	CT	Faceoff	Pen-Min
Feb 09, 2019	TOWSON	8-17	8	6	14	34	18	1	0	18	19	6	7-28	4-2.5
Feb 16, 2019	LOYOLA	12-18	12	9	21	41	24	1	0	28	16	7	18-33	6-6.0
Feb 23, 2019	North Carolina	11-10	11	9	20	36	17	2	0	30	16	6	12-24	3-2.0
Mar 02, 2019	Princeton University	14-12	14	7	21	44	28	1	0	42	19	10	19-28	4-4.0
Mar 09, 2019	Syracuse	10-14	10	5	15	45	23	2	0	33	13	8	11-28	3-2.0
Mar 12, 2019	MOUNT ST. MARY'S	11-4	11	5	16	43	27	2	0	26	16	5	12-17	6-5.5
Mar 16, 2019	DELAWARE	12-10	12	8	20	46	27	1	0	32	14	9	20-26	3-2.5
Mar 23, 2019	VIRGINIA	11-16	11	5	16	40	21	0	0	29	16	3	17-30	2-1.5
Mar 30, 2019	Michigan	14-8	14	11	25	48	29	4	0	36	11	10	19-25	5-4.0
Apr 06, 2019	RUTGERS	15-13	15	10	25	41	29	1	0	33	13	3	21-30	4-3.5
Apr 14, 2019	OHIO STATE	13-14	13	8	21	39	25	2	0	18	11	6	14-28	5-4.0
Apr 21, 2019	Penn State	9-20	9	3	12	44	19	1	0	22	14	3	15-33	7-6.0
Johns Hopkins			140-156	140	86	226	501	287	18	0	347	178	76 185-330	52-43.5
				156	81	237	498	298	10	1	356	165	83 145-330	47-41.5

TEAM PER-GAME

Games played: 12

Shots per game: 41.75; Goals per game: 11.67

Assists per game: 7.17; Points per game: 18.83

Shot pct: .279; SOG pct: .573

Faceoff W-L pct: .561; Clear pct.: 0.830

Date	Opponent	Score	Minutes	GA	GAAvg	Saves	Save%	W	L	T	Faced
Feb 09, 2019	TOWSON	8-17	60:00	17	17.00	15	.469	0	1	0	50
Feb 16, 2019	LOYOLA	12-18	60:00	18	17.50	11	.379	0	1	0	42
Feb 23, 2019	North Carolina	11-10	60:00	10	15.00	7	.412	1	0	0	35
Mar 02, 2019	Princeton University	14-12	60:00	12	14.25	13	.520	1	0	0	42
Mar 09, 2019	Syracuse	10-14	60:00	14	14.20	18	.562	0	1	0	48
Mar 12, 2019	MOUNT ST. MARY'S	11-4	60:00	4	12.50	12	.750	1	0	0	35
Mar 16, 2019	DELAWARE	12-10	60:00	10	12.14	11	.524	1	0	0	33
Mar 23, 2019	VIRGINIA	11-16	60:00	16	12.62	12	.429	0	1	0	45
Mar 30, 2019	Michigan	14-8	60:00	8	12.11	8	.500	1	0	0	31
Apr 06, 2019	RUTGERS	15-13	60:00	13	12.20	10	.435	1	0	0	37
Apr 14, 2019	OHIO STATE	13-14	60:00	14	12.36	12	.462	0	1	0	49
Apr 21, 2019	Penn State	9-20	60:00	20	13.00	13	.394	0	1	0	51
Totals			140-156	720:00	156	13.00	142	.477	6	6	0 498
				720:00	140	13.00	147	.512	6	6	0 501

2019 Johns Hopkins Lacrosse
Johns Hopkins Opponent Game-by-Game
All games (as of Apr 22, 2019)

OPPONENT STATISTICS

Date	Opponent	Score	G	A	Pts	Sh	Sog	UP	DN	GB	TO	CT	Faceoff	Pen-Min
Feb 09, 2019	TOWSON	8-17	17	7	24	50	32	0	0	43	16	11	21-28	3-2.5
Feb 16, 2019	LOYOLA	12-18	18	8	26	42	29	1	0	31	13	7	15-33	4-3.0
Feb 23, 2019	North Carolina	11-10	10	4	14	35	17	0	0	34	18	3	12-24	6-5.0
Mar 02, 2019	Princeton University	14-12	12	8	20	42	25	2	0	38	18	15	9-28	3-2.0
Mar 09, 2019	Syracuse	10-14	14	8	22	48	32	2	0	36	15	5	17-28	2-2.0
Mar 12, 2019	MOUNT ST. MARY'S	11-4	4	2	6	35	16	0	0	22	15	7	5-17	6-6.0
Mar 16, 2019	DELAWARE	12-10	10	6	16	33	21	1	1	27	11	7	6-26	3-3.0
Mar 23, 2019	VIRGINIA	11-16	16	7	23	45	28	2	0	28	13	5	13-30	2-2.0
Mar 30, 2019	Michigan	14-8	8	3	11	31	16	0	0	16	14	6	6-25	8-7.0
Apr 06, 2019	RUTGERS	15-13	13	10	23	37	23	1	0	20	12	4	9-30	5-5.5
Apr 14, 2019	OHIO STATE	13-14	14	10	24	49	26	0	0	26	10	5	14-28	4-3.0
Apr 21, 2019	Penn State	9-20	20	8	28	51	33	1	0	35	10	8	18-33	1-0.5
Opponent		156-140	156	81	237	498	298	10	1	356	165	83	145-330	47-41.5
			140	86	226	501	287	18	0	347	178	76	185-330	52-43.5

OPPONENT PER-GAME

Games played: 12

Shots per game: 41.50; Goals per game: 13.00

Assists per game: 6.75; Points per game: 19.75

Shot pct: .313; SOG pct: .598

Faceoff W-L pct: .439; Clear pct.: 0.830

Date	Opponent	Score	Minutes	GA	GAAvg	Saves	Save%	W	L	T	Faced
Feb 09, 2019	TOWSON	8-17	60:00	8	8.00	10	.556	1	0	0	34
Feb 16, 2019	LOYOLA	12-18	60:00	12	10.00	12	.500	1	0	0	41
Feb 23, 2019	North Carolina	11-10	60:00	11	10.33	6	.353	0	1	0	36
Mar 02, 2019	Princeton University	14-12	60:00	14	11.25	14	.500	0	1	0	44
Mar 09, 2019	Syracuse	10-14	60:00	10	11.00	13	.565	1	0	0	45
Mar 12, 2019	MOUNT ST. MARY'S	11-4	60:00	11	11.00	16	.593	0	1	0	43
Mar 16, 2019	DELAWARE	12-10	60:00	12	11.14	15	.556	0	1	0	46
Mar 23, 2019	VIRGINIA	11-16	60:00	11	11.12	10	.476	1	0	0	40
Mar 30, 2019	Michigan	14-8	60:00	14	11.44	15	.517	0	1	0	48
Apr 06, 2019	RUTGERS	15-13	60:00	15	11.80	14	.483	0	1	0	41
Apr 14, 2019	OHIO STATE	13-14	60:00	13	11.91	12	.480	1	0	0	39
Apr 21, 2019	Penn State	9-20	60:00	9	11.67	10	.526	1	0	0	44
Opponent		156-140	720:00	140	11.67	147	.512	6	6	0	501
			720:00	156	11.67	142	.477	6	6	0	498