



# JOHNS HOPKINS MEN'S LACROSSE

## - 2019 GAME NOTES -



**Game 8 | Mar. 23, 2019 | 6 pm | Homewood Field | Baltimore, MD**

 <p><b>#15 JOHNS HOPKINS BLUE JAYS</b></p> <p>Overall: 4-3   BIG: 0-0</p>	<p><b>Head Coach</b> Dave Pietramala - Johns Hopkins '90 <b>Overall Record:</b> 224-101 (.689) <b>Record at Johns Hopkins:</b> 201-84 (.705)</p>	<p><b>TV/Live Video</b> <b>Live Stats</b> TV _____ ESPN+ Video _____ WatchESPN Stats _____ HopkinsSports.com + Tape Delay (March 24 • 9 am)</p> <p><b>Social Media</b> Twitter _____ @jhumenslacrosse _____ @HopkinsSports Instagram _____ @jhumenslax</p>
 <p><b>#9 VIRGINIA CAVALIERS</b></p> <p>Overall: 5-2   ACC: 2-0</p>	<p><b>Head Coach</b> Lars Tiffany - Brown '90 <b>Overall Record:</b> 138-84 (.622) <b>Record at Virginia:</b> 25-15 (.625)</p>	

### JOHNS HOPKINS VS. VIRGINIA

#### The Game

« Johns Hopkins (4-3) closes out a three-game home-stand as the Blue Jays welcome ninth-ranked Virginia (5-2) to Homewood Field.

« Johns Hopkins is coming off a 12-10 win over Delaware on Saturday, March 16 that pushed the Blue Jays over .500 for the first time this season.

#### The Facts

« This is the 132nd season of Johns Hopkins men's lacrosse. JHU first fielded a team in 1883.

« Johns Hopkins enters this week's game with an all-time record of 987-337-15.

« JHU owns 44 national championships with nine NCAA titles, 29 USILA titles and six ILA crowns to its credit.

#### Flipping The Calendar to March

« This year's 1-2 record at the end of February may have had Blue Jay fans thinking back to last season. After starting the 2018 season 1-2, the Blue Jays proceeded to reel off five straight wins in the month of March to turn the 1-2 mark into a 6-2 record entering April.

« JHU is 15-5 in its last 20 games in the month of March dating back to the 2015 season.

« Prior to the loss at Syracuse on March 9, Johns Hopkins had won eight consecutive games in the month of March dating back to 2017.

#### Poll Position

« Johns Hopkins is ranked 15th in this week's USILA Coaches Poll and 16th in the Inside Lacrosse Media Poll. These are the two official in-season polls conducted throughout the regular season.

« Virginia is ranked ninth in this week's USILA Coaches Poll and ninth in the Inside Lacrosse Media Poll. Both complete polls can be found on page 11.

#### Series History

« This week's game will be the 94th game in a series that dates to a 9-0 Johns Hopkins win in 1904.

« JHU leads the all-time series 61-31-1 and won last season's meeting, 15-13.

« The Blue Jays have scored at least 12 goals in each of the last six meetings. Complete series history can be found on page 12.

### 2019 JOHNS HOPKINS SCHEDULE & RESULTS

Feb.	9	@ Towson (LSN)	_____	L/8-17
	16	#2 Loyola (ESPN3)	_____	L/12-18
	23	@ #10 North Carolina (ACCExtra)	_____	W/11-10
Mar.	2	@ Princeton (ESPN+)	_____	W/14-12
	9	@ #15 Syracuse (ACC Extra)	_____	L/10-14
	12	Mount St. Mary's (ESPN3)	_____	W/11-4
	16	Delaware (ESPN3)	_____	W/12-10
	23	#9 Virginia (ESPN3)	_____	6 pm
	30	@ Michigan (BTN) *	_____	3 pm
Apr.	6	Rutgers (Homecoming) (ESPN+)	_____	2 pm
	14	Ohio State (ESPN+)	_____	Noon
	21	@ Penn State (ESPN+)	_____	Noon
	27	@ Maryland (BTN) *	_____	7:30 pm
May	2	Big Ten Semifinals (@ Rutgers)		
	4	Big Ten Championship (@ Rutgers)		

\* Big Ten Game

### JOHNS HOPKINS ATHLETIC COMMUNICATIONS

**Director of Athletic Communications:** \_ Ernie Larossa  
Larossa Office Phone: \_\_\_\_\_ 410/516-0552  
Larossa Cell Phone: \_\_\_\_\_ 410/299-7437  
Larossa Fax: \_\_\_\_\_ 410/516-7482  
Larossa Email: \_\_\_\_\_ elarossa@jhu.edu

**Asst. Director of Ath. Communications:** \_\_\_\_\_ Jill Guise  
Guise Office Phone \_\_\_\_\_ 410/516-0638

**Athletic Communications Asst:** \_\_\_\_\_ Lauren Dellipoali  
Dellipoali Office Phone: \_\_\_\_\_ 410/516-0591

**Coordinator of Digital Media:** \_\_\_\_\_ Matt Lawrence  
Lawrence Office Phone: \_\_\_\_\_ 410/516-3471


**On the Web:** \_\_\_\_\_ www.HopkinsSports.com

#### Helmet Stickers

« Johns Hopkins will wear two stickers on the back of its helmets in 2019.

« The old Houston Oiler logo with "RSO" is for Ralph S. O'Connor, a 1951 Johns Hopkins graduate, who passed away on December 30, 2018. O'Connor was a long-time supporter of the Blue Jay lacrosse program.

« The football with "JM" is for Jim Margraff, the Blue Jays' highly-successful football coach who passed away suddenly on January 2, 2019. Margraff guided his 2018 team to the NCAA Semifinals and was named Division III National Coach of the Year just two weeks before he died.



**Things to Know - Virginia**

« Virginia comes to Homewood Field fresh off a thrilling 13-11 come-from behind win at home against Notre Dame. The Cavaliers are 5-2 overall and, more importantly, 2-0 in the ACC.

« As the temperatures have slowly gotten warmer, so has the Virginia offense. After averaging 10.0 goals in their first two games, the Cavaliers have averaged 13.4 in their last five by scoring at least 11 in each of those outings.

« As always, Virginia excels at putting the ball on the ground and coming up with loose ones. UVA ranks sixth in the nation in caused turnovers per game (11.79) and third in ground balls per outing (40.6).

« Head coach **Lars Tiffany's** team has already been involved in a season's worth of close games. The Cavaliers have played six games decided by three goals or less and have won five of those six.

**Cavaliers to Watch****Michael Kraus (Jr. • A)**

« One of the most feared attackmen in the nation, Kraus has 16 goals and 14 assists in seven games. He has been on a tear during UVA's current four-game winning streak with 11 goals and nine assists for 20 points.

« Will carry a 39-game point-scoring streak into this week's game against Johns Hopkins. The streak is the fourth longest in the nation.

**Ryan Conrad (Sr. • M)**

« Perhaps the most versatile player in the nation, Conrad has seven goals, seven assists and 35 ground balls to his credit. He has at least two points in six of seven games this season.

« Conrad missed all but five games in 2018, but still has 37 goals, 24 assists, 132 ground balls and 20 caused turnovers in his career.

**Petey LaSalla (Fr. • FO)**

« Has quickly established himself as one of the top young faceoff specialists in the nation. Has won 69-of-126 (.548) faceoffs with 26 ground balls in seven games.

« Ranks seventh in the nation in faceoff winning percentage among freshmen. With an average of 25 goals scored in every UVA game, there is no shortage of opportunities to shine for LaSalla.

**Johns Hopkins and ESPNU**

Johns Hopkins enjoys an exclusive national television agreement with ESPNU. All Johns Hopkins home games air on the ESPN family of networks with a majority of the games airing on ESPNU.

Johns Hopkins is the only lacrosse program in the nation - men or women - with its own exclusive national television agreement.

**On This Date**

« This week's game against Virginia will be Johns Hopkins' 11th game on March 23 since 1960 (dates for games prior to 1960 not all available). The Blue Jays are 6-4 in those 10 games.

« The Blue Jays are 6-1 in games played on March 23 since the formation of the NCAA Tournament in 1971.

**For What It's Worth**

« This week's game will be JHU's eighth game of the season. JHU's first seven opponents are a combined 32-19 (.627) through games of March 20.

« Johns Hopkins' 13 regular season opponents are currently a combined 60-27 (.690). That ranks as the second-best opponent win percentage in the nation.

**On a Non-Conference Roll**

« A win this weekend would give JHU a 12-5 record in its last 17 non-conference games dating back to 2017.

**Road Warriors**

« Johns Hopkins returned home last week after playing four of its first five games on the road in 2019. The Blue Jays opened at Towson (Feb. 9), returned home to play Loyola (Feb. 16) and then played at North Carolina (Feb. 23), at Princeton (Mar. 2) and at Syracuse (Mar. 9) in succession.

« The three-game road trip is nothing new for Johns Hopkins. The Blue Jays also had three-game road swings in 2015, 2016 & 2017.

**Doing the Little Things**

« In the last five games, JHU is 92-of-102 (.902) on clears and has won 72-of-123 (.602) faceoffs. Not surprisingly, the Blue Jays are 4-1 in their last five games.

**Lending a Hand**

« Through six games, 49 of Johns Hopkins' 78 goals have been assisted ... that's 62.8%. By comparison, JHU collected assists on 62.3% of its goals last season.

« For the record, the last time Johns Hopkins assisted on better than 65% of its goals for an entire season was in 2003, when the Blue Jays totaled 151 assists on 224 goals (67.4%).

**Big Ten Standings (Mar. 20)**

	Big Ten Record	Overall Record	Streak
Ohio State	0-0	6-0	W6
Maryland	0-0	7-1	W2
Penn State	0-0	6-1	W3
<b>Johns Hopkins</b>	<b>0-0</b>	<b>4-3</b>	<b>W2</b>
Michigan	0-0	3-4	L3
Rutgers	0-0	4-4	L2

**This Week's Games**

**Virginia @ Johns Hopkins (Mar. 23)**  
**North Carolina @ Maryland (Mar. 23)**  
**Delaware @ Michigan (Mar. 23)**  
**Ohio State @ Notre Dame (Mar. 23)**  
**Penn State @ Cleveland St. (Mar. 23)**  
**Hofstra @ Rutgers (Mar. 23)**

**Kuhn Wearing #19**

Senior **Robert Kuhn** will wear #19 this season after wearing #10 in 2017 and 2018. The number 19 was assigned to **Jeremy Huber** in the fall of 2014; less than two weeks prior to the start of what would have been Huber's freshman year in 2015, he passed away suddenly from complications from pneumonia. Hopkins kept Huber on its roster through last spring, when he would have been a senior and nobody else wore 19 from 2015-18.

After the 2018 season ended, head coach **Dave Pietramala** met with members of the senior class (Huber's classmates) and discussed issuing the number to a returning player in 2019 who best exemplified Huber. By a vote of the graduating seniors in 2018, Kuhn was selected to be the first player to wear #19 after Huber.



**Johns Hopkins' Key Personnel****Attackmen**

No.	Name	Yr.	Stats	Of Interest
12	Luke Shilling	So.	1g, 0a	1g, vs. MSM, EMO Specialist
13	Kyle Marr	Sr.	15g, 6a	3g, 2a vs. Delaware, needs six goals for 100 in career
14	Cole Williams	Jr.	8g, 9a	2g, 3a @ Delaware, Needs one goal for 50 in career
32	Joey Epstein	Fr.	15g, 8a	3g, 3a vs. Loyola, at least 2 pts. in all 7 games, #1 incoming frosh by <i>Inside Lacrosse</i>

**Midfielders**

No.	Name	Yr.	Stats	Of Interest
1	Brett Baskin	So.	8g, 2a	First career hat trick @ Princeton, GWG at UNC, 1g, 1a vs. Loyola
2	Alex Concannon	Sr.	6g, 2a	2g @ Syracuse, 19 career assists is third among active players
3	Connor DeSimone	So.	1g, 7a	Career-high 3a vs. Delaware, Only returning starter at midfield
4	Forry Smith	Jr.	6g, 1a	Tied career high with 2g vs. Towson, 21 goals, 8 assists in career
24	Jack Keogh	So.	5g, 1a	3-game goal, point streak, 1g vs. Delaware, 1g, 1a vs. MSM, 1g @ Syracuse
29	Evan Zinn	Fr.	1g, 1a	1st career goal @ Princeton, #7 incoming freshman by <i>Inside Lacrosse</i>
31	Alexander Mabbett	Fr.	0g, 0a	Sharing time on 2nd midfield
37	Jake Lilly	Fr.	0g, 0a	Sharing time on 2nd midfield

**Defenseemen**

No.	Name	Yr.	Stats	Of Interest
8	Patrick Foley	Sr.	0g, 2a, 9 GBs, 5 CTs	4 GBs, 2 CTs in 11-10 win at UNC
16	Owen Colwell	Jr.	1g, 1a, 15 GBs, 5 CTs	7 GBs @ Princeton, 1g, 1a, 2 GBs, 1 CT in 11-10 win @ UNC
34	Brandon Shure	So.	0g, 0a, 1 GB	Man-down specialist
44	Jack Rapine	Jr.	0g, 1a, 12 GBs, 7 CTs	4 GBs vs. TU, 37 starts since 2017 - most among all players

**LSM**

No.	Name	Yr.	Stats	Of Interest
19	Robert Kuhn	Sr.	3g, 0a, 20 GBs, 6 CTs	2nd on team in GBs, 3rd on team in CTs
87	Jared Reinson	So.	0g, 0a, 8 GBs, 5 CTs	Career-highs of 5 GBs, 3 CTs at Syracuse

**SSDM**

No.	Name	Yr.	Stats	Of Interest
9	Matt Hubler	Jr.	2g, 3a, 16 GBs, 2 CTs	2a @ Princeton, 1g @ Syracuse, T2nd on team in GBs
23	Danny Jones	Sr.	1g, 2a, 6 GBs, 8 CTs	Tied school record with 6 CTs @ Princeton
36	Owen McManus	Fr.	0g, 0a	Emerging as JHU's third SSDM

**Faceoffs.**

No.	Name	Yr.	Stats	Of Interest
25	Kyle Prouty	So.	46-of-74 (.622)	17-of-23 w/ 9 GBs vs. Delaware
39	Matt Narewski	Fr.	53-of-107 (.495)	17-of-28 w/ 11 GBs, 1a vs. Loyola, 10-of-15 @ Princeton

**Goalie**

No.	Name	Yr.	Stats	Of Interest
7	Alex Gainey	Fr.		#8 incoming goalie by <i>Inside Lacrosse</i>
15	Ryan Darby	So.	12.21 GAA, .506 save %	23 saves, 14 GA in last 2 games (.622 save %)
17	Jacob Giacalone	Jr.		

Visitors to Homewood Field are greeted by a statue commemorating former Johns Hopkins men's lacrosse coach and Director of Athletics Robert H. Scott. The statue, which was unveiled in October 2016, is positioned at the main campus entrance to the stadium.

Scott, who passed away on September 15, 2016, spent 20 years as the men's lacrosse coach at Johns Hopkins (1955-74) and guided the Blue Jays to seven national championships, including the program's first NCAA title in 1974. He continued to serve the University as the Director of Athletics until 1995.

Many Johns Hopkins teams wore patches on their uniforms in honor of Scott the year after he died; the men's lacrosse patches included seven stars to commemorate his seven national championships.



**Johns Hopkins Record When ...**

	In 2019	Under Petro	Curr. Streak
Overall:	4-3	201-84	W2
At home:	2-1	116-28	W2
On the road:	2-2	65-40	L1
At a neutral site:	0-0	20-16	L1
On artificial turf:	0-0	51-4	W2
On grass:	1-0	21-18	W2
On Sportexe / Fieldturf:	3-3	129-62	W2
During the day:	3-3	150-63	W1
At night:	1-0	51-21	W7
In overtime:	0-0	27-16	W1
In one-goal games:	1-0	55-26	W3
On television:	4-3	153-72	W2
In weekday games:	1-0	54-9	W3
On the weekend (Sat/Sun.):	3-3	147-75	W1
Against teams ranked 1-5:	0-1	34-38	L2
Against teams ranked 6-10:	1-0	37-21	W4
Against teams ranked 11-20:	0-1	52-16	L1
Against unranked teams:	3-1	78-9	W3
Leading after one quarter:	2-2	126-19	W1
Leading at the half:	2-1	151-11	W2
Leading after three quarters:	3-1	169-10	W2
Trailing after one quarter:	1-1	44-50	W1
Trailing at the half:	2-2	30-65	W2
Trailing after three quarters:	1-2	18-67	W1
Tied after one quarter:	1-0	31-15	W2
Tied at the half:	0-0	20-8	W2
Tied after three quarters:	0-0	14-8	W1
Scoring first:	3-3	140-35	W1
Opponent scores first:	1-0	61-49	W1
Scoring 10 or more goals:	4-2	165-28	W2
Scoring less than 10 goals:	0-1	36-56	L2
Allowing 10 or more goals:	3-3	40-66	W1
Allowing less than 10 goals:	1-0	161-18	W4
Getting more ground balls:	3-0	137-28	W3
Getting less ground balls:	1-3	54-52	L1
Ground balls equal:	0-0	9-4	W2
Winning more faceoffs:	3-1	136-41	W3
Opp. wins more faceoffs:	0-2	55-40	L3
Faceoffs equal:	1-0	10-4	W1

**Spreading it Around**

« Through seven games Johns Hopkins has 17 different goal-scorers and 20 different players have registered at least one point.

« By comparison, in the same number of games, Virginia has had 13 different goal-scorers and 16 players have at least one point.

**Class Act**

« Johns Hopkins has scored 78 goals and collected 49 assists for 127 points through seven games with a strong balance in the scoring breakdown among the four classes.

« Blue Jay seniors lead the way with 25 goals and 37 points, while the team's juniors lead the way with 15 assists. The contribution of the freshman (19g, 11a) and sophomore (16g, 11a) classes have also been strong.

« The balance in scoring has been remarkable early in the season as each class has totaled at least 16 goals and 27 points through seven games.

Below is a breakdown of the team's scoring by class thus far.

	Goals	Assists	Points
Freshmen	19	11	30
Sophomore	16	11	27
Juniors	18	15	33
Seniors	25	12	37
Totals	78	49	127

**Non-Offensive Scoring**

« With the addition of a shot clock this season, the pace of play has quickened and has resulted in more transition lacrosse. This has resulted in more scoring for Johns Hopkins' non-offensive players.

« Through seven games, non-offensive players (defensemen, long & short-stick defensive middies and faceoff specialists) have accumulated eight goals and 11 assists (19 points) for the Blue Jays.

« By comparison, in 17 games last season, the Blue Jays' non-offensive players totaled 10 goals and 7 assists (17 points).

« JHU's non-offensive players have combined for 16 points (7g, 9a) in the last five games.

They combined for three goals and three assists in the 11-10 win at North Carolina and the group came back with two goals and three assists in the 14-12 win at Princeton.

**Against the ACC**

« This week's game against Virginia will be the 225th all-time for Johns Hopkins against a team currently in the ACC.

« Johns Hopkins is 133-89-2 (.598) all-time against current ACC members.

« Johns Hopkins has played 52 all-time NCAA Tournament games against current ACC teams. The Blue Jays are 28-24 all-time in the NCAAs against the five teams currently competing in the ACC.

**Johns Hopkins All-Time vs. the ACC (current members)**

Duke	12-8
North Carolina	26-22
Notre Dame	4-1
Syracuse	30-27-1
Virginia	61-31-1

**JHU Scoring | (7 Games)****Non-Attackmen/Off. Middies**

Owen Colwell (D)	1g, 1a
Pat Foley (D)	0g, 2a
Matt Hubler (SSDM)	2g, 3a
Danny Jones (SSDM)	1g, 2a
Robert Kuhn (LSM)	3g, 0a
Matt Narewski (FO)	0g, 1a
Kyle Prouty (FO)	1g, 1a
Jack Rapine (D)	0g, 1a

**Total** \_\_\_\_\_ **8g, 11a**



### Winningest Program in College Lacrosse History

« Johns Hopkins enters this week's game against Virginia with an all-time record of 987-337-15 to rank as the all-time winningest program in college lacrosse history.

« JHU is one of just seven schools with 700+ victories, one of just four with 800+ wins and one of two that has won 900 or more games.

« The seven schools with 700+ wins in Division I men's lacrosse history are listed below.

Rk.	School (2019 Record)	All-Time Record
1.	Johns Hopkins (4-3)	987-337-15
2.	Syracuse (4-2)	907-349-16
3.	Maryland (7-1)	829-272-4
4.	Navy (4-3)	802-360-14
5.	Army West Point (6-2)	792-390-7
6.	Hobart (6-1)	773-506-20
7.	Cornell (5-2)	764-484-27

### Pietramala Sixth in Wins Among Active Head Coaches

« Johns Hopkins head coach **Dave Pietramala** enters this week's game ranked sixth among active Division I head coaches in career victories with 224.

« Including his time at Cornell, Pietramala sports a career record of 224-101 (.689). His mark at Johns Hopkins currently stands a 201-84 (.705).

### Winningest Active Division I Coaches (Through Games of Mar. 19, 2019)

1.	John Danowski (Duke) (8-1)	407-195
2.	Bill Tierney (Denver) (4-2)	398-131
3.	Mike Pressler (Bryant) (2-6)	361-185
4.	Kevin Corrigan (Notre Dame) (4-2)	308-156
5.	John Desko (Syracuse) (4-2)	248-83
6.	Dave Pietramala (Johns Hopkins) (4-3)	224-101

### In Case We Get There

« Johns Hopkins is 27-16 (.628) in overtime under the direction of head coach **Dave Pietramala**. JHU's last overtime game came in the first round of the 2018 NCAA Tournament, when the Blue Jays topped Georgetown, 10-9.

« Johns Hopkins has won seven of its last 10 overtime games.

### One-Goal Wonders

« Including the 11-10 win at North Carolina, Johns Hopkins is 56-26 (.683) in one-goal games under head coach **Dave Pietramala**.

« The Blue Jays were 4-1 in one-goal games in 2018 and are 6-1 in their last seven one-goal games.

### Blue Jays Top B1G Preseason Poll

« Johns Hopkins was the preseason favorite to claim the 2019 Big Ten title in a poll of the league's head coaches.

« JHU won the 2019 Big Ten Tournament title with a 13-10 victory over top-seeded Maryland. The tournament title was the second for Johns Hopkins, which also won the inaugural league crown in 2015.

### The 2019 B1G Preseason Poll (2018 Record)

- 1 - Johns Hopkins (12-5)
- 2 - Maryland (14-4)
- 3 - Penn State (8-6)
- 4 - Ohio State (8-7)
- 5 - Rutgers (9-6)
- 6 - Michigan (8-6)

### Pietramala Wins 200th at JHU

Johns Hopkins men's lacrosse coach **Dave Pietramala** picked up his 200th win at Johns Hopkins with the 11-4 victory over Mount St. Mary's on March 12. With that, he became the 17th coach in Division I history to win 200 games at one school. Below is a list of Division I coaches with 200+ wins at one school:

Bob Shillinglaw, Delaware (1979-2017)	310
Dick Garber, UMass (1955-90)	300
Kevin Corrigan, Notre Dame (1989-)	298
Roy Simmons, Jr., Syracuse (1971-98)	296
Dom Starsia, Virginia (1993-2016)	274
Carl Runk, Towson (1968-98)	262
Richie Moran, Cornell (1969-1997)	257
Roy Simmons, Sr., Syracuse (1931-70)	253
Jack Faber, Maryland (1928-63) *	251
John Desko, Syracuse (1999-)	248
Al Heagy, Maryland (1931-65) *	246
Sid Jamieson, Bucknell (1968-05)	242
Bill Tierney, Princeton (1988-2009)	238
Glenn Thiel, Penn State (1978-2010)	236
Howdy Myers, Hofstra (1950-75)	216
Greg Cannella, UMass (1995-)	211
Dave Pietramala, Johns Hopkins (2001-)	201

\* Faber & Heagy served as co-coaches at Maryland from 1931-63 and share 225 wins.

### Pronunciation Guide

1 Brett Baskin	Bass-kin
3 Connor DeSimone	Dee-sugh-moan
6 Marc Pion	Pee-ahn
9 Matt Hubler	Hugh-blurr
11 Kyle DiPietro	Dugh-pee-tro
17 Jacob Giacalone	Jack-alone
24 Jack Keogh	Key-oh
25 Kyle Prouty	Prowtee
27 Brady Keneally	Ca-kneel-eee
28 Jack Lyne	Line
31 Alexander Mabbett	Magh-bet
33 Matt Stagnitta	Stag-neat-ugh
34 Brandon Shure	Sure
39 Matt Narewski	Nugh-rew-ski
40 Garrett Degnon	Deg-non
44 Jack Rapine	Ray-pine
46 Spencer Sande	Sandy
50 Logan Blondell	Blon-dell
66 Weston Narewski	Nugh-rew-ski
87 Jared Reinson	Rhine-son
89 Taite Cattoni	Tate - Cugh-tony
99 Ryan Coulter	Cole-terr

**Brett Baskin (So. | A)**

#1

« Ranks fourth on the team in scoring with eight goals and two assists through seven games.

« Tallied one goal and one assist against second-ranked Loyola.

« Scored what proved to be the game-winning goal in JHU's 11-10 win at 10th-ranked North Carolina.

« Tallied first career hat trick to lift JHU past Princeton, 14-12. Two of the three goals came during a 5-0 JHU run that turned a 9-7 deficit into a 12-9 lead.

« Added an assist at Syracuse and scored twice in the 11-4 win over Mount St. Mary's.

« Pushed point-scoring streak to five games with a goal against Delaware.

**Taite Cattoni (Fr. | M)**

#89

« Played on JHU's second midfield in the first four games of the season before being lost for the season due to an injury.

« Scored first career goal early in the third quarter against the Towson. One of three freshmen to record a point against Towson.

« Tallied once against second-ranked Loyola and came back with one goal and one assist at 10th-ranked North Carolina.

« Younger brother of former Blue Jay midfielder Holden Cattoni.

**Owen Colwell (Jr. | D)**

#16

« Has started all seven games on close defense and has one goal, one assist, 15 ground balls and five caused turnovers.

« Had one GB and one CT at Towson in season opener and added a GB against second-ranked Loyola.

« Scored one goal and added one assist, two ground balls and one caused turnover in JHU's 11-10 win at 10th-ranked North Carolina.

« Grabbed a career-high seven ground balls in the 14-12 win over Princeton.

« Chipped in two caused turnovers in the 12-10 win over Delaware.

« Has started all 24 games since the start of the 2018 season.

**Alex Concannon (Sr. | M)**

#2

« Tied for fifth on the team in scoring with six goals and two assists for eight points in seven games.

« Tallied one assist against second-ranked Loyola.

« Added one goal and one assist in the 14-12 win at Princeton. Goal vs. the Tigers was the seventh in a 7-1 run that turned a 9-7 deficit into a 14-10 lead.

« Scored twice in the 14-10 loss at Syracuse with both goals coming during game-opening 5-1 run.

« Made it two straight multi-goal games with a two-goal effort against Mount St. Mary's and added one goal against Delaware.

« Has played in 38 games with 11 starts in his career and has 19 goals and 19 assists to his credit.

« Third among active players with 19 career assists.

**Ryan Darby (So. | G)**

#15

« In first season as a starter and has a 12.21 goals against average and a .506 save percentage.

« In the last five games, boasts a 10.08 goals against average and a .550 save percentage.

« Made first career start in goal in the season opener at Towson. Totaled 15 saves and allowed 17 goals against the Tigers.

« 15 saves against Towson are most by a JHU goalie in first career start since Brian Carcaterra had 16 at Princeton in 1997.

« Posted 11 saves against second-ranked Loyola and came back with seven saves in 11-10 win at 10th-ranked North Carolina to secure his first career victory.

« Totaled 13 saves in a 14-12 win at Princeton.

« Punched up a career-high 18 saves in a 14-10 loss at Syracuse.

« Registered 12 saves and allowed just four goals in 57:39 against Mount St. Mary's and came back with 11 saves in a 12-10 win over Delaware.

**Connor DeSimone (So. | M)**

#3

« Has started 22 of 24 career games.

« Tied for fifth on the team in scoring with one goal and seven assists in seven games. Seven assists rank third on the team.

« Totaled one goal and one assist in the opener at Towson. This marked the seventh multi-point game of his career.

« Chipped in one assist against second-ranked Loyola, Princeton and Syracuse.

« Tallied career-high three assists in a 12-10 win over Delaware, including one on the insurance goal with just over two minutes remaining.

**Kyle DiPietro (So. | SSDM)**

#11

« Saw most significant playing time of his career in season opener at Towson and also played against second-ranked Loyola.

**Joey Epstein (Fr. | A)**

#32

« Leads the team in points (23), tied for team-lead in goals (15) and ranks second in assists (8).

« Has registered at least two points in each of the first seven games this season.

« Started on attack in season opener at Towson.

« First freshman to start the season opener on attack at Johns Hopkins since Kyle Barrie and Peter LeSueur both started the opener against defending national champion Princeton in 2002. The third starter on attack for the Blue Jays that day? Current JHU offensive coordinator Bobby Benson.

« Tallied one goal and one assist against Towson in the season opener.

« Big Ten Freshman of the Week after notching three goals and three assists against second-ranked Loyola. The six-point effort is the first for a JHU freshman since Shack Stanwick had six against Syracuse in the 2015 NCAA Quarterfinals.

« Came back with a two-goal, two-assist effort in 11-10 win at 10th-ranked North Carolina. Scored JHU's 10th goal and assisted on game-winner against the Tar Heels.

« Totaled two goals and one assist in a 14-12 win at Princeton. Both goals came during a 7-1 run that turned a 9-7 deficit into a 14-10 lead.

**Streaks-n-Stuff****Current Point-Scoring Streaks**

Kyle Marr	22 games
Joey Epstein	7 games
Brett Baskin	6 games
Alex Concannon	4 games
Forry Smith	3 games
Jack Keogh	3 games

**Current Goal-Scoring Streaks**

Joey Epstein	7 games
Alex Concannon	4 games
Jack Keogh	3 games
Forry Smith	3 games
Brett Baskin	2 games

**Current Assist Streaks**

Kyle Marr	3 games
-----------	---------

« Scored two goals in a 14-10 loss at Syracuse and added second career hat trick and one assist in the 11-4 win over Mount St. Mary's.

« Scored twice in a 12-10 win over Delaware.

**Patrick Foley (Sr. | D)**

#8

« Third-year starter on close defense who has two assists, nine ground balls and five caused turnovers in seven games.

« Fueled JHU's 11-10 win at 10th-ranked North Carolina with four GBs and two CTs while holding the Tar Heels' leading scorer off the scoresheet.

« Had one assist and two ground balls in a 14-12 win at Princeton and added two caused turnovers in the 12-10 win over Delaware.

« Third Team USILA All-American and Second Team All-Big Ten selection last season.

« Has played in 39 games with 38 starts in his career and has three goals, two assists, 62 ground balls and 30 caused turnovers to his credit.

« Ranks seventh in school history with 30 career caused turnovers.

**Matt Hubler (Jr. | SSDM)**

#9

« One of JHU's top two short stick defensive midfielders.

« Ranks ninth on the team in scoring with two goals and three assists and also has 16 GBs and 2 CTs.

« Five points this season are already more than any JHU defenseman, LSM or SSDM had in 2018.

« 16 GBs this season are already more than any JHU SSDM had in 2018.

« Totaled three ground balls and one caused turnover in the season opener against Towson.

« Added one assist, four ground balls and one caused turnover against second-ranked Loyola.

« Scored one goal and added two GBs in 11-10 win at 10th-ranked North Carolina.

« Had three ground balls and two assists in a 14-12 win at Princeton. Both assists came during a 7-1 run that turned a 9-7 deficit into a 14-10 lead.

« Scored once and added two ground balls in a 14-10 loss at Syracuse.

**Danny Jones (Sr. | SSDM) #23**

« Co-captain.

« Has one goal, two assists, six ground balls and a team-high eight caused turnovers on the year.

« Named to USILA Team of the Week after tying the JHU record with six CTs while adding three GBs in a 14-12 win at Princeton. Tied CT record originally set by Michael Pellegrino in the 2015 Big Ten Championship game against Ohio State.

« Scored first career goal and added one CT in 11-4 win over Mount St. Mary's.

« Has played in 39 career games and counts one goal, four assists, 22 ground balls and 24 caused turnovers to his credit.

« Set a school record for non-long sticks with 14 caused turnovers in 2018.

« Tied for 12th in school history - and tied for second among short stick players - with 24 career CTs.

**Jack Keogh (So. | M) #24**

« Has played on JHU's second midfield in first seven games and has played in 23 of 24 games since arriving at JHU in 2018.

« Scored once against Towson and added game-opening goal in 11-10 win at 10th-ranked North Carolina.

« Added one goal at Syracuse and first multi-point game of his career with one goal and one assist vs. Mount St. Mary's.

« Extended goal and point-scoring streaks to three games with a first-quarter strike against Delaware.

« Now has career totals of six goals and two assists.

**Robert Kuhn (Sr. | LSM) #19**

« Fourth-year regular at LSM.

« Has played in 54 career games and counts 12 goals, six assists, 99 ground balls and 29 caused turnovers to his credit.

« Ranks eighth in school history with 29 career CTs.

« Scored once and had four ground balls and one caused turnover against second-ranked Loyola.

« Scored once and added five GBs and one CT in 11-10 win at 10th-ranked North Carolina.

« Scored once and had two GBs and one CT in a 14-12 win at Princeton. Goal against the Tigers came during a 5-0 run that turned a 9-7 deficit into a 12-9 lead.

« Totaled four ground balls and one caused turnover in 11-4 win over Mount St. Mary's and added four GBs against Delaware.

**Kyle Marr (Sr. | A) #13**

« Co-captain.

« Named to the Tewaaratton Watch List.

« Selected in the fifth round of the 2019 MLL Draft by the Denver Outlaws (45th overall).

« Tied for the team-lead in goals (15) and ranks second in points (21) and fourth in assists (6).

« Scored once against Towson in season opener and added five goals and one assist against second-ranked Loyola.

« Tallied twice and added an assist in 11-10 win at 10th-ranked North Carolina. Two goals against the 'Heels turned a 7-6 deficit into an 8-7

lead the Blue Jays never relinquished.

« Scored first two JHU goals in a 14-12 come-from-behind win at Princeton and added two goals and one assist at Syracuse.

« Fueled come-from-behind win against Delaware with three goals and two assists. Had a hand in JHU's last three goals (2g, 1a) as Jays scored final four goals in a 12-10 victory.

« Has 94 goals and 46 assists for 140 points in his career.

« Ranks 26th in school history in career goals and tied for 27th in points.

« Father, Scott, is the head coach at Albany and played at JHU with current Blue Jay coach Dave Pietramala.

**Matt Narewski (Fr. | FO) #39**

« Is 53-of-107 (.495) on faceoffs with a team-high 29 ground balls through seven games.

« Solid in a three-game span against Loyola, North Carolina and Princeton as he was 39-of-67 (.582) on faceoffs with 21 ground balls in those three.

« Made career debut at Towson and won 3-of-11 faceoffs with one ground ball.

« Enjoyed a strong outing against then second-ranked Loyola as he won 17-of-28 faceoffs and added 11 ground balls and one assist.

« Won 12-of-24 faceoffs with one GB in 11-10 win at 10th-ranked North Carolina.

« Fueled 14-12 win at Princeton as he was 10-of-15 on faceoffs with nine ground balls.

**Kyle Prouty (So. | FO) #25**

« Is 46-of-74 (.622) on faceoffs with one goal, one assist and 17 ground balls to his credit.

« Has sparked in the last four games as he is 41-of-55 (.745) with one goal, one assist and 16 ground balls.

« Won 4-of-14 faceoffs and had one ground ball in the season opener at Towson and was 1-of-5 against second-ranked Loyola.

« Ignited JHU's 14-12 come-from-behind win at Princeton as he was 9-of-13 on faceoffs with one goal and two ground balls. Goal against the Tigers was the first goal in a 5-0 run that turned a 9-7 deficit into a 12-9 lead.

« Was 4-of-7 with one ground ball in a 14-10 loss at Syracuse and came back to go 11-of-12 with four ground balls and one assist in the 11-4 win over Mount St. Mary's.

« Won 17-of-23 faceoffs with nine GBs in a 12-10 win over Delaware. 17 FO wins, 23 attempts and nine GBs are all career highs.

« Big Ten Specialist of the Week after his efforts in the wins over Mount St. Mary's and Delaware.

**Jack Rapine (Jr. | D) #44**

« Has started all 39 games since arriving at JHU in 2017.

« Totaled a team-high four ground balls in the season opener at Towson and added one ground ball and one caused turnover against second-ranked Loyola.

« Tallied one assist and one ground ball in 11-10 win at 10th-ranked North Carolina.

**Miscellaneous Statistics**

Hat Tricks	2019	Career
Brett Baskin	1	1
Alex Concannon	0	1
Connor DeSimone	0	2
Joey Epstein	2	2
Kyle Marr	2	14
Cole Williams	1	8

Multi-Goal Games	2018	Career
Brett Baskin	2	3
Alex Concannon	2	5
Connor DeSimone	0	5
Joey Epstein	6	6
Robert Kuhn	0	1
Kyle Marr	5	29
Forry Smith	1	6
Cole Williams	2	14

Multi-Assist Games	2018	Career
Alex Concannon	0	3
Connor DeSimone	1	1
Joey Epstein	2	2
Matt Hubler	1	1
Kyle Marr	1	12
Cole Williams	3	5

Multi-Point Games	2018	Career
Brett Baskin	3	4
Taite Cattoni	1	1
Owen Colwell	1	1
Alex Concannon	3	9
Connor DeSimone	2	8
Joey Epstein	7	7
Jake Fox	0	1
Matt Hubler	1	1
Jack Keogh	1	1
Robert Kuhn	0	1
Kyle Marr	5	36
Forry Smith	2	9
Cole Williams	4	17

« Added two ground balls and two caused turnovers in a 14-12 come-from-behind win at Princeton, one ground ball and one caused turnover in a 14-10 loss at Syracuse and two GBs and one CT in 11-4 win over Mount St. Mary's.

« Chipped in two caused tunovers in a 12-10 win over Delaware.

« Ranks sixth in school history with 34 career caused turnovers.

**Jared Reinson (So. | LSM) #87**

« Has played in all 24 games as JHU's number two long stick middle since the start of the 2018 season.

« Has eight ground balls and five caused turnovers on the year.

« Totaled a career-high five ground balls and a personal-best three caused turnovers in a 14-10 loss at Syracuse.

**Forry Smith (Jr. | A/M)**

#4

« Co-captain.  
« Tied fifth on the team with six goals in seven games.  
« Started on JHU's first midfield at Towson and scored a team-high two goals and added one goal in the win at 10th-ranked North Carolina, another in the 14-10 loss at Syracuse and one against Mount St. Mary's.  
« Extended goal-scoring streak to three games with what proved to be the game-winning goal with 2:46 remaining in a 12-10 win over Delaware.  
« Has played in 35 career games with eight starts and has 22 goals and nine assists to his credit.

**Cole Williams (Jr. | A)**

#14

« Ranks third on the team in points (17), first in assists (9) and tied for third in goals (8)  
« Tallied one goal and a team-high three assists for four points in the season opener at Towson and added one goal against second-ranked Loyola.  
« Totaled two assists and a pair of GBs in 11-10 win at 10th-ranked North Carolina.  
« Tallied first hat trick of the season with three goals and one assist in a 14-12 win at Princeton. Scored twice against the Tigers during a 9-3 run that turned a 7-5 third-quarter deficit into a 14-10 lead.  
« Matched career high with three assists and added two goals for five points in a 12-10 win over Delaware.  
« Has played in 39 games with 24 starts (all 24 games since the start of the 2018 season) and has 49 goals and 27 assists for 76 points in his career.

JHU MLax and the Friends of Jaclyn

The Johns Hopkins men's lacrosse team is partnered with the Friends of Jaclyn Foundation (FOJ). This is the third time the Blue Jays have partnered with FOJ.

The Blue Jays "adopted" Connor Durgin on October 7, 2015 and he has been a fixture at games and other team events since then. He took part in the pregame meeting with officials and team captains when the Blue Jays hosted Syracuse on March 19, 2016 and made the trip to Penn State a month later and made the Blue Jays' call on the coin toss (tails), which JHU won.

Durgin also took part in the pregame schedule against Penn State in 2017 and Ohio State during the 2018 season.

The Friends of Jaclyn Foundation's mission is to improve the quality of life for children battling pediatric brain tumors and other childhood cancers and to raise awareness through the Adopt-a-Child, Safe on the Sidelines and Guardian Angel Programs. FOJ does this by pairing the afflicted child and their siblings with local high school and college sports teams.





Individual Player Career Highs

Attackmen | Midfielders | Defenders (Scoring + Miscellaneous)

No.	Name	Goals	Assists	Points	Miscellaneous/Notes
1	Brett Baskin	3, @ Princeton (2019)	1, Twice	3, @ Princeton (2019)	
2	Alex Concannon	3, @ Syracuse (2018)	3, @ Ohio State-2 (2017)	5, @ Syracuse (2018)	
3	Connor DeSimone	3, Twice	3, vs. Delaware (2019)	3, Three Times	
4	Forry Smith	2, Six Times	1, Nine Times	3, Three Times	
8	Patrick Foley	1, Three Times	1, @ Princeton, MSM (2019)	1, Five Times	4 GBs vs. UNC (2016), 2 CTs vs. Del. (2019), UNC (2016)
9	Matt Hubler	1, @ #10 UNC (2019)	2, @ Princeton (2019)	2, @ Princeton (2019)	
12	Luke Shilling	1, vs. OSU (2018), MSM (2019)	1, vs. Maryland-1 (2018)	1, Three times	
13	Kyle Marr	6, vs. Virginia (2017)	6, vs. Michigan (2017)	9, vs. Michigan (2017)	11 games with 5+ points
14	Cole Williams	5, vs. Maryland-2 (2018)	3, vs. Delaware (2019)	6, Twice	
16	Owen Colwell	1, @ #10 UNC (2019)	1, @ #10 UNC (2019)	2, @ #10 UNC (2019)	7 GBs @ Princeton (2019)
18	Jake Fox	1, Three Times	1, Twice	2, vs. Duke (2018)	
19	Robert Kuhn	2, vs. Syracuse (2017)	1, Six Times	2, vs. Syracuse (2017)	7 GBs vs. Penn St. (2017) 2 CTs, Three times
23	Danny Jones	1, vs. MSM (2019)	1, Four Times	1, Five Times	6 CTs @ Princeton (2019)
24	Jack Keogh	1, Six Times	1, vs. Duke (2018), MSM (2019)	2, vs. MSM (2019)	
29	Evan Zinn	1, @ Princeotn (2019)	1, @ Towson (2019)	1, Twice	
32	Joey Epstein	3, vs #2 Loyola (2019)	3, vs. #2 Loyola (2019)	6, vs. #2 Loyola (2019)	
44	Jack Rapine		1, Twice	1, Twice	5 GBs @ Princeton (2017) 3 CTs, Twice
87	Jared Reinson	1, @ Loyola (2018)		1, @ Loyola (2018)	5 GBs @SU ('19), 3 CTs @SU ('19)
89	Taite Cattoni	1, Three Times	1, @ #10 UNC (2019)	2, @ #10 UNC (2019)	
Faceoff Specialists					
No.	Name	Faceoffs Won	Faceoff Attempts	GBs	Miscellaneous/Notes
25	Kyle Prouty	17 vs. Delaware (2019)	23, vs. Delaware (2019)	9, vs. Delaware (2019)	1g vs. PU ('19), 1a vs. MSM ('19)
39	Matt Narewski	17, vs. #2 Loyola (2019)	28, vs. #2 Loyola (2018)	11, vs. #2 Loyola (2018)	1a, vs. #2 Loyola
Goalies					
No.	Name	Saves-1	Saves-2	Saves-3	Miscellaneous/Notes
25	Ryan Darby	18 @ Syracuse (2019)	15, @ Towson (2019)	13, @ Princeton (2019)	

The Last Time Johns Hopkins ...

Scored 20 or more goals

22, vs. Marist (5-14-2005)

Scored 15 or more goals

15, @ #10 Virginia (3-24-2018)

Scored 15 or more goals in back-to-back games

16, vs. Princeton (3-3-2018)

18, @ #7 Syracuse (3-10-2018)

Totaled 30 or more points

33 (19g, 14a), vs. Michigan (4-22-2017)

Allowed 15 or more goals

18, vs. #2 Loyola (2-16-2019)

Allowed 15 or more goals in back-to-back games

17, @ Towson (2-9-2019)

18, vs. #2 Loyola (2-16-2019)

Allowed 15 or more goals and won

17, #15 Virginia (3-25-2017)

Won 20 or more faceoffs

20 (20-of-26), vs. Delaware (3-16-2019)

Grabbed 50 or more ground balls

77, vs. St. Joe's (4-21-1999)

Grabbed 60 or more ground balls

77, vs. St. Joe's (4-21-1999)

Grabbed 70 or more ground balls

77, vs. St. Joe's (4-21-1999)

Took 50 or more shots

52, @ Virginia (3-24-2018)

Took 60 or more shots

62, vs. #15 Virginia (3-25-2017)

Took 70 or more shots

83, vs. St. Joe's (4-21-1999)

Took 80 or more shots

83, vs. St. Joe's (4-21-1999)

Scored five or more extra-man goals

5 (5-of-5), vs. Michigan (4-22-2017)

Scored a man-down goal

Patrick Foley @ #4 Brown (5-14-2016)

Scored a man-down goal in back-to-back games

Zach Palmer (Towson) &  
John Kaestner (Michigan) (2-16/23-2013)

Allowed five or more extra-man goals

5 (5-of-7), vs. #8 UMass (5-21-2005)

Allowed a man-down goal

Tye Kurtz, Delaware (3-16-2019)

Held an opponent scoreless for a half:

Mount St. Mary's (1st half) (4-14-2014)

Held an opponent scoreless for two straight Qtrs.:

UMBC (2nd & 3rd Qtrs.) (3-13-2018)

Held an opponent scoreless for three straight Qtrs.:

Manhattan (1-3 Qtrs.) (3-6-2012)

Held an opponent scoreless for 1st three Qtrs:

Manhattan (1-3 Qtrs.) (3-6-2012)

Held an opponent scoreless for 30 or more cons. min:

38:05, vs. UMBC (3-13-2018)

Held an opponent scoreless for 40 or more cons. min:

44:56, @ Mount St. Mary's (4-14-2014)

Held an opponent scoreless for 50 or more cons. min:

60:00, vs. Manhattan (3-6-2012)

Posted a shutout:

Manhattan (W/11-0) (3-6-2012)

Held an opponent shotless for a quarter:

2nd Qtr. @ #12 Princeton (3-2-2012)

Came from behind to win

vs. Delaware -

Trailed as late as 10-8/4th Qtr-Won 12-10 (3-16-19)

Came from two goals down to win

vs. Delaware -

Trailed as late as 10-8/4th Qtr-Won 12-10 (3-16-19)

Came from three goals down to win

vs. Georgetown -

Trailed as late as 9-6/4th Qtr-Won 10-9 (OT) (5-13-18)

Came from four goals down to win

vs. Georgetown -

Trailed as late as 8-4/3rd Qtr-Won 10-9 (OT) (5-13-18)

Came from five goals down to win

vs. Georgetown -

Trailed as late as 8-3/3rd Qtr-Won 10-9 (OT) (5-13-18)

Came from six goals down to win

@ Virginia -

Trailed as late as 9-3/3rd Qtr - Won 15-13 (3-24-18)

Came from seven goals down to win

@ Virginia -

Trailed as late as 9-2/3rd Qtr - Won 15-13 (3-24-18)

Won a game with a goal in the final min. of regulation

vs. Ohio State -

Alex Concannon goal with :11.3 left -

Won 6-5 (5-3-18)

Blew a lead and lost

@ #15 Syracuse

Led as late as 9-8 in 4th qtr. -

Lost 14-10 (3-9-2019)

Blew a two-goal lead and lost

@ #15 Syracuse

Led as late as 5-3 in 2nd qtr. -

Lost 14-10 (3-9-2019)

Blew a three-goal lead and lost

@ #15 Syracuse

Led as late as 5-2 in 1st qtr. -

Lost 14-10 (3-9-2019)

Blew a three-goal lead in back-to-back games and lost

@ #1 Syracuse -

Led 5-2 in 2nd qtr. - Lost 13-10 (3-14-2015)

vs. #7 Virginia -

Led 6-3 in 2nd qtr. - Lost 16-15 (OT) (3-21-2015)

Blew a four-goal lead and lost

@ #15 Syracuse

Led 5-1 in 1st qtr. -

Lost 14-10 (3-9-2019)

Blew a five-goal lead and lost

vs. Navy -

Led 5-0 in 2nd quarter - Lost 9-8 in OT (4-24-2010)

Blew a six-goal lead and lost

vs. #4 Syracuse -

Led 8-2 in 2nd Q - Lost 15-14 (3-15-2003)

The Last Time a  
Johns Hopkins Player ...

Scored 5 or more goals

5, Kyle Marr vs. #2 Loyola (2-16-2019)

Scored 5 or more goals in a Quarter

5, Kyle Marr vs. #12 Georgetown (4th Q) (5-13-2018)

Score 5 or more goals in back-to-back games

Kyle Marr vs. #15 Virginia (6) and

vs. #7 Rutgers (5) (2017)

Scored 6 or more goals

6, Kyle Marr vs. #15 Virginia (3-31-2017)

Scored 7 or more goals

8, Ryan Brown @ #3 Maryland (4-25-2015)

Scored 8 or more goals

8, Ryan Brown @ #3 Maryland (4-25-2015)

Dished out 4 or more assists

4, Shack Stanwick

vs. #12 Georgetown (5-13-2018)

Had two players dish out 4 or more assists

4, Shack Stanwick & Cole Williams

@ Rutgers (4-1-2018)

Dished out 5 or more assists

5, Shack Stanwick vs. Delaware (3-17-2018)

Dished out 5 or more assists in back-to-back Games

Wells Stanwick vs. Ohio State (5) &

Towson (5) (2-9 & 2-15-2014)

Dished out 6 or more assists

6, Kyle Marr vs. Michigan (4-22-2017)

Dished out 7 or more assists

8, Dave Marr vs. Navy (4-19-1996)

Dished out 8 or more assists

8, Dave Marr vs. Navy (4-19-1996)

Had five players with 4 or more points

S. Stanwick (4), R. Brown (4), W. Dismuke (4)

C. Radziewicz (4), H. Cattoni (4)

@ Michigan (4-23-16)

Totaled 5 or more points in back-to-back games

Kyle Marr vs. #2 Maryland (5) &

vs. #12 Gtown (7) (2018)

Totaled 5 or more points in three straight games

Shack Stanwick vs. #10 N. Carolina (7),

vs. Princeton (5) & vs. #6 Towson (7) (2-28 - 3-12-16)

Had three players with 5 or more points

Shack Stanwick (5), Cole Williams (5)

Alex Concannon (5) @ #7 Syracuse (3-10-2018)

Totaled 6 or more points

6, Kyle Marr (5g, 1a) vs. #2 Loyola (2-16-19)

6, Joey Epstein (3g, 3a) vs. #2 Loyola (2-16-19)

Totaled 6 or more points in back-to-back games

Shack Stanwick vs. UMBC (7) and

vs. Delaware (7) (2018)

Had two players with 6 or more points

6, Kyle Marr (5g, 1a) vs. #2 Loyola (2-16-19)

6, Joey Epstein (3g, 3a) vs. #2 Loyola (2-16-19)

Totaled 7 or more points

7, Kyle Marr (5g, 2a) vs. #12 Georgetown (5-13-18)

Totaled 7 or more points in back-to-back games

Shack Stanwick vs. UMBC (7) and

vs. Delaware (7) (2018)

Totaled 8 or more points

9, Kyle Marr (3g, 6a) vs. Michigan (4-22-17)

Totaled 9 or more points

9, Kyle Marr (3g, 6a) vs. Michigan (4-22-17)

Totaled 10 or more points

11 (5g, 6a), Dan Denihan vs. #10 Towson (5-2-1999)

Totaled 11 points

11 (5g, 6a), Dan Denihan vs. #10 Towson (5-2-1999)

Scored three or more extra-man goals

4, Patrick Fraser vs. #18 Princeton (2-28-2015)

Scored an overtime goal

Shack Stanwick vs. #12 Georgetown (5-13-2018)

Grabbed 14 or more ground balls

14, Hunter Moreland vs. Princeton (3-3-2018)

Won 15 or more faceoffs

17, Kyle Prouty vs. Delaware (3-16-2019)

Won 15 or more faceoffs in back-to-back games

Hunter Moreland vs. Delaware (20),

@ Virginia (3-17/3-24-18)

Won 15 or more faceoffs in three straight games

Hunter Moreland vs. North Carolina (18),

vs. Princeton (20), @ #7 Syracuse (17) (2-23/3-10-18)

Won 20 or more faceoffs

20, Hunter Moreland vs. Delaware (3-17-2018)

Registered 20 or more saves

20, Pierce Bassett vs. #8 Loyola (5-8-2010)

JHU's History in the USILA Poll

Total Weeks: 481  
Total Weeks at #1: 103  
Weeks in top 5: 306  
Weeks in top 10: 420  
Weeks in top 20: 475

Consecutive at #1: 14 (4/12/04-5/9/05)  
Most Consecutive in top 5: 129  
(3/19/73-3/23/87)  
Most Consecutive in top 10: 157  
(3/19/73-3/25/90)  
Most Consecutive 1 in top 20: 363  
(3/19/73-4/18/2010)

Weeks Ranked - By Ranking  
(Through Poll of March 18, 2019)

Rank	Polls
1st	103
2nd	72
3rd	58
4th	41
5th	32
6th	37
7th	26
8th	21
9th	21
10th	12
11th	15
12th	5
13th	5
14th	7
15th	4
16th	3
17th	7
18th	2
19th	4
RV	6

The Johns Hopkins office of Athletic Communications uses the USILA Coaches Poll to reflect JHU's official national ranking. This poll predates all other lacrosse polls and provides the longest-running consistent national ranking system. This does not imply that the USILA Poll is in any way more official, but for historical purposes it provides the most consistency.

USILA Coaches Poll (3-18-19)

1.	Penn State (9)	6-1	362
2.	Duke (6)	8-1	360
3.	Yale (4)	4-1	354
4.	Maryland	7-1	310
5.	Ohio State	6-0	268
6.	Loyola Maryland	5-2	266
7.	Towson	5-2	253
8.	Cornell	4-2	251
9.	Virginia	5-2	226
10.	High Point	7-1	194
11.	Notre Dame	3-2	184
12.	Syracuse	4-2	182
13.	Denver	4-2	179
14.	Georgetown	7-1	134
15.	Johns Hopkins	4-3	87
16.	North Carolina	6-2	78
17.	Lehigh	5-3	68
18.	Army West Point	6-2	66
19.	Penn	3-3	63
20.	UMass	5-3	39

Others Receiving Votes: Rutgers, Richmond, Hobart, Villanova, Boston University

Johns Hopkins Week-by-Week in the USILA Coaches Poll

Preseason	7th
Feb. 11	15th
Feb. 18	RV
Feb. 25	18th
Mar. 4	17th
Mar. 11	17th
Mar. 18	15th

Inside Lacrosse Media Poll (3-18-19)

1.	Penn State (15)	6-1	523
2.	Duke (5)	8-1	498
3.	Yale (5)	4-1	495
4.	Maryland (2)	7-1	456
5.	Cornell	4-2	399
6.	Loyola	5-2	389
7.	Ohio State	6-0	364
8.	Towson	5-2	359
9.	Virginia	5-2	323
10.	High Point	7-1	299
11.	Notre Dame	3-2	270
12.	Syracuse	4-2	255
13.	Denver	4-2	245
14.	Georgetown	7-1	200
15.	Lehigh	5-3	124
16.	Johns Hopkins	4-3	106
17.	Penn	3-3	94
18.	Army	6-2	77
19.	North Carolina	6-2	50
20.	UMass	5-3	44

Others Receiving Votes: Richmond, Hobart, Rutgers, Boston University, Princeton, Albany, Delaware

Johns Hopkins Week-by-Week in the Inside Lacrosse Media Poll

Preseason	7th
Feb. 11	17th
Feb. 18	RV
Feb. 25	18th
Mar. 4	18th
Mar. 11	17th
Mar. 18	16th

## Inside The Series



31

WINS

61

LOSSES

1 TIE



61

WINS

31

LOSSES

## JHU-Virginia Series Notes

Series Record: \_\_\_\_\_ Johns Hopkins leads, 61-31-1  
 Current Streak: \_\_\_\_\_ JHU won 2  
 Current Streak at Homewood Field: \_\_\_\_\_ JHU won 1  
 Current Streak at Virginia: \_\_\_\_\_ JHU won 1  
 Current Streak Neutral: \_\_\_\_\_ JHU won 1

Pietramala vs. Virginia (@ JHU): \_\_\_\_\_ 10-13  
 @ Homewood Field: \_\_\_\_\_ 4-4  
 @ Virginia: \_\_\_\_\_ 4-7  
 Neutral: \_\_\_\_\_ 2-2

Longest JHU Win Streak vs. UVA: \_\_\_\_ 10 (1904-1951)  
 Longest Virginia Win Streak vs. JHU: \_\_\_\_ 6 (2006-11)

- Johns Hopkins leads the all-time series, 61-31-1. The teams have met every year since 1948.
- Johns Hopkins and Virginia have met 10 times since 2002 with one of the two ranked number one in the nation.
- The home team has won 13 of the last 21 meetings played at a campus site.
- JHU has won seven of the last 10 meetings.
- The last nine meetings at Johns Hopkins have been decided by a total of just 11 goals. Included are seven, one-goal games and a pair of two-goal games.
- Virginia has won 11 of last 16 games between the two teams in Charlottesville. Prior to the 11-10 win in overtime in 2012, JHU's last win at Uva came in 1998 ... Hopkins has since won three more times at UVA (2014 & 2015 NCAA, 2018).
- Virginia defeated Johns Hopkins, 9-8, in four overtimes in 2001. That game ranks as the longest in Johns Hopkins history.
- 12 of the last 26 games between the two teams have been decided by one goal. In all there have been 21 one-goal games between the Blue Jays and the Cavaliers.
- Johns Hopkins and Virginia have met 16 times in the NCAA Tournament with the Blue Jays winning 10 of the 16. Three of the meetings have come in the national championship game with UVA grabbing NCAA titles in 1972 and 2003 and JHU winning in 1980.
- The 16 games JHU and UVA have played in the NCAAs are the most any two teams have met in tournament history.

1904 Johns Hopkins-9, Virginia-0  
 Johns Hopkins-12, Virginia-1

1926 Johns Hopkins-11, Virginia-1  
 1927 Johns Hopkins-13, Virginia-1  
 1928 Johns Hopkins-12, Virginia-1

1931 Johns Hopkins-15, Virginia-0

1948 Johns Hopkins-15, Virginia-5  
 1949 Johns Hopkins-17, Virginia-9

1950 Johns Hopkins-15, Virginia-6  
 1951 Johns Hopkins-14, Virginia-8  
 1952 Virginia-13, Johns Hopkins-12

1953 Virginia-15, Johns Hopkins-8  
 1954 Johns Hopkins-8, Virginia-8  
 1955 Johns Hopkins-23, Virginia-9  
 1956 Johns Hopkins-12, Virginia-4  
 1957 Johns Hopkins-12, Virginia-4  
 1958 Johns Hopkins-16, Virginia-6  
 1959 Johns Hopkins-12, Virginia-4

1960 Johns Hopkins-17, Virginia-6  
 1961 Johns Hopkins-13, Virginia-4  
 1962 Johns Hopkins-12, Virginia-8  
 1963 Virginia-10, Johns Hopkins-7  
 1964 Johns Hopkins-15, Virginia-5  
 1965 Johns Hopkins-17, Virginia-6  
 1966 Johns Hopkins-10, Virginia-1  
 1967 Johns Hopkins-10, Virginia-3  
 1968 Johns Hopkins-17, Virginia-9  
 1969 Johns Hopkins-15, Virginia-4

1970 Virginia-15, Johns Hopkins-8  
 1971 Virginia-9, Johns Hopkins-8 (OT)  
 1972 Johns Hopkins-13, Virginia-8  
 Virginia-13, Johns Hopkins-12 \* (N)

1973 #1 Johns Hopkins-14, #2 Virginia-9  
 #2 Johns Hopkins-12, #5 Virginia-9 \*  
 1974 #3 Virginia-15, #2 Johns Hopkins-10  
 1975 #1 Johns Hopkins-10, #4 Virginia-9 (2OT)  
 1976 #5 Johns Hopkins-14, #6 Virginia-9  
 1977 #3 Johns Hopkins-15, #4 Virginia-9  
 1978 #2 Johns Hopkins-17, #6 Virginia-7  
 1979 #1 Johns Hopkins-13, #4 Virginia-8  
 #1 Johns Hopkins-16, #5 Virginia-7

1980 #8 Virginia-12, #1 Johns Hopkins-9  
 #2 Johns Hopkins-9, #1 Virginia-8 (2OT) \*  
 1981 #1 Johns Hopkins-15, #3 Virginia-13  
 #1 Johns Hopkins-10, #4 Virginia-6 \*  
 1982 Johns Hopkins-12, Virginia-11 (OT)  
 #3 Johns Hopkins-13, #2 Virginia-9 \*  
 1983 #1 Johns Hopkins-12, #4 Virginia-6

1984 #2 Johns Hopkins-16, #3 Virginia-9  
 1985 #1 Johns Hopkins-12, #4 Virginia-5  
 Johns Hopkins-11, Virginia-8 \*  
 1986 #2 Johns Hopkins-8, #7 Virginia-7  
 1987 #4 Virginia-9, #11 Johns Hopkins-7  
 1988 #6 Johns Hopkins-11, #3 Virginia-10  
 #9 Virginia-11, #2 Johns Hopkins-10 (OT) \*  
 1989 #1 Johns Hopkins-12, #9 Virginia-3

1990 #6 Virginia-12, #10 Johns Hopkins-7  
 1991 #5 Johns Hopkins-16, #1 Virginia-6  
 1992 #1 Virginia-15, #10 Johns Hopkins-9  
 1993 #6 Johns Hopkins-11, #3 Virginia-9  
 #4 Johns Hopkins-14, #5 Virginia-10 \*  
 1994 #5 Virginia-11, #2 Johns Hopkins-8  
 1995 #2 Johns Hopkins-22, #1 Virginia-13  
 1996 #1 Virginia-14, Johns Hopkins-9  
 #2 Virginia-16, #7 Johns Hopkins-10 \* (N)  
 1997 #3 Virginia-16, #4 Johns Hopkins-12  
 1998 #6 Johns Hopkins-13, #3 Virginia-10  
 1999 #3 Johns Hopkins-16, #4 Virginia-15  
 #3 Virginia-16, #2 Johns Hopkins-10 \* (N)

2000 #2 Virginia-16, #7 Johns Hopkins-8  
 2001 #9 Virginia-9, #5 Johns Hopkins-8 (4OT)  
 2002 #4 Virginia-12, #1 Johns Hopkins-6  
 2003 #4 Johns Hopkins-8, #1 Virginia-7  
 #2 Virginia-9, #1 Johns Hopkins-7 \* (N)  
 2004 #17 Virginia-9, #1 Johns Hopkins-8 (OT)  
 2005 #1 Johns Hopkins-9, #2 Virginia-7  
 #1 Johns Hopkins-9, #4 Virginia-8 (OT) \* (N)  
 2006 #1 Virginia-12, #9 Johns Hopkins-6  
 2007 #5 Virginia-7, #3 Johns Hopkins-5  
 2008 #2 Virginia-13, #6 Johns Hopkins-12 (OT)  
 2009 #1 Virginia-16, #9 Johns Hopkins-15  
 #5 Virginia-19, #8 Johns Hopkins-8 \* (N)

2010 #1 Virginia-15, #12 Johns Hopkins-6  
 2011 #11 Johns Hopkins-12, #2 Virginia-11  
 2012 #2 Johns Hopkins-11, #1 Virginia-10 (OT)  
 2013 #10 Johns Hopkins-15, #14 Virginia-8 (N)  
 2014 #10 Virginia-11, #9 Johns Hopkins-10 (OT)  
 #8 Johns Hopkins-14, #7 Virginia-8 \*  
 2015 #7 Virginia-16, #19 Johns Hopkins-15 (OT)  
 #10 Johns Hopkins-19, #9 Virginia-7 \*  
 2016 Virginia-13, #8 Johns Hopkins-12 (OT)  
 2017 #18 Johns Hopkins-18, #15 Virginia-17 (OT)  
 2018 #9 Johns Hopkins-15, #10 Virginia-13

\* NCAA Tournament Games  
 Home Team in BOLD



## 2019 Johns Hopkins Men's Lacrosse Roster

No	Name	Pos.	Ht.	Wt.	Yr.	Hometown/High School (Previous College)
1	Brett Baskin ( <i>Bass-kin</i> )	A	6-0	165	So.	Plymouth Meeting, PA/La Salle College High
2	Alex Concannon	M	5-5	165	Sr.	Syosset, NY/Syosset
3	Connor DeSimone ( <i>Dee-sugh-moan</i> )	M	5-11	200	So.	St. James, NY/Smithtown East
4	Forry Smith	A	6-2	195	Jr.	Schwenksville, PA/Haverford
5	Jake Calnan	D	6-0	215	Fr.	Norwell, MA/Phillips Exeter Academy
6	Marc Pion ( <i>pee-ahn</i> )	M	6-0	200	Jr.	Montréal, QC/IMG Academy (Harvard)
7	Alex Gainey	G	6-3	195	Fr.	Westwood, MA/St. Sebastians School
8	Patrick Foley	D	6-1	185	Sr.	Winchester, MA/St. John's Prep
9	Matt Hubler ( <i>Hugh-blurr</i> )	M	5-10	200	Jr.	Rumson, NJ/Lawrenceville
11	Kyle DiPietro ( <i>Dugh-pee-tro</i> )	M	6-2	185	So.	Lutherville, MD/St. Paul's
12	Luke Shilling	A	5-10	160	So.	Towson, MD/Boys' Latin
13	Kyle Marr	A	5-11	185	Sr.	Clifton Park, NY/Shenendehowa, Hill Academy
14	Cole Williams	A	6-5	210	Jr.	Marriottsville, MD/Loyola
15	Ryan Darby	G	5-9	175	So.	Plano, TX/Plano West
16	Owen Colwell	D	6-2	205	Jr.	Westfield, NJ/Westfield
17	Jacob Giacalone ( <i>Jack-a-loan</i> )	G	6-0	195	Jr.	Lake Ronkonkoma, NY/Sachem
18	Jake Fox	A	6-3	220	Sr.	Ottawa, ON/Hill Academy
19	Robert Kuhn	LSM	5-11	205	Sr.	Moorestown, NJ/Moorestown
20	Lucas Capobianco-Hogan	D	6-0	205	So.	Mount Sinai, NY/Mount Sinai
23	Danny Jones	M	5-8	170	Sr.	Baldwin, NY/St. Anthony's
24	Jack Keogh ( <i>Key-oh</i> )	A	5-9	180	So.	Manhasset, NY/Manhasset
25	Kyle Prouty ( <i>Prowtee</i> )	M/FO	5-11	185	So.	New Egypt, NJ/New Egypt
26	Jack Hawley	M	5-10	155	Fr.	Bethpage, NY/St. Anthony's
27	Brady Keneally ( <i>Ca-kneel-ee</i> )	D	6-3	160	Fr.	St. James, NY/St. Anthony's
28	Jack Lyne ( <i>Line</i> )	LSM	6-4	215	Jr.	Concord, MA/Middlesex
29	Evan Zinn	M	6-3	200	Fr.	Westport, CT/Staples
31	Alexander Mabbett ( <i>Magh-bet</i> )	M	6-4	215	Fr.	Victor, NY/Victor
32	Joey Epstein	A	5-11	185	Fr.	Bethesda, MD/Landon
33	Matt Stagnitta ( <i>Stag-neat-ugh</i> )	M	5-10	175	Jr.	Skillman, NJ/Montgomery
34	Brandon Shure ( <i>Sure</i> )	D	6-1	205	So.	Brookeville, MD/McDonogh
35	Paul Steel	D	6-1	205	Jr.	Washington, DC/Bullis
36	Owen McManus	M	6-0	195	Fr.	Idlewylde, MD/Friends School
37	Jake Lilly	M	6-4	205	Fr.	Arnold, MD/Severn School
39	Matt Narewski ( <i>Nugh-rew-ski</i> )	M/FO	6-3	195	Fr.	Wrentham, MA/New Hampton School
40	Garrett Degnon ( <i>Deg-non</i> )	M	6-4	210	Fr.	Harwood, MD/DeMatha
44	Jack Rapine ( <i>Ray-pine</i> )	D	6-1	205	Jr.	Ambler, PA/Upper Dublin
46	Spencer Sande ( <i>Sandy</i> )	M/FO	6-0	175	Fr.	Minneapolis, MN/Academy of Holy Angels
50	Logan Blondell ( <i>Blon-dell</i> )	LSM	6-4	210	Fr.	Center Valley, PA/Southern Lehigh
51	Zach Ernst	M	6-1	205	Jr.	Clermont, FL/East Ridge
66	Weston Narewski ( <i>Nugh-rew-ski</i> )	M/FO	6-0	200	So.	Wrentham, MA/New Hampton School
87	Jared Reinson ( <i>Rhine-son</i> )	LSM	6-1	205	So.	Princeton, NJ/Montgomery
89	Taite Cattoni ( <i>Cugh-tony</i> )	M	5-9	180	Fr.	Peterborough, ON/Salisbury School (CT)
92	Michael Gomez	D	6-0	190	Fr.	Melville, NY/Half Hollow Hills East
99	Ryan Coulter ( <i>Cole-terr</i> )	M	5-11	185	Sr.	Dundas, ON/Culver Military

**Head Coach:** Dave Pietramala (19th season/Johns Hopkins '90)

**Associate Head Coach:** Bill Dwan (Johns Hopkins '91)

**Assistant Coaches:** Bobby Benson (Johns Hopkins '03), Larry Quinn (Johns Hopkins '85)

**Director of Lacrosse Operations:** Tim O'Branski (Salisbury '09)

**Captains:** Danny Jones, Kyle Marr, Forry Smith

2019 Johns Hopkins Lacrosse  
Johns Hopkins Game Results  
All games (as of Mar 16, 2019)

Date	Opponent	Score	Overall	Conf	Site	Att.	Goalie
Feb 09	at TOWSON	L	8-17	0-1-0	0-0-0	Towson, Md.	1509 Ryan Darby (0-1)
Feb 16	#2 LOYOLA	L	12-18	0-2-0	0-0-0	Baltimore, MD	4630 Ryan Darby (0-2)
Feb 23	at #10 North Carolina	W	11-10	1-2-0	0-0-0	Chapel Hill, N.C.	204 Ryan Darby (1-2)
Mar 02	at Princeton University	W	14-12	2-2-0	0-0-0	Princeton, NJ	1244 Ryan Darby (W, 2-2)
Mar 09	at #15 Syracuse	L	10-14	2-3-0	0-0-0	Syracuse, N.Y.	3950 Ryan Darby (2-3)
Mar 12	MOUNT ST. MARY'S	W	11-4	3-3-0	0-0-0	Baltimore, MD	685 Ryan Darby (3-3)
Mar 16	DELAWARE	W	12-10	4-3-0	0-0-0	Baltimore, MD	1194 Ryan Darby (4-3)

Team Record	W-L-T	Attendance	Dates	Total	Average
Overall:	4-3	Total:	7	13416	1917
Conference:	0-0	Home:	3	6509	2170
Home:	2-1	Away:	4	6907	1727
Away:	2-2	Neutral:	0	0	0
Neutral:	0-0				
Overtime:	0-0				

2019 Johns Hopkins Lacrosse  
Johns Hopkins Overall Team Statistics  
All games (as of Mar 16, 2019)

Overall: 4-3 Conf: 0-0 Home: 2-1 Away: 2-2 Neut: 0-0

TEAM STATISTICS	JHU	OPP
SHOT STATISTICS		
Goals-Shot attempts	78-289	85-285
Goals scored per game	11.14	12.14
Shot pct.	.270	.298
Shots on goal-Attempts	164-289	172-285
SOG pct.	.567	.604
Shots/Game	41.3	40.7
Assists	49	43
MAN-UP OPPORTUNITIES		
Goals-Opportunities	10-27	6-23
Conversion Percent	.370	.261
GOAL BREAKDOWN		
Total Goals	78	85
Man-up	10	6
Man-down	0	1
Unassisted	29	42
Overtime	0	0
Goals scored average	11.14	12.14
GROUND BALLS		
	209	231
TURNOVERS		
	113	106
CAUSED TURNOVERS		
	51	55
FACEOFFS (W-L)		
	99-184	85-184
Faceoff W-L Pct.	.538	.462
CLEARS		
	120-142	123-149
Clear Pct.	.845	.826
PENALTIES		
Number	29	27
Minutes	24:30	23:30
SHOT CLOCK VIOLATIONS		
	8	6
ATTENDANCE		
Total	6509	6907
Dates/Avg Per Date	3/2170	4/1727
Neutral Site #/Avg	0/0	

Goals by Period	1st	2nd	3rd	4th	Total
Johns Hopkins	24	16	17	21	78
Opponents	19	25	21	20	85

Saves by Period	1st	2nd	3rd	4th	Total
Johns Hopkins	18	28	28	13	87
Opponents	16	14	34	22	86

Shots by Period	1st	2nd	3rd	4th	Total
Johns Hopkins	76	63	75	75	289
Opponents	66	88	78	53	285

Shots on Goal	1st	2nd	3rd	4th	Total
Johns Hopkins	40	30	51	43	164
Opponents	37	53	49	33	172

2019 Johns Hopkins Lacrosse  
Johns Hopkins Overall Individual Statistics  
All games (as of Mar 16, 2019)

Overall: 4-3 Conf: 0-0 Home: 2-1 Away: 2-2 Neut: 0-0

##	Player	gp-gs	g	a	pts	sh	sh%	sog	sog%	up	dn	gb	t/o	ct	faceoff	pct	pen-min
32	Joey Epstein	7-7	15	8	23	50	.300	29	.580	1	0	11	14	2	-	-	2-2.5
13	Kyle Marr	7-7	15	6	21	56	.268	31	.554	5	0	13	11	6	-	-	2-1.5
14	Cole Williams	7-7	8	9	17	39	.205	17	.436	0	0	9	17	0	-	-	3-2.0
1	Brett Baskin	7-0	8	2	10	15	.533	12	.800	0	0	2	3	0	-	-	-
2	Alex Concannon	7-7	6	2	8	24	.250	10	.417	2	0	5	3	1	-	-	-
3	Connor DeSimone	7-7	1	7	8	16	.062	8	.500	0	0	6	6	0	-	-	2-2.0
4	Forry Smith	7-7	6	1	7	19	.316	15	.789	0	0	3	3	0	-	-	-
24	Jack Keogh	7-0	5	1	6	24	.208	12	.500	0	0	2	1	0	-	-	1-0.5
9	Matt Hubler	7-0	2	3	5	4	.500	3	.750	0	0	16	2	2	-	-	3-2.0
89	Taite Cattoni	4-0	3	1	4	10	.300	7	.700	1	0	2	4	0	-	-	-
19	Robert Kuhn	7-0	3	0	3	7	.429	4	.571	0	0	20	3	6	-	-	2-2.0
23	Daniel Jones	7-0	1	2	3	2	.500	1	.500	0	0	6	3	8	-	-	6-5.0
29	Evan Zinn	7-0	1	1	2	6	.167	4	.667	0	0	8	1	3	-	-	1-0.5
25	Kyle Prouty	6-0	1	1	2	2	.500	1	.500	0	0	17	5	0	46-74	.622	-
16	Owen Colwell	7-7	1	1	2	1	1.000	1	1.000	0	0	15	2	5	-	-	1-1.0
8	Patrick Foley	7-7	0	2	2	3	.000	2	.667	0	0	9	2	5	-	-	3-2.5
12	Luke Shilling	7-0	1	0	1	3	.333	2	.667	1	0	0	4	0	-	-	-
33	Matt Stagnitta	4-0	1	0	1	1	1.000	1	1.000	0	0	0	0	0	-	-	-
44	Jack Rapine	7-7	0	1	1	1	.000	1	1.000	0	0	12	5	7	-	-	1-1.0
39	Matt Narewski	7-0	0	1	1	1	.000	0	.000	0	0	29	5	1	53-107	.495	-
87	Jared Reinson	7-0	0	0	0	1	.000	1	1.000	0	0	8	0	5	-	-	-
37	Jake Lilly	4-0	0	0	0	1	.000	0	.000	0	0	0	0	0	-	-	-
36	Owen McManus	7-0	0	0	0	1	.000	0	.000	0	0	0	0	0	0-1	.000	-
31	Alexander Mabbett	4-0	0	0	0	1	.000	1	1.000	0	0	1	0	0	-	-	-
18	Jake Fox	2-0	0	0	0	1	.000	1	1.000	0	0	0	1	0	-	-	-
66	Weston Narewski	1-0	0	0	0	0	.000	0	.000	0	0	0	0	0	0-2	.000	-
50	Logan Blondell	3-0	0	0	0	0	.000	0	.000	0	0	0	0	0	-	-	2-2.0
40	Garrett Degnon	2-0	0	0	0	0	.000	0	.000	0	0	0	0	0	-	-	-
34	Brandon Shure	4-0	0	0	0	0	.000	0	.000	0	0	1	0	0	-	-	-
26	Jack Hawley	2-0	0	0	0	0	.000	0	.000	0	0	0	0	0	-	-	-
20	L. Capobianco-Hogan	1-0	0	0	0	0	.000	0	.000	0	0	0	0	0	-	-	-
17	Jacob Giacalone	1-0	0	0	0	0	.000	0	.000	0	0	0	0	0	-	-	-
15	Ryan Darby	7-7	0	0	0	0	.000	0	.000	0	0	14	3	0	-	-	-
11	Kyle DiPietro	2-0	0	0	0	0	.000	0	.000	0	0	0	0	0	-	-	-
6	Marc Pion	5-0	0	0	0	0	.000	0	.000	0	0	0	0	0	-	-	-
Total		7	78	49	127	289	.270	164	.567	10	0	209	113	51	99-184	.538	29-24.5
Opponents		7	85	43	128	285	.298	172	.604	6	1	231	106	55	85-184	.462	27-23.5

##	Goalie	gp-gs	min	ga	gaavg	saves	pct	w	l	t	shots faced
17	Jacob Giacalone	1-0	2:21	0	0.00	0	.000	0	0	0	0
15	Ryan Darby	7-7	417:39	85	12.21	87	.506	4	3	0	285
Total		7	420:00	85	12.14	87	.506	4	3	0	285
Opponents		7	420:00	78	11.14	86	.524	3	4	0	289

Goals by Period	1st	2nd	3rd	4th	Total
Johns Hopkins	24	16	17	21	78
Opponents	19	25	21	20	85

Saves by Period	1st	2nd	3rd	4th	Total
Johns Hopkins	18	28	28	13	87
Opponents	16	14	34	22	86

Shots by Period	1st	2nd	3rd	4th	Total
Johns Hopkins	76	63	75	75	289
Opponents	66	88	78	53	285

Attendance Summary	JHU	Opponent
Total	6509	6907
Dates/Avg Per Date	3/2170	4/1727
Neutral Site #/Avg	0/0	

Shots on Goal	1st	2nd	3rd	4th	Total
Johns Hopkins	40	30	51	43	164
Opponents	37	53	49	33	172

CLEARs: Johns Hopkins -- 120-142 .845, Opponents -- 123-149 .826.  
MAN-UP OPPS: Johns Hopkins -- 10-27 .370, Opponents -- 6-23 .261.



2019 Johns Hopkins Lacrosse  
Johns Hopkins Individual Season/Career Statistics  
All games (as of Mar 16, 2019)

SEASON

CAREER

#	Player	gp-gs	g	a	pts	sh	sh%	gw	up	dn	qb	t/o	ct	faceoff	pen-min	gp-gs	g	a	pts	sh	sh%	gw	up	dn	qb	t/o	ct	faceoff
32	Joey Epstein	7-7	15	8	23	50	.300	1	1	0	11	14	2	-	2-2.5 •	7-7	15	8	23	50	.300	1	1	0	11	14	2	-
13	Kyle Marr	7-7	15	6	21	56	.268	0	5	0	13	11	6	-	2-1.5 •	54-35	94	46	140	287	.328	5	18	0	66	51	11	-
14	Cole Williams	7-7	8	9	17	39	.205	0	0	0	9	17	0	-	3-2.0 •	39-24	49	27	76	203	.241	3	0	0	30	48	4	-
1	Brett Baskin	7-0	8	2	10	15	.533	1	0	0	2	3	0	-	- •	18-0	12	2	14	24	.500	1	0	0	3	3	0	-
2	Alex Concannon	7-7	6	2	8	24	.250	0	2	0	5	3	1	-	- •	38-12	19	19	38	69	.275	2	2	0	17	14	4	-
3	Connor DeSimone	7-7	1	7	8	16	.062	0	0	0	6	6	0	-	2-2.0 •	24-22	17	9	26	73	.233	1	1	0	26	15	1	-
4	Forry Smith	7-7	6	1	7	19	.316	1	0	0	3	3	0	-	- •	35-8	22	9	31	59	.373	3	2	0	23	10	1	-
24	Jack Keogh	7-0	5	1	6	24	.208	0	0	0	2	1	0	-	1-0.5 •	23-0	6	2	8	38	.158	0	0	0	3	6	1	-
9	Matt Hubler	7-0	2	3	5	4	.500	0	0	0	16	2	2	-	3-2.0 •	23-0	2	4	6	5	.400	0	0	0	28	2	2	-
89	Taite Cattoni	4-0	3	1	4	10	.300	0	1	0	2	4	0	-	- •	4-0	3	1	4	10	.300	0	1	0	2	4	0	-
19	Robert Kuhn	7-0	3	0	3	7	.429	0	0	0	20	3	6	-	2-2.0 •	54-0	12	6	18	40	.300	0	0	0	99	15	29	1-6
23	Daniel Jones	7-0	1	2	3	2	.500	0	0	0	6	3	8	-	6-5.0 •	39-0	1	4	5	2	.500	0	0	0	22	10	24	-
29	Evan Zinn	7-0	1	1	2	6	.167	0	0	0	8	1	3	-	1-0.5 •	7-0	1	1	2	6	.167	0	0	0	8	1	3	-
25	Kyle Prouty	6-0	1	1	2	2	.500	0	0	0	17	5	0	46-74	- •	18-0	1	1	2	3	.333	0	0	0	21	6	1	67-138
16	Owen Colwell	7-7	1	1	2	1	1.000	0	0	0	15	2	5	-	1-1.0 •	39-25	1	1	2	1	1.000	0	0	0	43	7	14	-
8	Patrick Foley	7-7	0	2	2	3	.000	0	0	0	9	2	5	-	3-2.5 •	39-38	3	2	5	16	.188	0	0	1	62	16	30	-
12	Luke Shilling	7-0	1	0	1	3	.333	1	1	0	0	4	0	-	- •	20-0	2	1	3	8	.250	1	2	0	0	5	0	-
33	Matt Stagnitta	4-0	1	0	1	1	1.000	0	0	0	0	0	0	-	- •	15-0	1	0	1	1	1.000	0	0	0	1	1	0	-
44	Jack Rapine	7-7	0	1	1	1	.000	0	0	0	12	5	7	-	1-1.0 •	39-39	0	2	2	2	.000	0	0	0	72	13	34	-
39	Matt Narewski	7-0	0	1	1	1	.000	0	0	0	29	5	1	53-107	- •	7-0	0	1	1	1	1.000	0	0	0	29	5	1	53-107
87	Jared Reinson	7-0	0	0	0	1	.000	0	0	0	8	0	5	-	- •	24-0	1	0	1	3	.333	0	0	0	26	1	7	0-7
37	Jake Lilly	4-0	0	0	0	1	.000	0	0	0	0	0	0	-	- •	4-0	0	0	0	1	.000	0	0	0	0	0	0	-
36	Owen McManus	7-0	0	0	0	1	.000	0	0	0	0	0	0	0-1	- •	7-0	0	0	0	1	.000	0	0	0	0	0	0	0-1
31	Alexander Mabbett	4-0	0	0	0	1	.000	0	0	0	1	0	0	-	- •	4-0	0	0	0	1	.000	0	0	0	1	0	0	-
18	Jake Fox	2-0	0	0	0	1	.000	0	0	0	0	1	0	-	- •	21-0	3	2	5	19	.158	0	1	0	5	7	0	-
66	Weston Narewski	1-0	0	0	0	0	.000	0	0	0	0	0	0	0-2	- •	1-0	0	0	0	0	.000	0	0	0	0	0	0	0-2
50	Logan Blondell	3-0	0	0	0	0	.000	0	0	0	0	0	0	-	2-2.0 •	3-0	0	0	0	0	.000	0	0	0	0	0	0	-
40	Garrett Degnon	2-0	0	0	0	0	.000	0	0	0	0	0	0	-	- •	2-0	0	0	0	0	.000	0	0	0	0	0	0	-
34	Brandon Shure	4-0	0	0	0	0	.000	0	0	0	1	0	0	-	- •	13-0	0	0	0	0	.000	0	0	0	2	0	0	-
26	Jack Hawley	2-0	0	0	0	0	.000	0	0	0	0	0	0	-	- •	2-0	0	0	0	0	.000	0	0	0	0	0	0	-
20	L. Capobianco-Hogan	1-0	0	0	0	0	.000	0	0	0	0	0	0	-	- •	2-0	0	0	0	0	.000	0	0	0	0	0	0	-
17	Jacob Giacalone	1-0	0	0	0	0	.000	0	0	0	0	0	0	-	- •	1-0	0	0	0	0	.000	0	0	0	0	0	0	-
15	Ryan Darby	7-7	0	0	0	0	.000	0	0	0	14	3	0	-	- •	8-7	0	0	0	0	.000	0	0	0	14	3	0	-
11	Kyle DiPietro	2-0	0	0	0	0	.000	0	0	0	0	0	0	-	- •	4-0	0	0	0	0	.000	0	0	0	0	0	0	-
6	Marc Pion	5-0	0	0	0	0	.000	0	0	0	0	0	0	-	- •	12-0	0	0	0	0	.000	0	0	0	0	0	0	-
Total		144	78	49	127	289	.270	4	10	0	209	113	51	99-184	29-24.5													
Opponents		144	85	43	128	285	.298	3	6	1	231	106	55	85-184	27-23.5													

#	Goalie	gp-gs	minutes	ga	qaavg	saves	pct	w	l	t	sho	l	w	t	sho
17	Jacob Giacalone	1-0	2:21	0	0.00	0	.000	0	0	0	0 •	0	0	0	0
15	Ryan Darby	7-7	417:39	85	12.21	87	.506	4	3	0	0 •	8-7	422:47	88	.503
Total		7	420:00	85	12.14	87	.506	4	3	0	0			4	3
Opponents		7	420:00	78	11.14	86	.524	3	4	0	0			3	0

2019 Johns Hopkins Lacrosse  
Johns Hopkins Game-by-Game Goals-Assists-Points  
All games (as of Mar 16, 2019)

Opponent	Date	Score	1	2	3	4	6	8	9	11	12	13	14
at TOWSON	Feb 09	8-17 L	BASKIN,BRE	CONCANNON,	DESMONE,C	SMITH,FORR	PION,MARC	FOLEY,PATR	HUBLER,MAT	DIPIETRO,K	SHILLING,L	MARR,KYLE	WILLIAMS,C
LOYOLA	Feb 16	12-18 L	1-1-2	0-1-1	0-1-1	0-0-0	DNP	0-0-0	0-1-1	0-0-0	0-0-0	1-0-1	1-3-4
at NC	Feb 23	11-10 W	1-0-1	0-0-0	0-0-0	1-0-1	DNP	0-0-0	1-0-1	DNP	0-0-0	2-1-3	0-2-2
at PRIN	Mar 02	14-12 W	3-0-3	1-1-2	0-1-1	0-0-0	0-0-0	0-1-1	0-2-2	DNP	0-0-0	2-0-2	3-1-4
at SU	Mar 09	10-14 L	0-1-1	2-0-2	0-1-1	1-1-2	0-0-0	0-0-0	1-0-1	DNP	0-0-0	2-1-3	1-0-1
MOUNT	Mar 12	11-4 W	2-0-2	2-0-2	0-0-0	1-0-1	0-0-0	0-1-1	0-0-0	DNP	1-0-1	0-1-1	0-0-0
DELAWARE	Mar 16	12-10 W	1-0-1	1-0-1	0-3-3	1-0-1	0-0-0	0-0-0	0-0-0	DNP	0-0-0	3-2-5	2-3-5

Opponent	Date	Score	15	16	17	18	19	20	23	24	25	26	29
at TOWSON	Feb 09	8-17 L	DARBY,RYAN	COLWELL,OW	GIACALONE,	FOX,JAKE	KUHN,ROBER	CAPOBIANCO	JONES,DANI	KEOGH,JACK	PROUTY,KYL	HAWLEY,JAC	ZINN,EVAN
LOYOLA	Feb 16	12-18 L	0-0-0	0-0-0	DNP	0-0-0	DNP	DNP	0-0-0	0-0-0	0-0-0	0-0-0	0-1-1
at NC	Feb 23	11-10 W	0-0-0	1-1-2	DNP	DNP	1-0-1	DNP	0-1-1	1-0-1	DNP	DNP	0-0-0
at PRIN	Mar 02	14-12 W	0-0-0	0-0-0	DNP	DNP	1-0-1	DNP	0-0-0	0-0-0	1-0-1	DNP	1-0-1
at SU	Mar 09	10-14 L	0-0-0	0-0-0	DNP	DNP	0-0-0	DNP	0-1-1	1-0-1	0-0-0	DNP	0-0-0
MOUNT	Mar 12	11-4 W	0-0-0	0-0-0	0-0-0	0-0-0	0-0-0	0-0-0	1-0-1	1-1-2	0-1-1	0-0-0	0-0-0
DELAWARE	Mar 16	12-10 W	0-0-0	0-0-0	DNP	DNP	0-0-0	DNP	0-0-0	1-0-1	0-0-0	DNP	0-0-0

Opponent	Date	Score	31	32	33	34	36	37	39	40	44	50	66
at TOWSON	Feb 09	8-17 L	MABBETT,AL	EPSTEIN,JO	STAGNITTA,	SHURE,BRAN	MCMANUS,OW	LILLY,JAKE	NAREWESKI,	DEGNON,GAR	RAPINE,JAC	BLONDELL,L	NAREWSKI,W
LOYOLA	Feb 16	12-18 L	DNP	3-3-6	0-0-0	DNP	0-0-0	DNP	0-1-1	DNP	0-0-0	0-0-0	DNP
at NC	Feb 23	11-10 W	DNP	2-2-4	DNP	DNP	0-0-0	DNP	0-0-0	DNP	0-1-1	DNP	DNP
at PRIN	Mar 02	14-12 W	DNP	2-1-3	DNP	0-0-0	0-0-0	DNP	0-0-0	DNP	0-0-0	DNP	DNP
at SU	Mar 09	10-14 L	0-0-0	2-0-2	DNP	0-0-0	0-0-0	0-0-0	0-0-0	DNP	0-0-0	DNP	DNP
MOUNT	Mar 12	11-4 W	0-0-0	3-1-4	0-0-0	0-0-0	0-0-0	0-0-0	0-0-0	0-0-0	0-0-0	0-0-0	DNP
DELAWARE	Mar 16	12-10 W	0-0-0	2-0-2	1-0-1	DNP	0-0-0	0-0-0	0-0-0	DNP	0-0-0	DNP	DNP

Opponent	Date	Score	87	89
at TOWSON	Feb 09	8-17 L	REINSON,JA	CATTONI,TA
LOYOLA	Feb 16	12-18 L	0-0-0	1-0-1
at NC	Feb 23	11-10 W	0-0-0	1-0-1
at PRIN	Mar 02	14-12 W	0-0-0	0-0-0
at SU	Mar 09	10-14 L	0-0-0	DNP
MOUNT	Mar 12	11-4 W	0-0-0	DNP
DELAWARE	Mar 16	12-10 W	0-0-0	DNP

2019 Johns Hopkins Lacrosse  
Johns Hopkins Team Game-by-Game  
All games (as of Mar 16, 2019)

TEAM STATISTICS

Date	Opponent	Score	G	A	Pts	Sh	Soq	UP	DN	GB	TO	CT	Faceoff	Pen-Min
Feb 09, 2019	TOWSON	8-17	8	6	14	34	18	1	0	18	19	6	7-28	4-2.5
Feb 16, 2019	LOYOLA	12-18	12	9	21	41	24	1	0	28	16	7	18-33	6-6.0
Feb 23, 2019	North Carolina	11-10	11	9	20	36	17	2	0	30	16	6	12-24	3-2.0
Mar 02, 2019	Princeton University	14-12	14	7	21	44	28	1	0	42	19	10	19-28	4-4.0
Mar 09, 2019	Syracuse	10-14	10	5	15	45	23	2	0	33	13	8	11-28	3-2.0
Mar 12, 2019	MOUNT ST. MARY'S	11-4	11	5	16	43	27	2	0	26	16	5	12-17	6-5.5
Mar 16, 2019	DELAWARE	12-10	12	8	20	46	27	1	0	32	14	9	20-26	3-2.5
		78-85	78	49	127	289	164	10	0	209	113	51	99-184	29-24.5
Opponent			85	43	128	285	172	6	1	231	106	55	85-184	27-23.5

TEAM PER-GAME

Games played: 7

Shots per game: 41.29; Goals per game: 11.14

Assists per game: 7.00; Points per game: 18.14

Shot pct: .270; SOG pct: .567

Faceoff W-L pct: .538; Clear pct.: 0.845

Date	Opponent	Score	Minutes	GA	GAAvg	Saves	Save%	W	L	T	Faced
Feb 09, 2019	TOWSON	8-17	60:00	17	17.00	15	.469	0	1	0	50
Feb 16, 2019	LOYOLA	12-18	60:00	18	17.50	11	.379	0	1	0	42
Feb 23, 2019	North Carolina	11-10	60:00	10	15.00	7	.412	1	0	0	35
Mar 02, 2019	Princeton University	14-12	60:00	12	14.25	13	.520	1	0	0	42
Mar 09, 2019	Syracuse	10-14	60:00	14	14.20	18	.562	0	1	0	48
Mar 12, 2019	MOUNT ST. MARY'S	11-4	60:00	4	12.50	12	.750	1	0	0	35
Mar 16, 2019	DELAWARE	12-10	60:00	10	12.14	11	.524	1	0	0	33
		78-85	420:00	85	12.14	87	.506	4	3	0	285
Opponent			420:00	78	12.14	86	.524	3	4	0	289

2019 Johns Hopkins Lacrosse  
Johns Hopkins Opponent Game-by-Game  
All games (as of Mar 16, 2019)

OPPONENT STATISTICS

Date	Opponent	Score	G	A	Pts	Sh	Sog	UP	DN	GB	TO	CT	Faceoff	Pen-Min
Feb 09, 2019	TOWSON	8-17	17	7	24	50	32	0	0	43	16	11	21-28	3-2.5
Feb 16, 2019	LOYOLA	12-18	18	8	26	42	29	1	0	31	13	7	15-33	4-3.0
Feb 23, 2019	North Carolina	11-10	10	4	14	35	17	0	0	34	18	3	12-24	6-5.0
Mar 02, 2019	Princeton University	14-12	12	8	20	42	25	2	0	38	18	15	9-28	3-2.0
Mar 09, 2019	Syracuse	10-14	14	8	22	48	32	2	0	36	15	5	17-28	2-2.0
Mar 12, 2019	MOUNT ST. MARY'S	11-4	4	2	6	35	16	0	0	22	15	7	5-17	6-6.0
Mar 16, 2019	DELAWARE	12-10	10	6	16	33	21	1	1	27	11	7	6-26	3-3.0
		85-78	85	43	128	285	172	6	1	231	106	55	85-184	27-23.5
Johns Hopkins			78	49	127	289	164	10	0	209	113	51	99-184	29-24.5

OPPONENT PER-GAME

Games played: 7

Shots per game: 40.71; Goals per game: 12.14

Assists per game: 6.14; Points per game: 18.29

Shot pct: .298; SOG pct: .604

Faceoff W-L pct: .462; Clear pct.: 0.845

Date	Opponent	Score	Minutes	GA	GAAvg	Saves	Save%	W	L	T	Faced
Feb 09, 2019	TOWSON	8-17	60:00	8	8.00	10	.556	1	0	0	34
Feb 16, 2019	LOYOLA	12-18	60:00	12	10.00	12	.500	1	0	0	41
Feb 23, 2019	North Carolina	11-10	60:00	11	10.33	6	.353	0	1	0	36
Mar 02, 2019	Princeton University	14-12	60:00	14	11.25	14	.500	0	1	0	44
Mar 09, 2019	Syracuse	10-14	60:00	10	11.00	13	.565	1	0	0	45
Mar 12, 2019	MOUNT ST. MARY'S	11-4	60:00	11	11.00	16	.593	0	1	0	43
Mar 16, 2019	DELAWARE	12-10	60:00	12	11.14	15	.556	0	1	0	46
		85-78	420:00	78	11.14	86	.524	3	4	0	289
Johns Hopkins			420:00	85	11.14	87	.506	4	3	0	285