



# JOHNS HOPKINS MEN'S LACROSSE

## - 2019 GAME NOTES -



**Game 7 | Mar. 16, 2019 | 1 pm | Homewood Field | Baltimore, MD**

 <p><b>#17 JOHNS HOPKINS BLUE JAYS</b></p> <p>Overall: 3-3   BIG: 0-0</p>	<p><b>Head Coach</b> Dave Pietramala - Johns Hopkins '90 Overall Record: 223-101 (.688) Record at Johns Hopkins: 200-84 (.704)</p>	<p><b>TV/Live Video</b> <b>Live Stats</b> TV _____ ESPN+ Video _____ WatchESPN Stats _____ HopkinsSports.com + Tape Delay (March 17 • 6 pm)</p> <p><b>Social Media</b> Twitter _____ @jhumenslacrosse _____ @HopkinsSports Instagram _____ @jhumenslax</p>
 <p><b>DELAWARE BLUE HENS</b></p> <p>Overall: 6-1   CAA: 0-0</p>	<p><b>Head Coach</b> Ben DeLuca - Cornell '88 Overall Record: 49-20 (.170) Record at Delaware: 12-9 (.571)</p>	

### JOHNS HOPKINS VS. DELAWARE

#### The Game

« Johns Hopkins (3-3) welcomes Delaware (6-1) to Homewood Field for the second of three straight home games for the Blue Jays.  
« Johns Hopkins is coming off an 11-4 win over Mount St. Mary's on Tuesday, March 12 that evened the Blue Jays' record at 3-3.

#### The Facts

« This is the 132nd season of Johns Hopkins men's lacrosse. JHU first fielded a team in 1883.  
« Johns Hopkins enters this week's game with an all-time record of 986-337-15.  
« JHU owns 44 national championships with nine NCAA titles, 29 USILA titles and six ILA crowns to its credit.

#### Flipping The Calendar to March

« This year's 1-2 record at the end of February may have had Blue Jay fans thinking back to last season. After starting the 2018 season 1-2, the Blue Jays proceeded to reel off five straight wins in the month of March to turn the 1-2 mark into a 6-2 record entering April.  
« Prior to last week's loss at Syracuse, Johns Hopkins had won eight consecutive games in the month of March dating back to 2017.  
« JHU is 14-5 in its last 19 games in the month of March dating back to the 2015 season.

#### Poll Position

« Johns Hopkins is ranked 17th in this week's USILA Coaches Poll and 17th in the Inside Lacrosse Media Poll. These are the two official in-season polls conducted throughout the regular season.  
« Delaware is listed as receiving votes in both the USILA Coaches Poll and the Inside Lacrosse Media Poll. Both complete polls can be found on page 10.

#### Series History

« This week's game will be the 11th game in a series that dates to a 19-6 Johns Hopkins win in 1980.  
« JHU leads the all-time series 10-0 and won last season's meeting, 14-8.  
« The Blue Jays have scored at least 14 goals in seven of the previous 10 meetings, while Delaware has scored more than eight just twice.

### 2019 JOHNS HOPKINS SCHEDULE & RESULTS

Feb.	9	@ Towson (LSN)	_____	L/8-17
	16	#2 Loyola (ESPN3)	_____	L/12-18
	23	@ #10 North Carolina (ACCEXtra)	_____	W/11-10
Mar.	2	@ Princeton (ESPN+)	_____	W/14-12
	9	@ #15 Syracuse (ACC Extra)	_____	L/10-14
	12	Mount St. Mary's (ESPN3)	_____	W/11-4
	16	Delaware (ESPN3)	_____	1 pm
	23	Virginia (ESPN3)	_____	6 pm
	30	@ Michigan (BTN) *	_____	3 pm
Apr.	6	Rutgers (Homecoming) (ESPN+)	_____	2 pm
	14	Ohio State (ESPN+)	_____	Noon
	21	@ Penn State (ESPN+)	_____	Noon
	27	@ Maryland (BTN) *	_____	7:30 pm
May	2	Big Ten Semifinals (@ Rutgers)		
	4	Big Ten Championship (@ Rutgers)		


\* Big Ten Game

### JOHNS HOPKINS ATHLETIC COMMUNICATIONS

**Director of Athletic Communications:** \_ Ernie Larossa  
Larossa Office Phone: \_\_\_\_\_ 410/516-0552  
Larossa Cell Phone: \_\_\_\_\_ 410/299-7437  
Larossa Fax: \_\_\_\_\_ 410/516-7482  
Larossa Email: \_\_\_\_\_ elarossa@jhu.edu  
**Asst. Director of Ath. Communications:** \_ Jill Guise  
Guise Office Phone \_\_\_\_\_ 410/516-0638  
**Athletic Communications Asst:** \_ Lauren Dellipoali  
Dellipoali Office Phone: \_\_\_\_\_ 410/516-0591  
**Coordinator of Digital Media:** \_ Matt Lawrence  
Lawrence Office Phone: \_\_\_\_\_ 410/516-3471  
**On the Web:** \_\_\_\_\_ www.HopkinsSports.com

#### Helmet Stickers

« Johns Hopkins will wear two stickers on the back of its helmets in 2019.  
« The old Houston Oiler logo with "RSO" is for Ralph S. O'Connor, a 1951 Johns Hopkins graduate, who passed away on December 30, 2018. O'Connor was a long-time supporter of the Blue Jay lacrosse program.  
« The football with "JM" is for Jim Margraff, the Blue Jays' highly-successful football coach who passed away suddenly on January 2, 2019. Margraff guided his 2018 team to the NCAA Semifinals and was named Division III National Coach of the Year just two weeks before he died.



**Things to Know - Delaware**

« Delaware comes to Homewood Field riding the crest of a two-game winning streak that has pushed the Blue Hens' record to 6-1. The 6-1 start is the best for Delaware since 2006, when UD won its first seven games.

« Throw out the loss to Villanova, when UD surrendered 17 goals, and Delaware has been as stingy as any team in the nation defensively. The Blue Hens have held their other six opponents to nine goals or less and have allowed a total of just 54 goals in seven games.

« The Blue Hens feature a talented offense with five proven scorers. Through just seven games, UD's top five scorers all have at least 10 goals and 15 points on the year

« UD does all the little things that add up to wins as the 'Hens are +25 in ground balls and have 66 caused turnovers in seven games and also rank seventh in the nation in clearing percentage (.882).

**Blue Hens to Watch**

**Matt DeLuca (Jr. • G)**

« Third-year starter in goal for the Blue Hens. DeLuca, who is not related to UD head coach **Ben DeLuca**, ranks 10th in school history in career saves (400).

« Enters this week's game ranked first in the nation in goals against average (7.53) and save percentage (.653).

**Charlie Kitchen (Jr. • A)**

« Leads the team in goals (17), assists (9) and points (26) through seven games and is a threat to shoot at any time as he's averaging more than nine shot per game.

« Has scored 82 goals with 37 assists for 119 points in 36 career games. Ranks seventh nationally among juniors in career goals and 11th in points and has scored at least one goal in 24 consecutive games. 24-game streak is tied for the third-longest active streak in the nation.

**Austin Haynes (Sr. • LSM)**

« One of the top long stick middies in the nation after earning First Team All-CAA honors as a junior last season and second team as a sophomore. « Disruptive player who totaled 26 caused turnovers and came up with 35 ground balls last season. Already has 16 CTs and 19 GBs this season to boost his career totals to 64 CTs and 126 GBs.

**Johns Hopkins and ESPNU**

Johns Hopkins enjoys an exclusive national television agreement with ESPNU. All Johns Hopkins home games air on the ESPN family of networks with a majority of the games airing on ESPNU.

Johns Hopkins is the only lacrosse program in the nation - men or women - with its own exclusive national television agreement.

**On This Date**

« This week's game against Delaware will be Johns Hopkins' eighth all-time game on March 16. The Blue Jays are 5-2 all-time on March 16.

« Included in the Blue Jays' 5-2 record on March 16 is a 9-8 come-from-behind win against then top-ranked Syracuse in 2002. Johns Hopkins trailed the Orange 7-4 entering the fourth quarter that day, but a 5-1 game-ending run lifted JHU to the win. The game-tying goal came with exactly two minutes remaining and was scored by current Blue Jay offensive coordinator **Bobby Benson**.

**For What It's Worth**

« This week's game will be JHU's seventh game of the season. Including Delaware, JHU's first seven opponents are a combined 28-16 (.636) through games of March 13.

**Road Warriors**

« Johns Hopkins returned home this week after playing four of its first five games on the road in 2019. The Blue Jays opened at Towson (Feb. 9), returned home to play Loyola (Feb. 16) and then played at North Carolina (Feb. 23), at Princeton (Mar. 2) and at Syracuse (Mar. 9) in succession.

« The three-game road trip is nothing new for Johns Hopkins. The Blue Jays also had three-game road swings in 2015, 2016 & 2017.

**Lending a Hand**

« Through six games, 41 of Johns Hopkins' 66 goals have been assisted ... that's 62.1%. By comparison, JHU collected assists on 62.3% of its goals last season.

« For the record, the last time Johns Hopkins assisted on better than 65% of its goals for an entire season was in 2003, when the Blue Jays totaled 151 assists on 224 goals (67.4%).

**Class Act**

« Johns Hopkins has scored 66 goals and collected 41 assists for 107 points through six games with a strong balance in the scoring breakdown among the four classes.

« Blue Jay seniors lead the way with 21 goals, while the team's juniors lead the way with 12 assists. The contribution of the freshman class has been strong as well with 17 goals and 11 assists in six games.

**Kuhn Wearing #19**

Senior **Robert Kuhn** will wear #19 this season after wearing #10 in 2017 and 2018. The number 19 was assigned to **Jeremy Huber** in the fall of 2014; less than two weeks prior to the start of what would have been Huber's freshman year in 2015, he passed away suddenly from complications from pneumonia. Hopkins kept Huber on its roster through last spring, when he would have been a senior and nobody else wore 19 from 2015-18.

After the 2018 season ended, head coach **Dave Pietramala** met with members of the senior class (Huber's classmates) and discussed issuing the number to a returning player in 2019 who best exemplified Huber. By a vote of the graduating seniors in 2018, Kuhn was selected to be the first player to wear #19 after Huber.

**Big Ten Standings (Mar. 13)**

	Big Ten Record	Overall Record	Streak
Ohio State	0-0	6-0	W6
Maryland	0-0	6-1	W1
Penn State	0-0	5-1	W2
Michigan	0-0	3-2	L1
Rutgers	0-0	4-3	L1
<b>Johns Hopkins</b>	<b>0-0</b>	<b>3-3</b>	<b>W1</b>

**This Week's Games**

**Delaware @ Johns Hopkins (Mar. 16)**

Rutgers @ Syracuse (Mar. 16)

Villanova @ Maryland (Mar. 16)

Michigan @ Marquette (Mar. 16)

Denver @ Ohio State (Mar. 16)



**Johns Hopkins' Key Personnel****Attackmen**

No.	Name	Yr.	Stats	Of Interest
12	Luke Shilling	So.	1g, 0a	1g, vs. MSM, EMO Specialist
13	Kyle Marr	Sr.	12g, 4a	5g, 1a vs. Loyola, needs nine goals for 100 in career
14	Cole Williams	Jr.	6g, 6a	3g, 1a @ Princeton, Needs three goals for 50 in career
32	Joey Epstein	Fr.	13g, 8a	3g, 3a vs. Loyola, at least 2 pts. in all 6 games, #1 incoming frosh by <i>Inside Lacrosse</i>

**Midfielders**

No.	Name	Yr.	Stats	Of Interest
1	Brett Baskin	So.	7g, 2a	First career hat trick @ Princeton, GWG at UNC, 1g, 1a vs. Loyola
2	Alex Concannon	Sr.	5g, 2a	2g @ Syracuse, 19 career assists is third among active players
3	Connor DeSimone	So.	1g, 4a	At least one point in 4-of-6 games, Only returning starter at midfield
4	Forry Smith	Jr.	5g, 1a	Tied career high with 2g vs. Towson, 20 goals, 8 assists in career
24	Jack Keogh	So.	4g, 1a	1g, 1a vs. MSM, game-opening goal in win at UNC, 1g @ Syracuse
29	Evan Zinn	Fr.	1g, 1a	1st career goal @ Princeton, #7 incoming freshman by <i>Inside Lacrosse</i>
31	Alexander Mabbett	Fr.	0g, 0a	Sharing time on 2nd midfield
37	Jake Lilly	Fr.	0g, 0a	Sharing time on 2nd midfield

**Defenseemen**

No.	Name	Yr.	Stats	Of Interest
8	Patrick Foley	Sr.	0g, 2a, 9 GBs, 3 CTs	4 GBs, 2 CTs in 11-10 win at UNC
16	Owen Colwell	Jr.	1g, 1a, 13 GBs, 3 CTs	7 GBs @ Princeton, 1g, 1a, 2 GBs, 1 CT in 11-10 win @ UNC
34	Brandon Shure	So.	0g, 0a, 1 GB	Man-down specialist
44	Jack Rapine	Jr.	0g, 1a, 11 GBs, 5 CTs	4 GBs vs. TU, 37 starts since 2017 - most among all players

**LSM**

No.	Name	Yr.	Stats	Of Interest
19	Robert Kuhn	Sr.	3g, 0a, 16 GBs, 6 CTs	T2nd on team in GBs, T2nd on team in CTs
87	Jared Reinson	So.	0g, 0a, 7 GBs, 5 CTs	Career-highs of 5 GBs, 3 CTs at Syracuse

**SSDM**

No.	Name	Yr.	Stats	Of Interest
9	Matt Hubler	Jr.	2g, 3a, 16 GBs, 2 CTs	2a @ Princeton, 1g @ Syracuse, T2nd on team in GBs
23	Danny Jones	Sr.	1g, 2a, 5 GBs, 7 CTs	Tied school record with 6 CTs @ Princeton
36	Owen McManus	Fr.	0g, 0a	Emerging as JHU's third SSDM

**Faceoffs.**

No.	Name	Yr.	Stats	Of Interest
25	Kyle Prouty	So.	29-of-51 (.569)	9-of-13 on FOs, w/ 2 GBs & 1st career goal @ Princeton, 11-of-12 vs. MSM
39	Matt Narewski	Fr.	50-of-104 (.481)	17-of-28 w/ 11 GBs, 1a vs. Loyola, 10-of-15 @ Princeton


**Goalie**

No.	Name	Yr.	Stats	Of Interest
7	Alex Gainey	Fr.		#8 incoming goalie by <i>Inside Lacrosse</i>
15	Ryan Darby	So.	14.58 GAA, .503 save %	Career-high 18 saves at Syracuse, 13 saves in win at Princeton
17	Jacob Giacalone	Jr.		

Visitors to Homewood Field are greeted by a statue commemorating former Johns Hopkins men's lacrosse coach and Director of Athletics Robert H. Scott. The statue, which was unveiled in October 2016, is positioned at the main campus entrance to the stadium.

Scott, who passed away on September 15, 2016, spent 20 years as the men's lacrosse coach at Johns Hopkins (1955-74) and guided the Blue Jays to seven national championships, including the program's first NCAA title in 1974. He continued to serve the University as the Director of Athletics until 1995.

Many Johns Hopkins teams wore patches on their uniforms in honor of Scott the year after he died; the men's lacrosse patches included seven stars to commemorate his seven national championships.



**Johns Hopkins Record When ...**

	In 2019	Under Petro	Curr. Streak
Overall:	3-3	200-84	W1
At home:	1-1	115-28	W1
On the road:	2-2	65-40	L1
At a neutral site:	0-0	20-16	L1
On artificial turf:	0-0	51-4	W2
On grass:	1-0	21-18	W2
On Sportexe / Fieldturf:	2-3	128-62	W1
During the day:	2-3	149-63	L1
At night:	1-0	51-21	W7
In overtime:	0-0	27-16	W1
In one-goal games:	1-0	55-26	W3
On television:	3-3	152-72	W1
In weekday games:	1-0	54-9	W3
On the weekend (Sat/Sun.):	2-3	146-75	L1
Against teams ranked 1-5:	0-1	34-38	L2
Against teams ranked 6-10:	1-0	37-21	W4
Against teams ranked 11-20:	0-1	52-16	L1
Against unranked teams:	2-1	77-9	W2
Leading after one quarter:	1-2	125-19	L1
Leading at the half:	1-1	150-11	W1
Leading after three quarters:	2-1	168-10	W1
Trailing after one quarter:	1-1	44-50	W1
Trailing at the half:	2-2	30-65	W2
Trailing after three quarters:	1-2	18-67	W1
Tied after one quarter:	1-0	31-15	W2
Tied at the half:	0-0	20-8	W2
Tied after three quarters:	0-0	14-8	W1
Scoring first:	2-3	139-35	L1
Opponent scores first:	1-0	61-49	W1
Scoring 10 or more goals:	3-2	164-28	W1
Scoring less than 10 goals:	0-1	36-56	L2
Allowing 10 or more goals:	2-3	39-66	L1
Allowing less than 10 goals:	1-0	161-18	W4
Getting more ground balls:	2-0	136-28	W2
Getting less ground balls:	1-3	54-52	L1
Ground balls equal:	0-0	9-4	W2
Winning more faceoffs:	2-1	135-41	W2
Opp. wins more faceoffs:	0-2	55-40	L3
Faceoffs equal:	1-0	10-4	W1

« The balance in scoring has been remarkable early in the season as each class has totaled at least 14 goals and 22 points through six games. Below is a breakdown of the team's scoring by class thus far.

	Goals	Assists	Points
<b>Freshmen</b>	17	11	28
<b>Sophomore</b>	14	8	22
<b>Juniors</b>	14	12	26
<b>Seniors</b>	21	10	31
<b>Totals</b>	<b>66</b>	<b>41</b>	<b>107</b>

**Non-Offensive Scoring**

« With the addition of a shot clock this season, the pace of play has quickened and has resulted in more transition lacrosse. This has resulted in more scoring for Johns Hopkins' non-offensive players.

« Through six games, non-offensive players (defensemen, long & short-stick defensive middies and faceoff specialists) have accumulated eight goals and 11 assists (19 points) for the Blue Jays.

« By comparison, in 17 games last season, the Blue Jays' non-offensive players totaled 10 goals and 7 assists (17 points).

« JHU's non-offensive players have combined for 16 points (7g, 9a) in the last four games.

They combined for three goals and three assists in the 11-10 win at North Carolina and the group came back with two goals and three assists in the 14-12 win at Princeton.

**JHU Scoring | (6 Games)****Non-Attackmen/Off. Middies**

Owen Colwell (D)	1g, 1a
Pat Foley (D)	0g, 2a
Matt Hubler (SSDM)	2g, 3a
Danny Jones (SSDM)	1g, 2a
Robert Kuhn (LSM)	3g, 0a
Matt Narewski (FO)	0g, 1a
Kyle Prouty (FO)	1g, 1a
Jack Rapine (D)	0g, 1a

**Total** \_\_\_\_\_ **8g, 11a**

**Against the CAA**

« This week's game against Delaware will be the 88th for the Blue Jays against a current member of the CAA.

« Johns Hopkins is 76-11 (.874) all-time against current CAA members and has played at least one game against five of the six teams in the league.

**Johns Hopkins All-Time vs. the CAA (current members)**

Delaware	10-0
Drexel	1-0
Fairfield	0-0
Hofstra	19-5
Massachusetts	5-0
Towson	41-6

**Winningest Program in College Lacrosse History**

« Johns Hopkins enters this week's game against Delaware with an all-time record of 985-337-15 to rank as the all-time winningest program in college lacrosse history.

« JHU is one of just seven schools with 700+ victories, one of just four with 800+ wins and one of two that has won 900 or more games.

« The seven schools with 700+ wins in Division I men's lacrosse history are listed below.

Rk.	School (2019 Record)	All-Time Record
1.	<b>Johns Hopkins (3-3)</b>	<b>986-337-15</b>
2.	Syracuse (3-2)	906-349-16
3.	Maryland (6-1)	828-272-4
4.	Navy (4-2)	802-359-14
5.	Army West Point (4-2)	790-390-7
6.	Hobart (4-1)	771-506-20
7.	Cornell (4-1)	763-483-27

**Pietramala Sixth in Wins Among Active Head Coaches**



« Johns Hopkins head coach **Dave Pietramala** enters this week's game ranked sixth among active Division I head coaches in career victories with 223.

« Including his time at Cornell, Pietramala sports a career record of 223-101 (.688). His mark at Johns Hopkins currently stands a 200-84 (.704).

#### Winningest Active Division I Coaches (Through Games of Mar. 13, 2019)

1. John Danowski (Duke) (6-1) \_\_\_\_\_ 405-195
2. Bill Tierney (Denver) (4-2) \_\_\_\_\_ 398-131
3. Mike Pressler (Bryant) (2-5) \_\_\_\_\_ 361-184
4. Kevin Corrigan (Notre Dame) (3-1) \_\_\_\_\_ 307-155
5. John Desko (Syracuse) (3-2) \_\_\_\_\_ 247-83
6. **Dave Pietramala (Johns Hopkins) (3-3) \_\_\_\_\_ 223-101**

#### In Case We Get There

« Johns Hopkins is 27-16 (.628) in overtime under the direction of head coach **Dave Pietramala**. JHU's last overtime game came in the first round of the 2018 NCAA Tournament, when the Blue Jays topped Georgetown, 10-9.

« Johns Hopkins has won seven of its last 10 overtime games.

#### One-Goal Wonders

« Including the 11-10 win at North Carolina, Johns Hopkins is 56-26 (.683) in one-goal games under head coach **Dave Pietramala**.

« The Blue Jays were 4-1 in one-goal games in 2018 and are 6-1 in their last seven one-goal games.

#### Blue Jays Top B1G Preseason Poll

« Johns Hopkins was the preseason favorite to claim the 2019 Big Ten title in a poll of the league's head coaches.

« JHU won the 2019 Big Ten Tournament title with a 13-10 victory over top-seeded Maryland. The tournament title was the second for Johns Hopkins, which also won the inaugural league crown in 2015.

#### The 2019 B1G Preseason Poll (2018 Record)

- 1 - **Johns Hopkins (12-5)**
- 2 - Maryland (14-4)
- 3 - Penn State (8-6)
- 4 - Ohio State (8-7)
- 5 - Rutgers (9-6)
- 6 - Michigan (8-6)

#### Pietramala Wins 200th at JHU

Johns Hopkins men's lacrosse coach **Dave Pietramala** picked up his 200th win at Johns Hopkins with the 11-4 victory over Mount St. Mary's on March 12. With that, he became the 17th coach in Division I history to win 200 games at one school. Below is a list of Division I coaches with 200+ wins at one school:

Bob Shillinglaw, Delaware (1979-2017) _____	310
Dick Garber, UMass (1955-90) _____	300
Kevin Corrigan, Notre Dame (1989-) _____	297
Roy Simmons, Jr., Syracuse (1971-98) _____	296
Dom Starsia, Virginia (1993-2016) _____	274
Carl Runk, Towson (1968-98) _____	262
Richie Moran, Cornell (1969-1997) _____	257
Roy Simmons, Sr., Syracuse (1931-70) _____	253
Jack Faber, Maryland (1928-63) * _____	251
John Desko, Syracuse (1999-) _____	247
Al Heagy, Maryland (1931-65) * _____	246
Sid Jamieson, Bucknell 91968-05) _____	242
Bill Tierney, Princeton (1988-2009) _____	238
Glenn Thiel, Penn State (1978-2010) _____	236
Howdy Myers, Hofstra (1950-75) _____	216
Greg Cannella, UMass (1995-) _____	210
<b>Dave Pietramala, Johns Hopkins (2001-) _</b>	<b>200</b>

*\* Faber & Heagy served as co-coaches at Maryland from 1931-63 and share 225 wins.*

#### Pronunciation Guide

- 1 Brett Baskin \_\_\_\_\_ Bass-kin
- 3 Connor DeSimone \_\_\_\_\_ Dee-sugh-moan
- 6 Marc Pion \_\_\_\_\_ Pee-ahn
- 9 Matt Hubler \_\_\_\_\_ Hugh-blurr
- 11 Kyle DiPietro \_\_\_\_\_ Dugh-pee-tro
- 17 Jacob Giacalone \_\_\_\_\_ Jack-alone
- 24 Jack Keogh \_\_\_\_\_ Key-oh
- 25 Kyle Prouty \_\_\_\_\_ Prowtee
- 27 Brady Keneally \_\_\_\_\_ Ca-kneel-eee
- 28 Jack Lyne \_\_\_\_\_ Line
- 31 Alexander Mabbett \_\_\_\_\_ Magh-bet
- 33 Matt Stagnitta \_\_\_\_\_ Stag-neat-ugh
- 34 Brandon Shure \_\_\_\_\_ Sure
- 39 Matt Narewski \_\_\_\_\_ Nugh-rew-ski
- 40 Garrett Degnon \_\_\_\_\_ Deg-non
- 44 Jack Rapine \_\_\_\_\_ Ray-pine
- 46 Spencer Sande \_\_\_\_\_ Sandy
- 50 Logan Blondell \_\_\_\_\_ Blon-dell
- 66 Weston Narewski \_\_\_\_\_ Nugh-rew-ski
- 87 Jared Reinson \_\_\_\_\_ Rhine-son
- 89 Taite Cattoni \_\_\_\_\_ Tate - Cugh-tony
- 99 Ryan Coulter \_\_\_\_\_ Cole-terr

**Brett Baskin (So. | A) #1**

« Ranks fourth on the team in scoring with seven goals and two assists through six games.

« Tallied one goal and one assist against second-ranked Loyola.

« Scored what proved to be the game-winning goal in JHU's 11-10 win at 10th-ranked North Carolina.

« Tallied first career hat trick to lift JHU past Princeton, 14-12. Two of the three goals came during a 5-0 JHU run that turned a 9-7 deficit into a 12-9 lead.

« Added an assist at Syracuse and scored twice in the 11-4 win over Mount St. Mary's.

**Taite Cattoni (Fr. | M) #89**

« Played on JHU's second midfield in the first four games of the season before being lost for the season due to an injury.

« Scored first career goal early in the third quarter against the Towson. One of three freshmen to record a point against Towson.

« Tallied once against second-ranked Loyola and came back with one goal and one assist at 10th-ranked North Carolina.

« Younger brother of former Blue Jay midfielder Holden Cattoni.

**Owen Colwell (Jr. | D) #16**

« Has started all six games on close defense and has one goal, one assist, 13 ground balls and three caused turnovers.

« Had one GB and one CT at Towson in season opener and added a GB against second-ranked Loyola.

« Scored one goal and added one assist, two ground balls and one caused turnover in JHU's 11-10 win at 10th-ranked North Carolina.

« Grabbed a career-high seven ground balls in the 14-12 win over Princeton.

« Has started all 23 games since the start of the 2018 season.

**Alex Concannon (Sr. | M) #2**

« Ranks fifth on the team in scoring with five goals and two assists for seven points in six games.

« Tallied one assist against second-ranked Loyola.

« Added one goal and one assist in the 14-12 win at Princeton. Goal vs. the Tigers was the seventh in a 7-1 run that turned a 9-7 deficit into a 14-10 lead.

« Scored twice in the 14-10 loss at Syracuse with both goals coming during game-opening 5-1 run.

« Made it two straight multi-goal games with a two-goal effort against Mount St. Mary's.

« Has played in 37 games with 10 starts in his career and has 18 goals and 19 assists to his credit.

« Third among active players with 19 career assists.

**Ryan Darby (So. | G) #15**

« In first season as a starter and has a 12.58 goals against average and a .503 save percentage.

« In the last four games, boasts a 10.10 goals against average and a .556 save percentage.

« Made first career start in goal in the season

opener at Towson. Totaled 15 saves and allowed 17 goals against the Tigers.

« 15 saves against Towson are most by a JHU goalie in first career start since Brian Carcatera had 16 at Princeton in 1997.

« Posted 11 saves against second-ranked Loyola and came back with seven saves in 11-10 win at 10th-ranked North Carolina to secure his first career victory.

« Totaled 13 saves in a 14-12 win at Princeton.

« Punched up a career-high 18 saves in a 14-10 loss at Syracuse.

« Registered 12 saves and allowed just four goals in 57:39 against Mount St. Mary's.

**Connor DeSimone (So. | M) #3**

« Has started 21 of 23 career games.

« Tied for seventh on the team in scoring with one goal and four assists in six games.

« Totaled one goal and one assist in the opener at Towson. This marked the seventh multi-point game of his career.

« Chipped in one assist against second-ranked Loyola, Princeton and Syracuse.

**Kyle DiPietro (So. | SSDM) #11**

« Saw most significant playing time of his career in season opener at Towson and also played against second-ranked Loyola.

**Joey Epstein (Fr. | A) #32**

« Leads the team in goals (13), assists (8) and points (21).

« Has registered at least two points in each of the first six games this season.

« Started on attack in season opener at Towson.

« First freshman to start the season opener on attack at Johns Hopkins since Kyle Barrie and Peter LeSueur both started the opener against defending national champion Princeton in 2002. The third starter on attack for the Blue Jays that day? Current JHU offensive coordinator Bobby Benson.

« Tallied one goal and one assist against Towson in the season opener.

« Big Ten Freshman of the Week after notching three goals and three assists against second-ranked Loyola. The six-point effort is the first for a JHU freshman since Shack Stanwick had six against Syracuse in the 2015 NCAA Quarterfinals.

« Came back with a two-goal, two-assist effort in 11-10 win at 10th-ranked North Carolina. Scored JHU's 10th goal and assisted on game-winner against the Tar Heels.

« Totaled two goals and one assist in a 14-12 win at Princeton. Both goals came during a 7-1 run that turned a 9-7 deficit into a 14-10 lead.

« Scored two goals in a 14-10 loss at Syracuse and added second career hat trick and one assist in the 11-4 win over Mount St. Mary's.

**Patrick Foley (Sr. | D) #8**

« Third-year starter on close defense who has two assists, nine ground balls and three assists in six games.

« Fueled JHU's 11-10 win at 10th-ranked North Carolina with four GBs and two CTs while

holding the Tar Heels' leading scorer off the scoresheet.

« Had one assist and two ground balls in a 14-12 win at Princeton.

« Third Team USILA All-American and Second Team All-Big Ten selection last season.

« Has played in 38 games with 37 starts in his career and has three goals, two assists, 62 ground balls and 28 caused turnovers to his credit.

**Matt Hubler (Jr. | SSDM) #9**

« One of JHU's top two short stick defensive midfielders.

« Tied for seventh on the team in scoring with two goals and three assists and also has 16 GBs and 2 CTs.

« Five points this season are already more than any JHU defenseman, LSM or SSDM had in 2018.

« 16 GBs this season are already more than any JHU SSDM had in 2018.

« Totaled three ground balls and one caused turnover in the season opener against Towson.

« Added one assist, four ground balls and one caused turnover against second-ranked Loyola.

« Scored one goal and added two GBs in 11-10 win at 10th-ranked North Carolina.

« Had three ground balls and two assists in a 14-12 win at Princeton. Both assists came during a 7-1 run that turned a 9-7 deficit into a 14-10 lead.

« Scored once and added two ground balls in a 14-10 loss at Syracuse.

**Danny Jones (Sr. | SSDM) #23**

« Co-captain.

« Has one goal, two assists, five ground balls and a team-high seven caused turnovers on the year.

« Named to USILA Team of the Week after tying the JHU record with six CTs while adding three GBs in a 14-12 win at Princeton. Tied CT record originally set by Michael Pellegrino in the 2015 Big Ten Championship game against Ohio State.

« Scored first career goal and added one CT in 11-4 win over Mount St. Mary's.

« Has played in 38 career games and counts one goal, four assists, 21 ground balls and 23 caused turnovers to his credit.

« Set a school record for non-long sticks with 14 caused turnovers in 2018.

« Ranks 14th in school history - and fourth among short stick players - with 23 career CTs.

**Jack Keogh (So. | M) #24**

« Has played on JHU's second midfield in first six games and has played in 22 of 23 games since arriving at JHU in 2018.

« Scored once against Towson and added game-opening goal in 11-10 win at 10th-ranked North Carolina.

« Added one goal at Syracuse and first multi-point game of his career with one goal and one assist vs. Mount St. Mary's.

« Now has career totals of five goals and two assists.

**Robert Kuhn (Sr. | LSM) #19**

« Fourth-year regular at LSM.

« Has played in 53 career games and counts 12 goals, six assists, 95 ground balls and 29 caused turnovers to his credit.

« Scored once and had four ground balls and one caused turnover against second-ranked Loyola.

« Scored once and added five GBs and one CT in 11-10 win at 10th-ranked North Carolina.

« Scored once and had two GBs and one CT in a 14-12 win at Princeton. Goal against the Tigers came during a 5-0 run that turned a 9-7 deficit into a 12-9 lead.

« Totaled four ground balls and one caused turnover in 11-4 win over Mount St. Mary's.

#### **Kyle Marr (Sr. | A) #13**

« Co-captain.

« Named to the Tewaaraton Watch List.

« Selected in the fifth round of the 2019 MLL Draft by the Denver Outlaws (45th overall).

« Second on the team in goals (12) and points (16).

« Scored once against Towson in season opener and added five goals and one assist against second-ranked Loyola.

« Tallied twice and added an assist in 11-10 win at 10th-ranked North Carolina. Two goals against the 'Heels turned a 7-6 deficit into an 8-7 lead the Blue Jays never relinquished.

« Scored first two JHU goals in a 14-12 come-from-behind win at Princeton and added two goals and one assist at Syracuse.

« Has 91 goals and 44 assists for 135 points in his career.

« Tied for 28th in school history in career goals.

« Father, Scott, is the head coach at Albany and played at JHU with current Blue Jay coach Dave Pietramala.

#### **Matt Narewski (Fr. | FO) #39**

« Is 50-of-104 (.481) on faceoffs with a team-high 28 ground balls through six games.

« Solid in a three-game span against Loyola, North Carolina and Princeton as he was 39-of-67 (.582) on faceoffs with 21 ground balls in those three

« Made career debut at Towson and won 3-of-11 faceoffs with one ground ball.

« Enjoyed a strong outing against then second-ranked Loyola as he won 17-of-28 faceoffs and added 11 ground balls and one assist.

« Won 12-of-24 faceoffs with one GB in 11-10 win at 10th-ranked North Carolina.

« Fueled 14-12 win at Princeton as he was 10-of-15 on faceoffs with nine ground balls.

#### **Kyle Prouty (So. | FO) #25**

« Is 29-of-51 (.569) on faceoffs with one goal, one assist and eight ground balls to his credit.

« Has sparkled in the last three games as he is 24-of-32 (.750) with one goal, one assist and seven ground balls.

« Won 4-of-14 faceoffs and had one ground ball in the season opener at Towson and was 1-of-5 against second-ranked Loyola.

« Ignited JHU's 14-12 come-from-behind win at Princeton as he was 9-of-13 on faceoffs with one goal and two ground balls. Goal against the Tigers was the first goal in a 5-0 run that turned a 9-7 deficit into a 12-9 lead.

« Was 4-of-7 with one ground ball in a 14-10 loss at Syracuse and came back to go 11-of-12 with four ground balls and one assist in the 11-4 win over Mount St. Mary's.

#### **Jack Rapine (Jr. | D) #44**

« Has started all 38 games since arriving at JHU in 2017.

« Totaled a team-high four ground balls in the season opener at Towson and added one ground ball and one caused turnover against second-ranked Loyola.

« Tallied one assist and one ground ball in 11-10 win at 10th-ranked North Carolina.

« Added two ground balls and two caused turnovers in a 14-12 come-from-behind win at Princeton, one ground ball and one caused turnover in a 14-10 loss at Syracuse and two GBs and one CT in 11-4 win over Mount St. Mary's.

#### **Jared Reinson (So. | LSM) #87**

« Has played in all 23 games as JHU's number two long stick middle since the start of the 2018 season.

« Has seven ground balls and five caused turnovers on the year.

« Totaled a career-high five ground balls and a personal-best three caused turnovers in a 14-10 loss at Syracuse.

#### **Forry Smith (Jr. | A/M) #4**

« Co-captain.

« Tied fifth on the team with five goals in six games.

« Started on JHU's first midfield at Towson and scored a team-high two goals and added one goal in the win at 10th-ranked North Carolina, another in the 14-10 loss at Syracuse and one against Mount St. Mary's.

« Has played in 34 career games with seven starts and has 21 goals and nine assists to his credit.

#### **Cole Williams (Jr. | A) #14**

« Ranks third on the team in points (12), second in assists (6) and fourth in goals (6)

« Tallied one goal and a team-high three assists for four points in the season opener at Towson and added one goal against second-ranked Loyola.

« Totaled two assists and a pair of GBs in 11-10 win at 10th-ranked North Carolina.

« Tallied first hat trick of the season with three goals and one assist in a 14-12 win at Princeton. Scored twice against the Tigers during a 9-3 run that turned a 7-5 third-quarter deficit into a 14-10 lead.

« Has played in 38 games with 23 starts (all 23 games since the start of the 2018 season) and has 47 goals and 24 assists for 71 points in his career.

### **Streaks-n-Stuff**

#### **Current Point-Scoring Streaks**

Kyle Marr	21 games
Joey Epstein	6 games
Brett Baskin	5 games
Alex Concannon	3 games
Forry Smith	2 games
Danny Jones	2 games
Jack Keogh	2 games

#### **Current Goal-Scoring Streaks**

Joey Epstein	6 games
Alex Concannon	3 games
Jack Keogh	2 games

#### **Current Assist Streaks**

Kyle Marr	2 games
-----------	---------

### **Miscellaneous Statistics**

Hat Tricks	2019	Career
Brett Baskin	1	1
Alex Concannon	0	1
Connor DeSimone	0	2
Joey Epstein	2	2
Kyle Marr	1	13
Cole Williams	1	8

Multi-Goal Games	2018	Career
Brett Baskin	2	3
Alex Concannon	2	5
Connor DeSimone	0	5
Joey Epstein	5	5
Robert Kuhn	0	1
Kyle Marr	4	28
Forry Smith	1	6
Cole Williams	1	13

Multi-Assist Games	2018	Career
Alex Concannon	0	3
Joey Epstein	2	2
Matt Hubler	1	1
Kyle Marr	0	11
Cole Williams	2	4

Multi-Point Games	2018	Career
Brett Baskin	3	4
Taite Cattoni	1	1
Owen Colwell	1	1
Alex Concannon	3	9
Connor DeSimone	1	7
Joey Epstein	6	6
Jake Fox	0	1
Matt Hubler	1	1
Jack Keogh	1	1
Robert Kuhn	0	1
Kyle Marr	4	35
Forry Smith	2	9
Cole Williams	3	16

## Individual Player Career Highs

Attackmen | Midfielders | Defenders (Scoring + Miscellaneous)

No.	Name	Goals	Assists	Points	Miscellaneous/Notes
1	Brett Baskin	3, @ Princeton (2019)	1, Twice	3, @ Princeton (2019)	
2	Alex Concannon	3, @ Syracuse (2018)	3, @ Ohio State-2 (2017)	5, @ Syracuse (2018)	
3	Connor DeSimone	3, Twice	1, Four Times	3, Twice	
4	Forry Smith	2, Six Times	1, Nine Times	3, Three Times	
8	Patrick Foley	1, Three Times	1, @ Princeton, MSM (2019)	1, Five Times	4 GBs vs. UNC (2016), 2 CTs vs. UNC (2016)
9	Matt Hubler	1, @ #10 UNC (2019)	2, @ Princeton (2019)	2, @ Princeton (2019)	
12	Luke Shilling	1, vs. OSU (2018), MSM (2019)	1, vs. Maryland-1 (2018)	1, Three times	
13	Kyle Marr	6, vs. Virginia (2017)	6, vs. Michigan (2017)	9, vs. Michigan (2017)	10 games with 5+ points
14	Cole Williams	5, vs. Maryland-2 (2018)	2, @ #10 UNC (2019)	6, Twice	
16	Owen Colwell	1, @ #10 UNC (2019)	1, @ #10 UNC (2019)	2, @ #10 UNC (2019)	7 GBs @ Princeton (2019)
18	Jake Fox	1, Three Times	1, Twice	2, vs. Duke (2018)	
19	Robert Kuhn	2, vs. Syracuse (2017)	1, Six Times	2, vs. Syracuse (2017)	7 GBs vs. Penn St. (2017) 2 CTs, Three times
23	Danny Jones	1, vs. MSM (2019)	1, Four Times	1, Five Times	6 CTs @ Princeton (2019)
24	Jack Keogh	1, Fiv Teimes	1, vs. Duke (2018), MSM (2019)	2, vs. MSM (2019)	
29	Evan Zinn	1, @ Princeotn (2019)	1, @ Towson (2019)	1, Twice	
32	Joey Epstein	3, vs #2 Loyola (2019)	3, vs. #2 Loyola (2019)	6, vs. #2 Loyola (2019)	
44	Jack Rapine		1, Twice	1, Twice	5 GBs @ Princeton (2017) 3 CTs, Twice
87	Jared Reinson	1, @ Loyola (2018)		1, @ Loyola (2018)	5 GBs @SU ('19), 3 CTs @SU ('19)
89	Taite Cattoni	1, Three Times	1, @ #10 UNC (2019)	2, @ #10 UNC (2019)	
Faceoff Specialists					
No.	Name	Faceoffs Won	Faceoff Attempts	GBs	Miscellaneous/Notes
25	Kyle Prouty	11, vs. MSM (2019)	13, @ Princeton (2019)	2, Twice	1g vs. PU ('19), 1a vs. MSM ('19)
39	Matt Narewski	17, vs. #2 Loyola (2019)	28, vs. #2 Loyola (2018)	11, vs. #2 Loyola (2018)	1a, vs. #2 Loyola
Goalies					
No.	Name	Saves-1	Saves-2	Saves-3	Miscellaneous/Notes
25	Ryan Darby	18 @ Syracuse (2019)	15, @ Towson (2019)	13, @ Princeton (2019)	

## JHU MLax and the Friends of Jaclyn

The Johns Hopkins men's lacrosse team is partnered with the Friends of Jaclyn Foundation (FOJ). This is the third time the Blue Jays have partnered with FOJ.

The Blue Jays "adopted" **Connor Durgin** on October 7, 2015 and he has been a fixture at games and other team events since then. He took part in the pregame meeting with officials and team captains when the Blue Jays hosted Syracuse on March 19, 2016 and made the trip to Penn State a month later and made the Blue Jays' call on the coin toss (tails), which JHU won.

Durgin also took part in the pregame schedule against Penn State in 2017 and Ohio State during the 2018 season.

The Friends of Jaclyn Foundation's mission is to improve the quality of life for children battling pediatric brain tumors and other childhood cancers and to raise awareness through the Adopt-a-Child, Safe on the Sidelines and Guardian Angel Programs. FOJ does this by pairing the afflicted child and their siblings with local high school and college sports teams.





The Last Time Johns Hopkins ...

Scored 20 or more goals

22, vs. Marist (5-14-2005)

Scored 15 or more goals

15, @ #10 Virginia (3-24-2018)

Scored 15 or more goals in back-to-back games

16, vs. Princeton (3-3-2018)

18, @ #7 Syracuse (3-10-2018)

Totaled 30 or more points

33 (19g, 14a), vs. Michigan (4-22-2017)

Allowed 15 or more goals

18, vs. #2 Loyola (2-16-2019)

Allowed 15 or more goals in back-to-back games

17, @ Towson (2-9-2019)

18, vs. #2 Loyola (2-16-2019)

Allowed 15 or more goals and won

17, #15 Virginia (3-25-2017)

Won 20 or more faceoffs

20 (20-of-26), vs. Delaware (3-17-2018)

Grabbed 50 or more ground balls

77, vs. St. Joe's (4-21-1999)

Grabbed 60 or more ground balls

77, vs. St. Joe's (4-21-1999)

Grabbed 70 or more ground balls

77, vs. St. Joe's (4-21-1999)

Took 50 or more shots

52, @ Virginia (3-24-2018)

Took 60 or more shots

62, vs. #15 Virginia (3-25-2017)

Took 70 or more shots

83, vs. St. Joe's (4-21-1999)

Took 80 or more shots

83, vs. St. Joe's (4-21-1999)

Scored five or more extra-man goals

5 (5-of-5), vs. Michigan (4-22-2017)

Scored a man-down goal

Patrick Foley @ #4 Brown (5-14-2016)

Scored a man-down goal in back-to-back games

Zach Palmer (Towson) & John Kaestner (Michigan) (2-16/23-2013)

Allowed five or more extra-man goals

5 (5-of-7), vs. #8 UMass (5-21-2005)

Allowed a man-down goal

Austin Seiple, Ohio State (4-7-2018)

Held an opponent scoreless for a half:

Mount St, Mary's (1st half) (4-14-2014)

Held an opponent scoreless for two straight Qtrs.:

UMBC (2nd & 3rd Qtrs.) (3-13-2018)

Held an opponent scoreless for three straight Qtrs.:

Manhattan (1-3 Qtrs.) (3-6-2012)

Held an opponent scoreless for 1st three Qtrs:

Manhattan (1-3 Qtrs.) (3-6-2012)

Held an opponent scoreless for 30 or more cons. min:

38:05, vs. UMBC (3-13-2018)

Held an opponent scoreless for 40 or more cons. min:

44:56, @ Mount St. Mary's (4-14-2014)

Held an opponent scoreless for 50 or more cons. min:

60:00, vs. Manhattan (3-6-2012)

Posted a shutout:

Manhattan (W/11-0) (3-6-2012)

Held an opponent shotless for a quarter:

2nd Qtr. @ #12 Princeton (3-2-2012)

Came from behind to win

vs. Mount St. Maryland -

Trailed as late as 2-1/2nd Qtr-Won 11-4 (3-12-19)

Came from two goals down to win

vs. Mount St. Maryland -

Trailed as late as 2-0/1st Qtr-Won 11-4 (3-12-19)

Came from three goals down to win

vs. Georgetown -

Trailed as late as 9-6/4th Qtr-Won 10-9 (OT) (5-13-18)

Came from four goals down to win

vs. Georgetown -

Trailed as late as 8-4/3rd Qtr-Won 10-9 (OT) (5-13-18)

Came from five goals down to win

vs. Georgetown -

Trailed as late as 8-3/3rd Qtr-Won 10-9 (OT) (5-13-18)

Came from six goals down to win

@ Virginia -

Trailed as late as 9-3/3rd Qtr - Won 15-13 (3-24-18)

Came from seven goals down to win

@ Virginia -

Trailed as late as 9-2/3rd Qtr - Won 15-13 (3-24-18)

Won a game with a goal in the final min. of regulation

vs. Ohio State -

Alex Concannon goal with :11.3 left -

Won 6-5 (5-3-18)

Blew a lead and lost

@ #15 Syracuse

Led as late as 9-8 in 4th qtr. -

Lost 14-10 (3-9-2019)

Blew a two-goal lead and lost

@ #15 Syracuse

Led as late as 5-3 in 2nd qtr. -

Lost 14-10 (3-9-2019)

Blew a three-goal lead and lost

@ #15 Syracuse

Led as late as 5-2 in 1st qtr. -

Lost 14-10 (3-9-2019)

Blew a three-goal lead in back-to-back games and lost

@ #1 Syracuse -

Led 5-2 in 2nd qtr. - Lost 13-10 (3-14-2015)

vs. #7 Virginia -

Led 6-3 in 2nd qtr. - Lost 16-15 (OT) (3-21-2015)

Blew a four-goal lead and lost

@ #15 Syracuse

Led 5-1 in 1st qtr. -

Lost 14-10 (3-9-2019)

Blew a five-goal lead and lost

vs. Navy -

Led 5-0 in 2nd quarter - Lost 9-8 in OT (4-24-2010)

Blew a six-goal lead and lost

vs. #4 Syracuse -

Led 8-2 in 2nd Q - Lost 15-14 (3-15-2003)

The Last Time a Johns Hopkins Player ...

Scored 5 or more goals

5, Kyle Marr vs. #2 Loyola (2-16-2019)

Scored 5 or more goals in a Quarter

5, Kyle Marr vs. #12 Georgetown (4th Q) (5-13-2018)

Score 5 or more goals in back-to-back games

Kyle Marr vs. #15 Virginia (6) and

vs. #7 Rutgers (5) (2017)

Scored 6 or more goals

6, Kyle Marr vs. #15 Virginia (3-31-2017)

Scored 7 or more goals

8, Ryan Brown @ #3 Maryland (4-25-2015)

Scored 8 or more goals

8, Ryan Brown @ #3 Maryland (4-25-2015)

Dished out 4 or more assists

4, Shack Stanwick

vs. #12 Georgetown (5-13-2018)

Had two players dish out 4 or more assists

4, Shack Stanwick & Cole Williams

@ Rutgers (4-1-2018)

Dished out 5 or more assists

5, Shack Stanwick vs. Delaware (3-17-2018)

Dished out 5 or more assists in back-to-back Games

Wells Stanwick vs. Ohio State (5) &

Towson (5) (2-9 & 2-15-2014)

Dished out 6 or more assists

6, Kyle Marr vs. Michigan (4-22-2017)

Dished out 7 or more assists

8, Dave Marr vs. Navy (4-19-1996)

Dished out 8 or more assists

8, Dave Marr vs. Navy (4-19-1996)

Had five players with 4 or more points

S. Stanwick (4), R. Brown (4), W. Dismuke (4)

C. Radziewicz (4), H. Cattoni (4)

@ Michigan (4-23-16)

Totaled 5 or more points in back-to-back games

Kyle Marr vs. #2 Maryland (5) &

vs. #12 Gtown (7) (2018)

Totaled 5 or more points in three straight games

Shack Stanwick vs. # 10 N. Carolina (7),

vs. Princeton (5) & vs. #6 Towson (7) (2-28 - 3-12-16)

Had three players with 5 or more points

Shack Stanwick (5), Cole Williams (5)

Alex Concannon (5) @ #7 Syracuse (3-10-2018)

Totaled 6 or more points

6, Kyle Marr (5g, 1a) vs. #2 Loyola (2-16-19)

6, Joey Epstein (3g, 3a) vs. #2 Loyola (2-16-19)

Totaled 6 or more points in back-to-back games

Shack Stanwick vs. UMBC (7) and

vs. Delaware (7) (2018)

Had two players with 6 or more points

6, Kyle Marr (5g, 1a) vs. #2 Loyola (2-16-19)

6, Joey Epstein (3g, 3a) vs. #2 Loyola (2-16-19)

Totaled 7 or more points

7, Kyle Marr (5g, 2a) vs. #12 Georgetown (5-13-18)

Totaled 7 or more points in back-to-back games

Shack Stanwick vs. UMBC (7) and

vs. Delaware (7) (2018)

Totaled 8 or more points

9, Kyle Marr (3g, 6a) vs. Michigan (4-22-17)

Totaled 9 or more points

9, Kyle Marr (3g, 6a) vs. Michigan (4-22-17)

Totaled 10 or more points

11 (5g, 6a), Dan Denihan vs. #10 Towson (5-2-1999)

Totaled 11 points

11 (5g, 6a), Dan Denihan vs. #10 Towson (5-2-1999)

Scored three or more extra-man goals

4, Patrick Fraser vs. #18 Princeton (2-28-2015)

Scored an overtime goal

Shack Stanwick vs. #12 Georgetown (5-13-2018)

Grabbed 14 or more ground balls

14, Hunter Moreland vs. Princeton (3-3-2018)

Won 15 or more faceoffs

17, Matt Narewski vs. #2 Loyola (2-16-2019)

Won 15 or more faceoffs in back-to-back games

Hunter Moreland vs. Delaware (20),

@ Virginia (3-17/3-24-18)

Won 15 or more faceoffs in three straight games

Hunter Moreland vs. North Carolina (18),

vs. Princeton (20), @ #7 Syracuse (17) (2-23/3-10-18)

Won 20 or more faceoffs

20, Hunter Moreland vs. Delaware (3-17-2018)

Registered 20 or more saves

20, Pierce Bassett vs. #8 Loyola (5-8-2010)

**JHU's History in the USILA Poll**

Total Weeks: \_\_\_\_\_ 480  
 Total Weeks at #1: \_\_\_\_\_ 103  
 Weeks in top 5: \_\_\_\_\_ 306  
 Weeks in top 10: \_\_\_\_\_ 420  
 Weeks in top 20: \_\_\_\_\_ 474

Consecutive at #1: \_\_\_\_\_ 14 (4/12/04-5/9/05)  
 Most Consecutive in top 5: \_\_\_\_\_ 129  
 \_\_\_\_\_ (3/19/73-3/23/87)  
 Most Consecutive in top 10: \_\_\_\_\_ 157  
 \_\_\_\_\_ (3/19/73-3/25/90)  
 Most Consecutive 1 in top 20: \_\_\_\_\_ 363  
 (3/19/73-4/18/2010)

**Weeks Ranked - By Ranking**  
**(Through Poll of March 11, 2019)**

Rank _____	Polls _____
1st _____	103
2nd _____	72
3rd _____	58
4th _____	41
5th _____	32
6th _____	37
7th _____	26
8th _____	21
9th _____	21
10th _____	12
11th _____	15
12th _____	5
13th _____	5
14th _____	7
15th _____	4
16th _____	2
17th _____	7
18th _____	2
19th _____	4
RV _____	6

*The Johns Hopkins office of Athletic Communications uses the USILA Coaches Poll to reflect JHU's official national ranking. This poll predates all other lacrosse polls and provides the longest-running consistent national ranking system. This does not imply that the USILA Poll is in any way more official, but for historical purposes it provides the most consistency.*

**USILA Coaches Poll (3-11-19)**

1. Penn State (12)	6-1 _____	385
2. Duke (3)	6-1 _____	365
3. Yale (4)	3-1 _____	357
4. Cornell 91)	4-1 _____	334
5. Towson	5-1 _____	316
6. Maryland	6-1 _____	301
7. Notre Dame	3-1 _____	274
8. Ohio State	6-0 _____	260
9. Loyola Maryland	4-2 _____	255
10. Denver	4-2 _____	198
11. Virginia	4-2 _____	197
12. High Point	6-1 _____	187
13. Syracuse	3-2 _____	180
14. Georgetown	6-1 _____	121
15. North Carolina	4-2 _____	86
16. Rutgers	4-2 _____	64
17. Johns Hopkins	2-3 _____	55
18. Army West Point	4-2 _____	54
19. Villanova	3-3 _____	37
20. Lehigh	3-3 _____	33

**Others Receiving Votes:** UMass, Richmond, Navy, Colgate, Hobart, Penn, Princeton, Delaware, Drexel, Albany

**Johns Hopkins Week-by-Week in the**  
**USILA Coaches Poll**

Preseason _____	7th
Feb. 11 _____	15th
Feb. 18 _____	RV
Feb. 25 _____	18th
Mar. 2 _____	17th
Mar. 9 _____	17th

**Inside Lacrosse Media Poll (3-11-19)**

1. Penn State (14)	6-1 _____	517
2. Duke (5)	6-1 _____	496
3. Cornell (3)	4-1 _____	471
4. Yale (4)	3-1 _____	446
5. Towson	5-1 _____	418
6. Maryland (1)	6-1 _____	408
7. Notre Dame	3-1 _____	380
8. Loyola Maryland	4-2 _____	359
9. Ohio State	6-0 _____	358
10. High Point	6-1 _____	290
11. Denver	4-2 _____	273
12. Virginia	4-2 _____	250
13. Syracuse	3-2 _____	217
14. Georgetown	6-1 _____	191
15. Rutgers	4-2 _____	122
16. Lehigh	3-3 _____	70
17. Johns Hopkins	2-3 _____	52
18. Army West Point	4-2 _____	48
19. Colgate	3-2 _____	47
20. Penn	2-3 _____	41

**Others Receiving Votes:** Richmond, Villanova, Navy, North Carolina, Hobart, Princeton, Delaware, UMass, Boston University

**Johns Hopkins Week-by-Week in the**  
**Inside Lacrosse Media Poll**

Preseason _____	7th
Feb. 11 _____	17th
Feb. 18 _____	RV
Feb. 25 _____	18th
Mar. 2 _____	18th
Mar. 9 _____	17th

## 2019 Johns Hopkins Men's Lacrosse Roster

No	Name	Pos.	Ht.	Wt.	Yr.	Hometown/High School (Previous College)
1	Brett Baskin ( <i>Bass-kin</i> )	A	6-0	165	So.	Plymouth Meeting, PA/La Salle College High
2	Alex Concannon	M	5-5	165	Sr.	Syosset, NY/Syosset
3	Connor DeSimone ( <i>Dee-sugh-moan</i> )	M	5-11	200	So.	St. James, NY/Smithtown East
4	Forry Smith	A	6-2	195	Jr.	Schwenksville, PA/Haverford
5	Jake Calnan	D	6-0	215	Fr.	Norwell, MA/Phillips Exeter Academy
6	Marc Pion ( <i>pee-ahn</i> )	M	6-0	200	Jr.	Montréal, QC/IMG Academy (Harvard)
7	Alex Gainey	G	6-3	195	Fr.	Westwood, MA/St. Sebastians School
8	Patrick Foley	D	6-1	185	Sr.	Winchester, MA/St. John's Prep
9	Matt Hubler ( <i>Hugh-blurr</i> )	M	5-10	200	Jr.	Rumson, NJ/Lawrenceville
11	Kyle DiPietro ( <i>Dugh-pee-tro</i> )	M	6-2	185	So.	Lutherville, MD/St. Paul's
12	Luke Shilling	A	5-10	160	So.	Towson, MD/Boys' Latin
13	Kyle Marr	A	5-11	185	Sr.	Clifton Park, NY/Shenendehowa, Hill Academy
14	Cole Williams	A	6-5	210	Jr.	Marriottsville, MD/Loyola
15	Ryan Darby	G	5-9	175	So.	Plano, TX/Plano West
16	Owen Colwell	D	6-2	205	Jr.	Westfield, NJ/Westfield
17	Jacob Giacalone ( <i>Jack-a-loan</i> )	G	6-0	195	Jr.	Lake Ronkonkoma, NY/Sachem
18	Jake Fox	A	6-3	220	Sr.	Ottawa, ON/Hill Academy
19	Robert Kuhn	LSM	5-11	205	Sr.	Moorestown, NJ/Moorestown
20	Lucas Capobianco-Hogan	D	6-0	205	So.	Mount Sinai, NY/Mount Sinai
23	Danny Jones	M	5-8	170	Sr.	Baldwin, NY/St. Anthony's
24	Jack Keogh ( <i>Key-oh</i> )	A	5-9	180	So.	Manhasset, NY/Manhasset
25	Kyle Prouty ( <i>Prowtee</i> )	M/FO	5-11	185	So.	New Egypt, NJ/New Egypt
26	Jack Hawley	M	5-10	155	Fr.	Bethpage, NY/St. Anthony's
27	Brady Keneally ( <i>Ca-kneel-ee</i> )	D	6-3	160	Fr.	St. James, NY/St. Anthony's
28	Jack Lyne ( <i>Line</i> )	LSM	6-4	215	Jr.	Concord, MA/Middlesex
29	Evan Zinn	M	6-3	200	Fr.	Westport, CT/Staples
31	Alexander Mabbett ( <i>Magh-bet</i> )	M	6-4	215	Fr.	Victor, NY/Victor
32	Joey Epstein	A	5-11	185	Fr.	Bethesda, MD/Landon
33	Matt Stagnitta ( <i>Stag-neat-ugh</i> )	M	5-10	175	Jr.	Skillman, NJ/Montgomery
34	Brandon Shure ( <i>Sure</i> )	D	6-1	205	So.	Brookeville, MD/McDonogh
35	Paul Steel	D	6-1	205	Jr.	Washington, DC/Bullis
36	Owen McManus	M	6-0	195	Fr.	Idlewylde, MD/Friends School
37	Jake Lilly	M	6-4	205	Fr.	Arnold, MD/Severn School
39	Matt Narewski ( <i>Nugh-rew-ski</i> )	M/FO	6-3	195	Fr.	Wrentham, MA/New Hampton School
40	Garrett Degnon ( <i>Deg-non</i> )	M	6-4	210	Fr.	Harwood, MD/DeMatha
44	Jack Rapine ( <i>Ray-pine</i> )	D	6-1	205	Jr.	Ambler, PA/Upper Dublin
46	Spencer Sande ( <i>Sandy</i> )	M/FO	6-0	175	Fr.	Minneapolis, MN/Academy of Holy Angels
50	Logan Blondell ( <i>Blon-dell</i> )	LSM	6-4	210	Fr.	Center Valley, PA/Southern Lehigh
51	Zach Ernst	M	6-1	205	Jr.	Clermont, FL/East Ridge
66	Weston Narewski ( <i>Nugh-rew-ski</i> )	M/FO	6-0	200	So.	Wrentham, MA/New Hampton School
87	Jared Reinson ( <i>Rhine-son</i> )	LSM	6-1	205	So.	Princeton, NJ/Montgomery
89	Taite Cattoni ( <i>Cugh-tony</i> )	M	5-9	180	Fr.	Peterborough, ON/Salisbury School (CT)
92	Michael Gomez	D	6-0	190	Fr.	Melville, NY/Half Hollow Hills East
99	Ryan Coulter ( <i>Cole-terr</i> )	M	5-11	185	Sr.	Dundas, ON/Culver Military

**Head Coach:** Dave Pietramala (19th season/Johns Hopkins '90)

**Associate Head Coach:** Bill Dwan (Johns Hopkins '91)

**Assistant Coaches:** Bobby Benson (Johns Hopkins '03), Larry Quinn (Johns Hopkins '85)

**Director of Lacrosse Operations:** Tim O'Branski (Salisbury '09)

**Captains:** Danny Jones, Kyle Marr, Forry Smith

2019 Johns Hopkins Lacrosse  
Johns Hopkins Game Results  
All games (as of Mar 13, 2019)

Date	Opponent		Score	Overall	Conf	Site	Att.	Goalie
Feb 09	at TOWSON	L	8-17	0-1-0	0-0-0	Towson, Md.	1509	Ryan Darby (0-1)
Feb 16	#2 LOYOLA	L	12-18	0-2-0	0-0-0	Baltimore, MD	4630	Ryan Darby (0-2)
Feb 23	at #10 North Carolina	W	11-10	1-2-0	0-0-0	Chapel Hill, N.C.	204	Ryan Darby (1-2)
Mar 02	at Princeton University	W	14-12	2-2-0	0-0-0	Princeton, NJ	1244	Ryan Darby (W, 2-2)
Mar 09	at #15 Syracuse	L	10-14	2-3-0	0-0-0	Syracuse, N.Y.	3950	Ryan Darby (2-3)
Mar 12	MOUNT ST. MARY'S	W	11-4	3-3-0	0-0-0	Baltimore, MD	685	Ryan Darby (3-3)

Team Record	W-L-T	Attendance	Dates	Total	Average
Overall:	3-3	Total:	6	12222	2037
Conference:	0-0	Home:	2	5315	2658
Home:	1-1	Away:	4	6907	1727
Away:	2-2	Neutral:	0	0	0
Neutral:	0-0				
Overtime:	0-0				



2019 Johns Hopkins Lacrosse  
Johns Hopkins Overall Team Statistics  
All games (as of Mar 13, 2019)

Overall: 3-3 Conf: 0-0 Home: 1-1 Away: 2-2 Neut: 0-0

TEAM STATISTICS	JHU	OPP
SHOT STATISTICS		
Goals-Shot attempts	66-243	75-252
Goals scored per game	11.00	12.50
Shot pct.	.272	.298
Shots on goal-Attempts	137-243	151-252
SOG pct.	.564	.599
Shots/Game	40.5	42.0
Assists	41	37
MAN-UP OPPORTUNITIES		
Goals-Opportunities	9-24	5-20
Conversion Percent	.375	.250
GOAL BREAKDOWN		
Total Goals	66	75
Man-up	9	5
Man-down	0	0
Unassisted	25	38
Overtime	0	0
Goals scored average	11.00	12.50
GROUND BALLS		
	177	204
TURNOVERS		
	99	95
CAUSED TURNOVERS		
	42	48
FACEOFFS (W-L)		
Faceoff W-L Pct.	.500	.500
CLEARS		
Clear Pct.	.820	.824
PENALTIES		
Number	26	24
Minutes	22:00	20:30
SHOT CLOCK VIOLATIONS		
	6	6
ATTENDANCE		
Total	5315	6907
Dates/Avg Per Date	2/2658	4/1727
Neutral Site #/Avg	0/0	

Goals by Period	1st	2nd	3rd	4th	Total
Johns Hopkins	19	14	16	17	66
Opponents	17	23	18	17	75

Saves by Period	1st	2nd	3rd	4th	Total
Johns Hopkins	14	25	25	12	76
Opponents	14	11	28	18	71

Shots by Period	1st	2nd	3rd	4th	Total
Johns Hopkins	66	54	64	59	243
Opponents	58	79	67	48	252

Shots on Goal	1st	2nd	3rd	4th	Total
Johns Hopkins	33	25	44	35	137
Opponents	31	48	43	29	151

2019 Johns Hopkins Lacrosse  
Johns Hopkins Overall Individual Statistics  
All games (as of Mar 13, 2019)

Overall: 3-3 Conf: 0-0 Home: 1-1 Away: 2-2 Neut: 0-0

##	Player	gp-gs	g	a	pts	sh	sh%	sog	sog%	up	dn	gb	t/o	ct	faceoff	pct	pen-min
32	Joey Epstein	6-6	13	8	21	43	.302	24	.558	1	0	11	11	2	-	-	2-2.5
13	Kyle Marr	6-6	12	4	16	44	.273	25	.568	4	0	12	11	5	-	-	2-1.5
14	Cole Williams	6-6	6	6	12	33	.182	13	.394	0	0	8	15	0	-	-	2-1.0
1	Brett Baskin	6-0	7	2	9	11	.636	9	.818	0	0	1	3	0	-	-	-
2	Alex Concannon	6-6	5	2	7	19	.263	8	.421	2	0	4	2	0	-	-	-
4	Forry Smith	6-6	5	1	6	18	.278	14	.778	0	0	1	3	0	-	-	-
24	Jack Keogh	6-0	4	1	5	18	.222	9	.500	0	0	1	1	0	-	-	1-0.5
9	Matt Hubler	6-0	2	3	5	4	.500	3	.750	0	0	16	1	2	-	-	3-2.0
3	Connor DeSimone	6-6	1	4	5	14	.071	7	.500	0	0	6	5	0	-	-	2-2.0
89	Taite Cattoni	4-0	3	1	4	10	.300	7	.700	1	0	2	4	0	-	-	-
19	Robert Kuhn	6-0	3	0	3	7	.429	4	.571	0	0	16	3	6	-	-	2-2.0
23	Daniel Jones	6-0	1	2	3	2	.500	1	.500	0	0	5	3	7	-	-	5-4.0
29	Evan Zinn	6-0	1	1	2	5	.200	4	.800	0	0	5	1	3	-	-	-
25	Kyle Prouty	5-0	1	1	2	2	.500	1	.500	0	0	8	1	0	29-51	.569	-
16	Owen Colwell	6-6	1	1	2	1	1.000	1	1.000	0	0	13	2	3	-	-	1-1.0
8	Patrick Foley	6-6	0	2	2	3	.000	2	.667	0	0	9	2	3	-	-	3-2.5
12	Luke Shilling	6-0	1	0	1	3	.333	2	.667	1	0	0	4	0	-	-	-
44	Jack Rapine	6-6	0	1	1	1	.000	1	1.000	0	0	11	5	5	-	-	1-1.0
39	Matt Narewski	6-0	0	1	1	1	.000	0	.000	0	0	28	5	1	50-104	.481	-
87	Jared Reinson	6-0	0	0	0	1	.000	1	1.000	0	0	7	0	5	-	-	-
37	Jake Lilly	3-0	0	0	0	1	.000	0	.000	0	0	0	0	0	-	-	-
36	Owen McManus	6-0	0	0	0	1	.000	0	.000	0	0	0	0	0	0-1	.000	-
18	Jake Fox	2-0	0	0	0	1	.000	1	1.000	0	0	0	1	0	-	-	-
66	Weston Narewski	1-0	0	0	0	0	.000	0	.000	0	0	0	0	0	0-2	.000	-
50	Logan Blondell	3-0	0	0	0	0	.000	0	.000	0	0	0	0	0	-	-	2-2.0
40	Garrett Degnon	2-0	0	0	0	0	.000	0	.000	0	0	0	0	0	-	-	-
34	Brandon Shure	4-0	0	0	0	0	.000	0	.000	0	0	1	0	0	-	-	-
33	Matt Stagnitta	3-0	0	0	0	0	.000	0	.000	0	0	0	0	0	-	-	-
31	Alexander Mabbett	3-0	0	0	0	0	.000	0	.000	0	0	1	0	0	-	-	-
26	Jack Hawley	2-0	0	0	0	0	.000	0	.000	0	0	0	0	0	-	-	-
20	L. Capobianco-Hogan	1-0	0	0	0	0	.000	0	.000	0	0	0	0	0	-	-	-
17	Jacob Giacalone	1-0	0	0	0	0	.000	0	.000	0	0	0	0	0	-	-	-
15	Ryan Darby	6-6	0	0	0	0	.000	0	.000	0	0	11	3	0	-	-	-
11	Kyle DiPietro	2-0	0	0	0	0	.000	0	.000	0	0	0	0	0	-	-	-
6	Marc Pion	4-0	0	0	0	0	.000	0	.000	0	0	0	0	0	-	-	-
Total		6	66	41	107	243	.272	137	.564	9	0	177	99	42	79-158	.500	26-22.0
Opponents		6	75	37	112	252	.298	151	.599	5	0	204	95	48	79-158	.500	24-20.5

##	Goalie	gp-gs	min	ga	gaavg	saves	pct	w	l	t	shots faced
17	Jacob Giacalone	1-0	2:21	0	0.00	0	.000	0	0	0	0
15	Ryan Darby	6-6	357:39	75	12.58	76	.503	3	3	0	252
Total		6	360:00	75	12.50	76	.503	3	3	0	252
Opponents		6	360:00	66	11.00	71	.518	3	3	0	243

Goals by Period	1st	2nd	3rd	4th	Total
Johns Hopkins	19	14	16	17	66
Opponents	17	23	18	17	75

Saves by Period	1st	2nd	3rd	4th	Total
Johns Hopkins	14	25	25	12	76
Opponents	14	11	28	18	71

Shots by Period	1st	2nd	3rd	4th	Total
Johns Hopkins	66	54	64	59	243
Opponents	58	79	67	48	252

Attendance Summary	JHU	Opponent
Total	5315	6907
Dates/Avg Per Date	2/2658	4/1727
Neutral Site #/Avg	0/0	

Shots on Goal	1st	2nd	3rd	4th	Total
Johns Hopkins	33	25	44	35	137
Opponents	31	48	43	29	151

CLEARs: Johns Hopkins -- 100-122 .820, Opponents -- 103-125 .824.  
MAN-UP OPPS: Johns Hopkins -- 9-24 .375, Opponents -- 5-20 .250.

2019 Johns Hopkins Lacrosse  
Johns Hopkins Individual Season/Career Statistics  
All games (as of Mar 13, 2019)

SEASON

CAREER

##	Player	gp-gs	g	a	pts	sh	sh%	gw	up	dn	qb	t/o	ct	faceoff	pen-min	gp-gs	g	a	pts	sh	sh%	gw	up	dn	qb	t/o	ct	faceoff
32	Joey Epstein	6-6	13	8	21	43	.302	1	1	0	11	11	2	-	2-2.5 •	6-6	13	8	21	43	.302	1	1	0	11	11	2	-
13	Kyle Marr	6-6	12	4	16	44	.273	0	4	0	12	11	5	-	2-1.5 •	53-34	91	44	135	275	.331	5	17	0	65	51	10	-
14	Cole Williams	6-6	6	6	12	33	.182	0	0	0	8	15	0	-	2-1.0 •	38-23	47	24	71	197	.239	3	0	0	29	46	4	-
1	Brett Baskin	6-0	7	2	9	11	.636	1	0	0	1	3	0	-	-	17-0	11	2	13	20	.550	1	0	0	2	3	0	-
2	Alex Cannon	6-6	5	2	7	19	.263	0	2	0	4	2	0	-	-	37-11	18	19	37	64	.281	2	2	0	16	13	3	-
4	Fory Smith	6-6	5	1	6	18	.278	0	0	0	1	3	0	-	-	34-7	21	9	30	58	.362	2	2	0	21	10	1	-
24	Jack Keogh	6-0	4	1	5	18	.222	0	0	0	1	1	0	-	1-0.5 •	22-0	5	2	7	32	.156	0	0	0	2	6	1	-
9	Matt Hubler	6-0	2	3	5	4	.500	0	0	0	16	1	2	-	3-2.0 •	22-0	2	4	6	5	.400	0	0	0	28	1	2	-
3	Connor DeSimone	6-6	1	4	5	14	.071	0	0	0	6	5	0	-	2-2.0 •	23-21	17	6	23	71	.239	1	1	0	26	14	1	-
89	Taite Cattoni	4-0	3	1	4	10	.300	0	1	0	2	4	0	-	-	4-0	3	1	4	10	.300	0	1	0	2	4	0	-
19	Robert Kuhn	6-0	3	0	3	7	.429	0	0	0	16	3	6	-	2-2.0 •	53-0	12	6	18	40	.300	0	0	0	95	15	29	1-6
23	Daniel Jones	6-0	1	2	3	2	.500	0	0	0	5	3	7	-	5-4.0 •	38-0	1	4	5	2	.500	0	0	0	21	10	23	-
29	Evan Zinn	6-0	1	1	2	5	.200	0	0	0	5	1	3	-	-	6-0	1	1	2	5	.200	0	0	0	5	1	3	-
25	Kyle Prouty	5-0	1	1	2	2	.500	0	0	0	8	1	0	29-51	-	17-0	1	1	2	3	.333	0	0	0	12	2	1	50-115
16	Owen Colwell	6-6	1	1	2	1	1.000	0	0	0	13	2	3	-	1-1.0 •	38-24	1	1	2	1	1.000	0	0	0	41	7	12	-
8	Patrick Foley	6-6	0	2	2	3	.000	0	0	0	9	2	3	-	3-2.5 •	38-37	3	2	5	16	.188	0	0	1	62	16	28	-
12	Luke Shilling	6-0	1	0	1	3	.333	1	1	0	0	4	0	-	-	19-0	2	1	3	8	.250	1	2	0	0	5	0	-
44	Jack Rapine	6-6	0	1	1	1	1.000	0	0	0	11	5	5	-	1-1.0 •	38-38	0	2	2	2	.000	0	0	0	71	13	32	-
39	Matt Narewski	6-0	0	1	1	1	1.000	0	0	0	28	5	1	50-104	-	6-0	0	1	1	1	1.000	0	0	0	28	5	1	50-104
87	Jared Reinson	6-0	0	0	0	1	1.000	0	0	0	7	0	5	-	-	23-0	1	0	1	3	.333	0	0	0	25	1	7	0-7
37	Jake Lilly	3-0	0	0	0	1	1.000	0	0	0	0	0	0	-	-	3-0	0	0	0	1	.000	0	0	0	0	0	0	-
36	Owen McManus	6-0	0	0	0	1	1.000	0	0	0	0	0	0	0-1	-	6-0	0	0	0	1	.000	0	0	0	0	0	0	0-1
18	Jake Fox	2-0	0	0	0	1	1.000	0	0	0	0	1	0	-	-	21-0	3	2	5	19	.158	0	1	0	5	7	0	-
66	Weston Narewski	1-0	0	0	0	0	.000	0	0	0	0	0	0	0-2	-	1-0	0	0	0	0	.000	0	0	0	0	0	0	0-2
50	Logan Blondell	3-0	0	0	0	0	.000	0	0	0	0	0	0	-	2-2.0 •	3-0	0	0	0	0	.000	0	0	0	0	0	0	-
40	Garrett Degnon	2-0	0	0	0	0	.000	0	0	0	0	0	0	-	-	2-0	0	0	0	0	.000	0	0	0	0	0	0	-
34	Brandon Shure	4-0	0	0	0	0	.000	0	0	0	1	0	0	-	-	13-0	0	0	0	0	.000	0	0	0	2	0	0	-
33	Matt Stagnitta	3-0	0	0	0	0	.000	0	0	0	0	0	0	-	-	14-0	0	0	0	0	.000	0	0	0	1	1	0	-
31	Alexander Mabbett	3-0	0	0	0	0	.000	0	0	0	1	0	0	-	-	3-0	0	0	0	0	.000	0	0	0	1	0	0	-
26	Jack Hawley	2-0	0	0	0	0	.000	0	0	0	0	0	0	-	-	2-0	0	0	0	0	.000	0	0	0	0	0	0	-
20	L. Capobianco-Hogan	1-0	0	0	0	0	.000	0	0	0	0	0	0	-	-	2-0	0	0	0	0	.000	0	0	0	0	0	0	-
17	Jacob Giacalone	1-0	0	0	0	0	.000	0	0	0	0	0	0	-	-	1-0	0	0	0	0	.000	0	0	0	0	0	0	-
15	Ryan Darby	6-6	0	0	0	0	.000	0	0	0	11	3	0	-	-	7-6	0	0	0	0	.000	0	0	0	11	3	0	-
11	Kyle DiPietro	2-0	0	0	0	0	.000	0	0	0	0	0	0	-	-	4-0	0	0	0	0	.000	0	0	0	0	0	0	-
6	Marc Pion	4-0	0	0	0	0	.000	0	0	0	0	0	0	-	-	11-0	0	0	0	0	.000	0	0	0	0	1	2	-
Total		144	66	41	107	243	.272	3	9	0	177	99	42	79-158	26-22.0		0	0	0	0		0	0	0	0	1	2	-
Opponents		144	75	37	112	252	.298	3	5	0	204	95	48	79-158	24-20.5		0	0	0	0		0	0	0	0	1	2	-
##	Goalie	gp-gs	minutes	ga	qa	gaavg	saves	pct	w	l	t	sho	ga	qaavg	saves	pct	w	l	t	sho								
17	Jacob Giacalone	1-0	2:21	0	0.00	0	.000	0	0	0	0	0	0	0	0.00	0	.000	0	0	0	0							
15	Ryan Darby	6-6	357:39	75	12.58	76	.503	3	3	0	0	0	0	7-6	362:47	77	.500	3	3	0	0							
Total		6	360:00	75	12.50	76	.503	3	3	0	0	0	0															
Opponents		6	360:00	66	11.00	71	.518	3	3	0	0	0	0															

2019 Johns Hopkins Lacrosse  
Johns Hopkins Game-by-Game Goals-Assists-Points  
All games (as of Mar 13, 2019)

Opponent	Date	Score	1	2	3	4	6	8	9	11	12	13	14
at TOWSON	Feb 09	8-17 L	BASKIN,BRE 0-0-0	CONCANNON, 0-0-0	DESIMONE,C 1-1-2	SMITH,FORR 2-0-2	PION,MARC 0-0-0	FOLEY,PATR 0-0-0	HUBLER,MAT 0-0-0	DIPIETRO,K 0-0-0	SHILLING,L 0-0-0	MARR,KYLE 1-0-1	WILLIAMS,C 1-3-4
LOYOLA	Feb 16	12-18 L	1-1-2	0-1-1	0-1-1	0-0-0	DNP	0-0-0	0-1-1	0-0-0	0-0-0	5-1-6	1-0-1
at NC	Feb 23	11-10 W	1-0-1	0-0-0	0-0-0	1-0-1	DNP	0-0-0	1-0-1	DNP	0-0-0	2-1-3	0-2-2
at PRIN	Mar 02	14-12 W	3-0-3	1-1-2	0-1-1	0-0-0	0-0-0	0-1-1	0-2-2	DNP	0-0-0	2-0-2	3-1-4
at SU	Mar 09	10-14 L	0-1-1	2-0-2	0-1-1	1-1-2	0-0-0	0-0-0	1-0-1	DNP	0-0-0	2-1-3	1-0-1
MOUNT	Mar 12	11-4 W	2-0-2	2-0-2	0-0-0	1-0-1	0-0-0	0-1-1	0-0-0	DNP	1-0-1	0-1-1	0-0-0

Opponent	Date	Score	15	16	17	18	19	20	23	24	25	26	29
at TOWSON	Feb 09	8-17 L	DARBY,RYAN 0-0-0	COLWELL,OW 0-0-0	GIACALONE, 0-0-0	FOX,JAKE 0-0-0	KUHN,ROBER 0-0-0	CAPOBIANCO 0-0-0	JONES,DANI 0-0-0	KEOGH,JACK 1-0-1	PROUTY,KYL 0-0-0	HAWLEY,JAC 0-0-0	ZINNEVAN 0-1-1
LOYOLA	Feb 16	12-18 L	0-0-0	0-0-0	DNP	DNP	1-0-1	DNP	0-0-0	0-0-0	0-0-0	DNP	0-0-0
at NC	Feb 23	11-10 W	0-0-0	1-1-2	DNP	DNP	1-0-1	DNP	0-1-1	1-0-1	DNP	DNP	0-0-0
at PRIN	Mar 02	14-12 W	0-0-0	0-0-0	DNP	DNP	1-0-1	DNP	0-0-0	0-0-0	1-0-1	DNP	1-0-1
at SU	Mar 09	10-14 L	0-0-0	0-0-0	DNP	DNP	0-0-0	DNP	0-1-1	1-0-1	0-0-0	DNP	0-0-0
MOUNT	Mar 12	11-4 W	0-0-0	0-0-0	0-0-0	0-0-0	0-0-0	0-0-0	1-0-1	1-1-2	0-1-1	0-0-0	0-0-0

Opponent	Date	Score	31	32	33	34	36	37	39	40	44	50	66
at TOWSON	Feb 09	8-17 L	MABBET,AL 0-0-0	EPSTEIN,JO 1-1-2	STAGNITTA, 0-0-0	SHURE,BRAN 0-0-0	MCMANUS,OW 0-0-0	LILLY,JAKE 0-0-0	NAREWESKI, 0-0-0	DEGNON,GAR 0-0-0	RAPINE,JAC 0-0-0	BLONDELL,L 0-0-0	NAREWSKI,W 0-0-0
LOYOLA	Feb 16	12-18 L	DNP	3-3-6	0-0-0	DNP	0-0-0	DNP	0-1-1	DNP	0-0-0	0-0-0	DNP
at NC	Feb 23	11-10 W	DNP	2-2-4	DNP	DNP	0-0-0	DNP	0-0-0	DNP	0-1-1	DNP	DNP
at PRIN	Mar 02	14-12 W	DNP	2-1-3	DNP	0-0-0	0-0-0	DNP	0-0-0	DNP	0-0-0	DNP	DNP
at SU	Mar 09	10-14 L	0-0-0	2-0-2	DNP	0-0-0	0-0-0	0-0-0	0-0-0	DNP	0-0-0	DNP	DNP
MOUNT	Mar 12	11-4 W	0-0-0	3-1-4	0-0-0	0-0-0	0-0-0	0-0-0	0-0-0	0-0-0	0-0-0	0-0-0	DNP

Opponent	Date	Score	87	89
at TOWSON	Feb 09	8-17 L	REINSON,JA 0-0-0	CATTONI,TA 1-0-1
LOYOLA	Feb 16	12-18 L	0-0-0	1-0-1
at NC	Feb 23	11-10 W	0-0-0	1-1-2
at PRIN	Mar 02	14-12 W	0-0-0	0-0-0
at SU	Mar 09	10-14 L	0-0-0	DNP
MOUNT	Mar 12	11-4 W	0-0-0	DNP



2019 Johns Hopkins Lacrosse  
Johns Hopkins Team Game-by-Game  
All games (as of Mar 13, 2019)

TEAM STATISTICS

Date	Opponent	Score	G	A	Pts	Sh	Soq	UP	DN	GB	TO	CT	Faceoff	Pen-Min
Feb 09, 2019	TOWSON	8-17	8	6	14	34	18	1	0	18	19	6	7-28	4-2.5
Feb 16, 2019	LOYOLA	12-18	12	9	21	41	24	1	0	28	16	7	18-33	6-6.0
Feb 23, 2019	North Carolina	11-10	11	9	20	36	17	2	0	30	16	6	12-24	3-2.0
Mar 02, 2019	Princeton University	14-12	14	7	21	44	28	1	0	42	19	10	19-28	4-4.0
Mar 09, 2019	Syracuse	10-14	10	5	15	45	23	2	0	33	13	8	11-28	3-2.0
Mar 12, 2019	MOUNT ST. MARY'S	11-4	11	5	16	43	27	2	0	26	16	5	12-17	6-5.5
Johns Hopkins			66	41	107	243	137	9	0	177	99	42	79-158	26-22.0
			75	37	112	252	151	5	0	204	95	48	79-158	24-20.5

TEAM PER-GAME

Games played: 6

Shots per game: 40.50; Goals per game: 11.00

Assists per game: 6.83; Points per game: 17.83

Shot pct: .272; SOG pct: .564

Faceoff W-L pct: .500; Clear pct.: 0.820

Date	Opponent	Score	Minutes	GA	GAAvg	Saves	Save%	W	L	T	Faced	
Feb 09, 2019	TOWSON	8-17	60:00	17	17.00	15	.469	0	1	0	50	
Feb 16, 2019	LOYOLA	12-18	60:00	18	17.50	11	.379	0	1	0	42	
Feb 23, 2019	North Carolina	11-10	60:00	10	15.00	7	.412	1	0	0	35	
Mar 02, 2019	Princeton University	14-12	60:00	12	14.25	13	.520	1	0	0	42	
Mar 09, 2019	Syracuse	10-14	60:00	14	14.20	18	.562	0	1	0	48	
Mar 12, 2019	MOUNT ST. MARY'S	11-4	60:00	4	12.50	12	.750	1	0	0	35	
Totals			66-75	360:00	75	12.50	76	.503	3	3	0	252
				360:00	66	12.50	71	.518	3	3	0	243

2019 Johns Hopkins Lacrosse  
Johns Hopkins Opponent Game-by-Game  
All games (as of Mar 13, 2019)

OPPONENT STATISTICS

Date	Opponent	Score	G	A	Pts	Sh	Sog	UP	DN	GB	TO	CT	Faceoff	Pen-Min
Feb 09, 2019	TOWSON	8-17	17	7	24	50	32	0	0	43	16	11	21-28	3-2.5
Feb 16, 2019	LOYOLA	12-18	18	8	26	42	29	1	0	31	13	7	15-33	4-3.0
Feb 23, 2019	North Carolina	11-10	10	4	14	35	17	0	0	34	18	3	12-24	6-5.0
Mar 02, 2019	Princeton University	14-12	12	8	20	42	25	2	0	38	18	15	9-28	3-2.0
Mar 09, 2019	Syracuse	10-14	14	8	22	48	32	2	0	36	15	5	17-28	2-2.0
Mar 12, 2019	MOUNT ST. MARY'S	11-4	4	2	6	35	16	0	0	22	15	7	5-17	6-6.0
Opponent		75-66	75	37	112	252	151	5	0	204	95	48	79-158	24-20.5
			66	41	107	243	137	9	0	177	99	42	79-158	26-22.0

OPPONENT PER-GAME

Games played: 6

Shots per game: 42.00; Goals per game: 12.50

Assists per game: 6.17; Points per game: 18.67

Shot pct: .298; SOG pct: .599

Faceoff W-L pct: .500; Clear pct.: 0.820

Date	Opponent	Score	Minutes	GA	GAAvg	Saves	Save%	W	L	T	Faced
Feb 09, 2019	TOWSON	8-17	60:00	8	8.00	10	.556	1	0	0	34
Feb 16, 2019	LOYOLA	12-18	60:00	12	10.00	12	.500	1	0	0	41
Feb 23, 2019	North Carolina	11-10	60:00	11	10.33	6	.353	0	1	0	36
Mar 02, 2019	Princeton University	14-12	60:00	14	11.25	14	.500	0	1	0	44
Mar 09, 2019	Syracuse	10-14	60:00	10	11.00	13	.565	1	0	0	45
Mar 12, 2019	MOUNT ST. MARY'S	11-4	60:00	11	11.00	16	.593	0	1	0	43
Opponent		75-66	360:00	66	11.00	71	.518	3	3	0	243
			360:00	75	11.00	76	.503	3	3	0	252