



JOHNS HOPKINS MEN'S LACROSSE

- 2019 GAME NOTES -



Game 1 | Feb. 9, 2019 | 12 pm | Unitas Stadium | Towson, MD

	<p>#7 JOHNS HOPKINS BLUE JAYS</p> <p>Overall: 0-0 BIG: 0-0</p>	<p>Head Coach Dave Pietramala - Johns Hopkins '90 Overall Record: 220-98 (.692) Record at Johns Hopkins: 197-81 (.709)</p>	<p>TV/Video/Live Stats</p> <p>Television _____ None Video _____ LaxSportsNetwork.com Stats _____ TowsonTigers.com</p>
	<p>TOWSON TIGERS</p> <p>Overall: 0-0 CAA: 0-0</p>	<p>Head Coach Shawn Nadelan - Johns Hopkins '01 Overall Record: 72-45 (.615) Record at Towson: 72-45 (.615)</p>	<p>Social Media</p> <p>Twitter _____ @jhumenslacrosse Instagram _____ @jhumenslax</p>

JOHNS HOPKINS VS. TOWSON

The Game

« Johns Hopkins opens the 2019 season with a short trip up Charles St. to take on local rival Towson.

« The Blue Jays posted a 12-5 record, won the Big Ten Tournament title and advanced to the NCAA Quarterfinals last season.

The Facts

« This is the 132nd season of Johns Hopkins men's lacrosse. JHU first fielded a team in 1883.

« Johns Hopkins enters the 2019 season with an all-time record of 983-334-15.

« JHU owns 44 national championships with nine NCAA titles, 35 USILA titles and six ILA crowns to its credit.

For Openers

« The Blue Jays are 16-2 in season openers under head coach **Dave Pietramala**.

« The Blue Jays has won 11 straight season openers dating back to an 8-7 loss to Albany in 2007.

« Johns Hopkins has scored at least 10 goals in its season opener in each of the last 11 years and at least 12 goals in six of the last seven.

In February

« This week's game against Towson will be the 38th all-time for Johns Hopkins in the month of February.

« JHU is 27-10 (.730) all-time in games played in the month of February.

« Johns Hopkins played its first game in the month of February in 1998, didn't played again in February until 2004 and has now played at least one game in the opening month of the season every year since 2006.

Poll Position

« Johns Hopkins is ranked seventh in the USILA Preseason Coaches Poll and seventh in the Inside Lacrosse Media Poll. These are the two official in-season polls conducted throughout the regular season.

« In addition to the number seven preseason rankings from the USILA and Inside Lacrosse, the Blue Jays were also ranked ninth in the *Face-Off Yearbook* Preseason Poll and seventh in the *Lacrosse Magazine* Preseason Poll.

2019 JOHNS HOPKINS SCHEDULE & RESULTS

Feb.	9	@ Towson (LSN)	Noon
	16	Loyola (ESPN3)	2 pm
	23	@ North Carolina (ACC Extra)	Noon
Mar.	2	@ Princeton (ESPN+)	Noon
	9	@ Syracuse (ACC Extra)	1 pm
	12	Mount St. Mary's (ESPN3)	7 pm
	16	Delaware (ESPN3)	1 pm
	23	Virginia (ESPN3)	6 pm
	30	@ Michigan (BTN) *	3 pm
Apr.	6	Rutgers (Homecoming) (ESPNU) *	2 pm
	14	Ohio State (ESPNU) *	Noon
	21	@ Penn State (ESPNU) *	Noon
	27	@ Maryland (BTN) *	7:30 pm
May	2	Big Ten Semifinals (@ Rutgers)	
	4	Big Ten Championship (@ Rutgers)	

* Big Ten Game

JOHNS HOPKINS ATHLETIC COMMUNICATIONS

Director of Athletic Communications: _ Ernie Larossa

Larossa Office Phone: _____ 410/516-0552

Larossa Cell Phone: _____ 410/299-7437

Larossa Fax: _____ 410/516-7482

Larossa Email: _____ elarossa@jhu.edu

Asst. Director of Ath. Communications: _____ Jill Guise

Guise Office Phone _____ 410/516-0638

Athletic Communications Asst: _____ Lauren Dellipoali

Dellipoali Office Phone: _____ 410/516-0591

Coordinator of Digital Media: _____ Matt Lawrence

Lawrence Office Phone: _____ 410/516-3471


On the Web: _____ www.HopkinsSports.com

Helmet Stickers

« Johns Hopkins will wear two stickers on the back of its helmets in 2019.

« The old Houston Oiler logo with "RSO" is for Ralph S. O'Connor, a 1951 Johns Hopkins graduate, who passed away on December 30, 2018. O'Connor was a long-time supporter of the Blue Jay lacrosse program.

« The football with "JM" is for Jim Margraff, the Blue Jays' highly-successful football coach who passed away suddenly on January 2, 2019. Margraff guided his 2018 team to the NCAA Semifinals and was named Division III National Coach of the Year just two weeks before he died.



About the Tigers

« Towson posted a 7-8 record last season, including a 3-2 mark in the CAA.

« The Tigers advanced to the CAA championship game, where they fell to top-seeded UMass, 12-8. Prior to that loss, Towson had won three in a row and four of five.

« Towson features one of the top returning faceoff specialists in the nation in senior **Alex Woodall**. Woodall won 168-of-276 (.609) faceoffs last season and has won 356-of-595 (.598) in two seasons at TU. He also counts 195 ground balls, six goals and two assists to his credit.

« Towson returns four of its top eight scorers from last season, including **Grant Maloof**, who paced the team with 20 goals and added five assists. **Timmy Monahan** is the top returning point-getter for the Tigers after he punched up 15 goals and 13 assists in 2018, while **Brendan Sunday** (17g, 6a) and **Matt Sovero** (13g, 1a) are also established capable scorers.

« Sophomore **Shane Brennan** established himself as one of the top young goalies in the nation last season as he posted a 9.33 goals against average and a .510 save percentage. He was the first freshman to start a season-opener for the Tigers since 2002 when he got the nod against JHU last season.

Notes of Interest: The Tigers allowed at least 12 goals in each of their first four games last season, but then held 10 straight opponents to 11 goals or less • In the first eight games of its season, Towson will play four teams ranked in the top 10 in the preseason (#7 Johns Hopkins, #4 Loyola, #2 Duke, #8 Denver).

Johns Hopkins and ESPNU

Johns Hopkins enjoys an exclusive national television agreement with ESPNU. All Johns Hopkins home games air on the ESPN family of networks with a majority of the games airing on ESPNU.

Johns Hopkins is the only lacrosse program in the nation - men or women - with its own exclusive national television agreement.



Series History

« This week's game will be the 47th between Johns Hopkins and Towson. The series dates to a 15-8 Blue Jay victory in 1976.

« JHU leads the all-time series 41-5, including a 14-6 victory at Homewood Field in the 2018 season opener for both teams.

« The home team has won the last five games in the series.

« Complete series history can be found on page 7.

Familiar Faces

« Towson is coached by **Shawn Nadelen**, who played at Johns Hopkins from 1998-2001 and was a co-captain on **Dave Pietramala's** first team at JHU. He twice helped the Blue Jays to the Final Four (1999, 2000).

« **Andy Shilling**, Towson's volunteer assistant coach, is the father of Johns Hopkins sophomore attackman **Luke Shilling**.

« Towson junior defenseman **Gary Bodden**

is the younger brother of **Maddie Bodden**, who played on the women's lacrosse team at Johns Hopkins from 2014-17 and helped JHU to the NCAA Tournament three times (2014, 2015, 2016).

On This Date

« Johns Hopkins has played two previous games on February 9 with wins against Ohio State (2014) and Navy (2016) in those two outings.

« Free lacrosse has been the name of the game in Johns Hopkins' two previous games played on February 9. The win against Ohio State in 2014 (10-9) came in triple overtime, while the win at Navy in 2016 was a double-overtime affair. By time played, the game against Ohio State in 2014 is the second longest in Johns Hopkins history (68:59).

Blue Jays Top BIG Preseason Poll

« Johns Hopkins was the preseason favorite to claim the 2019 Big Ten title in a poll of the league's head coaches.

« JHU won the 2019 Big Ten Tournament title with a 13-10 victory over top-seeded Maryland. The tournament title was the second for Johns Hopkins, which also won the inaugural league crown in 2015.

Big Ten Standings (As of Feb. 5)

	Big Ten Record	Overall Record	Streak
Maryland	0-0	1-0	W1
Ohio State	0-0	1-0	W1
Penn State	0-0	1-0	W1
Rutgers	0-0	1-0	W1
Johns Hopkins	0-0	0-0	L1
Michigan	0-0	0-0	W1

This Weekend's Games

Johns Hopkins @ Towson (Feb. 9)

Michigan @ Cleveland State (Feb. 9)

Robert Morris @ Penn State (Feb. 9)

Boston University @ Ohio State (Feb. 9)

Richmond @ Maryland (Feb. 9)

Rutgers @ St. John's (Feb. 9)

Kuhn Wearing #19

Senior **Robert Kuhn** will wear #19 this season after wearing #10 in 2017 and 2018. The number 19 was assigned to **Jeremy Huber** in the fall of 2014; less than two weeks prior to the start of what would have been Huber's freshman year in 2015, he passed away suddenly from complications from pneumonia. Hopkins kept Huber on its roster through last spring, when he would have been a senior and nobody else wore 19 from 2015-18.

After the 2018 season ended, head coach **Dave Pietramala** met with members of the senior class (Huber's classmates) and discussed issuing the number to a returning player in 2019 who best exemplified Huber. By a vote of the graduating seniors in 2018, Kuhn was selected to be the first player to wear #19 after Huber.



Johns Hopkins' Key Personnel**Attackmen**

No.	Name	Yr.	'18 Stats	Of Interest
1	Brett Baskin	So.	4g, 0a	Reserve attackman played in 11 games as a freshman in 2018
4	Forry Smith	Jr.	2g, 2a	16 goals, 8 assists in career
12	Luke Shilling	So.	1g, 1a	Played primarily on extra-man unit in 2018
13	Kyle Marr	Sr.	41g, 17a	Needs 21 goals for 100 in career
14	Cole Williams	Jr.	35g, 14a	Needs nine goals for 50 in career
18	Jake Fox	Sr.	2g, 1a	One goal and one assist vs. Duke in 2018 NCAA QF
32	Joey Epstein	Fr.		#1 incoming freshman by <i>Inside Lacrosse</i>

Midfielders

No.	Name	Yr.	'18 Stats	Of Interest
2	Alex Concannon	Sr.	10g, 8a	17 career assists is third among returning players
3	Connor DeSimone	So.	16g, 2a	Only returning starter at midfield
24	Jack Keogh	So.	1g, 1a	Converted attackman played in 16 games as a freshman
29	Evan Zinn	Fr.		#7 incoming freshman by <i>Inside Lacrosse</i>
33	Matt Stagnitta	Jr.	0g, 0a	Reserve middle looking for increased role, played in 5 games in '18
37	Jake Lilly	Fr.		Father (Greg) played at JHU with head coach Dave Pietramala
89	Taite Cattoni	Fr.		Younger brother of Holden Cattoni (JHU '15)

Defenseemen

No.	Name	Yr.	'18 Stats	Of Interest
8	Patrick Foley	Sr.	30 GBs, 14 CTs	Third Team USILA All-American in 2018
16	Owen Colwell	Jr.	20 GBs, 6 CTs	Second-year starter on close defense
20	Lucas Capobianco-Hogan	So.		Saw action in one game in 2018
27	Brady Keneally	Fr.		
34	Brandon Shure	So.	1 GB	Played in nine games in 2018
44	Jack Rapine	Jr.	31 GBs, 10 CTs	32 starts in last 2 years - most among all returning players

LSM

No.	Name	Yr.	'18 Stats	Of Interest
19	Robert Kuhn	Sr.	2g, 1a, 27 GBs, 9 CTs	Fourth-year as JHU's top long-stick middle
87	Jared Reinson	So.	1g, 18 GBs, 2 CTs	Played in all 17 games as a freshman in 2018

SSDM

No.	Name	Yr.	'18 Stats	Of Interest
9	Matt Hubler	Jr.	1a, 12 GBs	Emerged last season as a top SSDM for the Blue Jays (15 GP)
11	Kyle DiPietro	So.		Played in 2 games in '18, will take on bigger role this season
23	Danny Jones	Sr.	1a, 10 GBs, 14 CTs	Third-year regular, 14 CTs in 2018 are most by a SSDM in JHU history

Faceoffs

No.	Name	Yr.	'18 Stats	Of Interest
25	Kyle Prouty	So.	21-of-64 (.328)	JHU's #2 facoeff specialist last season
39	Matt Narewski	Fr.		#10 incoming faceoff specialist by <i>Inside Lacrosse</i>
46	Spencer Sande	Fr.		
66	Weston Narewski	So.		

Goalie

No.	Name	Yr.	'18 Stats	Of Interest
7	Alex Gainey	Fr.		#8 incoming goalie by <i>Inside Lacrosse</i>
15	Ryan Darby	So.	1 GP (5:08)	Top backup to Brock Turnbaugh in 2018
17	Jacob Giacalone	Jr.		

Visitors to Homewood Field are greeted by a statue commemorating former Johns Hopkins men's lacrosse coach and Director of Athletics Robert H. Scott. The statue, which was unveiled in October 2016, is positioned at the main campus entrance to the stadium.

Scott, who passed away on September 15, 2016, spent 20 years as the men's lacrosse coach at Johns Hopkins (1955-74) and guided the Blue Jays to seven national championships, including the program's first NCAA title in 1974. He continued to serve the University as the Director of Athletics until 1995.

Many Johns Hopkins teams wore patches on their uniforms in honor of Scott the year after he died; the men's lacrosse patches included seven stars to commemorate his seven national championships.



Johns Hopkins Record When ...

	In 2019	Under Petro	Curr. Streak
Overall:	0-0	197-81	L1
At home:	0-0	114-27	W1
On the road:	0-0	63-38	W1
At a neutral site:	0-0	20-16	L1
On artificial turf:	0-0	51-4	W2
On grass:	0-0	20-18	W1
On Sportexe / Fieldturf:	0-0	126-59	L1
During the day:	0-0	147-60	L1
At night:	0-0	50-21	W6
In overtime:	0-0	27-16	W1
In one-goal games:	0-0	55-26	W2
On television:	0-0	149-69	L1
In weekday games:	0-0	53-9	W2
On the weekend (Sat/Sun.):	0-0	144-72	L1
Against teams ranked 1-5:	0-0	34-37	L1
Against teams ranked 6-10:	0-0	36-21	W3
Against teams ranked 11-20:	0-0	52-15	W2
Against unranked teams:	0-0	75-8	W6
Leading after one quarter:	0-0	124-17	W2
Leading at the half:	0-0	149-10	W8
Leading after three quarters:	0-0	166-9	W17
Trailing after one quarter:	0-0	43-49	L1
Trailing at the half:	0-0	28-63	L1
Trailing after three quarters:	0-0	17-64	L1
Tied after one quarter:	0-0	30-15	W1
Tied at the half:	0-0	20-8	W2
Tied after three quarters:	0-0	14-8	W1
Scoring first:	0-0	137-32	W2
Opponent scores first:	0-0	60-49	L1
Scoring 10 or more goals:	0-0	161-26	W3
Scoring less than 10 goals:	0-0	36-55	L1
Allowing 10 or more goals:	0-0	37-63	L1
Allowing less than 10 goals:	0-0	160-18	W3
Getting more ground balls:	0-0	134-28	L1
Getting less ground balls:	0-0	53-50	L1
Ground balls equal:	0-0	9-4	W2
Winning more faceoffs:	0-0	133-39	W1
Opp. wins more faceoffs:	0-0	55-38	L1
Faceoffs equal:	0-0	9-4	L1

The 2019 B1G Preseason Poll (2018 Record)**1 - Johns Hopkins (12-5)**

2 - Maryland (14-4)

3 - Penn State (8-6)

4 - Ohio State (8-7)

5 - Rutgers (9-6)

6 - Michigan (8-6)

Tough Opening Stretch

« Johns Hopkins will play four of its first five games on the road in 2019. The Blue Jays open at Towson (Feb. 9), return home to play Loyola (Feb. 16) and then play at North Carolina (Feb. 23), at Princeton (Mar. 2) and at Syracuse (Mar. 9) in succession. « When JHU plays at Syracuse on March 9, the Blue Jays will be playing their fourth road game of the season. By comparison, Johns Hopkins didn't play its fourth road game last season until April 1 (@ Rutgers), while its fourth road trips in 2017 (@ Ohio State - April 9) and 2016 (@ UMBC - March 30) also came at least three weeks later than it will in 2019.

Against the CAA

« This week's game at Towson will be the 86th all-time for Johns Hopkins against a team currently in the CAA.

« Johns Hopkins is 75-10 (.882) all-time against current CAA members.

« 46 of JHU's 85 all-time games against current CAA members have come against Towson with JHU winning 41 of the 46.

Johns Hopkins All-Time vs. the CAA

Delaware	9-0
Drexel	1-0
Fairfield	0-0
Hofstra	19-5
Massachusetts	5-0
Towson	41-5

State of Affairs

« This week's game against Towson will be the 96th for Johns Hopkins against a team from the state of Maryland since head coach Dave Pietramala took over in 2001.

« Johns Hopkins is 78-17 (.821) all-time against in-state rivals under Pietramala's direction.

• JHU was 3-2 against Maryland-based teams in 2018. The Blue Jays beat Towson (14-6), fell to Loyola (12-5), topped UMBC (13-6) and split with Maryland (lost 8-7, won 13-10).

Johns Hopkins All-Time Against Teams From Maryland (Under Head Coach Dave Pietramala)

Loyola	13-4
Maryland	12-9
Mount St. Mary's	6-0
Navy	16-2
Towson	17-2
UMBC	14-0

Winningest Program in College Lacrosse History

« Johns Hopkins enters the 2019 season with an all-time record of 983-334-15 to rank as the all-time winningest program in college lacrosse history.

« JHU is one of just seven schools with 700+ victories, one of just three with 800+ wins and one of two that has won 900 or more games.

« The seven schools with 700+ wins in Division I men's lacrosse history are listed below.

Rk.	School (2019 Record)	All-Time Record
1.	Johns Hopkins (0-0)	983-334-15
2.	Syracuse (0-0)	903-347-16

3.	Maryland (1-0)	823-271-4
4.	Navy (0-0)	798-357-14
5.	Army West Point (0-0)	786-388-7
6.	Hobart (0-0) *	767-505-20
7.	Cornell (0-0)	759-482-27

Pietramala Sixth in Wins Among Active Head Coaches

« Johns Hopkins head coach **Dave Pietramala** enters the 2019 season ranked sixth among active Division I head coaches in career victories with 220.

« Including his time at Cornell, Pietramala sports a career record of 220-98 (.692). His mark at Johns Hopkins currently stands

Winningest Division I Coaches (Through Games of Feb. 5, 2019)

1.	John Danowski (Duke) (1-1)	400-195
2.	Bill Tierney (Denver) (0-0)	394-129
3.	Mike Pressler (Bryant) (0-0)	359-179
4.	Kevin Corrigan (Notre Dame) (0-0)	304-154
5.	John Desko (Syracuse) (0-0)	244-81
6.	Dave Pietramala (Johns Hopkins) (0-0)	220-98

Marr's Streak is Eighth-Longest in the Nation

« Johns Hopkins senior **Kyle Marr** will carry a 14-game goal-scoring streak into this week's game against Towson. Marr has scored 37 goals during his streak.

« Marr's 14-game goal-scoring streak is currently tied for the eighth-longest active streak in the nation.

Longest Active Goal-Scoring Streaks

1.	25	Max Tuttle, Sacred Heart
2.	24	Joe Saggese, Sacred Heart
3.	20	Simon Mathias, Penn
4.	18	James Burr, Boston
5T.	17	Andrew Pettit, Lehigh
	17	Charlie Kitchen, Delaware
7.	15	Michael Kraus, Virginia
8T.	14	Kyle Marr, Johns Hopkins
	14	Matthew Varian, Drexel

In Case We Get There

« Johns Hopkins is 27-16 (.628) in overtime under the direction of head coach **Dave Pietramala**. JHU's last overtime game came in the first round of the 2018 NCAA Tournament, when the Blue Jays topped Georgetown, 10-9.

« Johns Hopkins has won seven of its last 10 overtime games.

One-Goal Wonders

« Including the 10-9 overtime win against Georgetown in the first round of the 2018 NCAA Tournament, Johns Hopkins is 55-26 (.679) in one-goal games under head coach **Dave Pietramala**.

« The Blue Jays were 4-1 in one-goal games in 2018.

JHU MLax and the Friends of Jaclyn

The Johns Hopkins men's lacrosse team is partnered with the Friends of Jaclyn Foundation (FOJ). This is the third time the Blue Jays have partnered with FOJ.

The Blue Jays "adopted" **Connor Durgin** on October 7, 2015 and he has been a fixture at games and other team events since then. He took part in the pregame meeting with officials and team captains when the Blue Jays hosted Syracuse on March 19, 2016 and made the trip to Penn State a month later and made the Blue Jays' call on the coin toss (tails), which JHU won.

Durgin also took part in the pregame schedule against Penn State in 2017 and Ohio State during the 2018 season.

The Friends of Jaclyn Foundation's mission is to improve the quality of life for children battling pediatric brain tumors and other childhood cancers and to raise awareness through the Adopt-a-Child, Safe on the Sidelines and Guardian Angel Programs. FOJ does this by pairing the afflicted child and their siblings with local high school and college sports teams.

Streaks-n-Stuff

Current Point-Scoring Streaks

Kyle Marr	15 games
Cole Williams	3 games

Current Goal-Scoring Streaks

Kyle Marr	14 games
-----------	----------

Current Assist Streaks

Kyle Marr	3 games
-----------	---------

Miscellaneous Statistics

Hat Tricks	2019	Career
Alex Concannon	0	1
Connor DeSimone	0	2
Kyle Marr	0	12
Cole Williams	0	7

Multi-Goal Games	2018	Career
Brett Baskin	0	1
Alex Concannon	0	3
Connor DeSimone	0	5
Robert Kuhn	0	1
Kyle Marr	0	24
Forry Smith	0	5
Cole Williams	0	12

Multi-Assist Games	2018	Career
Alex Concannon	0	3
Kyle Marr	0	11
Cole Williams	0	2

Multi-Point Games	2018	Career
Brett Baskin	0	1
Alex Concannon	0	6
Connor DeSimone	0	6
Jake Fox	0	1
Robert Kuhn	0	1
Kyle Marr	0	31
Forry Smith	0	7
Cole Williams	0	13



The Last Time Johns Hopkins ...

Scored 20 or more goals

22, vs. Marist (5-14-2005)

Scored 15 or more goals

15, @ #10 Virginia (3-24-2018)

Scored 15 or more goals in back-to-back games

16, vs. Princeton (3-3-2018)

18, @ #7 Syracuse (3-10-2018)

Totaled 30 or more points

33 (19g, 14a), vs. Michigan (4-22-2017)

Allowed 15 or more goals

19, vs. #6 Duke (5-13-2017)

Allowed 15 or more goals and won

17, #15 Virginia (3-25-2017)

Won 20 or more faceoffs

20 (20-of-26), vs. Delaware (3-17-2018)

Grabbed 50 or more ground balls

77, vs. St. Joe's (4-21-1999)

Grabbed 60 or more ground balls

77, vs. St. Joe's (4-21-1999)

Grabbed 70 or more ground balls

77, vs. St. Joe's (4-21-1999)

Took 50 or more shots

52, @ Virginia (3-24-2018)

Took 60 or more shots

62, vs. #15 Virginia (3-25-2017)

Took 70 or more shots

83, vs. St. Joe's (4-21-1999)

Took 80 or more shots

83, vs. St. Joe's (4-21-1999)

Scored five or more extra-man goals

5 (5-of-5), vs. Michigan (4-22-2017)

Scored a man-down goal

Patrick Foley @ #4 Brown (5-14-2016)

Scored a man-down goal in back-to-back games

Zach Palmer (Towson) &
 John Kaestner (Michigan) (2-16/23-2013)

Allowed five or more extra-man goals

5 (5-of-7), vs. #8 UMass (5-21-2005)

Allowed a man-down goal

Austin Seiple, Ohio State (4-7-2018)

Held an opponent scoreless for a half:

Mount St, Mary's (1st half) (4-14-2014)

Held an opponent scoreless for two straight Qtrs.:

UMBC (2nd & 3rd Qtrs.) (3-13-2018)

Held an opponent scoreless for three straight Qtrs.:

Manhattan (1-3 Qtrs.) (3-6-2012)

Held an opponent scoreless for 1st three Qtrs:

Manhattan (1-3 Qtrs.) (3-6-2012)

Held an opponent scoreless for 30 or more cons. min:

38:05, vs. UMBC (3-13-2018)

Held an opponent scoreless for 40 or more cons. min:

44:56, @ Mount St. Mary's (4-14-2014)

Held an opponent scoreless for 50 or more cons. min:

60:00, vs. Manhattan (3-6-2012)

Posted a shutout:

Manhattan (W/11-0) (3-6-2012)

Held an opponent shotless for a quarter:

2nd Qtr. @ #12 Princeton (3-2-2012)

Came from behind to win
 vs. Georgetown -

Trailed as late as 9-8/4th Qtr-Won 10-9 (OT) (5-13-18)

Came from two goals down to win

vs. Georgetown -

Trailed as late as 9-7/4th Qtr-Won 10-9 (OT) (5-13-18)

Came from three goals down to win

vs. Georgetown -

Trailed as late as 9-6/4th Qtr-Won 10-9 (OT) (5-13-18)

Came from four goals down to win

vs. Georgetown -

Trailed as late as 8-4/3rd Qtr-Won 10-9 (OT) (5-13-18)

Came from five goals down to win

vs. Georgetown -

Trailed as late as 8-3/3rd Qtr-Won 10-9 (OT) (5-13-18)

Came from six goals down to win

@ Virginia -

Trailed as late as 9-3/3rd Qtr - Won 15-13 (3-24-18)

Came from seven goals down to win

@ Virginia -

Trailed as late as 9-2/3rd Qtr - Won 15-13 (3-24-18)

Won a game with a goal in the final min. of regulation

vs. Ohio State -

Alex Concannon goal with :11.3 left -

Won 6-5 (5-3-18)

Blew a lead and lost

vs. #1 Maryland

Led as late as 7-5 in 4th qtr. -

Lost 8-7 (3OT) (4-28-2018)

Blew a two-goal lead and lost

vs. #1 Maryland

Led as late as 7-5 in 4th qtr. -

Lost 8-7 (3OT) (4-28-2018)

Blew a three-goal lead and lost

@ Virginia -

Led as late as 4-1 in 1st qtr. -

Lost 13-12 (OT) (3-27-2016)

Blew a three-goal lead in back-to-back games and lost

@ #1 Syracuse -

Led 5-2 in 2nd qtr. - Lost 13-10 (3-14-2015)

vs. #7 Virginia -

Led 6-3 in 2nd qtr. - Lost 16-15 (OT) (3-21-2015)

Blew a four-goal lead and lost

@ Virginia -

Led as late as 4-0 in 1st qtr.

Lost 13-12 (OT) (3-27-2016)

Blew a five-goal lead and lost

vs. Navy -

Led 5-0 in 2nd quarter - Lost 9-8 in OT (4-24-2010)

Blew a six-goal lead and lost

vs. #4 Syracuse -

Led 8-2 in 2nd Q - Lost 15-14 (3-15-2003)

The Last Time a
 Johns Hopkins Player ...

Scored 5 or more goals

5, Kyle Marr vs. #12 Georgetown (5-13-2018)

Scored 5 or more goals in a Quarter

5, Kyle Marr vs. #12 Georgetown (4th Q) (5-13-2018)

Score 5 or more goals in back-to-back games

Kyle Marr vs. #15 Virginia (6) and

vs. #7 Rutgers (5) (2017)

Scored 6 or more goals

6, Kyle Marr vs. #15 Virginia (3-31-2017)

Scored 7 or more goals

8, Ryan Brown @ #3 Maryland (4-25-2015)

Scored 8 or more goals

8, Ryan Brown @ #3 Maryland (4-25-2015)

Dished out 4 or more assists
 4, Shack Stanwick

vs. #12 Georgetown (5-13-2018)

Had two players dish out 4 or more assists

4, Shack Stanwick & Cole Williams

@ Rutgers (4-1-2018)

Dished out 5 or more assists

5, Shack Stanwick vs. Delaware (3-17-2018)

Dished out 5 or more assists in back-to-back Games

Wells Stanwick vs. Ohio State (5) &

Towson (5) (2-9 & 2-15-2014)

Dished out 6 or more assists

6, Kyle Marr vs. Michigan (4-22-2017)

Dished out 7 or more assists

8, Dave Marr vs. Navy (4-19-1996)

Dished out 8 or more assists

8, Dave Marr vs. Navy (4-19-1996)

Had five players with 4 or more points

S. Stanwick (4), R. Brown (4), W. Dismuke (4)

C. Radziewicz (4), H. Cattoni (4)

@ Michigan (4-23-16)

Totaled 5 or more points in back-to-back games

Kyle Marr vs. #2 Maryland (5) &

vs. #12 Gtown (7) (2018)

Totaled 5 or more points in three straight games

Shack Stanwick vs. # 10 N. Carolina (7),

vs. Princeton (5) & vs. #6 Towson (7) (2-28 - 3-12-16)

Had three players with 5 or more points

Shack Stanwick (5), Cole Williams (5)

Alex Concannon (5) @ #7 Syracuse (3-10-2018)

Totaled 6 or more points

7, Kyle Marr (5g, 2a) vs. #12 Georgetown (5-13-18)

Totaled 6 or more points in back-to-back games

Shack Stanwick vs. UMBC (7) and

vs. Delaware (7) (2018)

Had two players with 6 or more points

7, Kyle Marr (6g, 1a) & 6, Cody Radziewicz (3g, 3a)

vs. #15 Virginia (3-25-17)

Totaled 7 or more points

7, Kyle Marr (5g, 2a) vs. #12 Georgetown (5-13-18)

Totaled 7 or more points in back-to-back games

Shack Stanwick vs. UMBC (7) and

vs. Delaware (7) (2018)

Totaled 8 or more points

9, Kyle Marr (3g, 6a) vs. Michigan (4-22-17)

Totaled 9 or more points

9, Kyle Marr (3g, 6a) vs. Michigan (4-22-17)

Totaled 10 or more points

11 (5g, 6a), Dan Denihan vs. #10 Towson (5-2-1999)

Totaled 11 points

11 (5g, 6a), Dan Denihan vs. #10 Towson (5-2-1999)

Scored three or more extra-man goals

4, Patrick Fraser vs. #18 Princeton (2-28-2015)

Scored an overtime goal

Shack Stanwick vs. #12 Georgetown (5-13-2018)

Grabbed 14 or more ground balls

14, Hunter Moreland vs. Princeton (3-3-2018)

Won 15 or more faceoffs

15, Hunter Moreland @ Michigan (4-21-2018)

Won 15 or more faceoffs in back-to-back games

Hunter Moreland vs. Delaware (20),

@ Virginia (3-17/3-24-18)

Won 15 or more faceoffs in three straight games

Hunter Moreland vs. North Carolina (18),

vs. Princeton (20), @ #7 Syracuse (17) (2-23/3-10-18)

Won 20 or more faceoffs

20, Hunter Moreland vs. Delaware (3-17-2018)

Registered 20 or more saves

20, Pierce Bassett vs. #8 Loyola (5-8-2010)

JHU-Towson Series Notes

Series Record: _____ Johns Hopkins leads, 41-5
Current Streak: _____ JHU won 1
Last 10 Meetings: _____ JHU leads 8-2
Current Streak at Homewood Field: _____ JHU won 11
Current Streak at Towson: _____ TU won 2
Current Streak Neutral: _____ n/a

Pietramala vs. Towson (@ JHU): _____ 17-2
@ Homewood Field: _____ 9-0
@ Towson: _____ 8-2
Neutral: _____ None
Nadelen vs. Johns Hopkins: _____ 2-5

Longest JHU Win Streak vs. Towson: _____ 19
_____ (1997-2014)
Longest Towson Win Streak vs. JHU: _____ 1 (5x)

- Johns Hopkins leads the all-time series against Towson 41-5.
- Nearly one-third of the Johns Hopkins-Towson games have been decided by two goals or less. There have been eight one-goal games and five two-goal games in series history.
- Towson's five wins in the series have come by a total of 10 goals as the Tigers scored one-goal victories in 1989 (9-8), 1992 (14-13) and 1996 (13-12) and a two-goal win in 2015 (7-5). TU's 13-8 win in 2017 was its largest margin of victory in the series.
- Johns Hopkins has entered the game against Towson as the lower-ranked team three times (1992 (NCAA), 2010 and 2016). The Blue Jays won each of those games by at least six goals (15-8, 13-6 and 14-8).
- Johns Hopkins has entered the game against Towson ranked number one in the nation 10 times, including five straight times from 2002-05.
- Johns Hopkins has won all three meetings between the two teams in the NCAA Tournament (1992, 1994, 2003).
- Johns Hopkins head coach Dave Pietramala's first win against Towson came with current Towson coach Shawn Nadelen starting on defense for the Blue Jays in 2001.

1976	#2 Johns Hopkins-15 , Towson-8
1977	#3 Johns Hopkins-10, Towson-9
1978	#2 Johns Hopkins-22 , Towson-5
1979	Johns Hopkins-16, Towson-8
1980	#2 Johns Hopkins-23 , Towson-7
1981	#1 Johns Hopkins-24, Towson-8
1982	#3 Johns Hopkins-17 , Towson-6
1983	#1 Johns Hopkins-11, Towson-9
1984	#2 Johns Hopkins-18 , #15 Towson-7
1985	#1 Johns Hopkins-10, Towson-8
1986	#1 Johns Hopkins-13 , #14 Towson-5
1987	#4 Johns Hopkins-13, #9 Towson-7
1988	#2 Johns Hopkins-9 , Towson-8 (OT)
1989	#13 Towson-9 , #1 Johns Hopkins-8 (OT)
1990	#10 Johns Hopkins-12 , #7 Towson-9
1991	#7 Johns Hopkins-12, #9 Towson-9
1992	#8 Towson-14, #4 Johns Hopkins-13
	#7 Johns Hopkins-15, #4 Towson-8 +
1993	#4 Johns Hopkins-11, #14 Towson-9
1994	#6 Johns Hopkins-13 , #10 Towson-9
	#6 Johns Hopkins-22 , #11 Towson-16 +
1995	#1 Johns Hopkins-24, #15 Towson-13
1996	#19 Towson-13, #5 Johns Hopkins-12
1997	#4 Johns Hopkins-16, #16 Towson-14
1998	#3 Johns Hopkins-18 , Towson-7
1999	#2 Johns Hopkins-20, #10 Towson-10

2000	#6 Johns Hopkins-10 , Towson-8
2001	#4 Johns Hopkins-14, #10 Towson-13
2002	#1 Johns Hopkins-14 , #15 Towson-11
2003	#1 Johns Hopkins-17, #10 Towson-9
	#1 Johns Hopkins-14, #9 Towson-6 +
2004	#1 Johns Hopkins-13 , #11 Towson-8
2005	#1 Johns Hopkins-8, #12 Towson-4
2006	#6 Johns Hopkins-11 , #12 Towson-10
2007	#5 Johns Hopkins-9, #15 Towson-7
2008	#6 Johns Hopkins-16 , Towson-7
2009	#7 Johns Hopkins-11, Towson-10 (2OT)
2010	Johns Hopkins-13 , #11 Towson-6
2011	#11 Johns Hopkins-10, Towson-6
2012	Johns Hopkins-12 , Towson-6
2013	Johns Hopkins-12, Towson-6
2014	#11 Johns Hopkins-15 , Towson-8
2015	Towson-7 , #5 Johns Hopkins-5
2016	#11 Johns Hopkins-14 , #6 Towson-8
2017	#17 Towson-13 , #6 Johns Hopkins-8
2018	#11 Johns Hopkins-14 , #14 Towson-6
* NCAA Tournament Home Team in BOLD	

2019 Johns Hopkins Men's Lacrosse Roster

No	Name	Pos.	Ht.	Wt.	Yr.	Hometown/High School (Previous College)
1	Brett Baskin (<i>Bass-kin</i>)	A	6-0	165	So.	Plymouth Meeting, PA/La Salle College High
2	Alex Concannon	M	5-5	165	Sr.	Syosset, NY/Syosset
3	Connor DeSimone (<i>Dee-sugh-moan</i>)	M	5-11	200	So.	St. James, NY/Smithtown East
4	Forry Smith	A	6-2	195	Jr.	Schwenksville, PA/Haverford
5	Jake Calnan	D	6-0	215	Fr.	Norwell, MA/Phillips Exeter Academy
6	Marc Pion (<i>pee-ahn</i>)	M	6-0	200	Jr.	Montréal, QC/IMG Academy (Harvard)
7	Alex Gainey	G	6-3	195	Fr.	Westwood, MA/St. Sebastians School
8	Patrick Foley	D	6-1	185	Sr.	Winchester, MA/St. John's Prep
9	Matt Hubler (<i>Hugh-blurr</i>)	M	5-10	200	Jr.	Rumson, NJ/Lawrenceville
11	Kyle DiPietro (<i>Dugh-pee-tro</i>)	M	6-2	185	So.	Lutherville, MD/St. Paul's
12	Luke Shilling	A	5-10	160	So.	Towson, MD/Boys' Latin
13	Kyle Marr	A	5-11	185	Sr.	Clifton Park, NY/Shenendehowa, Hill Academy
14	Cole Williams	A	6-5	210	Jr.	Marriottsville, MD/Loyola
15	Ryan Darby	G	5-9	175	So.	Plano, TX/Plano West
16	Owen Colwell	D	6-2	205	Jr.	Westfield, NJ/Westfield
17	Jacob Giacalone (<i>Jack-a-loan</i>)	G	6-0	195	Jr.	Lake Ronkonkoma, NY/Sachem
18	Jake Fox	A	6-3	220	Sr.	Ottawa, ON/Hill Academy
19	Robert Kuhn	LSM	5-11	205	Sr.	Moorestown, NJ/Moorestown
20	Lucas Capobianco-Hogan	D	6-0	205	So.	Mount Sinai, NY/Mount Sinai
23	Danny Jones	M	5-8	170	Sr.	Baldwin, NY/St. Anthony's
24	Jack Keogh (<i>Key-oh</i>)	A	5-9	180	So.	Manhasset, NY/Manhasset
25	Kyle Prouty (<i>Prowtee</i>)	M/FO	5-11	185	So.	New Egypt, NJ/New Egypt
26	Jack Hawley	M	5-10	155	Fr.	Bethpage, NY/St. Anthony's
27	Brady Keneally (<i>Ca-kneel-ee</i>)	D	6-3	160	Fr.	St. James, NY/St. Anthony's
28	Jack Lyne (<i>Line</i>)	LSM	6-4	215	Jr.	Concord, MA/Middlesex
29	Evan Zinn	M	6-3	200	Fr.	Westport, CT/Staples
31	Alexander Mabbett (<i>Magh-bet</i>)	M	6-4	215	Fr.	Victor, NY/Victor
32	Joey Epstein	A	5-11	185	Fr.	Bethesda, MD/Landon
33	Matt Stagnitta (<i>Stag-neat-ugh</i>)	M	5-10	175	Jr.	Skillman, NJ/Montgomery
34	Brandon Shure (<i>Sure</i>)	D	6-1	205	So.	Brookeville, MD/McDonogh
35	Paul Steel	D	6-1	205	Jr.	Washington, DC/Bullis
36	Owen McManus	M	6-0	195	Fr.	Idlewylde, MD/Friends School
37	Jake Lilly	M	6-4	205	Fr.	Arnold, MD/Severn School
39	Matt Narewski (<i>Nugh-rew-ski</i>)	M/FO	6-3	195	Fr.	Wrentham, MA/New Hampton School
40	Garrett Degnon (<i>Deg-non</i>)	M	6-4	210	Fr.	Harwood, MD/DeMatha
44	Jack Rapine (<i>Ray-pine</i>)	D	6-1	205	Jr.	Ambler, PA/Upper Dublin
46	Spencer Sande (<i>Sandy</i>)	M/FO	6-0	175	Fr.	Minneapolis, MN/Academy of Holy Angels
50	Logan Blondell (<i>Blon-dell</i>)	LSM	6-4	210	Fr.	Center Valley, PA/Southern Lehigh
51	Zach Ernst	M	6-1	205	Jr.	Clermont, FL/East Ridge
66	Weston Narewski (<i>Nugh-rew-ski</i>)	M/FO	6-0	200	So.	Wrentham, MA/New Hampton School
87	Jared Reinson (<i>Rhine-son</i>)	LSM	6-1	205	So.	Princeton, NJ/Montgomery
89	Taite Cattoni (<i>Cugh-tony</i>)	M	5-9	180	Fr.	Peterborough, ON/Salisbury School (CT)
92	Michael Gomez	D	6-0	190	Fr.	Melville, NY/Half Hollow Hills East
99	Ryan Coulter (<i>Cole-terr</i>)	M	5-11	185	Sr.	Dundas, ON/Culver Military

Head Coach: Dave Pietramala (19th season/Johns Hopkins '90)

Associate Head Coach: Bill Dwan (Johns Hopkins '91)

Assistant Coaches: Bobby Benson (Johns Hopkins '03), Larry Quinn (Johns Hopkins '85)

Director of Lacrosse Operations: Tim O'Branski (Salisbury '09)

Captains: Danny Jones, Kyle Marr, Forry Smith

2018 Johns Hopkins Lacrosse
Johns Hopkins Game Results
All games (as of May 21, 2018)

Date	Opponent		Score	Overall	Conf	Site	Att.	Goalie
Feb 10	#14 TOWSON	W	14-6	1-0-0	0-0-0	Baltimore, MD	855	Brock Turnbaugh (1-0)
Feb 17	at #14 Loyola Maryland	L	5-12	1-1-0	0-0-0	Baltimore, Md.	4074	Brock Turnbaugh (1-1)
Feb 23	#12 NORTH CAROLINA	L	11-13	1-2-0	0-0-0	Baltimore, MD	1383	Brock Turnbaugh (1-2)
Mar 03	PRINCETON	W	16-9	2-2-0	0-0-0	Baltimore, MD	1692	Brock Turnbaugh (2-2)
Mar 10	at #7 Syracuse	W	18-7	3-2-0	0-0-0	Syracuse, N.Y.	5542	Brock Turnbaugh (3-2)
Mar 13	UMBC	W	13-6	4-2-0	0-0-0	Baltimore, MD	466	Brock Turnbaugh (4-2)
Mar 17	DELAWARE	W	14-8	5-2-0	0-0-0	Baltimore, MD	2273	Brock Turnbaugh (5-2)
Mar 24	at #10 Virginia	W	15-13	6-2-0	0-0-0	Charlottesville, Va.	2710	Brock Turnbaugh (6-2)
* Apr 01	at #9 Rutgers	W	13-12	7-2-0	1-0-0	Piscataway, N.J.	3014	Brock Turnbaugh (7-2)
* Apr 07	OHIO STATE	W	13-10	8-2-0	2-0-0	Baltimore, MD	2043	Brock Turnbaugh (8-2)
* Apr 14	at #15 Penn State	L	12-14	8-3-0	2-1-0	University Park, Pa.	2635	Brock Turnbaugh (8-3)
* Apr 21	at Michigan	W	10-9	9-3-0	3-1-0	Ann Arbor, Mich.	1402	Brock Turnbaugh (9-3)
* Apr 28	#3 MARYLAND	LO3	7-8	9-4-0	3-2-0	Baltimore, MD	10388	Brock Turnbaugh (9-4)
+ May 3	vs #15 Ohio State	W	6-5	10-4-0	3-2-0	Ann Arbor, Mich.	688	Brock Turnbaugh (10-4)
+ May 5	vs #2 Maryland	W	13-10	11-4-0	3-2-0	Ann Arbor, Mich.	1292	Brock Turnbaugh (11-4)
^ May 13	#12 GEORGETOWN	WOT	10-9	12-4-0	3-2-0	Baltimore, MD	2169	Brock Turnbaugh (12-4)
^ May 20	vs #3 Duke	L	9-14	12-5-0	3-2-0	Annapolis, Md.	13047	Brock Turnbaugh (12-5)

+ Big Ten Tournament

^ NCAA Tournament

Team Record	W-L-T	Attendance	Dates	Total	Average
Overall:	12-5	Total:	17	55673	3275
Conference:	3-2	Home:	8	21269	2659
Home:	6-2	Away:	6	19377	3230
Away:	4-2	Neutral:	3	15027	5009
Neutral:	2-1				
Overtime:	1-1				

2018 Johns Hopkins Lacrosse
Johns Hopkins Overall Team Statistics
All games (as of May 21, 2018)

Overall: 12-5 Conf: 3-2 Home: 6-2 Away: 4-2 Neut: 2-1

TEAM STATISTICS	JHU	OPP
SHOT STATISTICS		
Goals-Shot attempts	199-677	165-577
Goals scored per game	11.71	9.71
Shot pct.	.294	.286
Shots on goal-Attempts	372-677	333-577
SOG pct.	.549	.577
Shots/Game	39.8	33.9
Assists	124	85
MAN-UP OPPORTUNITIES		
Goals-Opportunities	22-62	16-50
Conversion Percent	.355	.320
GOAL BREAKDOWN		
Total Goals	199	165
Man-up	22	16
Man-down	0	2
Unassisted	75	80
Overtime	1	1
Goals scored average	11.57	9.59
GROUND BALLS	459	429
TURNOVERS	185	191
CAUSED TURNOVERS	95	85
FACEOFFS (W-L)	221-422	201-422
Faceoff W-L Pct.	.524	.476
CLEARs	236-263	232-267
Clear Pct.	.897	.869
PENALTIES		
Number	53	69
Minutes	45:30	55:00
ATTENDANCE		
Total	21269	19377
Dates/Avg Per Date	8/2659	6/3230
Neutral Site #/Avg	3/5009	

Goals by Period	1st	2nd	3rd	4th	OT	OT2	OT3	Total
Johns Hopkins	42	37	54	65	1	0	0	199
Opponents	48	37	35	44	0	0	1	165

Saves by Period	1st	2nd	3rd	4th	OT	OT2	OT3	Total
Johns Hopkins	35	52	38	43	0	0	0	168
Opponents	43	39	48	41	0	2	0	173

Shots by Period	1st	2nd	3rd	4th	OT	OT2	OT3	Total
Johns Hopkins	159	159	171	182	4	2	0	677
Opponents	152	146	126	142	5	5	1	577

Shots on Goal	1st	2nd	3rd	4th	OT	OT2	OT3	Total
Johns Hopkins	85	76	102	106	1	2	0	372
Opponents	83	89	73	87	0	0	1	333

2018 Johns Hopkins Lacrosse
Johns Hopkins Overall Individual Statistics
All games (as of May 21, 2018)

Overall: 12-5 Conf: 3-2 Home: 6-2 Away: 4-2 Neut: 2-1

##	Player	gp-gs	g	a	pts	sh	sh%	sog	sog%	up	dn	gb	t/o	ct	faceoff	pct	pen-min
13	Kyle Marr	17-17	41	17	58	106	.387	64	.604	6	0	20	12	3	-	-	7-4.5
55	Joel Tinney	17-17	21	32	53	77	.273	46	.597	4	0	36	21	7	-	-	4-3.0
32	Shack Stanwick	16-16	18	35	53	54	.333	35	.648	2	0	24	18	3	-	-	-
14	Cole Williams	17-17	35	14	49	132	.265	57	.432	0	0	15	22	3	-	-	4-3.5
3	Connor DeSimone	17-15	16	2	18	57	.281	33	.579	1	0	20	9	1	-	-	-
2	Alex Concannon	16-5	10	8	18	28	.357	15	.536	0	0	9	9	3	-	-	1-0.5
7	Patrick Fraser	17-0	16	1	17	49	.327	30	.612	4	0	14	2	3	-	-	1-1.0
41	Brinton Valis	16-14	15	1	16	52	.288	30	.577	0	0	3	7	1	-	-	-
27	Thomas Guida	17-0	7	1	8	34	.206	17	.500	0	0	12	8	1	-	-	2-2.0
31	Hunter Moreland	17-0	4	2	6	9	.444	7	.778	0	0	99	15	1	200-351	.570	1-1.0
1	Brett Baskin	11-0	4	0	4	9	.444	7	.778	0	0	1	0	0	-	-	-
4	Forry Smith	13-1	2	2	4	7	.286	6	.857	2	0	4	2	0	-	-	-
10	Robert Kuhn	17-0	2	1	3	13	.154	5	.385	0	0	27	4	9	-	-	1-1.0
45	Jake Fox	8-0	2	1	3	9	.222	5	.556	1	0	4	3	0	-	-	-
26	Christopher Hubler	17-0	2	1	3	5	.400	2	.400	1	0	8	2	5	-	-	4-3.5
24	Jack Keogh	16-0	1	1	2	14	.071	4	.286	0	0	1	5	1	-	-	-
12	Luke Shilling	13-0	1	1	2	5	.200	2	.400	1	0	0	1	0	-	-	-
8	Patrick Foley	17-16	1	0	1	6	.167	3	.500	0	0	30	6	14	-	-	6-5.5
87	Jared Reinson	17-0	1	0	1	2	.500	1	.500	0	0	18	1	2	0-7	.000	1-1.0
88	Drew Pirie	3-0	0	1	1	1	.000	0	.000	0	0	1	0	0	-	-	-
44	Jack Rapine	17-17	0	1	1	1	.000	1	1.000	0	0	31	4	10	-	-	3-2.5
9	Matt Hubler	15-0	0	1	1	1	.000	0	.000	0	0	12	0	0	-	-	1-0.5
23	Daniel Jones	16-0	0	1	1	0	.000	0	.000	0	0	10	3	14	-	-	6-6.5
50	Tal Bruno	12-0	0	0	0	4	.000	1	.250	0	0	5	4	3	-	-	5-4.0
49	Brendan O'Neill	4-0	0	0	0	1	.000	0	.000	0	0	0	0	0	-	-	-
25	Kyle Prouty	12-0	0	0	0	1	.000	1	1.000	0	0	4	1	1	21-64	.328	-
99	Ryan Coulter	3-0	0	0	0	0	.000	0	.000	0	0	0	0	0	-	-	-
92	Samuel Bamigboye	6-1	0	0	0	0	.000	0	.000	0	0	0	0	0	-	-	1-1.0
42	Joe Pollard	5-0	0	0	0	0	.000	0	.000	0	0	1	0	0	-	-	-
34	Brandon Shure	9-0	0	0	0	0	.000	0	.000	0	0	1	0	0	-	-	-
33	Matt Stagnitta	5-0	0	0	0	0	.000	0	.000	0	0	0	0	0	-	-	-
29	Brock Turnbaugh	17-17	0	0	0	0	.000	0	.000	0	0	28	6	2	-	-	-
28	Jack Lyne	2-0	0	0	0	0	.000	0	.000	0	0	0	0	0	-	-	-
20	L. Capobianco-Hogan	1-0	0	0	0	0	.000	0	.000	0	0	0	0	0	-	-	-
16	Owen Colwell	17-17	0	0	0	0	.000	0	.000	0	0	20	3	6	-	-	3-3.0
15	Sam Lynch	14-0	0	0	0	0	.000	0	.000	0	0	1	1	0	-	-	-
11	Kyle DiPietro	2-0	0	0	0	0	.000	0	.000	0	0	0	0	0	-	-	-
6	Marc Pion	7-0	0	0	0	0	.000	0	.000	0	0	0	1	2	-	-	1-1.0
5	Ryan Darby	1-0	0	0	0	0	.000	0	.000	0	0	0	0	0	-	-	-
Total		17	199	124	323	677	.294	372	.549	22	0	459	185	95	221-422	.524	53-45.5
Opponents		17	165	85	250	577	.286	333	.577	16	2	429	191	85	201-422	.476	69-55.0

##	Goalie	gp-gs	min	ga	gaavg	saves	pct	w	l	t	shots faced
29	Brock Turnbaugh	17-17	1027:13	163	9.52	167	.506	12	5	0	574
5	Ryan Darby	1-0	5:08	2	23.38	1	.333	0	0	0	3
Total		17	1032:21	165	9.59	168	.505	12	5	0	577
Opponents		17	1032:21	199	11.57	173	.465	5	12	0	677

Goals by Period	1st	2nd	3rd	4th	OT	OT2	OT3	Total
Johns Hopkins	42	37	54	65	1	0	0	199
Opponents	48	37	35	44	0	0	1	165

Saves by Period	1st	2nd	3rd	4th	OT	OT2	OT3	Total
Johns Hopkins	35	52	38	43	0	0	0	168
Opponents	43	39	48	41	0	2	0	173

Shots by Period	1st	2nd	3rd	4th	OT	OT2	OT3	Total
Johns Hopkins	159	159	171	182	4	2	0	677
Opponents	152	146	126	142	5	5	1	577

Attendance Summary	JHU	Opponent
Total	21269	19377
Dates/Avg Per Date	8/2659	6/3230
Neutral Site #/Avg	3/5009	

Shots on Goal	1st	2nd	3rd	4th	OT	OT2	OT3	Total
Johns Hopkins	85	76	102	106	1	2	0	372
Opponents	83	89	73	87	0	0	1	333

CLEARs: Johns Hopkins -- 236-263 .897, Opponents -- 232-267 .869.
MAN-UP OPPs: Johns Hopkins -- 22-62 .355, Opponents -- 16-50 .320.

2018 Johns Hopkins Lacrosse
Johns Hopkins Individual Season/Career Statistics
All games (as of May 21, 2018)

SEASON

CAREER

#	Player	gp-gs	q	a	pts	sh	sh%	gw	up	dn	qb	t/o	ct	faceoff	pen-min	gp-gs	q	a	pts	sh	sh%	gw	up	dn	qb	t/o	ct	faceoff
13	Kyle Marr	17-17	41	17	58	106	.387	4	6	0	20	12	3	-	7-4.5	47-28	79	40	119	231	.342	5	13	0	53	40	5	-
55	Joel Tinney	17-17	21	32	53	77	.273	0	4	0	36	21	7	-	4-3.0	50-50	68	51	119	214	.318	5	4	0	107	49	24	-
32	Shack Stanwick	16-16	18	35	53	54	.333	2	2	0	24	18	3	-	-	64-62	92	117	209	218	.422	7	14	0	84	74	9	-
14	Cole Williams	17-17	35	14	49	132	.265	2	0	0	15	22	3	-	4-3.5	32-17	41	18	59	164	.250	3	0	0	21	31	4	-
3	Connor DeSimone	17-15	16	2	18	57	.281	1	1	0	20	9	1	-	-	17-15	16	2	18	57	.281	1	1	0	20	9	1	-
2	Alex Concannon	16-5	10	8	18	28	.357	2	0	0	9	9	3	-	1-0.5	31-5	13	17	30	45	.289	2	0	0	12	11	3	-
7	Patrick Fraser	17-0	16	1	17	49	.327	0	4	0	14	2	3	-	1-1.0	64-7	48	6	54	154	.312	0	30	0	31	13	6	-
41	Brinton Valls	16-14	15	1	16	52	.288	0	0	0	3	7	1	-	-	50-14	20	4	24	81	.247	0	0	0	6	18	1	-
27	Thomas Guida	17-0	7	1	8	34	.206	0	0	0	12	8	1	-	2-2.0	46-0	8	4	12	38	.211	0	0	0	40	16	6	-
31	Hunter Moreland	17-0	4	2	6	9	.444	0	0	0	99	15	1	200-351	1-1.0	54-0	5	7	12	14	.357	0	0	0	210	28	1	487-866
4	Brett Baskin	11-0	4	0	4	9	.444	0	0	0	1	0	0	-	-	11-0	4	0	4	9	.444	0	0	0	1	0	0	-
4	Fory Smith	13-1	2	2	4	7	.286	1	2	0	4	2	0	-	-	28-1	16	8	24	40	.400	2	2	0	20	7	1	-
10	Robert Kuhn	17-0	2	1	3	13	.154	0	0	0	27	4	9	-	1-1.0	47-0	9	6	15	33	.273	0	0	0	79	12	23	1-6
45	Jake Fox	8-0	2	1	3	9	.222	0	1	0	4	3	0	-	-	19-0	3	2	5	18	.167	0	1	0	5	6	0	-
26	Christopher Hubler	17-0	2	1	3	5	.400	0	1	0	8	2	5	-	4-3.5	33-0	2	1	3	5	.400	0	1	0	9	2	7	-
24	Jack Keogh	16-0	1	1	2	14	.071	0	0	0	1	5	1	-	-	16-0	1	1	2	14	.071	0	0	0	1	5	1	-
12	Luke Shilling	13-0	1	1	2	5	.200	0	1	0	0	1	0	-	-	13-0	1	1	2	5	.200	0	1	0	0	1	0	-
8	Patrick Foley	17-16	1	0	1	6	.167	0	0	0	30	6	14	-	6-5.5	32-31	3	0	3	13	.231	0	0	1	53	14	25	-
87	Jared Reinson	17-0	1	0	1	2	.500	0	0	0	18	1	2	0-7	1-1.0	17-0	1	0	1	2	.500	0	0	0	18	1	2	0-7
88	Drew Pirie	3-0	0	1	1	1	.000	0	0	0	1	0	0	-	-	17-0	0	1	1	6	.000	0	0	0	1	3	0	-
44	Jack Rapine	17-17	0	1	1	1	.000	0	0	0	31	4	10	-	3-2.5	32-32	0	1	1	1	.000	0	0	0	60	8	27	-
9	Matt Hubler	15-0	0	1	1	1	.000	0	0	0	12	0	0	-	1-0.5	16-0	0	1	1	1	.000	0	0	0	12	0	0	-
23	Daniel Jones	16-0	0	1	1	0	.000	0	0	0	10	3	14	-	6-6.5	32-0	0	2	2	0	.000	0	0	0	16	7	16	-
50	Tal Bruno	12-0	0	0	0	4	.000	0	0	0	5	4	3	-	5-4.0	54-0	3	1	4	13	.231	0	0	0	37	16	14	-
49	Brendan O'Neill	4-0	0	0	0	1	.000	0	0	0	0	0	0	-	-	7-0	0	0	0	1	.000	0	0	0	0	0	0	-
25	Kyle Prouty	12-0	0	0	0	1	.000	0	0	0	4	1	1	21-64	-	12-0	0	0	0	1	.000	0	0	0	4	1	1	21-64
99	Ryan Coulter	3-0	0	0	0	0	.000	0	0	0	0	0	0	-	-	6-0	0	0	0	0	.000	0	0	0	0	0	0	-
92	Samuel Bamigboye	6-1	0	0	0	0	.000	0	0	0	0	0	0	-	1-1.0	14-1	0	0	0	0	.000	0	0	0	1	1	0	-
42	Joe Pollard	5-0	0	0	0	0	.000	0	0	0	1	0	0	-	-	11-0	0	0	0	2	.000	0	0	0	2	0	0	-
34	Brandon Shure	9-0	0	0	0	0	.000	0	0	0	1	0	0	-	-	9-0	0	0	0	0	.000	0	0	0	1	0	0	-
33	Matt Stagnitta	5-0	0	0	0	0	.000	0	0	0	0	0	0	-	-	11-0	0	0	0	0	.000	0	0	0	1	1	0	-
29	Brock Turnbaugh	17-17	0	0	0	0	.000	0	0	0	28	6	2	-	-	45-39	0	0	0	0	.000	0	0	0	73	15	3	-
28	Jack Lyne	2-0	0	0	0	0	.000	0	0	0	0	0	0	-	-	2-0	0	0	0	0	.000	0	0	0	0	0	0	-
20	L. Capobianco-Hogan	1-0	0	0	0	0	.000	0	0	0	0	0	0	-	-	1-0	0	0	0	0	.000	0	0	0	0	0	0	-
16	Owen Colwell	17-17	0	0	0	0	.000	0	0	0	20	3	6	-	3-3.0	32-18	0	0	0	0	.000	0	0	0	28	5	9	-
15	Sam Lynch	14-0	0	0	0	0	.000	0	0	0	1	1	0	-	-	26-0	0	0	0	2	.000	0	0	0	2	3	1	-
11	Kyle DiPietro	2-0	0	0	0	0	.000	0	0	0	0	0	0	-	-	2-0	0	0	0	0	.000	0	0	0	0	0	0	-
6	Marc Plon	7-0	0	0	0	0	.000	0	0	0	0	1	2	-	1-1.0	7-0	0	0	0	0	.000	0	0	0	0	1	2	-
5	Ryan Darby	1-0	0	0	0	0	.000	0	0	0	0	0	0	-	-	1-0	0	0	0	0	.000	0	0	0	0	0	0	-
Total		144	199	124	323	677	.294	12	22	0	459	185	95	221-422	53-45.5													
Opponents		144	165	85	250	577	.286	5	16	2	429	191	85	201-422	69-55.0													

#	Goalie	gp-gs	minutes	qa	gaavg	saves	pct	w	l	t	sho	l	w	t	sho
29	Brock Turnbaugh	17-17	1027:13	163	9.52	167	.506	12	5	0	0	0	12	16	0
5	Ryan Darby	1-0	5:08	2	23.38	1	.333	0	0	0	0	0	0	0	0
Total		17	1032:21	165	9.59	168	.505	12	5	0	0	0	12	16	0
Opponents		17	1032:21	199	11.57	173	.465	5	12	0	0	0	5	12	0

2018 Johns Hopkins Lacrosse
Johns Hopkins Game-by-Game Goals-Assists-Points
All games (as of May 21, 2018)

Opponent	Date	Score	1	2	3	4	5	6	7	8	9	10	11
TOWSON	Feb 10	14-6 W	BASKIN,BRE 0-0-0	CONCANNON, 2-1-3	DESIMONE,C 0-0-0	SMITH,FORR 0-0-0	DARBY,RYAN DNP	PION,MARC 0-0-0	FRASER,PAT 1-0-1	FOLEY,PATR 1-0-1	HUBLER,MAT 0-0-0	KUHN,ROBER 1-0-1	DIPIETRO,K 11 DNP
at LOYOLA	Feb 17	5-12 L	0-0-0	1-0-1	0-0-0	0-0-0	DNP	DNP	0-0-0	0-0-0	DNP	0-0-0	DNP
NC	Feb 23	11-13 L	DNP	0-1-1	1-0-1	0-0-0	DNP	DNP	1-0-1	0-0-0	DNP	0-0-0	DNP
PRIN	Mar 03	16-9 W	1-0-1	DNP	2-0-2	2-0-2	DNP	0-0-0	0-0-0	0-0-0	0-0-0	0-0-0	DNP
at SU	Mar 10	18-7 W	0-0-0	3-2-5	3-0-3	0-0-0	DNP	0-0-0	0-0-0	0-0-0	0-0-0	0-0-0	0-0-0
UMBCM	Mar 13	13-6 W	2-0-2	0-0-0	2-0-2	0-0-0	0-0-0	0-0-0	0-0-0	0-0-0	0-1-1	0-1-1	0-0-0
DELAWARE	Mar 17	14-8 W	1-0-1	0-0-0	0-0-0	0-0-0	DNP	DNP	1-0-1	0-0-0	0-0-0	0-0-0	DNP
at VA	Mar 24	15-13 W	0-0-0	0-1-1	3-0-3	0-0-0	DNP	DNP	1-0-1	0-0-0	0-0-0	0-0-0	DNP
at RU	Apr 01	13-12 W	0-0-0	0-0-0	2-0-2	DNP	DNP	0-0-0	3-0-3	0-0-0	0-0-0	1-0-1	DNP
OSU	Apr 07	13-10 W	0-0-0	1-0-1	0-0-0	DNP	DNP	DNP	1-0-1	0-0-0	0-0-0	0-0-0	DNP
at PSUMLAX	Apr 14	12-14 L	0-0-0	0-1-1	1-1-2	0-1-1	DNP	DNP	3-0-3	0-0-0	0-0-0	0-0-0	DNP
at MICHIGAN	Apr 21	10-9 W	0-0-0	0-1-1	0-0-0	0-1-1	DNP	DNP	3-0-3	0-0-0	0-0-0	0-0-0	DNP
UMD	Apr 28	7-8 L	DNP	2-0-2	1-0-1	0-0-0	DNP	DNP	0-0-0	0-0-0	0-0-0	0-0-0	DNP
vs OSU	May 3	6-5 W	DNP	1-1-2	0-0-0	0-0-0	DNP	DNP	0-0-0	0-0-0	0-0-0	0-0-0	DNP
vs UMD	May 5	13-10 W	DNP	0-0-0	0-1-1	DNP	DNP	0-0-0	0-0-0	0-0-0	0-0-0	0-0-0	DNP
GU	May 13	10-9 W	DNP	0-0-0	0-0-0	0-0-0	DNP	0-0-0	1-0-1	0-0-0	0-0-0	0-0-0	DNP
vs DU	May 20	9-14 L	DNP	0-0-0	1-0-1	DNP	DNP	DNP	1-1-2	0-0-0	0-0-0	0-0-0	DNP

Opponent	Date	Score	12	13	14	15	16	20	23	24	25	26	27
TOWSON	Feb 10	14-6 W	SHILLING,L 0-0-0	MARR,KYLE 4-2-6	WILLIAMS,C 1-0-1	LYNCH,SAM DNP	COLWELLOW 0-0-0	CAPOBIANCO DNP	JONES,DANI 0-0-0	KEOGH,JACK 0-0-0	PROUTY,KYL 0-0-0	HUBLER,CHR 0-0-0	GUIDA,THOM 27 0-0-0
at LOYOLA	Feb 17	5-12 L	DNP	0-0-0	0-1-1	DNP	0-0-0	DNP	0-0-0	0-0-0	DNP	0-0-0	0-0-0
NC	Feb 23	11-13 L	DNP	0-2-2	3-0-3	0-0-0	0-0-0	DNP	0-0-0	0-0-0	DNP	1-0-1	1-0-1
PRIN	Mar 03	16-9 W	0-0-0	2-3-5	4-0-4	0-0-0	0-0-0	DNP	0-0-0	0-0-0	0-0-0	0-0-0	0-0-0
at SU	Mar 10	18-7 W	0-0-0	3-0-3	4-1-5	0-0-0	0-0-0	0-0-0	0-0-0	0-0-0	0-0-0	0-0-0	1-0-1
UMBCM	Mar 13	13-6 W	0-0-0	2-0-2	2-1-3	0-0-0	0-0-0	DNP	0-0-0	0-0-0	0-0-0	0-0-0	0-0-0
DELAWARE	Mar 17	14-8 W	0-0-0	3-2-5	2-1-3	0-0-0	0-0-0	DNP	0-0-0	0-0-0	0-0-0	0-0-0	2-1-3
at VA	Mar 24	15-13 W	0-0-0	4-1-5	3-0-3	0-0-0	0-0-0	DNP	0-0-0	0-0-0	0-0-0	0-0-0	0-0-0
at RU	Apr 01	13-12 W	0-0-0	1-0-1	2-4-6	DNP	0-0-0	DNP	0-0-0	1-0-1	0-0-0	0-0-0	0-0-0
OSU	Apr 07	13-10 W	1-0-1	2-0-2	4-0-4	0-0-0	0-0-0	DNP	0-0-0	0-0-0	0-0-0	0-0-0	0-0-0
at PSUMLAX	Apr 14	12-14 L	0-0-0	2-1-3	3-2-5	0-0-0	0-0-0	DNP	0-0-0	0-0-0	0-0-0	0-0-0	0-0-0
at MICHIGAN	Apr 21	10-9 W	0-0-0	4-0-4	0-1-1	0-0-0	0-0-0	DNP	0-1-1	0-0-0	DNP	0-0-0	0-0-0
UMD	Apr 28	7-8 L	0-1-1	1-1-2	0-1-1	0-0-0	0-0-0	DNP	0-0-0	0-0-0	DNP	0-0-0	0-0-0
vs OSU	May 3	6-5 W	0-0-0	3-0-3	0-0-0	0-0-0	0-0-0	DNP	0-0-0	0-0-0	0-0-0	0-0-0	0-0-0
vs UMD	May 5	13-10 W	0-0-0	3-2-5	5-1-6	0-0-0	0-0-0	DNP	DNP	0-0-0	DNP	0-0-0	3-0-3
GU	May 13	10-9 W	DNP	5-2-7	0-1-1	0-0-0	0-0-0	DNP	0-0-0	DNP	0-0-0	0-0-0	0-0-0
vs DU	May 20	9-14 L	DNP	2-1-3	2-0-2	0-0-0	0-0-0	DNP	0-0-0	0-1-1	0-0-0	1-1-2	0-0-0

2018 Johns Hopkins Lacrosse
Johns Hopkins Game-by-Game Goals-Assists-Points
All games (as of May 21, 2018)

Opponent	Date	Score	28	29	31	32	33	34	41	42	44	45	49
			LYNE,JACK	TURNBAUGH,	MORELAND,H	STANWICK,S	STAGNITTA,	SHURE,BRAN	VALIS,BRIN	POLLARD,JO	RAPINE,JAC	FOX,JAKE	O'NEILL,BR
TOWSON	Feb 10	14-6 W	DNP	0-0-0	1-0-1	1-2-3	0-0-0	DNP	0-0-0	0-0-0	0-1-1	0-0-0	DNP
at LOYOLA	Feb 17	5-12 L	DNP	0-0-0	1-1-2	1-0-1	DNP	DNP	1-0-1	DNP	0-0-0	0-0-0	DNP
NC	Feb 23	11-13 L	DNP	0-0-0	0-0-0	2-1-3	DNP	DNP	1-0-1	DNP	0-0-0	DNP	DNP
PRIN	Mar 03	16-9 W	DNP	0-0-0	0-0-0	1-1-2	0-0-0	DNP	3-0-3	0-0-0	0-0-0	0-0-0	0-0-0
at SU	Mar 10	18-7 W	0-0-0	0-0-0	0-0-0	2-3-5	0-0-0	0-0-0	1-0-1	0-0-0	0-0-0	1-0-1	0-0-0
UMBCM	Mar 13	13-6 W	0-0-0	0-0-0	0-0-0	3-4-7	0-0-0	0-0-0	1-0-1	0-0-0	0-0-0	0-0-0	0-0-0
DELAWARE	Mar 17	14-8 W	DNP	0-0-0	0-0-0	2-5-7	0-0-0	0-0-0	1-0-1	0-0-0	0-0-0	0-0-0	0-0-0
at VA	Mar 24	15-13 W	DNP	0-0-0	1-0-1	1-1-2	DNP	0-0-0	DNP	DNP	0-0-0	DNP	DNP
at RU	Apr 01	13-12 W	DNP	0-0-0	0-1-1	1-4-5	DNP	DNP	1-0-1	DNP	0-0-0	DNP	DNP
OSU	Apr 07	13-10 W	DNP	0-0-0	0-0-0	1-3-4	DNP	0-0-0	2-0-2	DNP	0-0-0	DNP	DNP
at PSUMLAX	Apr 14	12-14 L	DNP	0-0-0	0-0-0	0-0-0	DNP	0-0-0	1-0-1	DNP	0-0-0	DNP	DNP
at MICHIGAN	Apr 21	10-9 W	DNP	0-0-0	0-0-0	DNP	DNP	0-0-0	1-0-1	DNP	0-0-0	DNP	DNP
UMD	Apr 28	7-8 L	DNP	0-0-0	0-0-0	1-1-2	DNP	DNP	0-0-0	DNP	0-0-0	DNP	DNP
vs OSU	May 3	6-5 W	DNP	0-0-0	0-0-0	1-1-2	DNP	DNP	0-0-0	DNP	0-0-0	DNP	DNP
vs UMD	May 5	13-10 W	DNP	0-0-0	1-0-1	0-3-3	DNP	DNP	1-0-1	DNP	0-0-0	DNP	DNP
GU	May 13	10-9 W	DNP	0-0-0	0-0-0	1-4-5	DNP	0-0-0	0-1-1	DNP	0-0-0	0-0-0	DNP
vs DU	May 20	9-14 L	DNP	0-0-0	0-0-0	0-2-2	DNP	0-0-0	1-0-1	DNP	0-0-0	1-1-2	DNP

Opponent	Date	Score	50	55	87	88	92	99
			BRUNO,TAL	TINNEY,JOE	REINSON,JA	PIRE,DREW	BAMIGBOYE,	COULTERRY
TOWSON	Feb 10	14-6 W	0-0-0	2-2-4	0-0-0	DNP	0-0-0	0-0-0
at LOYOLA	Feb 17	5-12 L	0-0-0	0-1-1	1-0-1	DNP	DNP	DNP
NC	Feb 23	11-13 L	0-0-0	1-0-1	0-0-0	DNP	DNP	DNP
PRIN	Mar 03	16-9 W	0-0-0	1-4-5	0-0-0	DNP	0-0-0	0-0-0
at SU	Mar 10	18-7 W	0-0-0	0-4-4	0-0-0	0-1-1	0-0-0	DNP
UMBCM	Mar 13	13-6 W	0-0-0	1-2-3	0-0-0	0-0-0	0-0-0	0-0-0
DELAWARE	Mar 17	14-8 W	0-0-0	2-1-3	0-0-0	0-0-0	0-0-0	DNP
at VA	Mar 24	15-13 W	0-0-0	2-4-6	0-0-0	DNP	DNP	DNP
at RU	Apr 01	13-12 W	DNP	1-1-2	0-0-0	DNP	DNP	DNP
OSU	Apr 07	13-10 W	DNP	1-2-3	0-0-0	DNP	DNP	DNP
at PSUMLAX	Apr 14	12-14 L	DNP	2-3-5	0-0-0	DNP	0-0-0	DNP
at MICHIGAN	Apr 21	10-9 W	DNP	2-4-6	0-0-0	DNP	DNP	DNP
UMD	Apr 28	7-8 L	DNP	2-0-2	0-0-0	DNP	DNP	DNP
vs OSU	May 3	6-5 W	0-0-0	1-1-2	0-0-0	DNP	DNP	DNP
vs UMD	May 5	13-10 W	0-0-0	0-1-1	0-0-0	DNP	DNP	DNP
GU	May 13	10-9 W	0-0-0	3-1-4	0-0-0	DNP	DNP	DNP
vs DU	May 20	9-14 L	0-0-0	0-1-1	0-0-0	DNP	DNP	DNP

2018 Johns Hopkins Lacrosse
Johns Hopkins Category Leaders
All games (as of May 21, 2018)

##	Points	GP	G	A	Pts	Shots
13	Kyle Marr	17	41	17	58	106
55	Joel Tinney	17	21	32	53	77
32	Shack Stanwick	16	18	35	53	54
14	Cole Williams	17	35	14	49	132
3	Connor DeSimone	17	16	2	18	57

##	Goals	GP	G	A	Pts	Shots
13	Kyle Marr	17	41	17	58	106
14	Cole Williams	17	35	14	49	132
55	Joel Tinney	17	21	32	53	77
32	Shack Stanwick	16	18	35	53	54
3	Connor DeSimone	17	16	2	18	57

##	Assists	GP	G	A	Pts	Shots
32	Shack Stanwick	16	18	35	53	54
55	Joel Tinney	17	21	32	53	77
13	Kyle Marr	17	41	17	58	106
14	Cole Williams	17	35	14	49	132
2	Alex Concannon	16	10	8	18	28

##	Ground Balls	GP	No.
31	Hunter Moreland	17	99
55	Joel Tinney	17	36
44	Jack Rapine	17	31
8	Patrick Foley	17	30
29	Brock Turnbaugh	17	28

##	Man-Up Goals	GP	No.
13	Kyle Marr	17	6
55	Joel Tinney	17	4
7	Patrick Fraser	17	4
32	Shack Stanwick	16	2
4	Forry Smith	13	2

##	Man-Down Goals	GP	No.
----	----------------	----	-----

##	Faceoff Pct.	GP	Won	Att	Pct.
31	Hunter Moreland	17	200	351	.570
25	Kyle Prouty	12	21	64	.328

##	Shots	GP	G	A	Shots	Shot%
14	Cole Williams	17	35	14	132	.265
13	Kyle Marr	17	41	17	106	.387
55	Joel Tinney	17	21	32	77	.273
3	Connor DeSimone	17	16	2	57	.281
32	Shack Stanwick	16	18	35	54	.333

##	Shot Pct.	GP	G	A	Shots	Shot%
87	Jared Reinson	17	1	0	2	.500
31	Hunter Moreland	17	4	2	9	.444
1	Brett Baskin	11	4	0	9	.444
26	Christopher Hubler	17	2	1	5	.400
13	Kyle Marr	17	41	17	106	.387

##	Shots on Goal	GP	G	A	Shots	SOG	SOG%
13	Kyle Marr	17	41	17	106	64	.604
14	Cole Williams	17	35	14	132	57	.432
55	Joel Tinney	17	21	32	77	46	.597
32	Shack Stanwick	16	18	35	54	35	.648
3	Connor DeSimone	17	16	2	57	33	.579

##	Shots on Goal Pct.	GP	G	A	Shots	SOG	SOG%
44	Jack Rapine	17	0	1	1	1	1.000
25	Kyle Prouty	12	0	0	1	1	1.000
4	Forry Smith	13	2	2	7	6	.857
1	Brett Baskin	11	4	0	9	7	.778
31	Hunter Moreland	17	4	2	9	7	.778

##	Caused Turnovers	GP	No.
23	Daniel Jones	16	14
8	Patrick Foley	17	14
44	Jack Rapine	17	10
10	Robert Kuhn	17	9
55	Joel Tinney	17	7

##	Penalties	GP	No.
13	Kyle Marr	17	7
23	Daniel Jones	16	6
8	Patrick Foley	17	6
50	Tal Bruno	12	5
14	Cole Williams	17	4

##	Penalty Minutes	GP	No.
23	Daniel Jones	16	6.5
8	Patrick Foley	17	5.5
13	Kyle Marr	17	4.5
50	Tal Bruno	12	4.0
14	Cole Williams	17	3.5

2018 Johns Hopkins Lacrosse
Johns Hopkins Team Game-by-Game
All games (as of May 21, 2018)

TEAM STATISTICS

Date	Opponent	Score	G	A	Pts	Sh	Sog	UP	DN	GB	TO	CT	Faceoff	Pen-Min
Feb 10, 2018	TOWSON	14-6	14	8	22	47	23	3	0	29	10	2	8-24	3-2.5
Feb 17, 2018	Loyola Maryland	5-12	5	3	8	32	17	0	0	23	22	3	14-20	7-5.5
Feb 23, 2018	NORTH CAROLINA	11-13	11	4	15	39	24	2	0	29	13	8	18-27	3-2.0
Mar 03, 2018	PRINCETON	16-9	16	8	24	52	27	3	0	33	11	7	20-28	3-3.0
Mar 10, 2018	Syracuse	18-7	18	11	29	46	28	0	0	38	8	11	18-28	3-2.5
Mar 13, 2018	UMBC	13-6	13	9	22	30	19	0	0	32	13	7	16-21	0-0.0
Mar 17, 2018	DELAWARE	14-8	14	10	24	50	27	0	0	27	10	5	20-26	3-2.5
Mar 24, 2018	Virginia	15-13	15	7	22	52	29	2	0	36	11	8	15-32	5-3.5
Apr 01, 2018	Rutgers	13-12	13	10	23	42	23	1	0	29	4	4	12-27	1-1.0
Apr 07, 2018	OHIO STATE	13-10	13	5	18	35	19	1	0	26	12	8	8-27	4-3.5
Apr 14, 2018	Penn State	12-14	12	9	21	38	26	0	0	24	10	8	11-29	2-2.0
Apr 21, 2018	Michigan	10-9	10	8	18	38	22	2	0	26	11	5	17-23	4-2.5
Apr 28, 2018	MARYLAND	7-8	7	4	11	43	20	1	0	27	7	4	11-21	2-1.5
May 3, 2018	Ohio State	6-5	6	3	9	17	10	2	0	15	17	5	3-14	4-5.5
May 5, 2018	Maryland	13-10	13	8	21	33	17	0	0	23	11	2	15-27	4-4.0
May 13, 2018	GEORGETOWN	10-9	10	9	19	39	21	2	0	18	7	4	8-23	2-2.0
May 20, 2018	Duke	9-14	9	8	17	44	20	3	0	24	8	4	7-25	3-2.0
		199-165	199	124	323	677	372	22	0	459	185	95	221-422	53-45.5
Opponent			165	85	250	577	333	16	2	429	191	85	201-422	69-55.0

TEAM PER-GAME

Games played: 17

Shots per game: 39.82; Goals per game: 11.71

Assists per game: 7.29; Points per game: 19.00

Shot pct: .294; SOG pct: .549

Faceoff W-L pct: .524; Clear pct.: 0.897

Date	Opponent	Score	Minutes	GA	GAAvg	Saves	Save%	W	L	T	Faced
Feb 10, 2018	TOWSON	14-6	60:00	6	6.00	13	.684	1	0	0	40
Feb 17, 2018	Loyola Maryland	5-12	60:00	12	9.00	11	.478	0	1	0	40
Feb 23, 2018	NORTH CAROLINA	11-13	60:00	13	10.33	9	.409	0	1	0	37
Mar 03, 2018	PRINCETON	16-9	60:00	9	10.00	6	.400	1	0	0	30
Mar 10, 2018	Syracuse	18-7	60:00	7	9.40	10	.588	1	0	0	25
Mar 13, 2018	UMBC	13-6	60:00	6	8.83	10	.625	1	0	0	20
Mar 17, 2018	DELAWARE	14-8	60:00	8	8.71	5	.385	1	0	0	35
Mar 24, 2018	Virginia	15-13	60:00	13	9.25	10	.435	1	0	0	39
Apr 01, 2018	Rutgers	13-12	60:00	12	9.56	9	.429	1	0	0	29
Apr 07, 2018	OHIO STATE	13-10	60:00	10	9.60	11	.524	1	0	0	30
Apr 14, 2018	Penn State	12-14	60:00	14	10.00	12	.462	0	1	0	39
Apr 21, 2018	Michigan	10-9	60:00	9	9.92	11	.550	1	0	0	34
Apr 28, 2018	MARYLAND	7-8	68:50	8	9.66	8	.500	0	1	0	45
May 3, 2018	Ohio State	6-5	60:00	5	9.33	16	.762	1	0	0	37
May 5, 2018	Maryland	13-10	60:00	10	9.37	14	.583	1	0	0	35
May 13, 2018	GEORGETOWN	10-9	63:31	9	9.32	4	.308	1	0	0	20
May 20, 2018	Duke	9-14	60:00	14	9.59	9	.391	0	1	0	42
		199-165	1032:21	165	9.59	168	.505	12	5	0	577
Opponent			1032:21	199	9.59	173	.465	5	12	0	677

2018 Johns Hopkins Lacrosse
Johns Hopkins Opponent Game-by-Game
All games (as of May 21, 2018)

OPPONENT STATISTICS

Date	Opponent	Score	G	A	Pts	Sh	Sog	UP	DN	GB	TO	CT	Faceoff	Pen-Min
Feb 10, 2018	TOWSON	14-6	6	1	7	40	19	0	0	25	14	3	16-24	4-2.5
Feb 17, 2018	Loyola Maryland	5-12	12	6	18	40	23	2	0	28	14	13	6-20	5-4.0
Feb 23, 2018	NORTH CAROLINA	11-13	13	6	19	37	22	3	0	20	13	5	9-27	4-4.0
Mar 03, 2018	PRINCETON	16-9	9	6	15	30	15	0	0	33	14	6	8-28	6-4.0
Mar 10, 2018	Syracuse	18-7	7	4	11	25	17	1	0	22	12	5	10-28	4-2.5
Mar 13, 2018	UMBC	13-6	6	1	7	20	16	0	0	11	10	6	5-21	1-1.0
Mar 17, 2018	DELAWARE	14-8	8	2	10	35	13	1	0	17	8	3	6-26	2-2.0
Mar 24, 2018	Virginia	15-13	13	8	21	39	23	2	0	36	18	6	17-32	4-3.0
Apr 01, 2018	Rutgers	13-12	12	6	18	29	21	1	1	31	7	1	15-27	2-2.0
Apr 07, 2018	OHIO STATE	13-10	10	6	16	30	21	1	1	31	14	7	19-27	4-3.5
Apr 14, 2018	Penn State	12-14	14	10	24	39	26	1	0	29	12	4	18-29	1-0.5
Apr 21, 2018	Michigan	10-9	9	5	14	34	20	2	0	19	8	6	6-23	3-2.5
Apr 28, 2018	MARYLAND	7-8	8	5	13	45	16	0	0	25	7	0	10-21	4-2.5
May 3, 2018	Ohio State	6-5	5	2	7	37	21	0	0	28	13	8	11-14	7-7.0
May 5, 2018	Maryland	13-10	10	7	17	35	24	1	0	28	5	6	12-27	6-4.0
May 13, 2018	GEORGETOWN	10-9	9	7	16	20	13	1	0	20	13	3	15-23	3-2.5
May 20, 2018	Duke	9-14	14	3	17	42	23	0	0	26	9	3	18-25	9-7.5
		165-199	165	85	250	577	333	16	2	429	191	85	201-422	69-55.0
Johns Hopkins			199	124	323	677	372	22	0	459	185	95	221-422	53-45.5

OPPONENT PER-GAME

Games played: 17

Shots per game: 33.94; Goals per game: 9.71

Assists per game: 5.00; Points per game: 14.71

Shot pct: .286; SOG pct: .577

Faceoff W-L pct: .476; Clear pct.: 0.897

Date	Opponent	Score	Minutes	GA	GAAvg	Saves	Save%	W	L	T	Faced
Feb 10, 2018	TOWSON	14-6	60:00	14	14.00	9	.391	0	1	0	47
Feb 17, 2018	Loyola Maryland	5-12	60:00	5	9.50	12	.706	1	0	0	32
Feb 23, 2018	NORTH CAROLINA	11-13	60:00	11	10.00	13	.542	1	0	0	39
Mar 03, 2018	PRINCETON	16-9	60:00	16	11.50	11	.407	0	1	0	52
Mar 10, 2018	Syracuse	18-7	60:00	18	12.80	10	.357	0	1	0	46
Mar 13, 2018	UMBC	13-6	60:00	13	12.83	6	.316	0	1	0	30
Mar 17, 2018	DELAWARE	14-8	60:00	14	13.00	13	.481	0	1	0	50
Mar 24, 2018	Virginia	15-13	60:00	15	13.25	14	.483	0	1	0	52
Apr 01, 2018	Rutgers	13-12	60:00	13	13.22	10	.435	0	1	0	42
Apr 07, 2018	OHIO STATE	13-10	60:00	13	13.20	6	.316	0	1	0	35
Apr 14, 2018	Penn State	12-14	60:00	12	13.09	14	.538	1	0	0	38
Apr 21, 2018	Michigan	10-9	60:00	10	12.83	12	.545	0	1	0	38
Apr 28, 2018	MARYLAND	7-8	68:50	7	12.25	13	.650	1	0	0	43
May 3, 2018	Ohio State	6-5	60:00	6	11.80	4	.400	0	1	0	17
May 5, 2018	Maryland	13-10	60:00	13	11.88	4	.235	0	1	0	33
May 13, 2018	GEORGETOWN	10-9	63:31	10	11.72	11	.524	0	1	0	39
May 20, 2018	Duke	9-14	60:00	9	11.57	11	.550	1	0	0	44
		165-199	1032:21	199	11.57	173	.465	5	12	0	677
Johns Hopkins			1032:21	165	11.57	168	.505	12	5	0	577

2018 Johns Hopkins Lacrosse
Johns Hopkins Team High/Low Analysis
All games (as of May 21, 2018)

Johns Hopkins - TEAM GAME HIGHS

POINTS	29	at Syracuse (Mar 10)
	24	vs DELAWARE (Mar 17)
	24	vs Princeton (Mar 03)
GOALS	18	at Syracuse (Mar 10)
	16	vs Princeton (Mar 03)
ASSISTS	11	at Syracuse (Mar 10)
	10	at Rutgers (Apr 01)
	10	vs DELAWARE (Mar 17)
SHOTS	52	at Virginia (Mar 24)
	52	vs Princeton (Mar 03)
SHOT PERCENT	.433 (13-30)	vs UMBC (Mar 13)
	.394 (13-33)	vs Maryland (May 5)
SHOTS ON GOAL	29	at Virginia (Mar 24)
	28	at Syracuse (Mar 10)
ON GOAL PERCENT	.684 (26-38)	at Penn State (Apr 14)
	.633 (19-30)	vs UMBC (Mar 13)
SAVES	16	vs Ohio State (May 3)
	14	vs Maryland (May 5)
GROUND BALLS	38	at Syracuse (Mar 10)
	36	at Virginia (Mar 24)
FACEOFF PERCENT	.769 (20-26)	vs DELAWARE (Mar 17)
	.762 (16-21)	vs UMBC (Mar 13)
TURNOVERS	22	at Loyola Maryland (Feb 17)
	17	vs Ohio State (May 3)
CAUSED TURNOVERS	11	at Syracuse (Mar 10)
	8	at Penn State (Apr 14)
	8	vs Ohio State (Apr 07)
	8	at Virginia (Mar 24)
	8	vs North Carolina (Feb 23)

Opponent - GAME HIGHS

POINTS	24	at Penn State (Apr 14)
	21	at Virginia (Mar 24)
GOALS	14	vs Duke (May 20)
	14	at Penn State (Apr 14)
ASSISTS	10	at Penn State (Apr 14)
	8	at Virginia (Mar 24)
SHOTS	45	vs Maryland (Apr 28)
	42	vs Duke (May 20)
SHOT PERCENT	.450 (9-20)	vs Georgetown (May 13)
	.414 (12-29)	at Rutgers (Apr 01)
SHOTS ON GOAL	26	at Penn State (Apr 14)
	24	vs Maryland (May 5)
ON GOAL PERCENT	.800 (16-20)	vs UMBC (Mar 13)
	.724 (21-29)	at Rutgers (Apr 01)
SAVES	14	at Penn State (Apr 14)
	14	at Virginia (Mar 24)
GROUND BALLS	36	at Virginia (Mar 24)
	33	vs Princeton (Mar 03)
FACEOFF PERCENT	.786 (11-14)	vs Ohio State (May 3)
	.720 (18-25)	vs Duke (May 20)
TURNOVERS	18	at Virginia (Mar 24)
	14	vs Ohio State (Apr 07)
	14	vs Princeton (Mar 03)
	14	at Loyola Maryland (Feb 17)
	14	vs TOWSON (Feb 10)
CAUSED TURNOVERS	13	at Loyola Maryland (Feb 17)
	8	vs Ohio State (May 3)

2018 Johns Hopkins Lacrosse
Johns Hopkins High/Low Analysis
All games (as of May 21, 2018)

Johns Hopkins - GAME LOWS

POINTS	8	at Loyola Maryland (Feb 17)
	9	vs Ohio State (May 3)
GOALS	5	at Loyola Maryland (Feb 17)
	6	vs Ohio State (May 3)
ASSISTS	3	at Loyola Maryland (Feb 17)
	3	vs Ohio State (May 3)
SHOTS	17	vs Ohio State (May 3)
	30	vs UMBC (Mar 13)
SHOTS ON GOAL	10	vs Ohio State (May 3)
	17	at Loyola Maryland (Feb 17)
	17	vs Maryland (May 5)
SAVES	4	vs Georgetown (May 13)
	5	vs DELAWARE (Mar 17)
GROUND BALLS	15	vs Ohio State (May 3)
	18	vs Georgetown (May 13)
TURNOVERS	4	at Rutgers (Apr 01)
	7	vs Maryland (Apr 28)
	7	vs Georgetown (May 13)
CAUSED TURNOVERS	2	vs TOWSON (Feb 10)
	2	vs Maryland (May 5)

Opponent - GAME LOWS

POINTS	7	vs TOWSON (Feb 10)
	7	vs UMBC (Mar 13)
	7	vs Ohio State (May 3)
GOALS	5	vs Ohio State (May 3)
	6	vs TOWSON (Feb 10)
	6	vs UMBC (Mar 13)
ASSISTS	1	vs TOWSON (Feb 10)
	1	vs UMBC (Mar 13)
SHOTS	20	vs UMBC (Mar 13)
	20	vs Georgetown (May 13)
SHOTS ON GOAL	13	vs DELAWARE (Mar 17)
	13	vs Georgetown (May 13)
SAVES	4	vs Ohio State (May 3)
	4	vs Maryland (May 5)
GROUND BALLS	11	vs UMBC (Mar 13)
	17	vs DELAWARE (Mar 17)
TURNOVERS	5	vs Maryland (May 5)
	7	at Rutgers (Apr 01)
	7	vs Maryland (Apr 28)
CAUSED TURNOVERS	0	vs Maryland (Apr 28)
	1	at Rutgers (Apr 01)

2018 Johns Hopkins Lacrosse
Johns Hopkins Player High/Low Analysis
All games (as of May 21, 2018)

Johns Hopkins - INDIVIDUAL GAME HIGHS

POINTS	7	Kyle Marr vs Georgetown (May 13)
	7	Shack Stanwick vs DELAWARE (Mar 17)
	7	Shack Stanwick vs UMBC (Mar 13)
GOALS	5	Kyle Marr vs Georgetown (May 13)
	5	Cole Williams vs Maryland (May 5)
ASSISTS	5	Shack Stanwick vs DELAWARE (Mar 17)
	4	Shack Stanwick vs Georgetown (May 13)
	4	Joel Tinney at Michigan (Apr 21)
	4	Shack Stanwick at Rutgers (Apr 01)
	4	Cole Williams at Rutgers (Apr 01)
	4	Joel Tinney at Virginia (Mar 24)
	4	Shack Stanwick vs UMBC (Mar 13)
	4	Joel Tinney at Syracuse (Mar 10)
	4	Joel Tinney vs Princeton (Mar 03)
SHOTS	14	Cole Williams vs DELAWARE (Mar 17)
	11	Cole Williams vs Georgetown (May 13)
	11	Kyle Marr vs Georgetown (May 13)
SHOTS ON GOAL	8	Kyle Marr vs Georgetown (May 13)
	6	Joel Tinney vs Maryland (Apr 28)
	6	Kyle Marr at Penn State (Apr 14)
	6	Kyle Marr at Virginia (Mar 24)
	6	Kyle Marr vs TOWSON (Feb 10)
SAVES	16	Brock Turnbaugh vs Ohio State (May 3)
	14	Brock Turnbaugh vs Maryland (May 5)
GROUND BALLS	14	Hunter Moreland vs Princeton (Mar 03)
	12	Hunter Moreland vs DELAWARE (Mar 17)
CAUSED TURNOVER	3	Daniel Jones at Penn State (Apr 14)
	3	Patrick Foley vs UMBC (Mar 13)
FACEOFFS WON	20	Hunter Moreland vs DELAWARE (Mar 17)
	20	Hunter Moreland vs Princeton (Mar 03)

2018 Johns Hopkins Lacrosse
Johns Hopkins Opponent High/Low Analysis
All games (as of May 21, 2018)

Johns Hopkins - OPPONENT INDIVIDUAL GAME HIGHS

POINTS	7	Spillane, Nick at Penn State (Apr 14)
	7	Michael Kraus at Virginia (Mar 24)
GOALS	6	Dox Aitken at Virginia (Mar 24)
	4	Noseworthy, Brent at Michigan (Apr 21)
	4	Heningburg, Jules at Rutgers (Apr 01)
	4	Timmy Kelly vs North Carolina (Feb 23)
	4	Tanner Cook vs North Carolina (Feb 23)
ASSISTS	5	Spillane, Nick at Penn State (Apr 14)
	5	Michael Kraus at Virginia (Mar 24)
SHOTS	13	Connor Kelly vs Maryland (Apr 28)
	13	Noseworthy, Brent at Michigan (Apr 21)
SHOTS ON GOAL	8	Noseworthy, Brent at Michigan (Apr 21)
	8	Dox Aitken at Virginia (Mar 24)
SAVES	14	Kneese, Colby at Penn State (Apr 14)
	14	Alex Rode at Virginia (Mar 24)
GROUND BALLS	9	Brian Smyth vs Duke (May 20)
	9	Arceri, Gerard at Penn State (Apr 14)
CAUSED TURNOVER	7	Huggins, Foster at Loyola Maryland (Feb 17)
	3	Evans, Erik vs Ohio State (May 3)
	3	John Tornabene vs UMBC (Mar 13)
	3	Song, Andrew vs Princeton (Mar 03)
FACEOFFS WON	19	Inacio, Justin vs Ohio State (Apr 07)
	18	Brian Smyth vs Duke (May 20)