



# WOMEN'S BASKETBALL

2018-19 GAME NOTES

## RACHEL VOGEL

Assistant Director of Athletic Communications

David S. Mack Sports and Exhibition Complex

245 Hofstra University, Hempstead NY, 11549

O: 516.463.6759 | C: 908.616.0560

rachel.vogel@hofstra.edu | www.GoHofstra.com

## SCHEDULE/RESULTS

OVERALL: 9-18 • CAA: 3-12

### NOVEMBER

Tue. 6	IONA	W, 74-49
Fri. 9	COLUMBIA	L, 63-65
Tue. 13	at Stony Brook	L, 49-77
Sat. 17	at St. Bonaventure	W, 67-59
Fri. 23	vs. Wright State *	L, 64-93
Sat. 24	vs. Marist *	L, 57-71
Sun. 25	vs. Stetson *	W, 53-50
Thurs. 29	SACRED HEART	L, 64-70

### DECEMBER

Wed. 5	at Holy Cross	L, 66-72 (OT)
Sun. 9	at UMBC	W, 45-42
Fri. 21	at Siena	W, 57-50
Sat. 29	WILMINGTON (DEL.) #	W, 77-56

### JANUARY

Fri. 4	WILLIAM & MARY *	L, 55-60
Sun. 6	ELON *	L, 64-77
Fri. 11	at James Madison *	L, 54-77
Sun. 13	at Towson *	L, 68-92
Fri. 18	DELAWARE *	L, 59-78
Sun. 20	DREXEL *	L, 49-61
Sun. 27	NORTHEASTERN *	W, 78-61

### FEBRUARY

Fri. 1	at UNCW *	L, 54-89
Sun. 3	at Charleston *	L, 62-70
Fri. 8	TOWSON *	L, 56-68
Sun. 10	JAMES MADISON *	L, 44-59
Fri. 15	at Drexel *	L, 39-62
Sun. 17	at Delaware *	L, 47-57
Sun. 24	at Northeastern *	W, 63-62

### MARCH

Fri. 1	CHARLESTON *	W, 68-49
Sun. 3	UNCW *	1 p.m.
Thurs. 7	at Elon *	7 p.m.
Sat. 9	at William & Mary *	2 p.m.
Wed. 13	CAA First Round	TBA
Thurs. 14	CAA Quarterfinals	TBA
Fri. 15	CAA Semifinals	TBA
Sat. 16	CAA Finals	TBA

# Exhibition Game

% Challenge in Music City (Nashville, Tenn.)

\* Colonial Athletic Association (CAA) Game

Home games in **BOLD CAPS** played at Mack Sports Complex

Neutral site games in *Italics*



## AT A GLANCE

Opening Tip.....	1:00 pm
Location.....	Hempstead, N.Y.
Venue.....	David S. Mack Sports and Exhibition Complex
Capacity.....	4,712
Live Video.....	Pride Productions
Live Audio.....	Pride Productions
Live Stats.....	HofstraStats.com
All-Time Series.....	UNCW Leads, 20-15
Active Streak.....	L2
First Meeting.....	January 11, 2002 (UNCW, 58-51)
Last Meeting.....	February 1, 2019 (UNCW, 89-54)
Kilburn-Stevesky vs. UNCW.....	15-10



HOFSTRA (18-18, 2-12 CAA)  
**PRIDE**



UNCW (16-11, 9-7 CAA)  
**SEAHAWKS**

## PROJECTED HOFSTRA STARTERS

### 34 BOOGIE BROZOSKI

SR • 5-6 • G  
CAMBRIA HEIGHTS, N.Y.

PPG	RPG	APG	MIN
15.4	4.0	4.1	35.7



### NOTES:

- Has at least 10 points in 23 of 27 games this season
- Dropped a career-high 34 points against Northeastern (First 30+ game of her career) - (Tied for 9th in program history in a single game)
- Currently sixth in the CAA in assists per game (4.1)
- Had a season-high nine assists vs. Towson (2/8)

### 10 ANA HERNANDEZ GIL

JR • 5-8 • G  
CANARY ISLANDS, SPAIN

PPG	RPG	APG	MIN
9.0	2.2	1.1	25.5



### NOTES:

- Scored a career high 24 points vs. Holy Cross (12/5/18)
- Drained a career-high eight three-pointers vs. Holy Cross, just one away from a tying a Hofstra program record and ties for eighth all-time in a single game in CAA history
- Has a team-best 64 three pointers this season

### 54 SANDRA KARSTEN

JR • 5-9 • G  
HELSINKI, FINLAND

PPG	RPG	APG	MIN
3.6	1.7	0.8	19.1



### NOTES:

- Net a career-high 15 points vs. Towson (2/8) on 5-of-10 shooting from the field
- Hit a career-high six field goals at Drexel (2/15)
- Scored in double figures in three games this season
- Led Hofstra in scoring in three games (UNCW, Towson, Drexel)

### 11 JAYLEN HINES

SO • 5-10 • F  
CLINTON, MD.

PPG	RPG	APG	MIN
3.6	4.4	1.0	21.7



### NOTES:

- Reached double figures in her first collegiate appearance (10 points vs. Iona on 11/6/18)
- Pulled down a career-high 10 rebounds at James Madison (1/11/19)
- Handed out a career-high five assists vs. Northeastern on 1/27

### 53 MARIANNE KALIN

JR • 6-1 • F  
LAPPEENRANTA, FINLAND

PPG	RPG	APG	MIN
7.1	5.2	1.0	24.3



### NOTES:

- Shooting 46 percent on the season (82-of-178) which is sixth in the CAA with required playing time
- Is first on the team in total rebounds with 141 (pulled down career high vs. UMBC with 14)
- Recorded third career double double vs. Northeastern on 1/27 (12 points, 11 rebounds)

## KEY RESERVES

2

JaKAYLA BROWN

FR • 5-10 • G  
LA PLATA, MD.  
2.7 PPG  
1.4 RPG



24

SICA CUZIC

SR • 5-10 • G  
GALATI, ROMANIA  
10.4 PPG  
6.5 RPG



21

MIKIYAH CROSKY

JR • 6-1 • F  
BOWIE, MD.  
2.9 PPG  
2.5 RPG



00

CARIA REYNOLDS

FR • 5-10 • F  
STONE MOUNTAIN, GA.  
3.5 PPG  
3.2 RPG



# GAME 28: HOFSTRA vs. UNCW (SENIOR DAY)

## 2018-19 HOFSTRA PRIDE WOMEN'S BASKETBALL ROSTER

#	Name	Pos.	Cl.	Ht.	Hometown / High School / Last School	Pronunciation Guide
00	Caria Reynolds	F	Fr.	5-11	Stone Mountain, Ga. / Greater Atlanta Christian	CARR-ee-uh
1	E'Lexus Davis	G	Jr.	5-7	Hyattsville, Md. / National Christian Academy	ee-LEX-us
2	JaKayla Brown	G	Fr.	5-10	LaPlata, Md. / St. Mary's Ryken	
4	Shawn Mills	G/F	Fr.	5-9	Sterling, Va. / Bishop O'Connell	
5	Petja Krupenko	G	Jr.	5-8	Ljubljana, Slovenia / Gimnazija Beograd	PET-yuh kroo-PENK-oh
10	Ana Hernandez Gil	G	Jr.	5-8	Las Palmas de Gran Canaria, Canary Islands / San Antonio Maria Claret	AH-nuh her-NAN-dez heel
11	Jaylen Hines	F	So.	5-10	Clinton, Md. / Elizabeth Seton	JAY-lin
12	Mie Hoff	F	So.	6-0	Bergen, Norway / Stend Videreående Skole	MEE-uh
21	Mikiyah Croskey	F	Jr.	6-1	Bowie, Md. / National Christian Academy	muh-KY-uh CROSS-key
23	Vanerlie Valcourt	G	Fr.	5-10	Queens, N.Y. / The Mary Louis Academy	VAL VAL-court
24	Sica Cuzic	G	Sr.	5-10	Galati, Romania / Trinity International / Salt Lake City CC	SEE-kuh COO-zick
22	Bri Crutchfield	G/F	Fr.	6-0	Frederick, Md. / Middletown	
34	Boogie Brozski	G	Sr.	5-6	Cambria Heights, N.Y. / Long Island Lutheran / Michigan	bro-ZAH-skee
53	Marianne Kalin	F	Jr.	6-1	Lappeenranta, Finland / Catz Lappeenranta	mair-EE-ann KAH-lin
54	Sandra Karsten	G	Jr.	5-9	Helsinki, Finland / Helmi Capitals	SONN-druh KARS-tin

**Head Coach:** Krista Kilburn-Steveskey (NC State '90) - 13th Season

stuh-VESS-key

**Associate Head Coach:** Faisal Khan (UMBC '99) - Seventh Season

FASS-ull CONN

**Assistant Coach:** Messiah Reames (Cabrini '05) - First Season

reems

**Assistant Coach:** Darius Faulk (Hofstra '16) - Second Season

**Director of Women's Basketball Operations:** Skylar Collins (Texas A&M '11) - First Season

**Assistant Strength and Conditioning Coach:** Ashley Christy (Georgia State '15) - Third Season

**Assistant Athletic Trainer:** Robert DiMonda (Ithaca '07) - 11th Season



**CARIA REYNOLDS**

**00** Freshman Forward



**E'LEXUS DAVIS**

**1** Junior Guard




**JaKAYLA BROWN**

**2** Freshman Guard



**SHAWN MILLS**

**4** Freshman Guard/Forward



**PETJA KRUPENKO**

**5** Junior Guard



**ANA HERNANDEZ GIL**

**10** Junior Guard



**JAYLEN HINES**

**11** Sophomore Forward



**MIE HOFF**

**12** Sophomore Forward



**MIKIYAH CROSKEY**

**21** Junior Forward



**VANERLIE VALCOURT**

**23** Freshman Guard



**SICA CUZIC**

**24** Senior Guard



**BRI CRUTCHFIELD**

**33** Freshman Guard/Forward




**BOOGIE BROZSKI**

**34** Senior Guard



**MARIANNE KALIN**

**53** Junior Forward



**SANDRA KARSTEN**

**54** Junior Guard



**KRISTA KILBURN-STEVESEY**

**HC** 13th Season



# GAME 28: HOFSTRA vs. UNCW (SENIOR DAY)



VS



## TALE OF THE TAPE

9-18.....	OVERALL RECORD .....	16-11
W2.....	CURRENT STREAK.....	L1
59.1 .....	SCORING OFFENSE.....	65.8
65.8 .....	SCORING DEFENSE.....	64.3
-6.7 .....	SCORING MARGIN .....	+1.6
.394 .....	FG % OFFENSE.....	.413
.425 .....	FG% DEFENSE .....	.421
.308 .....	3FG% OFFENSE.....	.305
.298 .....	3FG% DEFENSE .....	.343
5.7 .....	3FG MADE/GAME.....	5.1
.619 .....	FREE THROW % .....	.698
32.7 .....	REBOUND AVERAGE.....	34.9
37.8 .....	OPP. REBOUND AVG. ....	36.8
-5.1 .....	REBOUND MARGIN .....	-1.9
12.2 .....	ASSISTS PER GAME.....	12.7
17.6 .....	TURNOVER AVERAGE.....	15.6
-1.6 .....	TURNOVER MARGIN.....	+2.7
6.9.....	STEALS AVERAGE .....	9.6
2.2.....	BLOCKS AVERAGE.....	1.6

## STATISTICAL LEADERS

### SCORING

HOFSTRA	UNCW
Brozoski..... 15.4	Huff..... 12.3
Cuzic..... 10.4	Ford..... 12.2
Hernandez Gil..... 9.0	Collins..... 8.0

### REBOUNDING

HOFSTRA	UNCW
Cuzic..... 6.5	Giacone..... 5.7
Kalin..... 5.2	Sullivan/Ford..... 4.3

### ASSISTS

HOFSTRA	UNCW
Brozoski..... 110	Collins..... 118
Davis..... 42	Huff..... 45

### STEALS

HOFSTRA	UNCW
Brozoski..... 33	Huff..... 46
Cuzic..... 27	Ford..... 31

### BLOCKS

HOFSTRA	UNCW
Kalin..... 22	Larson..... 18
Croskey..... 18	Ford..... 16

### THE FIRST LOOK

Hofstra will close out its home schedule against UNCW on Sunday, March 4 at the David S. Mack Sports and Exhibition Complex. Tip off is set for 1:00 pm. Prior to the contest, Hofstra will honor its two seniors, Boogie Brozoski and Sica Cuzic for their contributions to the program. Hofstra is entering the contest coming off its second-straight win, a 68-49 victory over the College of Charleston Cougars, while UNCW lost its fourth game out of the last five to Northeastern, 83-54 at the Cabot Center.

### LAST TIME THEY MET

The Hofstra University Women's Basketball team dropped a Colonial Athletic Association game to the UNCW Seahawks at the Trask Coliseum by a score of 89-54. UNCW improved to a perfect 9-0 on its home court.

Junior guard Sandra Karsten finished as the Pride's leading scorer with 10 points with the help of her 5-of-6 effort from the free throw line. Junior forward Marianne Kalin shot 50 percent from the field (4-of-8) and finished with nine points, and junior guard Ana Hernandez Gil rounded out the top-three scorers with eight points. Freshman Caria Reynolds chipped in with six points and corralled a team-high seven rebounds despite seeing just under 13 minutes of playing time.

Four players finished in double figures for UNCW including GiGi Smith (18), Shrita Parker (15), Chinyere Bell (13) and Lacey Suggs (12).

### HOFSTRA'S LAST TIME OUT

Senior Boogie Brozoski tallied a game-high 19 points and seven assists to lead three Pride players in double-figures as Hofstra defeated the Cougars of Charleston, 68-49 in a Colonial Athletic Association game at the David S. Mack Sports and Exhibition Complex Friday night.

In addition to Brozoski, who also grabbed six rebounds, the Pride received 17 points from junior Ana Hernandez Gil, who was 6-of-13 from the field, including 5-of-11 from the three-point line. In addition, freshman Caria Reynolds played a great game and grabbed her first collegiate double double as she net 12 points on 6-of-7 shooting to go along with 10 rebounds. As a team shot 46 percent (27-of-59) from the field.

Charleston also had three players in double-figures led by senior Darien Huff with 15 points, junior Deja Ford with 13 points and five rebounds, and freshman Arynn Eady with 11 points and seven caroms. The Cougars shot 34.5 percent (19-55) from the field.

### INSIDE THE SERIES

- Hofstra and UNCW meet for the 35th time in program history
- The first meeting between the two teams came during the 2001-02 season when UNCW won, 58-51
- Last season, the two teams split the series, with Hofstra winning the first game by eight points and losing the next by four
- Hofstra is looking to snap a two-game skid against the Seahawks
- UNCW leads the all-time series, 20-15
- Krista Kilburn-Steveskey is 15-10 against the Seahawks

### A WIN OVER UNCW WOULD...

- improve Hofstra's overall record to 10-18 and 4-12 in the CAA
- make it three-straight wins for the Pride
- be the 212th career win for Kilburn-Steveskey
- be the 713th known victory in the history of Hofstra women's basketball and 469th at the NCAA Division I level

### SCOUTING THE SEAHAWKS



# GAME 28: HOFSTRA vs. UNCW (SENIOR DAY)

The Seahawks have been struggling all season long on the road, which is great news for the Pride. On their home court, UNCW is 13-1, but has put together a 3-10 record while playing on away courts. UNCW has lost four of their last five games, with three of those four losses coming on the road. For most of the season, UNCW has turned to GiGi Smith (15.1 ppg), Shrita Parker (15.1 ppg), and Lacey Suggs (10.1 ppg) who all average double figures in scoring, but as of late, the Seahawks have seen big performances from Chinyere Bell who has led UNCW in scoring in three of the last five games, raising her season scoring average from 5.5 points per game to 8.0. In addition, Bell leads the CAA in field goal percentage with a .578 clip. However, UNCW will still get major contributions from GiGi Smith who is seventh in the league in scoring and has scored in double figures in 25-of-26 games this season, including the last 14 outings in a row.

UNCW is led by Karen Barefoot, who enters her second season as the 11th coach in UNCW women's basketball history.

## SCOUTING THE PRIDE

Emotions will be high on Sunday, but Hofstra is coming into the contest with a lot of momentum, coming off two-straight wins against Northeastern and Charleston. Brozowski has been the top scorer for the Pride in each of the last two games, netting 20 points against Northeastern and 19 against Charleston. Brozowski has paced the team in scoring all season long and has jumped back up to seventh overall in the CAA.

Ana Hernandez Gil has also caught fire as of late, as she has hit at least four three pointers during the last two contests which is above her average of 2.4 three-pointers pre game which ranks third in the CAA. In each of the last two games, Hernandez Gil went on a tear, making three-straight three pointers in under a two-minute span.

Hofstra has also seen major contributions from its bench lately. Against Delaware, Hofstra got a huge performance from junior Mikiyah Croskey, who was 6-of-9 from the floor for a season-high 13 points. In addition, freshman Caria Reynolds has been the player to watch out for most over the last two games, as she has shot 9-of-11 from the floor (82 percent) and grabbed her first collegiate double double against Charleston with 12 points and 10 rebounds. Hofstra also got a boost earlier in February when Sica Cuzic returned to the lineup. Since her return, Cuzic has added 8.4 points and 4.0 rebounds off the bench for the Pride.

Hofstra is led by head coach Krista Kilburn-Steveskey in her 13th season. She has averaged

nearly 17 wins per season since arriving on campus in 2006 while posting seven winning seasons and leading the Pride to five appearances in the Women's National Invitation Tournament (WNIT) including two consecutive appearances in 2014-15 and 2015-16. In addition, Kilburn-Steveskey is the winningest coach in Pride history, capturing her 200th win last season against Charleston.

## UP NEXT

Hofstra will play its final road series of the season when it travels to Elon and William & Mary. The Pride will tip off against the Phoenix at the Schar Center on Thursday, March 7 at 7:00 pm before closing out the regular season against the Tribe at Kaplan Arena on Saturday, March 9 at 2:00 pm.

## 1K WATCH

Between her careers at Michigan and Hofstra, Boogie Brozowski has tallied 910 career points, just 90 away from 1,000. At Michigan, Brozowski recorded 236 career points and now has 674 at Hofstra. It will be a challenging task, but Brozowski will need to average 22.5 points per game for the next four games to reach the thousand-point mark.

## WEEKLY NODS

The CAA selected Boogie Brozowski as the league's Player of the Week for the week ending December 23. Brozowski was acknowledged for her performance against Siena when she netted 20 points (8-of-14 FG) to go along with three assists and three rebounds. Later in the season, Brozowski was named the CAA Honorable Mention Player of the Week after dropping a career-high 34 points against Northeastern, tied for the ninth-most in a single game in Hofstra women's basketball history.

## DOUBLE TROUBLE

Boogie Brozowski has had at least 10 points in 22 of 26 games, including seven 20+ point games and two 30+ point games. Her 17-game double figure streak was snapped when she scored only eight points against Drexel on a 3-of-14 effort from the field.

## CAA PRESEASON POLL

Hofstra Women's Basketball was predicted to finish ninth in the CAA in the league's pre-season poll as voted on by the conference's 10 head coaches. The Pride finished 5-13 in the conference last season.

- 1) James Madison - 79 (7)
- 2) Drexel - 71 (2)
- T3) Elon - 61 (1)
- T3) Delaware - 61
- 5) Northeastern - 52
- 6) William & Mary - 37
- 7) UNCW - 31

## HOFSTRA'S RECORD WHEN...

Overall .....	9-18
Home .....	4-8
Away .....	4-8
Neutral .....	1-2

### BY MONTH

November .....	3-5
December .....	3-1
January .....	1-6
February .....	1-6
March .....	1-0

### CONFERENCES

vs. A10 .....	1-0
vs. America East .....	1-1
vs. ASUN .....	1-0
vs. CAA .....	3-12
vs. Horizon League .....	0-1
vs. Ivy League .....	0-1
vs. MAAC .....	2-1
vs. NEC .....	0-1
vs. Patriot League .....	0-1

### BY DAYS OF THE WEEK

Monday .....	0-0
Tuesday .....	1-1
Wednesday .....	0-1
Thursday .....	0-1
Friday .....	2-8
Saturday .....	2-1
Sunday .....	4-6

### CLOSE GAMES

Hofstra leads with 5:00 left in game .....	8-2
Hofstra trails with 5:00 left in game .....	1-14
Tied with 5:00 left to play .....	0-1
Decided by five points or less .....	3-2
Decided by 6-10 points .....	2-4
Games decided by 11-plus points .....	4-11
Overtime .....	0-1

### OFFENSIVE OUTPUT

Hofstra scores less than 50 pts .....	1-5
Hofstra scores 50-59 pts .....	2-6
Hofstra scores 60-69 pts .....	3-7
Hofstra scores 70-79 pts .....	3-0
Hofstra scores 80 or more pts .....	0-0
Brozowski finishes in double figures .....	9-14
Cuzic finishes in double figures .....	3-5
Davis finishes in double figures .....	0-2
Kalin finishes in double figures .....	2-4
Hernandez Gil finishes in double figures .....	6-8
Brown finishes in double figures .....	1-0

### DEFENSIVE OUTPUT

Opponent scores less than 50 pts .....	3-0
Opponent scores 50-59 pts .....	4-2
Opponent scores 60-69 pts .....	2-5
Opponent scores 70-79 pts .....	1-7
Opponent scores 80 or more pts .....	0-3

### HOFSTRA FROM THE FIELD

Hofstra shoots below 30% .....	1-2
Hofstra shoots 30-40% .....	1-11
Hofstra shoots 40-50% .....	5-5
Hofstra shoots above 50% .....	2-0
Hofstra shoots higher % than opp .....	6-2
Hofstra shoots lower % than opp .....	3-16
Hofstra shoots same % as opp .....	0-0

### REBOUNDING

Outrebounded opponent .....	5-3
Outrebounded by opponent .....	3-15
Rebounds are equal .....	1-0

### MISCELLANEOUS

Leading at halftime .....	7-2
Trailing at halftime .....	1-16
Tied at halftime .....	1-0
Has two players or less in double figures .....	5-14
Has three players in double figures .....	2-4
Has four players in double figures .....	1-0
Has five players in double figures .....	1-0
Commit same or less TO than opp .....	4-6
Commit more TO than opp .....	5-12
Games following a win .....	3-5
Games following a loss .....	5-13
Makes more or same 3FGs than opp .....	8-9
Makes less 3FGs than opp .....	1-9
Makes more or same FTs than opp .....	6-4
Makes fewer FTs than opp .....	3-14



# GAME 28: HOFSTRA vs. UNCW (SENIOR DAY)

## PRIDE BY THE NUMBERS

10+ POINT GAMES	18-19	CAA	CAREER
Brozoski	23	11	33
Brown	1	--	1
Cuzic	8	1	9
Davis	2	2	12
Hernandez Gil	14	7	19
Hines	1	--	1
Kalin	6	3	20
Karsten	3	3	6
Valcourt	1	--	1
20+ POINT GAMES	18-19	CAA	CAREER
Brozoski	7	5	7
Cuzic	2	--	2
Davis	--	--	--
Hernandez Gil	1	--	1
Kalin	--	--	1
10+ REB GAMES	18-19	CAA	CAREER
Croskey	--	--	1
Cuzic	4	--	4
Hines	1	1	1
Hoff	--	--	1
Kalin	2	2	5
5+ ASSIST GAMES	18-19	CAA	CAREER
Brozoski	10	7	17
Cuzic	1	1	1
Davis	2	1	8
Hernandez Gil	2	--	2
Hines	1	1	1
Kalin	--	--	1
Karsten	--	--	1
Krupenko	1	--	1
10+ ASSIST GAMES	18-19	CAA	CAREER
Brozoski	--	--	1
5+ BLOCK GAMES	18-19	CAA	CAREER
Croskey	--	--	1
Kalin	--	--	2
5+ STEAL GAMES	18-19	CAA	CAREER
Karsten	--	--	1
DOUBLE-DOUBLES	18-19	CAA	CAREER
Brozoski	--	--	1
Croskey	--	--	1
Cuzic	4	--	4
Kalin	1	1	3
POINTS LEADER	18-19	CAA	CAREER
Brozoski	14	9	18
Cuzic	5	--	5
Hernandez Gil	4	1	6
Kalin	1	1	4
Karsten	3	3	3
REBOUNDS LEADER	18-19	CAA	CAREER
Brozoski	5	2	5
Cuzic	8	--	8
Davis	1	1	1
Hines	6	4	6
Kalin	8	6	16
GAMES STARTED	18-19	CAREER	CONSECUTIVE
Brozoski	26	26	37
Cuzic	13	13	--
Davis	18	37	--
Hines	17	17	9
Hernandez Gil	14	14	3
Kalin	25	60	52

8) Towson - 26  
9) Hofstra - 22  
10) Charleston - 10

### PRESEASON ALL-CAA

Senior Boogie Brozoski was named to the Preseason All-CAA team after averaging 13.0 points per game, 3.6 rebounds per game and 3.9 assists per game in just 20 games played last season.

### INTERNATIONAL FLAVOR

This year's Hofstra women's basketball team has six nationalities represented, as six total student athletes come to Hempstead from overseas. The junior class has the most international student-athletes, including Ana Hernandez Gil from the Canary Islands, Petja Krupenko from Slovenia, and Marianne Kalin and Sandra Karsten who are both from Finland. Sica Cuzic is the only international senior hailing from Romania, and Mia Hoff is from Norway. The freshman class does not have any international players.

### THAT WAS A CLOSE ONE

Last season, 13 of the Pride's games saw a margin of six points or fewer at halftime, with four being a differential of just one point at the break. Hofstra went on to win seven of those games, with four of the victories coming by six points or fewer. In addition, nine of Hofstra's 19 losses were dropped by a margin of 10 points or less.

In 2018-19, the Pride has played in five games that were decided by five points or less, including the following:

-Columbia def. Hofstra, 65-63 (Nov. 9)  
-Hofstra def. Stetson, 53-50 (Nov. 25)  
-Hofstra def. UMBC (45-42) (Dec. 9)

-William & Mary def. Hofstra (60-55) (Jan. 4)  
-Hofstra def. Northeastern (63-62) (Feb. 24)

### SHARING IS CARING

This season, Hofstra is 4-1 when tallying 15 or more assists and 4-18 when handing out 14 assists or less. During the past three seasons, Hofstra is 9-1 when tallying at least 20 assists. The only game Hofstra lost with 20+ assists was a 97-85 defeat against Sacramento State.

Additionally, Hofstra made 11 field goals in the first half against Stetson, with all 11 of those field goals being tagged with assists. Brozoski is Hofstra's leading helping hand with 98 assists on the season (3.9/game). Brozoski set a new season-high with nine helpers during the loss to Towson on Feb. 8. During the season opener vs. Iona, she dished out eight assists, and was two away from that against Stetson on 11/25. She has at least two assists in all but two games this season. This season she ranks fifth in the CAA in assists per game. Hernandez Gil has been a helping hand, setting a career-high of six assists against Siena before matching that total a game later against Wilmington (Del.) Against Northeastern on January 27, E'Lexus Davis had five assists along with Jaylen Hines who posted a career-high five.

### STRIVE FOR FIVE

Hofstra saw five players notch double figure scoring against Iona in the season opener. Last season, the Pride had five players finish in double figures only one time in an 83-72 win over Towson, with those 83 points checking in as a season-high for Hofstra.

## TEAM STATISTICS

	All Games	Home	Away	Non-Conf.	Conf. Games	CAA Champ.
RECORD	9-18	4-8	5-10	6-6	3-12	--
SCORING	1596	751	845	736	860	--
Points per game	59.1	62.6	56.3	61.3	57.3	--
Scoring margin	-6.7	-0.2	-11.9	-1.5	-10.8	--
FIELD GOALS-ATT	601-1527	283-671	318-856	274-703	327-824	--
Field goal pct	.394	.422	.371	.390	.397	--
3 POINT FG-ATT	154-500	70-227	84-273	69-236	85-264	--
3-point FG pct	.308	.208	.308	.292	.322	--
3-pt FG made per game	5.7	5.8	5.6	5.8	5.7	--
FREE THROWS-ATT	240-388	115-185	125-203	119-195	121-193	--
Free throw pct	.619	.622	.616	.610	.627	--
REBOUNDS	883	406	477	413	470	--
Rebounds per game	32.7	33.8	31.8	34.4	31.3	--
Rebounding margin	-5.1	+1.1	-10.0	-2.5	-7.1	--
ASSISTS	330	166	164	165	165	--
Assists per game	12.2	13.8	10.9	13.8	11.0	--
TURNOVERS	475	220	255	187	288	--
Turnovers per game	17.6	18.3	17.0	15.6	19.2	--
Turnover margin	-1.6	-3.0	-0.4	+1.2	-3.7	--
Assist/turnover ratio	0.7	0.8	0.6	0.9	0.6	--
STEALS	186	72	114	88	98	--
Steals per game	6.9	6.0	7.6	7.3	6.5	--
BLOCKS	60	24	36	24	36	--
Blocks per game	2.2	2.0	2.4	2.0	2.4	--

# GAME 28: HOFSTRA vs. UNCW (SENIOR DAY)



COLONIAL ATHLETIC ASSOCIATION

## STANDINGS

as of March 2, 2019

	CAA			OVERALL		
	W	L	PCT	W	L	PCT
James Madison (RV)	14	1	.933	22	4	.846
Drexel	12	3	.800	20	6	.769
Towson	11	4	.733	17	9	.654
Delaware	9	6	.600	14	13	.519
UNCW	9	7	.563	16	11	.593
Northeastern	6	9	.400	16	10	.615
William & Mary	6	9	.400	13	13	.500
<b>Hofstra</b>	<b>3</b>	<b>12</b>	<b>.200</b>	<b>9</b>	<b>18</b>	<b>.333</b>
Elon	3	12	.200	8	18	.308
Charleston	3	13	.188	7	20	.259

## SCORING BREAKDOWN (HOFSTRA/OPPONENT)

Game	Pts in Paint	Pts off TOs	2nd ch. Pts.	1st Qtr.	2nd Qtr.	3rd Qtr.	4th Qtr.	OT	FT	FB	Starter	Bench
IONA	42/30	17/14	10/9	23/12	17/9	20/9	14/19	--/--	10/9	4/0	55/41	19/8
COLUMBIA	24/20	21/8	16/10	15/14	17/22	8/12	23/17	--/--	12/19	2/7	45/42	18/23
at Stony Brook	26/32	13/14	10/23	11/29	12/13	7/19	19/16	--/--	9/2	4/6	22/48	27/29
at St. Bonaventure	34/32	9/13	7/4	23/18	20/18	5/12	19/11	--/--	8/9	12/4	56/47	11/12
vs. Wright State	30/48	12/24	3/16	17/24	13/24	25/20	9/25	--/--	18/6	10/9	62/61	2/32
vs. Marist	24/40	16/12	6/16	13/16	14/19	13/24	17/12	--/--	7/6	8/6	44/54	13/17
vs. Stetson	16/30	14/15	9/5	15/14	19/9	7/10	12/17	--/--	14/5	2/2	42/40	11/10
SACRED HEART	32/32	10/17	11/7	14/14	26/21	12/19	12/16	--/--	12/17	2/11	57/58	7/12
at Holy Cross	22/40	18/15	13/13	17/24	14/10	15/19	16/9	4/10	3/13	4/8	64/70	2/2
at UMBC	18/18	14/9	5/6	10/8	12/14	5/12	18/8	--/--	10/5	7/4	28/35	17/7
at Siena	18/18	12/15	3/7	17/6	9/11	12/13	19/20	--/--	10/12	4/0	45/36	12/14
WILMINGTON (Del.)	40/22	12/9	12/5	27/8	24/10	13/13	13/25	--/--	6/22	14/4	51/51	26/5
WILLIAM & MARY*	36/18	13/8	5/5	15/21	12/18	18/8	10/13	--/--	4/16	2/2	54/51	1/9
ELON*	20/30	15/23	10/7	13/14	21/24	18/18	12/21	--/--	13/19	2/5	47/49	17/28
at James Madison*	22/36	13/32	2/22	12/17	5/23	17/15	20/22	--/--	3/16	5/10	39/49	15/28
at Towson*	32/34	11/38	12/26	8/24	29/19	12/30	19/19	--/--	10/16	2/19	34/67	34/25
DELAWARE*	8/32	7/18	10/13	9/17	18/21	10/16	22/24	--/--	14/15	0/2	34/45	25/33
DREXEL*	18/22	7/15	3/4	8/11	9/19	13/18	19/13	--/--	4/8	4/2	24/39	25/22
NORTHEASTERN*	26/24	2/12	5/12	18/12	21/15	23/14	16/20	--/--	17/3	7/2	55/36	23/25
at UNCW*	32/38	10/19	9/7	12/25	11/26	14/26	17/12	--/--	8/16	9/20	28/67	26/22
at Charleston*	30/24	10/20	6/9	20/16	15/18	14/16	13/20	--/--	9/22	9/4	55/61	7/9
TOWSON*	22/30	19/31	11/16	10/10	17/24	16/17	13/17	--/--	9/13	4/10	41/44	15/24
JAMES MADISON*	20/24	18/10	4/11	11/13	7/12	14/20	12/14	--/--	7/5	6/2	29/51	15/8
at Drexel*	18/30	4/24	2/5	5/14	11/13	6/17	17/18	--/--	3/10	6/11	27/45	12/17
at Delaware*	24/26	6/14	8/18	15/18	4/10	14/17	14/12	--/--	5/13	2/13	25/34	21/23
at Northeastern*	20/22	18/22	10/10	15/21	11/13	12/17	25/11	--/--	8/20	2/4	48/51	15/11
CHARLESTON*	24/22	21/8	9/13	16/19	24/10	13/10	15/10	--/--	7/6	7/2	49/41	19/8
UNCW*												
at Elon*												
at William & Mary*												
TOTAL												

## CLASS SCORING

	Fr.	So.	Jr.	Sr.
IONA	14	10	22	28
COLUMBIA	4	9	21	29
at Stony Brook	10	2	26	11
at St. Bonaventure	0	4	24	39
vs. Wright State	0	0	24	40
vs. Marist	3	6	32	16
vs. Stetson	8	0	19	26
SACRED HEART	5	2	26	31
at Holy Cross	0	0	33	33
at UMBC	8	4	18	15
at Siena	0	0	31	26
WILMINGTON (Del.)	12	6	32	27
WILLIAM & MARY*	0	1	29	25
ELON*	4	2	38	20
at James Madison*	9	6	17	22
at Towson*	10	2	37	19
DELAWARE*	11	3	34	11
DREXEL*	3	8	30	8
NORTHEASTERN*	8	0	36	34
at UNCW*	11	2	38	3
at Charleston*	2	6	23	31
TOWSON*	4	5	27	20
JAMES MADISON*	2	0	11	31
at Drexel*	0	2	29	8
at Delaware*	8	2	31	6
at Northeastern*	7	6	22	28
CHARLESTON*	12	5	25	26
UNCW*				
at Elon*				
at William & Mary*				
TOTAL	155	90	735	613



GAME 28:
HOFSTRA vs. UNCW (SENIOR DAY)

GAME-BY-GAME STARTERS

Game	1	2	3	4	5
IONA	Davis	Brozoski	Cuzic	Hines	Kalin
COLUMBIA	Davis	Brozoski	Cuzic	Hines	Kalin
at Stony Brook	Brown	Brozoski	Cuzic	Hines	Kalin
at St. Bonaventure	Davis	Brozoski	Hernandez Gil	Cuzic	Kalin
vs. Wright State	Davis	Brozoski	Hernandez Gil	Cuzic	Kalin
vs. Marist	Brozoski	Karsten	Hernandez Gil	Cuzic	Kalin
vs. Stetson	Davis	Brozoski	Hernandez Gil	Cuzic	Kalin
SACRED HEART	Davis	Brozoski	Hernandez Gil	Cuzic	Kalin
at Holy Cross	Davis	Brozoski	Hernandez Gil	Cuzic	Kalin
at UMBEC	Davis	Brozoski	Hernandez Gil	Cuzic	Kalin
at Siena	Davis	Brozoski	Hernandez Gil	Cuzic	Kalin
WILMINGTON (Del.)	Davis	Brozoski	Hernandez Gil	Cuzic	Kalin
WILLIAM & MARY*	Davis	Brozoski	Hernandez Gil	Cuzic	Kalin
ELON*	Davis	Brozoski	Hernandez Gil	Hines	Kalin
at James Madison*	Davis	Brozoski	Brown	Hines	Kalin
at Towson*	Davis	Brozoski	Brown	Hines	Kalin
DELAWARE*	Brown	Brozoski	Hernandez Gil	Hines	Kalin
DREXEL*	Krupenko	Brozoski	Brown	Karsten	Kalin
NORTHEASTERN*	Davis	Brozoski	Karsten	Hines	Kalin
at UNCW*	Davis	Brozoski	Karsten	Hines	Kalin
at Charleston*	Davis	Brozoski	Karsten	Hines	Kalin
TOWSON*	Krupenko	Brozoski	Karsten	Hines	Kalin
JAMES MADISON*	Valcourt	Brozoski	Karsten	Hines	Kalin
at Drexel*	Krupenko	Brozoski	Karsten	Hines	Kalin
at Delaware*	Brozoski	Hernandez Gil	Karsten	Hines	Kalin
at Northeastern*	Brozoski	Hernandez Gil	Karsten	Hines	Kalin
CHARLESTON*	Brozoski	Hernandez Gil	Karsten	Hines	Kalin
UNCW*					
at Elon*					
at William & Mary*					



PRIDE IN THE CAA

TEAM STATS

CATEGORY	RANK	STAT
SCORING OFFENSE	10	59.1
SCORING DEFENSE	7	65.8
SCORING MARGIN	8	-6.7
FG %	6	.394
FG % DEFENSE	9	.425
3-PT FG %	5	.308
3-PT FG MADE	4	5.7
3-PT FG % DEFENSE	4	.298
FT %	10	.619
ASSISTS/GAME	7	12.2
TURNOVER MARGIN	9	-1.6
A/TO RATIO	7	0.7
TOTAL REBOUNDING	9	32.7
OFFENSIVE REB.	9	10.1
DEFENSIVE REB.	8	22.6
REBOUNDING MARGIN	10	-5.1
BLOCKED SHOTS/GAME	7	2.2
STEALS/GAME	9	6.9

INDIVIDUAL STATS

PLAYER	RANK	STAT
<b>POINTS PER GAME</b>		
Boogie Brozoski	6	15.4
Ana Hernandez Gil	22	9.0
<b>REBOUNDS PER GAME</b>		
Marianne Kalin	19	5.2
<b>ASSISTS PER GAME</b>		
Boogie Brozoski	6	4.1
<b>BLOCKS PER GAME</b>		
Marianne Kalin	10	0.8
<b>STEALS PER GAME</b>		
--	--	--
<b>FIELD GOAL %</b>		
Marianne Kalin	7	.461 (82-178)
<b>3-POINT FG %</b>		
Boogie Brozoski	14	.324 (48-148)
<b>3-POINT FG MADE</b>		
Ana Hernandez Gil	3	2.4
Boogie Brozoski	9	1.8
<b>FREE THROW %</b>		
Boogie Brozoski	2	.837 (77-92)
<b>ASSIST-TURNOVER RATIO</b>		
Boogie Brozoski	10	1.1

# GAME 28: HOFSTRA vs. UNCW (SENIOR DAY)

## 2018-19 TEAM HIGHS AND LOWS

		Hofstra	Opponent
Total Points	High	78 (vs. Northeastern, 1/27)	93 (Wright State, 11/23)
	Low	39 (at Drexel, 2/15)	42 (UMBC, 12/9)
Field Goals Made	High	32 (vs. Wilmington (Del.), 12/29)	40 (Wright State, 11/23)
	Low	16 (Four times)	16 (UMBC/Wilmington (Del.))
Field Goal Attempts	High	70 (vs. Columbia, 11/9)	78 (Wright State, 11/23)
	Low	43 (at Drexel, 2/15)	54 (Northeastern, 2/24)
Field Goal Percentage	High	.566 (vs. Iona, 11/6)	.550 (UNCW, 2/1)
	Low	.273 (at Stony Brook, 11/13)	.274 (Delaware), 2/17)
3 Pt. Field Goals Made	High	11 (vs. Holy Cross, 12/5)	9 (Stony Brook 11/13)
	Low	3 (last vs. Towson, 2/8)	1 (Towson, 2/8)
3 Pt. Field Goal Attempts	High	30 (vs. Holy Cross, 12/5)	23 (Northeastern, 1/27)
	Low	11 (vs. Iona, 11/6)	8 (Towson, 2/8)
3 Pt. Field Goal Percentage	High	.500 (at Towson, 1/13)	.533 (Towson, 1/13)
	Low	.176 (vs. William & Mary, 1/4)	.111 (Iona, 11/6)
Free Throws Made	High	18 (vs. Wright State, 11/23)	22 (Wilmington (Del.); 12/29, Charleston, 2/3)
	Low	3 (Four times)	2 (Stony Brook, 11/13)
Free Throw Attempts	High	28 (vs. Northeastern, 1/27)	31 (Columbia, 11/9)
	Low	4 (at Drexel, 2/15)	6 (Stony Brook, 11/13; UMBC, 12/9)
Free Throw Percentage	High	.818 (Three times)	.867 (Delaware, 2/17)
	Low	.273 (vs. Holy Cross, 12/5)	.333 (Stony Brook, 11/13; Northeastern, 1/27)
Rebounds	High	46 (vs. Wilmington (Del.), 12/29)	60 (Delaware, 2/17)
	Low	26 (vs. Marist, at Drexel, 2/15)	24 (Sacred Heart/William & Mary (1/4))
Assists	High	23 (vs. Wilmington (Del.), 12/29)	21 (at Drexel, 2/15)
	Low	6 (at Drexel, 2/15)	6 (Wilmington (Del.), 12/29; Towson, 2/8)
Steals	High	12 (vs. Holy Cross/Wilmington (Del.))	14 (Towson, 1/13)
	Low	2 (vs. Sacred Heart, 11/29)	3 (Columbia, 11/9; Stony Brook, 11/13)
Blocks	High	6 (vs. Wilmington (Del.), 12/29)	8 (Three times)
	Low	0 (vs. Columbia, 11/9)	0 (Three times)
Turnovers	High	25 (at Towson, 1/13, at Northeastern, 2/24)	23 (St. Bonaventure, 11/17, Northeastern, 2/24)
	Low	9 (vs. Columbia, 11/9)	8 (Drexel, 1/20)
Fouls	High	25 (vs. Columbia, 11/9; vs. Elon, 1/6)	28 (Northeastern, 1/27)
	Low	11 (vs. Stony Brook, 11/13)	8 (Drexel, 2/15)

## 2018-19 HOFSTRA INDIVIDUAL HIGHS

Points.....34 (Brozoski vs. Northeastern)  
 Field Goals Made ..... 11 (Brozoski at Charleston)  
 Field Goal Attempts.....24 (Brozoski at Charleston)  
 Field Goal Percentage (min. 5 made)..... 1.000 (Brown - 5/5 vs. Iona)  
 3 pt. Field Goals Made ..... 8 (Hernandez Gil at Holy Cross)  
 3 pt. Field Goal Attempts..... 18 (Hernandez Gil at Holy Cross)  
 3 pt. Field Goal Percentage .... .625 (Brozoski (5-of-8) vs. Northeastern)  
 Free Throws Made ..... 11 (Brozoski vs. Northeastern)  
 Free Throw Attempts..... 15 (Brozoski vs. Northeastern)  
 Free Throw Percentage.....1.000 (Brozoski - Nine times)

Offensive Rebounds ..... 7 (Kalin at UMBC)  
 Defensive Rebounds ..... 14 (Cuzic vs. Wilmington (Del.))  
 Total Rebounds..... 16 (Cuzic vs. Wilmington (Del.))  
 Assists .....9 (Brozoski vs. Towson, 2/8)  
 Steals..... 5 (E'Lexus Davis vs. Elon, 1/6)  
 Blocks.....3 (Two players, three times (Kalin/Croskey))  
 Turnovers..... 9 (Brozoski at Holy Cross/Northeastern)



## GAME 28: HOFSTRA vs. UNCW (SENIOR DAY)

### The Last Time a Hofstra Student-Athlete...

Scored 20-24 points.....	Boogie Brozowski (20) at Northeastern, 2/24/19
Scored 25-29 points.....	Sica Cuzic (22) at St. Bonaventure, 11/17/18
Scored 30-34 points.....	Boogie Brozowski (31) at Charleston, 2/3/19
Scored 35-39 points.....	36 by Shante Evans at William & Mary, 3/2/11
Scored 40 or more points.....	41 by Marguerite Moran vs. Bucknell, 2/9/89
Had 20 or more rebounds in a game.....	21 by Ashunae Durant vs. UNCW, 1/20/17
Had a double-double (Points/Rebounds).....	Caria Reynolds (12 points, 11 rebounds vs. Charleston, 3/1/19
Had a double-double (Points/Assists).....	16/10 by Boogie Brozowski at Charleston, 1/5/18
Had a triple-double.....	21 points/10 rebounds/10 assists by Krystal Luciano at UNCW, 2/19/17
Had two players with double-doubles.....	23/12 by Ashunae Durant and 12/12 by Aleana Leon at Sacred Heart, 11/30/17
Had three players with double-doubles.....	Ashunae Durant (12 pts, 10 reb), Anjie White (14 pts, 10 ast.), Krystal Luciano (14 pts, 14 ast) vs. Northeastern, 1/6/15
Shot 100 percent from the field (min. five made).....	JaKayla Brown (5-of-5 vs Iona, 11/6/18)
Shot 100 percent from free throw line (min. five made).....	Boogie Brozowski (5-of-5 at Charleston, 2/3/18)
Had five assists exactly.....	Boogie Brozowski at Northeastern, 2/24/19
Had six assists exactly.....	Boogie Brozowski at Charleston, 2/3/19
Had seven assists exactly.....	Boogie Brozowski vs. Charleston, 3/1/19
Had eight assists exactly.....	Boogie Brozowski vs. Delaware, 2/17/18)
Had nine assists exactly.....	Boogie Brozowski vs. Towson, 2/8/19
Had ten assists exactly.....	Boogie Brozowski at Charleston, 1/5/18
Had more than 10 assists.....	Krystal Luciano (11) at Sacramento State, 11/25/16
Had five steals or more.....	E'Lexus Davis (5) vs. Elon, 1/6/19
Had five blocks or more.....	Mikiyah Croskey (5) at Northeastern, 3/3/18

### The Last Time a Hofstra Team...

Scored 80-89 points.....	2017-18: 83 (83-72) vs. Towson, 2/18/18
Scored 90-94 points.....	2011-12: 94 (94-74) vs. Seton Hall, 12/1/11
Scored 95-99 points.....	2010-11: 96 (96-69) at Niagara, 12/9/10
Scored 100 points or more.....	2013-14: 101 (101-38) vs. Concordia (N.Y.), 12/2/13
Allowed an opponent to score 80-89 points.....	89 (L, 89-54) at UNCW, 2/1/19
Allowed an opponent to score 90-99 points.....	92 (92-68) at Towson, 1/13/19
Allowed an opponent to score 100 points or more.....	2011-12: 101 (101-88) at Gonzaga, 11/11/11
Held an opponent to 50 points or fewer.....	Charleston (W, 68-49), 3/1/19
Held an opponent to 40 points or fewer.....	2015-16: 38 (62-38) vs. UNCW, 2/19/16
Held an opponent to 30 points or fewer.....	1999-2000: 29 (72-29) at Boston University, 1/4/00
Was held to 50 points or fewer.....	47 points vs. Delaware (L, 57-47), 2/17/19
Was held to 40 points or fewer.....	39 points at Drexel (L, 39-62), 2/15/19
Was held to 30 points or fewer.....	2007-08: 30 (59-30) at Drexel, 1/6/08
Shot 50-59 percent from the field.....	542 vs. Northeastern, 1/27/19
Shot 60-69 percent from the field.....	2009-10: 60% (30-for-50) at George Mason, 2/4/10
Had two players with 20 points or more.....	Ana Hernandez Gil (24), Boogie Brozowski (22) at Holy Cross, 12/5/18
Had three players with 20 points or more.....	22/20/20 by Shante Evans, Marie Malone & Nicole Capurso at Old Dominion, 1/15/12
Had five players score in double figures.....	Brozowski (18), Kalin (14), Brown (11), Hines (10), Cuzic (10) vs. Iona, 11/6/18
Had two players with 10 or more rebounds.....	12/10 by Marianne Kalin and Mikiyah Croskey vs. UNCW, 2/4/18
Had three players with 10 or more rebounds.....	13/11/11 by Vanessa Gidden, Lizanne Murphy and Lana Harshaw vs. Northeastern, 2/19/06
Shot 80-89 percent from the foul line.....	800 (8-of-10) at Northeastern, 2/24/19
Shot 90 percent or better from the foul line.....	2015-16: 12-for-12 at Charleston, 1/10/16
Shot 100 percent from the foul line.....	2017-18: 5-for-5 vs. Drexel, 1/21/18
Had at least a 20-point win.....	21 points, 77-56 vs. Wilmington (Del.), 12/29/18
Had at least a 30-point win.....	2015-16: 75-45 (30) vs. William & Mary, 1/17/16
Had at least a 40-point win.....	2015-16: 79-36 (43) vs. Buffalo, 12/3/15
Had at least a 50-point win.....	2013-14: 101-38 (63) vs. Concordia (N.Y.), 12/2/13
Had at least a 20-point loss.....	23 points (39-62 at Drexel), 2/15/19
Had at least a 30-point loss.....	35 points (L, 89-54) at UNCW, 2/1/19
Had at least a 40-point loss.....	2009-10: 91-46 (45) at #1 Connecticut, 11/27/09
Won in overtime.....	2016-17: 72-67 vs. American, 12/10/16
Won in double overtime.....	2017-18: 86-81 at Sacred Heart, 11/30/17
Lost in overtime.....	72-66 vs. Holy Cross, 12/5/18
Lost in double overtime.....	1980-81: 87-80 vs. Springfield
Had a last-second win.....	2008-09: 57-55 vs. Towson, 1/15/09 (Connely jumper in paint)
Had a last-second loss.....	2013-14: 62-60 at CCSU, 12/30/13 (Ferguson right-wing jump shot)
Had at least a five-game winning streak.....	2014-15: five games (February 8, 2015 – February 22, 2015)
Had at least a 10-game winning streak.....	2006-07: 10 games (November 17, 2006 – December 31, 2006)
Had at least a five-game losing streak.....	2018-19: Six games (February 1, 2019 - February 17, 2019)
Had more than a 10-game losing streak.....	1998-99: 17 games (January 12, 1996 – March 3, 1996)
Earned a victory over a ranked opponent.....	2014-15: 63-62 at #23 James Madison, 2/22/15
Played a game against a ranked opponent.....	2015-16: 73-50 vs. #7 Oregon State, 11/27/15
Earned a postseason victory.....	2015-16: 65-57 over Virginia, 3/22/16 (WNIT)
Played a postseason game.....	2015-16: 61-46 loss at Florida Gulf Coast, 3/28/16 (WNIT)

\*\*\*BOLD DENOTES 2018-19 OCCURENCE\*\*\*



**KRISTA KILBURN-STEVESKEY**

**HEAD COACH**  
**13<sup>TH</sup> Season**  
**NC State '90**



**THE KILBURN-STEVESKEY**  
**FILE**

Hofstra Head Coach.....2006-Present  
Date Hired.....May 16, 2006  
Family.....Husband: Chuck  
Place of Birth.....Fayetteville, Georgia  
Date of Birth.....June 28, 1968  
Education:.....B.A. Speech Communication

**KILBURN-STEVESKEY**  
**YEAR-BY-YEAR**  
**COACHING RECORDS**

2006-07 .....	26-8 (WNIT Quarterfinals)
2007-08 .....	5-25
2008-09 .....	16-14
2009-10 .....	20-14 (WNIT Second Round)
2010-11 .....	19-12
2011-12 .....	19-12 (WNIT First Round)
2012-13 .....	14-17
2013-14 .....	14-15
2014-15 .....	20-13 (WNIT First Round)
2015-16 .....	25-9 (WNIT Quarterfinals)
2016-17 .....	13-18
2017-18 .....	11-19
2018-19 .....	9-18
<b>Overall Record .....</b>	<b>211-194 (.521)</b>

Krista Kilburn-Steveskey is entering her 13th season as Hofstra’s head coach in 2018-19. She has averaged nearly 17 wins per season since arriving on campus in 2006 while posting seven winning seasons and leading the Pride to five appearances in the Women’s National Invitation Tournament, including two consecutive appearances in 2014-15 and 2015-16. With a 202-176 career record, Kilburn-Steveskey is the winningest coach in Pride history.

Kilburn-Steveskey, who was named the 11th head women’s basketball coach at Hofstra University on May 16, 2006, led the Pride to the WNIT in 2007, 2010, 2012, 2015 and 2016, with trips to the quarterfinals in 2007 and 2016 and a second round visit in 2010. She also steered Hofstra to a team Division I-record 26 victories in 2006-07. She signed a multi-year contract extension in October 2013.

Kilburn-Steveskey recorded her 200th career victory on January 14, 2018, with a 65-60 win over Charleston, becoming the first coach in Pride history to reach the milestone.

In 2016-2017, Kilburn-Steveskey led the Pride back to the Colonial Athletic Association quarterfinals, and helped forward Ashunae Durant earn All-CAA and All-Met Second-Team honors. Durant recorded her 1,000th career point, becoming the 12th player in program history to reach the milestone in three seasons or less

She has also coached the first Associated Press All-American in program history and has coached two CAA Rookies of the Year and six CAA All-Rookie Team members. Under her tutelage, Shante Evans earned four All-CAA

**KILBURN-STEVESKEY ALL-TIME**  
**vs. CAA OPPONENTS**

Charleston.....	8-5
Delaware.....	6-22
Drexel.....	12-15
Elon.....	2-8
James Madison.....	3-21
Towson .....	15-11
Northeastern.....	16-12
UNC Wilmington.....	15-10
William & Mary .....	19-7

selections (including three first-team picks). In 2012-13, Candace Bond became the first Hofstra player to win the CAA’s Defensive Player of the Year award under Kilburn-Steveskey. Ashunae Durant was the 2014-15 CAA Rookie of the Year as well as a Metropolitan Rookie of the Year and Full Court’s Mid-Major Freshman of the Year.

Hofstra has also been successful off the court under Kilburn-Steveskey’s watch, as 29 student-athletes have been named to the CAA All-Academic Team, including Anma Onyeuku in 2013-14. She and her teams have been highly active in charitable endeavors, supporting many local and national causes. Kilburn-Steveskey is active with the Interfaith Nutrition Network (The INN), a Long Island based food pantry. On a broader scope, Kilburn-Steveskey is a supporter of the WBCA’s Think Pink campaign and also participates in the annual 4Kay Golf Classic in honor of her former North Carolina State Coach Kay Yow.

Kilburn-Steveskey is a 1990 graduate of North Carolina State University in Raleigh, North Carolina, where she was coached by the legendary Yow and served as team captain during her senior year. In her four years at NC State, the Wolfpack compiled an 83-37 record and advanced to the NCAA Sweet 16 in 1987, 1989 and 1990. The 1990 squad posted a 25-6 record, won the regular season ACC championship and was ranked 11th in the nation by the Associated Press. Following her senior season, Kilburn-Steveskey received the prestigious North Carolina State University Alumni Association Athlete of the Year Award.

Following her collegiate career at North Carolina State, Kilburn-Steveskey was a member of USA Basketball’s Women’s R. William Jones Cup squad that competed in Taipei, Taiwan, in the summer of 1990.

Kilburn-Steveskey, who holds a degree in speech communication from NC State, earned her Master of Education with a concentration in special education from the State University of West Georgia in Carrollton, Georgia, in 1996. A standout at Fayette County High School in Fayetteville, Georgia, Kilburn-Steveskey was inducted into the school’s hall of fame in 1999.





PLAYER CAREER/SEASON STATS



CARIA REYNOLDS

00

FORWARD

FRESHMAN | 5-11

STONE MOUNTAIN, GA. | GREATER ATLANTA CHRISTIAN

2018-19 SINGLE-GAME SEASON HIGHS


Points: 12 (vs. Charleston, 3/1/19)  
Rebounds: 11 (vs. Charleston, 3/1/19)  
Assists: N/A  
Steals: 2 (last at Northeastern, 2/24/19)  
Blocks: 1 (vs. Charleston, 3/1/19)  
FG made: 6 (vs. Charleston, 3/1/19)  
3FG made: N/A  
FT made: 3 (vs. Delaware, 1/18/19)

SINGLE-GAME CAREER HIGHS

Points: 12 (vs. Charleston, 3/1/19)  
Rebounds: 11 (vs. Charleston, 3/1/19)  
Assists: N/A  
Steals: 2 (last at Northeastern, 2/24/19)  
Blocks: 1 (vs. Charleston, 3/1/19)  
FG made: 6 (vs. Charleston, 3/1/19)  
3FG made: N/A  
FT made: 3 (vs. Delaware, 1/18/19)

CAREER STATISTICS

Year	GP	GS	Min	Avg	Total			3-Point			F-Throw			Rebounds				PF	FO	Ast	TO	Blk	Stl	Pts	Avg
					FG	FGA	Pct	FG	FGA	Pct	FT	FTA	Pct	Off	Def	Tot	Avg								
2018-19	13	0	118	9.1	21	41	.512	0	0	.000	4	9	.444	17	25	42	3.2	26	0	0	11	1	7	46	3.5
Total	13	0	118	9.1	21	41	.512	0	0	.000	4	9	.444	17	25	42	3.2	26	0	0	11	1	7	46	3.5



E'LEXUS DAVIS

1

GUARD

JUNIOR | 5-7

HYATTSVILLE, MD. | NATIONAL CHRISTIAN ACADEMY

2018-19 SINGLE-GAME SEASON HIGHS

Points: 13 (vs. Elon, 1/6/19)  
Rebounds: 8 (vs. William & Mary, 1/4/19)  
Assists: 6 (vs. Iona, 11/6/18)  
Steals: 5 (vs. Elon, 1/6/19)  
Blocks: N/A  
FG made: 5 (last vs. Drexel, 1/20/19)  
3FG made: 1 (last vs. Northeastern, 1/27/19)  
FT made: 3 (last at Delaware, 1/18/19)

SINGLE-GAME CAREER HIGHS

Points: 19 (at Sacred Heart, 11/30/17)  
Rebounds: 8 (last vs. William & Mary, 1/4/19)  
Assists: 9 (vs. UMBC, 11/12/17)  
Steals: 5 (vs. Elon, 1/6/18)  
Blocks: 1 (last at William & Mary, 1/28/18)  
FG made: 8 (at Sacred Heart, 11/30/17)  
3FG made: 4 (vs. St. Bonaventure, 12/21/17)  
FT made: 3 (last at Delaware, 1/18/19)

CAREER STATISTICS

Year	GP	GS	Min	Avg	Total			3-Point			F-Throw			Rebounds				PF	FO	Ast	TO	Blk	Stl	Pts	Avg
					FG	FGA	Pct	FG	FGA	Pct	FT	FTA	Pct	Off	Def	Tot	Avg								
2016-17	25	2	203	8.1	9	53	.170	0	8	.000	19	30	.633	6	21	27	1.1	30	2	16	45	3	9	37	1.5
2017-18	30	17	751	25.0	93	242	.384	16	67	.239	48	88	.545	15	74	89	3.0	81	3	78	91	5	43	250	8.3
2018-19	20	16	455	22.8	38	89	.427	4	21	.190	17	37	.459	16	44	60	3.0	52	3	42	51	0	25	97	4.9
Total	75	35	1409	18.8	140	384	.365	20	96	.208	84	155	.542	37	139	176	2.3	163	8	136	187	8	77	384	5.1

**PLAYER CAREER/SEASON STATS**

**JaKAYLA BROWN**
**2**
**GUARD**

FRESHMAN | 5-10

LAPLATA, MD. | ST. MARY'S RYKEN

**2018-19 SINGLE-GAME SEASON HIGHS**

Points: 11 (vs. Iona, 11/6/18)  
 Rebounds: 4 (last at Delaware, 2/17/19)  
 Assists: 2 (vs. Sacred Heart, 11/25/18)  
 Steals: 2 (vs. Columbia, 11/9/18)  
 Blocks: 1 (last at Delaware, 2/17/19)  
 FG made: 5 (vs. Iona, 11/6/18)  
 3FG made: 1 (last at James Madison, 1/11/19)  
 FT made: 3 (vs. Sacred Heart, 11/29/18)

**SINGLE-GAME CAREER HIGHS**

Points: 11 (vs. Iona, 11/6/18)  
 Rebounds: 4 (last at Delaware, 2/17/19)  
 Assists: 2 (vs. Sacred Heart, 11/25/18)  
 Steals: 2 (vs. Columbia, 11/9/18)  
 Blocks: 1 (last at Delaware, 2/17/19)  
 FG made: 5 (vs. Iona, 11/6/18)  
 3FG made: 1 (last at James Madison, 1/11/19)  
 FT made: 3 (vs. Sacred Heart, 11/29/18)

**CAREER STATISTICS**

Year	GP	GS	Min	Avg	——Total——			——3-Point——			——F-Throw——			——Rebounds——				PF	FO	Ast	TO	Blk	Stl	Pts	Avg
					FG	FGA	Pct	FG	FGA	Pct	FT	FTA	Pct	Off	Def	Tot	Avg								
2018-19	21	5	29.4	14.0	23	61	.377	2	7	.286	8	20	.400	14	16	30	1.4	30	0	9	22	2	6	56	2.7
Total	21	5	29.4	14.0	23	61	.377	2	7	.286	8	20	.400	14	16	30	1.4	30	0	9	22	2	6	56	2.7


**SHAWN MILLS**
**4**
**GUARD/FORWARD**

FRESHMAN | 5-9

STERLING, VA. | BISHOP O'CONNELL

**2018-19 SINGLE-GAME SEASON HIGHS**

Points: 3 (vs. Iona, 11/6/18)  
 Rebounds: 2 (at Delaware, 2/17/19)  
 Assists: N/A  
 Steals: N/A  
 Blocks: N/A  
 FG made: 1 (vs. Iona, 11/6/18)  
 3FG made: N/A  
 FT made: 2 (vs. Columbia, 11/9/18)


**SINGLE-GAME CAREER HIGHS**

Points: 3 (vs. Iona, 11/6/18)  
 Rebounds: 2 (at Delaware, 2/17/19)  
 Assists: N/A  
 Steals: N/A  
 Blocks: N/A  
 FG made: 1 (vs. Iona, 11/6/18)  
 3FG made: N/A  
 FT made: 2 (vs. Columbia, 11/9/18)

**CAREER STATISTICS**

Year	GP	GS	Min	Avg	——Total——			——3-Point——			——F-Throw——			——Rebounds——				PF	FO	Ast	TO	Blk	Stl	Pts	Avg
					FG	FGA	Pct	FG	FGA	Pct	FT	FTA	Pct	Off	Def	Tot	Avg								
2018-19	10	0	35	3.5	1	3	.333	0	0	.000	3	9	.333	1	4	5	0.5	4	0	0	3	0	0	5	0.5
Total	10	0	35	3.5	1	3	.333	0	0	.000	3	9	.333	1	4	5	0.5	4	0	0	3	0	0	5	0.5



**PLAYER CAREER/SEASON STATS**

**PETJA KRUPENKO**
**5**
**GUARD**

JUNIOR | 5-8

LJUBLJANA, SLOVENIA | GIMNAZIJA BEZIGRAD

**2018-19 SINGLE-GAME SEASON HIGHS**

Points: 9 (vs. Columbia, 11/9/18)  
 Rebounds: 2 (last vs. Elon, 1/6/18)  
 Assists: 5 (vs. Columbia, 11/9/18)  
 Steals: 1 (last at Charleston, 2/3/19)  
 Blocks: N/A  
 FG made: 3 (vs. Columbia, 11/9/18)  
 3FG made: 3 (vs. Columbia, 11/9/18)  
 FT made: 2 (vs. Elon, 1/6/18)

**SINGLE-GAME CAREER HIGHS**

Points: 9 (vs. Columbia, 11/9/18)  
 Rebounds: 5 (vs. Marist, 11/11/16)  
 Assists: 5 (vs. Columbia, 11/9/18)  
 Steals: 2 (last at Iona, 12/7/17)  
 Blocks: 1 (at Hartford, 11/18/17)  
 FG made: 3 (last vs. Columbia, 11/9/18)  
 3FG made: 3 (vs. Columbia, 11/9/18)  
 FT made: 2 (last vs. Elon, 1/6/18)

**CAREER STATISTICS**

Year	GP	GS	Min	Avg	Total			3-Point			F-Throw			Rebounds				PF	FO	Ast	TO	Blk	Stl	Pts	Avg
					FG	FGA	Pct	FG	FGA	Pct	FT	FTA	Pct	Off	Def	Tot	Avg								
2016-17	20	0	78	3.9	2	12	.167	2	3	.667	3	6	.500	3	5	8	0.4	12	0	6	9	0	3	9	0.5
2017-18	18	0	190	10.6	12	44	.273	2	20	.100	6	7	.857	2	9	11	0.6	15	0	10	19	1	9	32	1.8
2018-19	23	3	213	9.3	17	37	.459	9	23	.391	8	14	.571	2	8	10	0.4	20	0	13	26	0	6	51	2.2
Total	61	3	481	7.9	31	93	.333	13	46	.283	17	27	.630	7	22	29	0.5	47	0	29	54	1	18	92	1.5


**ANA HERNANDEZ GIL**
**10**
**GUARD**

JUNIOR | 5-8

LAS PALMAS DE GRAN CANARIA, CANARY ISLANDS | SAN ANTONIO MARIA

**2018-19 SINGLE-GAME SEASON HIGHS**

Points: 24 (vs. Holy Cross, 12/5/18)  
 Rebounds: 5 (last vs. JMU, 2/10/19)  
 Assists: 6 (2x, last vs. Wilmington (Del.), 12/29/18)  
 Steals: 2 (last at Towson, 1/13/19)  
 Blocks: 2 (at Siena, 12/21/18)  
 FG made: 8 (vs. Holy Cross, 12/5/18)  
 3FG made: 8 (vs. Holy Cross, 12/5/18)  
 FT made: 4 (last vs. Northeastern, 1/27/19)

**SINGLE-GAME CAREER HIGHS**

Points: 24 (vs. Holy Cross, 12/5/18)  
 Rebounds: 5 (last vs. JMU, 2/10/19)  
 Assists: 6 (2x, last vs. Wilmington (Del.), 12/29/18)  
 Steals: 2 (last at Towson, 1/13/19)  
 Blocks: 2 (at Siena, 12/21/18)  
 FG made: 8 (vs. Holy Cross, 12/5/18)  
 3FG made: 8 (vs. Holy Cross, 12/5/18)  
 FT made: 4 (last vs. Northeastern, 1/27/19)

**CAREER STATISTICS**

Year	GP	GS	Min	Avg	Total			3-Point			F-Throw			Rebounds				PF	FO	Ast	TO	Blk	Stl	Pts	Avg							
					FG	FGA	Pct	FG	FGA	Pct	FT	FTA	Pct	Off	Def	Tot	Avg															
2016-17	27	0	290	10.4	47	150	.313	45	142	.317	6	9	.667	5	24	29	1.1	19	0	8	21	2	5	145	5.4							
2017-18	-	-	-	-	-	-	-	-	-	missed season due to injury														-	-	-	-	-	-	-	-	-
2018-19	27	15	688	25.5	80	251	.319	64	204	.314	19	24	.792	10	50	60	2.2	30	0	30	48	4	17	243	9.0							
Total	54	15	978	18.1	127	401	.317	109	346	.315	25	33	.758	15	74	89	1.6	49	0	38	69	6	22	388	7.2							

**PLAYER CAREER/SEASON STATS**

**JAYLEN HINES**
**11**
**FORWARD**

SOPHOMORE | 5-10

CLINTON, MD. | ELIZABETH SETON

**2018-19 SINGLE-GAME SEASON HIGHS**

Points: 10 (vs. Iona, 11/6/18)  
 Rebounds: 10 (at James Madison, 1/11/19)  
 Assists: 5 (vs. Northeastern, 1/27/19)  
 Steals: 3 (at Siena, 12/21/18)  
 Blocks: 2 (at UMBC, 12/9/18)  
 FG made: 5 (vs. Iona, 11/6/18)  
 3FG made: N/A  
 FT made: 3 (vs. Delaware, 1/18/19)

**SINGLE-GAME CAREER HIGHS**

Points: 10 (vs. Iona, 11/6/18)  
 Rebounds: 10 (at James Madison, 1/11/19)  
 Assists: 5 (vs. Northeastern, 1/27/19)  
 Steals: 3 (at Siena, 12/21/18)  
 Blocks: 2 (at UMBC, 12/9/18)  
 FG made: 5 (vs. Iona, 11/6/18)  
 3FG made: N/A  
 FT made: 3 (vs. Delaware, 1/18/19)

**CAREER STATISTICS**

Year	GP	GS	Min	Avg	Total			3-Point			F-Throw			Rebounds				PF	FO	Ast	TO	Blk	Stl	Pts	Avg
					FG	FGA	Pct	FG	FGA	Pct	FT	FTA	Pct	Off	Def	Tot	Avg								
2018-19	26	17	565	21.7	40	84	.476	0	1	.000	13	23	.565	39	75	114	4.4	77	1	27	30	7	18	93	3.6
Total	26	17	565	21.7	40	84	.476	0	1	.000	13	23	.565	39	75	114	4.4	77	1	27	30	7	18	93	3.6


**MIE HOFF**
**12**
**FORWARD**

SOPHOMORE | 6-0

BERGEN, NORWAY | STEND VIDEREÅENDE SKOLE

**2018-19 SINGLE-GAME SEASON HIGHS**

Points: N/A  
 Rebounds: 1 (at UNCW, 2/1/19)  
 Assists: N/A  
 Steals: N/A  
 Blocks: N/A  
 FG made: N/A  
 3FG made: N/A  
 FT made: N/A

**SINGLE-GAME CAREER HIGHS**

Points: 3 (at UNLV, 11/25/17)  
 Rebounds: 10 (at Columbia, 12/11/17)  
 Assists: 1 (last at Sacred Heart, 11/30/17)  
 Steals: 1 (last at Columbia, 12/11/17)  
 Blocks: N/A  
 FG made: 1 (last at Columbia, 12/11/17)  
 3FG made: N/A  
 FT made: 2 (vs. Stony Brook, 11/14/17)

**CAREER STATISTICS**

Year	GP	GS	Min	Avg	Total			3-Point			F-Throw			Rebounds				PF	FO	Ast	TO	Blk	Stl	Pts	Avg
					FG	FGA	Pct	FG	FGA	Pct	FT	FTA	Pct	Off	Def	Tot	Avg								
2017-18	17	0	119	7.0	3	14	.214	0	7	.000	4	6	.667	9	29	38	2.2	5	0	3	11	0	3	10	0.6
2018-19	2	0	4	2.0	0	0	.000	0	0	.000	0	0	.000	0	1	1	0.5	0	0	0	1	0	0	0	0.0
Total	19	0	123	6.5	3	14	.214	0	7	.000	4	6	.667	9	30	39	2.1	5	0	3	12	0	3	10	0.5



**PLAYER CAREER/SEASON STATS**

**MIKIYAH CROSKEY**
**21**
**FORWARD**

JUNIOR | 6-1

BOWIE, MD. | NATIONAL CHRISTIAN ACADEMY

**2018-19 SINGLE-GAME SEASON HIGHS**

Points: 13 (at Delaware, 2/17/19)  
 Rebounds: 7 (at Delaware, 2/17/19)  
 Assists: 1 (3x, last vs. UNCW, 2/1/19)  
 Steals: 2 (at Towson, 1/13/19)  
 Blocks: 3 (last at Towson, 1/13/19)  
 FG made: 6 (at Delaware, 2/17/19)  
 3FG made: N/A  
 FT made: 2 (last vs. Elon, 1/6/19)

**SINGLE-GAME CAREER HIGHS**

Points: 18 (at James Madison, 1/26/18)  
 Rebounds: 10 (vs. UNCW, 2/4/18)  
 Assists: 3 (vs. Charleston, 3/7/18)  
 Steals: 3 (vs. Charleston, 3/7/18)  
 Blocks: 5 (at Northeastern, 3/3/18)  
 FG made: 8 (at James Madison, 1/26/18)  
 3FG made: N/A  
 FT made: 2 (last vs. Elon, 1/6/19)

**CAREER STATISTICS**

Year	GP	GS	Min	Avg	Total			3-Point			F-Throw			Rebounds				PF	FO	Ast	TO	Blk	Stl	Pts	Avg
					FG	FGA	Pct	FG	FGA	Pct	FT	FTA	Pct	Off	Def	Tot	Avg								
2017-18	19	10	386	20.3	44	103	.427	0	0	.000	7	37	.189	32	44	76	4.0	50	1	11	32	19	9	95	5.0
2018-19	19	0	215	11.3	24	56	.429	0	0	.000	7	19	.368	19	28	47	2.5	41	0	3	20	18	7	55	2.9
Total	38	10	601	15.8	68	159	.428	0	0	.000	14	56	.250	51	72	123	3.2	91	1	14	52	37	16	150	3.9


**VANERLIE VALCOURT**
**23**
**GUARD**

FRESHMAN | 5-10

QUEENS, N.Y. | THE MARY LOUIS ACADEMY

**2018-19 SINGLE-GAME SEASON HIGHS**

Points: 10 (vs. Wilmington (Del.) 12/29/18)  
 Rebounds: 6 (vs. Towson, 2/8/19)  
 Assists: 3 (vs. Wilmington (Del.) 12/29/18)  
 Steals: 3 (3x, last vs. Elon, 1/6/19)  
 Blocks: N/A  
 FG made: 5 (vs. Wilmington (Del.) 12/29/18)  
 3FG made: N/A  
 FT made: 3 (vs. Stony Brook, 11/13/18)

**SINGLE-GAME CAREER HIGHS**

Points: 10 (vs. Wilmington (Del.) 12/29/18)  
 Rebounds: 6 (vs. Towson, 2/8/19)  
 Assists: 3 (vs. Wilmington (Del.) 12/29/18)  
 Steals: 3 (3x, last vs. Elon, 1/6/19)  
 Blocks: N/A  
 FG made: 5 (vs. Wilmington (Del.) 12/29/18)  
 3FG made: N/A  
 FT made: 3 (vs. Stony Brook, 11/13/18)

**CAREER STATISTICS**

Year	GP	GS	Min	Avg	Total			3-Point			F-Throw			Rebounds				PF	FO	Ast	TO	Blk	Stl	Pts	Avg
					FG	FGA	Pct	FG	FGA	Pct	FT	FTA	Pct	Off	Def	Tot	Avg								
2018-19	15	1	153	10.2	21	45	.467	0	0	.000	6	12	.500	10	15	25	1.7	20	0	14	24	0	17	48	3.2
Total	15	1	153	10.2	21	45	.467	0	0	.000	6	12	.500	10	15	25	1.7	20	0	14	24	0	17	48	3.2

PLAYER CAREER/SEASON STATS



SICA CUZIC

24

GUARD

SENIOR | 5-10

GALATI, ROMANIA | TRINITY INTERNATIONAL | SALT LAKE CITY COMMUNITY COLLEGE

2018-19 SINGLE-GAME SEASON HIGHS

Points: 27 (at St. Bonaventure, 11/17/18)  
Rebounds: 16 (vs. Wilmington (Del.) 12/29/18)  
Assists: 5 (vs. William & Mary, 1/4/19)  
Steals: 4 (vs. Holy Cross, 12/5/18)  
Blocks: 1 (vs. Wright State, 11/23/18)  
FG made: 10 (last vs. Wright State, 11/23/18)  
3FG made: 2 (last vs. JMU, 2/10/19)  
FT made: 7 (vs. Sacred Heart, 11/29/18)

SINGLE-GAME CAREER HIGHS

Points: 27 (at St. Bonaventure, 11/17/18)  
Rebounds: 16 (vs. Wilmington (Del.) 12/29/18)  
Assists: 5 (vs. William & Mary, 1/4/19)  
Steals: 4 (vs. Holy Cross, 12/5/18)  
Blocks: 1 (vs. Wright State, 11/23/18)  
FG made: 10 (last vs. Wright State, 11/23/18)  
3FG made: 2 (last vs. JMU, 2/10/19)  
FT made: 7 (vs. Sacred Heart, 11/29/18)

CAREER STATISTICS

Year	GP	GS	Min	Avg	Total			3-Point			F-Throw			Rebounds				PF	FO	Ast	TO	Blk	Stl	Pts	Avg
					FG	FGA	Pct	FG	FGA	Pct	FT	FTA	Pct	Off	Def	Tot	Avg								
2017-18	7	0	130	18.6	16	35	.457	3	20	.150	3	6	.500	5	15	20	2.9	9	0	6	16	0	2	38	5.4
2018-19	19	13	553	29.1	75	178	.421	14	57	.246	34	50	.680	34	89	123	6.5	43	1	31	50	1	27	198	10.4
Total	26	13	683	26.3	91	213	.427	17	77	.221	37	56	.661	39	104	143	5.5	52	1	37	66	1	29	236	9.1



BRI CRUTCHFIELD

33

GUARD/FORWARD

FRESHMAN | 6-0

FREDERICK, MD. | MIDDLETOWN

2018-19 SINGLE-GAME SEASON HIGHS

Points: N/A  
Rebounds: N/A  
Assists: N/A  
Steals: N/A  
Blocks: N/A  
FG made: N/A  
3FG made: N/A  
FT made: N/A

SINGLE-GAME CAREER HIGHS

Points: N/A  
Rebounds: N/A  
Assists: N/A  
Steals: N/A  
Blocks: N/A  
FG made: N/A  
3FG made: N/A  
FT made: N/A

CAREER STATISTICS

Year	GP	GS	Min	Avg	Total			3-Point			F-Throw			Rebounds				PF	FO	Ast	TO	Blk	Stl	Pts	Avg
					FG	FGA	Pct	FG	FGA	Pct	FT	FTA	Pct	Off	Def	Tot	Avg								
2018-19	-	-	-	-	-	-	-	-	-	-	-	-	-	-	-	-	-	-	-	-	-	-	-	-	-
TOTAL	-	-	-	-	-	-	-	-	-	-	-	-	-	-	-	-	-	-	-	-	-	-	-	-	-



**PLAYER CAREER/SEASON STATS**

**BOOGIE BROZOSKI**
**34**
**GUARD**

SENIOR | 5-6

CAMBRIA HEIGHTS, N.Y. | LONG ISLAND LUTHERAN | MICHIGAN

**2018-19 SINGLE-GAME SEASON HIGHS**

Points: 34 (vs. Northeastern, 1/27/19)  
 Rebounds: 9 (vs. Towson, 2/8/19)  
 Assists: 8 (vs. Iona, 11/6/18)  
 Steals: 4 (last at Delaware, 2/17/19)  
 Blocks: 1 (vs. Drexel, 1/20/19)  
 FG made: 11 (at Charleston, 2/3/19)  
 3FG made: 5 (vs. Northeastern, 1/27/19)  
 FT made: 11 (vs. Northeastern, 1/27/19)

**SINGLE-GAME CAREER HIGHS**

Points: 34 (vs. Northeastern, 1/27/19)  
 Rebounds: 8 (last vs. Drexel, 1/20/19)  
 Assists: 10 (at Charleston, 1/15/18)  
 Steals: 4 (last at Delaware, 2/17/19)  
 Blocks: 1 (last vs. Drexel, 1/20/19)  
 FG made: 11 (at Charleston, 2/3/19)  
 3FG made: 5 (last vs. Northeastern, 1/27/19)  
 FT made: 11 (vs. Northeastern, 1/27/19)

**CAREER STATISTICS**

Year	GP	GS	Min	Avg	——Total——			——3-Point——			——F-Throw——			——Rebounds——				PF	FO	Ast	TO	Blk	Stl	Pts	Avg		
					FG	FGA	Pct	FG	FGA	Pct	FT	FTA	Pct	Off	Def	Tot	Avg										
At Michigan:																											
2015-16	34	5	583	17.1	66	131	.410	26	61	.426	28	35	.800	11	42	53	1.6	53	1	79	62	3	30	186	5.5		
2016-17	9	0	127	14.1	18	29	.621	4	9	.444	10	10	1.000	3	14	17	1.9	6	0	17	1.9	0	9	50	5.6		
MICH. TOTAL	43	5	710	16.5	84	190	.442	30	70	.427	38	45	.844	14	56	70	1.6	96	59	96	77	39	3	236	5.5		
At Hofstra:																											
2017-18	20	15	623	31.2	93	210	.443	36	101	.356	37	47	.787	14	57	71	3.6	49	1	78	76	4	27	259	13.0		
2018-19	27	27	963	35.7	145	405	.358	48	148	.324	77	92	.837	11	97	108	4.0	58	1	110	104	1	33	415	15.4		
Total	47	42	1586	33.7	238	615	.387	84	249	.337	114	139	.820	25	154	179	3.8	107	2	188	180	5	60	674	14.3		


**MARIANNE KALIN**
**53**
**FORWARD**

JUNIOR | 6-1

LAPPEENRANTA, FINLAND | KIMPISEN LUKIO

**2018-19 SINGLE-GAME SEASON HIGHS**


Points: 17 (vs. William & Mary, 1/4/19)  
 Rebounds: 13 (at UMBC, 12/9/18)  
 Assists: 3 (last at Towson, 1/13/19)  
 Steals: 3 (last at Northeastern, 2/24/19)  
 Blocks: 3 (last vs. Charleston, 3/1/19)  
 FG made: 8 (vs. William & Mary, 1/4/19)  
 3FG made: N/A  
 FT made: 4 (vs. Marist, 11/24/18)

**SINGLE-GAME CAREER HIGHS**

Points: 25 (at Iona, 12/7/17)  
 Rebounds: 13 (at UMBC, 12/9/18)  
 Assists: 5 (at Northeastern, 3/3/18)  
 Steals: 3 (last at Northeastern, 2/24/19)  
 Blocks: 5 (last vs. Northeastern, 2/23/18)  
 FG made: 11 (at Iona, 12/7/17)  
 3FG made: N/A  
 FT made: 6 (vs. Towson, 2/18/18)

**CAREER STATISTICS**

Year	GP	GS	Min	Avg	——Total——			——3-Point——			——F-Throw——			——Rebounds——				PF	FO	Ast	TO	Blk	Stl	Pts	Avg
					FG	FGA	Pct	FG	FGA	Pct	FT	FTA	Pct	Off	Def	Tot	Avg								
2016-17	31	5	523	16.9	51	106	.481	0	1	.000	24	36	.667	40	36	76	2.5	78	1	18	24	6	15	126	4.1
2017-18	30	29	904	30.1	107	226	.473	0	1	.000	37	70	.529	64	107	171	5.7	99	4	39	77	37	26	251	8.4
2018-19	27	27	656	24.3	82	178	.461	0	0	.000	29	61	.475	54	87	141	5.2	72	2	29	43	22	20	193	7.1
Total	88	61	2083	23.7	240	510	.471	0	2	.000	90	167	.539	158	230	388	4.4	249	7	86	144	65	61	570	6.5



# SANDRA KARSTEN

54

## FORWARD

JUNIOR | 5-9

HELSINKI, FINLAND | MÄKELÄNRINEEN LUKIO

### 2018-19 SINGLE-GAME SEASON HIGHS

Points: 15 (vs. Towson, 2/8/19)  
Rebounds: 5 (last at Charleston, 2/3/19)  
Assists: 3 (last at Northeastern, 2/24/19)  
Steals: 1 (last at James Madison, 1/11/19)  
Blocks: 1 (last at Drexel, 2/15/19)  
FG made: 6 (at Drexel, 2/15/19)  
3FG made: 3 (vs. Towson, 2/8/19)  
FT made: 5 (at UNCW, 2/1/19)

### SINGLE-GAME CAREER HIGHS

Points: 15 (vs. Towson, 2/8/19)  
Rebounds: 5 (last at Charleston, 2/3/19)  
Assists: 5 (at Stony Brook, 11/14/16)  
Steals: 5 (at Elon, 2/25/18)  
Blocks: 2 (vs. Drexel, 1/21/18)  
FG made: 6 (at Drexel, 2/15/19)  
3FG made: 4 (vs. UMBC, 11/12/17)  
FT made: 5 (last at UNCW, 2/1/19)

### CAREER STATISTICS

Year	GP	GS	Min	Avg	Total			3-Point			F-Throw			Rebounds				PF	FO	Ast	TO	Blk	Stl	Pts	Avg
					FG	FGA	Pct	FG	FGA	Pct	FT	FTA	Pct	Off	Def	Tot	Avg								
2016-17	25	2	262	10.5	18	79	.228	7	43	.163	8	14	.571	7	20	27	1.1	29	0	13	33	0	5	51	2.0
2017-18	30	2	501	16.7	35	120	.292	12	50	.240	25	36	.694	16	39	55	1.8	37	1	26	46	3	15	107	3.6
2018-19	27	11	515	19.1	34	99	.343	13	39	.333	15	18	.833	12	35	47	1.7	41	1	22	31	4	3	96	3.6
Total	82	15	1278	15.6	87	298	.292	32	132	.242	48	68	.706	35	94	129	1.6	107	2	61	110	7	23	254	3.1



# GAME 28: HOFSTRA vs. UNCW (SENIOR DAY)

## POINTS - REBOUNDS - ASSISTS

Opponent	Date	Score	00 Reynolds	1 Davis	2 Brown	4 Mills	5 Krupenko	10 Hernandez Gil	11 Hines	12 Hoff
<b>IONA</b>	<b>11/6</b>	<b>Hofstra, 74-49</b>	<b>DNP</b>	<b>3-2-6</b>	<b>11-3-1</b>	<b>3-1-0</b>	<b>0-1-0</b>	<b>0-0-1</b>	<b>10-6-2</b>	<b>DNP</b>
<b>COLUMBIA</b>	<b>11/9</b>	<b>Columbia, 65-63</b>	<b>DNP</b>	<b>0-1-0</b>	<b>2-4-0</b>	<b>2-1-0</b>	<b>9-2-5</b>	<b>3-0-0</b>	<b>9-6-1</b>	<b>DNP</b>
at Stony Brook	11/13	Stony Brook, 77-49	DNP	DNP	3-1-0	DNP	3-1-2	10-3-2	2-5-0	DNP
at St. Bonaventure	11/17	Hofstra, 67-59	DNP	7-5-2	0-0-0	DNP	DNP	6-4-3	4-2-1	DNP
vs. Wright State	11/24	Wright State, 93-64	0-0-0	2-1-1	0-1-1	0-0-0	0-0-0	12-3-0	DNP	DNP
vs. Marist	11/25	Marist, 71-57	DNP	4-1-1	3-1-1	DNP	0-0-0	16-2-1	6-5-1	DNP
vs. Stetson	11/25	Hofstra, 53-50	DNP	2-0-0	8-4-0	DNP	1-0-0	11-3-3	0-6-1	DNP
<b>SACRED HEART</b>	<b>11/29</b>	<b>Sacred Heart, 70-64</b>	<b>DNP</b>	<b>4-6-3</b>	<b>5-3-2</b>	<b>DNP</b>	<b>0-0-0</b>	<b>8-3-0</b>	<b>2-0-0</b>	<b>DNP</b>
at Holy Cross	12/5	Holy Cross, 72-66 (OT)	DNP	4-1-4	0-0-0	DNP	DNP	24-3-0	0-2-1	DNP
at UMBC	12/9	Hofstra, 45-42	DNP	5-2-2	0-1-0	0-0-0	5-0-0	0-2-0	4-8-2	DNP
at Siena	12/21	Hofstra, 57-50	DNP	3-1-0	0-0-0	DNP	4-0-1	11-5-6	0-7-2	DNP
<b>WILMINGTON (Del.)</b>	<b>12/29</b>	<b>Hofstra, 77-56</b>	<b>DNP</b>	<b>2-3-3</b>	<b>2-2-0</b>	<b>0-0-0</b>	<b>0-1-1</b>	<b>14-3-6</b>	<b>6-5-2</b>	<b>DNP</b>
<b>WILLIAM &amp; MARY*</b>	<b>1/4</b>	<b>William &amp; Mary, 60-55</b>	<b>DNP</b>	<b>8-8-3</b>	<b>0-1-1</b>	<b>DNP</b>	<b>0-0-1</b>	<b>4-4-0</b>	<b>1-6-1</b>	<b>DNP</b>
<b>ELON*</b>	<b>1/6</b>	<b>Elon, 77-64</b>	<b>DNP</b>	<b>13-5-2</b>	<b>0-0-0</b>	<b>DNP</b>	<b>4-2-0</b>	<b>14-2-1</b>	<b>2-2-0</b>	<b>DNP</b>
at James Madison*	1/11	James Madison, 77-54	2-2-0	2-5-3	7-1-1	DNP	5-0-2	0-1-0	6-10-1	DNP
at Towson*	1/13	Towson, 92-68	2-2-0	3-0-2	4-1-1	DNP	2-1-0	17-4-0	2-0-0	DNP
<b>DELAWARE*</b>	<b>1/18</b>	<b>Delaware, 78-59</b>	<b>7-4-0</b>	<b>7-1-2</b>	<b>2-1-0</b>	<b>DNP</b>	<b>5-0-0</b>	<b>12-1-0</b>	<b>3-3-1</b>	<b>DNP</b>
<b>DREXEL*</b>	<b>1/20</b>	<b>Drexel, 61-49</b>	<b>0-0-0</b>	<b>11-2-1</b>	<b>3-2-1</b>	<b>DNP</b>	<b>2-0-0</b>	<b>6-1-0</b>	<b>8-6-1</b>	<b>DNP</b>
<b>NORTHEASTERN*</b>	<b>1/27</b>	<b>Hofstra, 78-61</b>	<b>8-0-0</b>	<b>9-6-5</b>	<b>0-0-0</b>	<b>DNP</b>	<b>DNP</b>	<b>15-2-2</b>	<b>0-2-5</b>	<b>DNP</b>
at UNCW*	2/1	UNCW, 89-54	6-7-0	4-4-0	DNP	DNP	4-0-0	8-0-0	2-0-0	0-1-0
at Charleston*	2/3	Charleston, 70-62	0-3-0	4-6-2	DNP	DNP	0-3-0	3-2-0	6-7-1	DNP
<b>TOWSON*</b>	<b>2/8</b>	<b>Towson, 68-56</b>	<b>0-0-0</b>	<b>DNP</b>	<b>DNP</b>	<b>0-0-0</b>	<b>2-0-0</b>	<b>0-1-0</b>	<b>5-7-0</b>	<b>DNP</b>
<b>JAMES MADISON*</b>	<b>2/10</b>	<b>James Madison, 59-44</b>	<b>0-4-0</b>	<b>DNP</b>	<b>DNP</b>	<b>0-0-0</b>	<b>0-1-0</b>	<b>1-5-1</b>	<b>0-1-1</b>	<b>DNP</b>
at Drexel*	2/15	Drexel, 62-39	DNP	DNP	DNP	0-1-0	5-0-0	8-2-1	2-8-0	DNP
at Delaware*	2/17	Delaware, 57-47	2-4-0	DNP	6-4-0	0-2-0	DNP	11-2-2	2-2-0	DNP
at Northeastern*	2/24	Hofstra, 63-62	7-5-0	DNP	DNP	0-0-0	0-0-0	12-1-1	6-5-1	DNP
<b>CHARLESTON*</b>	<b>3/1</b>	<b>Hofstra, 68-49</b>	<b>12-11-0</b>	<b>DNP</b>	<b>0-0-0</b>	<b>DNP</b>	<b>0-0-1</b>	<b>17-1-0</b>	<b>5-3-2</b>	<b>0-0-0</b>
<b>UNC WILMINGTON*</b>	<b>3/3</b>									
at Elon*	3/7									
at William & Mary*	3/9									
<b>TOTAL</b>										

Opponent	Date	Score	21 Croskey	23 Valcourt	24 Cuzic	33 Crutchfield	34 Brozoski	53 Kalin	54 Karsten
<b>IONA</b>	<b>11/6</b>	<b>Hofstra, 74-49</b>	<b>2-2-0</b>	<b>0-1-0</b>	<b>10-2-1</b>	<b>DNP</b>	<b>18-5-8</b>	<b>14-5-1</b>	<b>3-4-1</b>
<b>COLUMBIA</b>	<b>11/9</b>	<b>Columbia, 65-63</b>	<b>DNP</b>	<b>DNP</b>	<b>18-14-3</b>	<b>DNP</b>	<b>11-2-3</b>	<b>7-8-0</b>	<b>2-2-1</b>
at Stony Brook	11/13	Stony Brook, 77-49	2-5-0	7-3-1	0-5-1	DNP	11-3-5	6-6-1	5-2-0
at St. Bonaventure	11/17	Hofstra, 67-59	0-0-0	DNP	27-10-1	DNP	12-2-3	4-6-1	7-1-2
vs. Wright State	11/24	Wright State, 93-64	0-3-0	0-1-0	24-9-2	DNP	16-5-2	8-2-3	2-1-1
vs. Marist	11/25	Marist, 71-57	DNP	DNP	5-6-2	DNP	11-3-3	10-3-2	2-0-0
vs. Stetson	11/25	Hofstra, 53-50	DNP	DNP	4-5-1	DNP	22-6-6	5-4-1	0-0-1
<b>SACRED HEART</b>	<b>11/29</b>	<b>Sacred Heart, 70-64</b>	<b>0-0-0</b>	<b>DNP</b>	<b>19-11-1</b>	<b>DNP</b>	<b>12-6-2</b>	<b>14-6-3</b>	<b>0-0-1</b>
at Holy Cross	12/5	Holy Cross, 72-66 (OT)	2-4-0	DNP	11-5-4	DNP	22-7-2	3-1-1	0-0-1
at UMBC	12/9	Hofstra, 45-42	0-1-0	8-2-2	5-1-1	DNP	10-4-1	8-13-2	0-1-1
at Siena	12/21	Hofstra, 57-50	8-2-1	DNP	6-8-0	DNP	20-3-3	5-5-2	0-0-0
<b>WILMINGTON (Del.)</b>	<b>12/29</b>	<b>Hofstra, 77-56</b>	<b>8-3-1</b>	<b>10-5-3</b>	<b>14-16-2</b>	<b>DNP</b>	<b>13-3-4</b>	<b>8-3-1</b>	<b>0-2-0</b>
<b>WILLIAM &amp; MARY*</b>	<b>1/4</b>	<b>William &amp; Mary, 60-55</b>	<b>DNP</b>	<b>DNP</b>	<b>8-5-5</b>	<b>DNP</b>	<b>17-3-3</b>	<b>17-3-0</b>	<b>0-0-0</b>
<b>ELON*</b>	<b>1/6</b>	<b>Elon, 77-64</b>	<b>4-3-0</b>	<b>4-1-1</b>	<b>5-6-2</b>	<b>DNP</b>	<b>15-3-1</b>	<b>3-4-0</b>	<b>0-1-0</b>
at James Madison*	1/11	James Madison, 77-54	2-2-0	0-2-0	DNP	DNP	22-1-3	2-0-0	6-1-0
at Towson*	1/13	Towson, 92-68	6-4-0	4-0-1	DNP	DNP	19-1-3	6-7-3	3-4-1
<b>DELAWARE*</b>	<b>1/18</b>	<b>Delaware, 78-59</b>	<b>1-1-0</b>	<b>2-0-1</b>	<b>DNP</b>	<b>DNP</b>	<b>11-5-5</b>	<b>6-5-2</b>	<b>3-3-1</b>
<b>DREXEL*</b>	<b>1/20</b>	<b>Drexel, 61-49</b>	<b>DNP</b>	<b>0-0-1</b>	<b>DNP</b>	<b>DNP</b>	<b>8-8-5</b>	<b>4-5-1</b>	<b>7-2-0</b>
<b>NORTHEASTERN*</b>	<b>1/27</b>	<b>Hofstra, 78-61</b>	<b>DNP</b>	<b>0-0-0</b>	<b>DNP</b>	<b>DNP</b>	<b>34-6-3</b>	<b>12-11-1</b>	<b>0-2-3</b>
at UNCW*	2/1	UNCW, 89-54	3-5-1	5-1-1	DNP	DNP	3-2-4	9-5-0	10-5-1
at Charleston*	2/3	Charleston, 70-62	2-0-0	2-1-0	DNP	DNP	31-4-6	12-2-0	2-5-3
<b>TOWSON*</b>	<b>2/8</b>	<b>Towson, 68-56</b>	<b>2-4-0</b>	<b>4-6-2</b>	<b>9-2-1</b>	<b>DNP</b>	<b>11-4-9</b>	<b>8-3-2</b>	<b>15-3-0</b>
<b>JAMES MADISON*</b>	<b>2/10</b>	<b>James Madison, 59-44</b>	<b>0-0-0</b>	<b>2-2-1</b>	<b>14-6-1</b>	<b>DNP</b>	<b>17-4-2</b>	<b>7-8-0</b>	<b>3-4-2</b>
at Drexel*	2/15	Drexel, 62-39	DNP	DNP	4-3-1	DNP	4-4-4	3-5-0	13-2-0
at Delaware*	2/17	Delaware, 57-47	13-7-0	DNP	DNP	DNP	6-3-8	4-9-0	3-0-0
at Northeastern*	2/24	Hofstra, 63-62	0-1-0	DNP	8-5-2	DNP	20-5-5	4-7-0	6-0-3
<b>CHARLESTON*</b>	<b>3/1</b>	<b>Hofstra, 68-49</b>	<b>DNP</b>	<b>DNP</b>	<b>7-4-0</b>	<b>DNP</b>	<b>19-6-7</b>	<b>4-5-2</b>	<b>4-2-1</b>
<b>UNC WILMINGTON*</b>	<b>3/3</b>								
at Elon*	3/7								
at William & Mary*	3/9								
<b>TOTAL</b>									



# GAME 28: HOFSTRA vs. UNCW (SENIOR DAY)

## OPPONENT GAME-BY-GAME STATISTICS

DATE	OPPONENT	FG-FGA	PCT.	3P-3PA	PCT.	FT-FTA	PCT.	OR-DR-RB	A	TO	B	S	PTS
11/6	IONA HOFSTRA	19-52	.365	2-18	.111	9-16	.563	10-15-25	9	17	0	4	49
11/9	COLUMBIA HOFSTRA	21-50	.420	4-15	.267	19-31	.613	7-34-41	13	16	6	3	65
11/13	Hofstra at Stony Brook	33-65	.508	9-25	.360	2-6	.333	16-33-49	16	16	6	3	77
11/17	Hofstra at St. Bonaventure	23-49	.469	4-15	.267	9-14	.643	4-30-34	10	23	0	4	59
11/23	Wright State vs. Hofstra	40-78	.513	7-19	.368	6-10	.600	16-29-45	13	11	3	8	93
11/24	Hofstra vs. Marist	29-56	.518	7-18	.389	6-9	.667	12-22-34	17	14	1	5	71
11/25	Stetson vs. Hofstra	21-47	.447	3-12	.250	5-8	.625	7-2-32	10	20	8	5	50
11/29	SACRED HEART HOFSTRA	24-54	.444	5-19	.263	17-21	.810	4-20-24	13	12	3	8	70
12/5	Hofstra at Holy Cross	28-68	.412	3-17	.176	13-16	.813	19-37-56	14	19	3	10	72
12/9	Hofstra at UMBC	16-51	.314	5-17	.294	5-6	.833	7-30-37	8	19	2	5	42
12/21	Hofstra at Siena	17-57	.298	4-22	.182	12-21	.571	15-23-38	9	17	6	5	50
12/29	WILMINGTON (DEL.) HOFSTRA	16-57	.281	2-15	.133	22-28	.786	6-22-28	6	17	0	9	56
1/4	WILLIAM & MARY* HOFSTRA	19-44	.432	6-14	.429	16-19	.842	4-20-24	12	17	2	7	60
1/6	ELON* HOFSTRA	26-51	.510	6-15	.400	19-28	.679	8-23-31	16	17	2	9	77
1/11	Hofstra at James Madison*	27-59	.458	7-17	.412	16-22	.727	16-28-44	14	18	8	8	77
1/13	Hofstra at Towson*	34-69	.493	8-15	.533	16-22	.727	19-25-44	14	16	8	14	92
1/18	DELAWARE* HOFSTRA	30-62	.484	3-9	.333	15-20	.750	17-24-41	18	13	2	9	78
1/20	DREXEL* HOFSTRA	23-54	.426	7-17	.412	8-10	.800	7-24-31	16	8	2	6	61
1/27	NORTHEASTERN* HOFSTRA	26-65	.400	6-23	.261	3-9	.333	16-19-35	13	20	2	10	61
2/1	Hofstra at UNCW*	33-60	.550	7-19	.368	16-19	.842	7-35-42	15	15	2	12	89
2/3	Hofstra at Charleston*	22-54	.407	4-12	.333	22-29	.759	13-31-44	11	18	3	5	70
2/8	TOWSON* HOFSTRA	27-53	.509	1-8	.125	13-26	.500	15-23-38	6	20	4	10	68
2/10	JAMES MADISON* HOFSTRA	24-64	.375	6-21	.286	5-12	.417	14-29-43	12	10	3	10	59
2/15	Hofstra at Drexel*	25-56	.446	2-10	.200	10-12	.833	8-23-31	21	9	1	11	62
2/17	Hofstra at Delaware*	20-73	.274	4-17	.235	13-15	.867	28-32-30	8	11	2	9	57
2/24	Hofstra at Northeastern*	19-54	.352	4-13	.308	20-27	.741	16-21-37	12	23	2	11	62
3/1	CHARLESTON* HOFSTRA	19-55	.345	5-18	.278	6-12	.500	12-20-32	8	18	3	7	49
3/3	UNCW* HOFSTRA												
3/7	Hofstra at Elon*												
3/9	Hofstra at William & Mary*												

# GAME 28: HOFSTRA vs. UNCW (SENIOR DAY)

## Hofstra vs. Iona Nov. 6, 2018 - Mack Sports Complex

## Game 1

### Iona 49 • 0-1

#	Player	Total		3-Ptr		Rebounds			PF	TP	A TO Blk Stl				Min
		FG-FGA	FG-FGA	FT-FTA	Off Def Tot										
11	Paula Weekes	f	1-2	0-1	0-0	0	1	1	0	2	1	1	0	0	6
33	Tori Lesko	f	6-13	0-1	2-4	2	1	3	5	14	2	5	0	1	33
44	Jodi-Marie Ramil	f	1-2	0-0	0-1	2	4	6	1	2	0	4	0	0	31
03	Monica Barefield	g	2-11	0-3	3-5	0	0	0	4	7	2	0	0	0	34
14	Morgan Rachu	g	6-14	2-8	2-2	1	5	6	1	16	2	2	2	0	40
25	Shyan Mwai		3-9	0-4	2-4	0	0	0	3	8	2	1	0	1	29
01	Gabrielle Joseph		0-0	0-0	0-0	1	1	2	1	0	0	2	0	0	8
24	Shayla Middlebrooks		0-1	0-1	0-0	3	3	6	4	0	0	2	0	1	19
Team						1	0	1							
Totals			19-52	2-18	9-16	10	15	25	19	49	9	17	0	4	200

1st - FG %: 5-13 38.5% 2nd: 3-12 25.0% 3rd: 4-14 28.6% 4th: 7-13 53.8% Game: 19-52 36.5% Deadball  
3FG %: 2-4 50.0% 0-4 0.0% 0-5 0.0% 2-18 11.1% Rebounds  
FT %: 0-3 0.0% 1-2 50.0% 5-7 71.4% 9-16 56.3% 6,1

### Hofstra 74 • 1-0

#	Player	Total		3-Ptr		Rebounds			PF	TP	A TO Blk Stl				Min
		FG-FGA	FG-FGA	FT-FTA	Off Def Tot										
11	Jaylen Hines	f	5-6	0-0	0-0	1	5	6	3	10	2	1	0	0	23
53	Marianne Kalin	f	7-9	0-0	0-1	2	3	5	3	14	1	2	0	3	23
01	E'Lexus Davis	g	1-6	1-3	0-0	1	1	2	5	3	6	1	0	1	17
24	Sica Cuzic	g	3-3	0-0	4-5	1	1	2	4	10	1	2	0	1	19
34	Boogie Brozowski	g	7-15	2-4	2-2	1	4	5	2	18	8	5	0	1	37
02	JaKayla Brown		5-5	1-1	0-0	2	1	3	2	11	1	1	0	0	19
04	Shawn Mills		1-1	0-0	1-5	0	1	1	0	3	0	0	0	0	5
05	Petja Krupenko		0-1	0-1	0-0	0	1	1	1	0	0	2	0	0	9
10	Ana Hernandez Gil		0-2	0-2	0-0	0	0	0	0	0	1	2	1	1	14
21	Mikiyah Croskey		0-2	0-0	2-2	2	0	2	3	2	0	2	0	1	11
23	Vanerlie Valcourt		0-1	0-0	0-0	1	0	1	0	0	0	0	0	0	1
54	Sandra Karsten		1-2	0-0	1-2	0	4	4	0	3	1	2	0	1	21
Team						0	0	0							
Totals			30-53	4-11	10-17	11	21	32	23	74	21	20	1	9	199

1st - FG %: 9-15 60.0% 2nd: 6-13 46.2% 3rd: 9-16 56.3% 4th: 6-9 66.7% Game: 30-53 56.6% Deadball  
3FG %: 1-3 33.3% 2-5 40.0% 0-1 0.0% 1-2 50.0% 4-11 36.4% Rebounds  
FT %: 4-5 80.0% 3-4 75.0% 2-5 40.0% 1-3 33.3% 10-17 58.8% 3,3

Officials:  
Technical fouls: Iona-None. Hofstra-None.  
Attendance: 406  
2018-19 Women's Basketball. Round: 0. Hofstra vs Iona. Played at .

Score by periods	1st	2nd	3rd	4th	Total
Iona	12	9	9	19	49
Hofstra	23	17	20	14	74

## Hofstra at Stony Brook Nov. 13, 2018 - Island Federal Credit Union Arena

## Game 3

### Hofstra 49 • 1-2

#	Player	Total		3-Ptr		Rebounds			PF	TP	A TO Blk Stl				Min
		FG-FGA	FG-FGA	FT-FTA	Off Def Tot										
11	Jaylen Hines	f	1-3	0-0	0-0	1	4	5	3	2	0	0	1	0	14
53	Marianne Kalin	f	3-7	0-0	0-0	3	3	6	0	6	1	0	1	0	28
02	JaKayla Brown	g	1-5	0-1	1-2	1	0	1	2	3	0	2	0	0	14
24	Sica Cuzic	g	0-3	0-2	0-0	1	4	5	0	0	1	1	0	1	25
34	Boogie Brozowski	g	3-15	1-4	4-4	1	2	3	1	11	5	2	0	2	34
05	Petja Krupenko		1-1	1-1	0-0	0	1	1	3	3	2	2	0	0	14
10	Ana Hernandez Gil		4-16	2-10	0-0	2	1	3	0	10	2	0	0	0	26
21	Mikiyah Croskey		1-5	0-0	0-0	3	2	5	0	2	0	1	0	0	8
23	Vanerlie Valcourt		2-7	0-0	3-3	3	0	3	0	7	1	3	0	2	10
54	Sandra Karsten		2-4	0-1	1-2	0	2	2	2	5	0	1	0	0	27
Team						1	0	1							
Totals			18-66	4-19	9-11	16	19	35	11	49	12	13	2	5	200

1st - FG %: 5-14 35.7% 2nd: 5-18 27.8% 3rd: 3-15 20.0% 4th: 5-19 26.3% Game: 18-66 27.3% Deadball  
3FG %: 1-5 20.0% 2-6 33.3% 0-3 0.0% 1-5 20.0% 4-19 21.1% Rebounds  
FT %: 0-0 0.0% 1-2 50.0% 8-9 88.9% 9-11 81.8% 1

### Stony Brook 77 • 1-1

#	Player	Total		3-Ptr		Rebounds			PF	TP	A TO Blk Stl				Min
		FG-FGA	FG-FGA	FT-FTA	Off Def Tot										
03	GOUCHIE-PROVENCHE	f	1-4	0-2	0-0	3	1	4	1	2	0	0	3	1	19
33	PAGAN, India	g	5-7	0-0	0-2	2	5	7	2	10	2	1	0	0	18
11	MATTHEWS, Jerell	g	7-14	4-9	2-2	1	5	6	1	20	4	5	1	1	30
15	JOHNSON, Shania	g	6-15	2-8	0-1	2	3	5	1	14	10	3	0	0	34
24	ZEISE, Hailey	g	1-2	0-1	0-1	3	5	8	2	2	3	0	0	0	29
01	FURR, Courtney		0-0	0-0	0-0	0	0	0	0	0	0	0	0	0	3
04	WARREN, Anastasia		7-8	2-3	0-0	1	2	3	4	16	0	2	1	0	22
05	COX, Jonae		3-9	1-2	0-0	0	2	2	0	7	0	1	0	1	16
12	SMITH, Kina		2-3	0-0	0-0	0	4	4	2	4	1	1	0	0	9
22	BUSHEE, McKenzie		1-2	0-0	0-0	2	2	4	0	2	0	0	1	0	12
23	MILLER, LaNiya		0-0	0-0	0-0	0	1	1	1	0	0	0	0	0	3
30	DIXON, Kyra		0-1	0-0	0-0	2	1	3	1	0	0	2	0	0	5
Team						0	2	2							
Totals			33-65	9-25	2-6	16	33	49	15	77	20	16	6	3	200

1st - FG %: 12-24 50.0% 2nd: 6-15 40.0% 3rd: 8-12 66.7% 4th: 7-14 50.0% Game: 33-65 50.8% Deadball  
3FG %: 3-10 30.0% 1-5 20.0% 3-5 60.0% 2-5 40.0% 9-25 36.0% Rebounds  
FT %: 2-4 50.0% 0-0 0.0% 0-2 0.0% 0-0 0.0% 2-6 33.3% 1

Officials:  
Technical fouls: Hofstra-None. Stony Brook-None.  
Attendance: 397

Score by periods	1st	2nd	3rd	4th	Total
Hofstra	11	12	7	19	49
Stony Brook	29	13	19	16	77

## Hofstra vs. Columbia Nov. 9, 2018 - Mack Sports Complex

## Game 2

### Columbia 65 • 1-0

#	Player	Total		3-Ptr		Rebounds			PF	TP	A TO Blk Stl				Min
		FG-FGA	FG-FGA	FT-FTA	Off Def Tot										
20	Sienna Durr	f	4-8	0-1	7-10	2	3	5	4	15	2	0	0	1	27
00	Imani Whittington	g	2-7	0-1	2-2	0	3	3	4	6	1	4	1	0	27
01	Janiya Clemmons	g	6-12	0-3	1-2	1	8	9	2	13	4	3	0	0	36
13	Mikayla Markham	g	2-5	0-1	4-6	0	6	6	1	8	6	1	0	1	38
25	Stephanie Flynn	g	0-2	0-2	0-0	1	4	5	0	0	0	2	0	0	17
02	Madison Hardy		3-7	2-4	3-6	0	2	2	3	11	0	0	0	1	19
05	Riley Casey		1-2	1-1	2-3	0	0	0	3	5	0	1	0	0	7
11	Sydney Brown		0-2	0-0	0-0	0	2	2	1	0	0	2	0	0	3
22	Maya Sampleton		0-0	0-0	0-0	0	1	1	1	0	0	1	0	0	1
32	Lilian Kennedy		1-2	0-0	0-2	0	2	2	2	2	0	1	4	0	13
23	Madison Pack		2-3	1-2	0-0	1	3	4	3	5	0	1	1	0	9
33	Abby Lee		0-0	0-0	0-0	2	0	2	0	0	0	0	0	0	5
Team						0	0	0							
Totals			21-50	4-15	19-31	7	34	41	24	65	13	16	6	3	202

1st - FG %: 6-15 40.0% 2nd: 8-14 57.1% 3rd: 3-12 25.0% 4th: 4-9 44.4% Game: 21-50 42.0% Deadball  
3FG %: 1-3 33.3% 3-6 50.0% 0-3 0.0% 0-3 0.0% 4-15 26.7% Rebounds  
FT %: 1-4 25.0% 3-4 75.0% 6-11 54.5% 9-12 75.0% 19-31 61.3% 7,3

### Hofstra 63 • 1-1

#	Player		Total		3-Ptr		Rebounds			PF	TP	A TO Blk Stl				Min
			FG-FGA	FG-FGA	FT-FTA	Off	Def	Tot								
11	Jaylen Hines	f	4-4	0-0	1-2	4	2	6	4	9	1	0	0	0	18	
53	Marianne Kalin	f	3-8	0-0	1-4	4	4	8	4	7	0	0	0	1	29	
01	E'Lexus Davis	g	0-1	0-0	0-0	0	1	1	1	0	0	2	0	0	6	
24	Sica Cuzic	g	6-16	2-6	4-6	4	10	14	4	18	3	3	0	2	39	
34	Boogie Brozowski	g	4-15	1-3	2-2	0	2	2	3	11	3	0	0	1	33	
02	JaKayla Brown		1-9	0-3	0-0	2	2	4	3	2	0	1	0	2	27	
04	Shawn Mills		0-0	0-0	2-2	0	1	1	0	2	0	1	0	0	5	
05	Petja Krupenko		3-7	3-7	0-2	1	1	2	4	9	5	1	0	0	23	
01	Ana Hernandez Gil		1-7	1-7	0-0	0	0	0	1	3	0	0	0	0	7	
54	Sandra Karsten		0-3	0-2	2-2	0	2	2	1	2	1	0	0	0	13	
	Team					0	0	0				1				
Totals			22-70	7-28	12-20	15	25	40	25	63	13	9	0	6	200	

# GAME 28: HOFSTRA vs. UNCW (SENIOR DAY)

## Hofstra vs. Wright State Game 5 Nov. 23, 2018 - Nashville Municipal Auditorium

### Wright State 93 • 2-3

##	Player	Total		3-Ptr		Rebounds			PF	TP	A	TO	Blk	Stl	Min
		FG-FGA	FG-FGA	FT-FTA	FT-FTA	Off	Def	Tot							
33	Tyler Frierson	c	2-6	0-0	0-0	5	3	8	1	4	0	1	1	0	15
03	Emily Vogelophl	g	2-8	0-2	0-0	3	4	7	2	4	2	0	0	3	24
12	Mackenzie Taylor	g	9-13	5-7	1-3	0	0	0	2	24	0	0	0	1	31
23	Symone Simmons	g	4-8	0-1	1-2	1	5	6	2	9	4	0	1	1	31
24	Michal Miller	g	8-17	2-4	2-2	0	4	4	2	20	3	3	0	1	19
05	Anisja Harris		1-5	0-3	0-0	0	1	1	0	2	0	1	0	1	14
11	Jalisse Beck		4-6	0-1	2-3	1	2	3	0	10	1	3	0	0	18
15	Angel Baker		4-7	0-0	0-0	0	1	1	4	8	3	1	0	1	23
22	Teneshia Dixon		1-2	0-0	0-0	1	4	5	4	2	0	1	1	0	6
45	Imani Partlow		5-6	0-1	0-0	4	4	8	3	10	0	1	0	0	19
Team						1	1	2							
Totals			40-78	7-19	6-10	16	29	45	20	93	13	11	3	8	200
1st - FG %:		10-22	45.5%	2nd: 10-21	47.6%	3rd: 9-20	45.0%	4th: 11-15	73.3%	Game: 40-78	51.3%	Deadball			
3FG %:		3-9	33.3%	3-5	60.0%	0-3	0.0%	1-2	50.0%	7-19	36.8%	Rebounds			
FT %:		1-1	100.0%	1-3	33.3%	2-4	50.0%	2-2	100.0%	6-10	60.0%	2,1			

### HOFSTRA 64 • 2-3

##	Player	Total		3-Ptr		Rebounds			PF	TP	A	TO	Blk	Stl	Min
		FG-FGA	FG-FGA	FT-FTA	FT-FTA	Off	Def	Tot							
53	Kalin, Marianne	f	3-5	0-0	2-2	0	2	2	3	8	3	1	0	0	29
01	Davis, E'Lexus	g	1-2	0-0	0-0	1	0	1	2	2	1	1	0	0	12
10	Hernandez Gil, Ana	g	3-9	2-7	4-4	0	3	3	3	12	0	0	0	0	32
24	Cuzic, Sica	g	10-20	1-6	3-6	2	7	9	1	24	2	6	1	2	36
34	Brozowski, Boogie	g	4-11	1-4	7-8	0	5	5	2	16	2	5	0	1	39
00	Reynolds, Caria		0-1	0-0	0-0	0	0	0	0	0	1	0	0	0	2
02	Brown, JaKayla		0-2	0-0	0-0	0	1	1	1	0	1	0	0	0	7
04	Mills, Shawn		0-0	0-0	0-0	0	0	0	0	0	0	1	0	0	2
05	Krupenko, Petja		0-0	0-0	0-0	0	0	0	1	0	0	0	0	0	8
21	Croskey, Mikiyah		0-0	0-0	0-0	0	3	3	0	0	1	2	0	0	9
23	Valcourt, Vanerlie		0-0	0-0	0-0	1	0	1	0	0	0	0	0	0	2
54	Karsten, Sandra		0-4	0-1	2-2	0	1	1	0	2	1	1	0	0	22
Team						1	2	3							
Totals			21-54	4-18	18-22	5	24	29	16	64	10	17	3	3	200
1st - FG %:		7-14	50.0%	2nd: 3-10	30.0%	3rd: 8-15	53.3%	4th: 3-15	20.0%	Game: 21-54	38.9%	Deadball			
3FG %:		3-5	60.0%	0-4	0.0%	1-5	20.0%	0-4	0.0%	4-18	22.2%	Rebounds			
FT %:		0-0	0.0%	7-8	87.5%	8-8	100.0%	3-6	50.0%	18-22	81.8%	2			

Officials: Marcus Smith, Neonta Williams, Trey Miles

Technical fouls: Wright State-None. HOFSTRA-None.

Attendance:

Score by periods	1st	2nd	3rd	4th	Total
Wright State	24	24	20	25	93
HOFSTRA	17	13	25	9	64

Last FG - WSUWBB19 4th-00:51, HOFSTRA 4th-00:39.  
Largest lead - WSUWBB19 by 31 4th-00:51, HOFSTRA None.  
WSUWBB19 led for 38:47. HOFSTRA led for 00:00. Game was tied for 00:49.

Score tied - 0 times.  
Lead changed - 0 times.

## Hofstra vs. Stetson Game 7 Nov. 25, 2018 - Nashville Municipal Auditorium

### Stetson 50 • 0-5

##	Player	Total		3-Ptr		Rebounds			PF	TP	A	TO	Blk	Stl	Min
		FG-FGA	FG-FGA	FT-FTA	FT-FTA	Off	Def	Tot							
01	SAGERER, Sarah	f	9-19	2-4	1-3	3	12	15	3	21	3	7	6	0	37
23	VINCENT, Megan	f	2-4	0-1	0-0	1	2	3	4		1	1	2	0	20
02	BEACH, McKenna	g	5-10	0-2	1-1	1	2	3	0	11	2	2	0	1	35
14	HENRY, Jon'Nita	g	1-2	0-0	0-0	0	3	3	5	2	1	2	0	0	24
21	DAVIS, Mackenzie	g	1-4	0-1	0-0	0	0	0	3	2	1	3	0	3	35
03	FIZOUATY, Bianca		1-4	1-3	1-2	0	1	1	2	4	0	1	0	1	9
11	WALTERS, Addi		2-3	0-1	2-2	0	1	1	1	6	0	1	0	0	18
35	LENTZ, Kendall		0-1	0-0	0-0	2	3	5	0	0	2	1	0	0	22
Team						0	1	1							
Totals			21-47	3-12	5-8	7	25	32	17	50	10	20	8	5	200
1st - FG %:		7-13	53.8%	2nd: 4-15	26.7%	3rd: 4-10	40.0%	4th: 6-9	66.7%	Game: 21-47	44.7%	Deadball			
3FG %:		0-1	0.0%	1-6	16.7%	1-2	50.0%	1-3	33.3%	3-12	25.0%	Rebounds			
FT %:		0-0	0.0%	0-1	0.0%	1-2	50.0%	4-5	80.0%	5-8	62.5%	1			

### HOFSTRA 53 • 3-4

##	Player	Total		3-Ptr		Rebounds			PF	TP	A	TO	Blk	Stl	Min
		FG-FGA	FG-FGA	FT-FTA	FT-FTA	Off	Def	Tot							
11	Hines, Jaylen	f	0-4	0-0	0-0	2	4	6	4	0	1	1	0	0	32
53	Kalin, Marianne	f	2-4	0-0	1-2	3	1	4	5	5	1	3	1	1	22
10	Hernandez Gil, Ana	g	3-13	3-9	2-2	2	1	3	1	11	3	1	0	2	36
24	Cuzic, Sica	g	1-8	0-3	2-4	0	5	5	2	4	1	3	0	0	33
34	Brozowski, Boogie	g	6-14	4-7	6-6	0	6	6	0	22	6	0	0	1	40
01	Davis, E'Lexus		1-1	0-0	0-0	0	0	0	1	2	0	3	0	0	8
02	Brown, JaKayla		3-7	0-1	2-3	3	1	4	1	8	0	1	0	1	21
05	Krupenko, Petja		0-0	0-0	1-2	0	0	0	0	1	0	0	0	0	4
54	Karsten, Sandra		0-0	0-0	0-0	0	0	0	0	0	1	1	0	0	4
Team						2	3	5							
Totals			16-51	7-20	14-19	12	21	33	14	53	13	14	1	5	200
1st - FG %:		6-16	37.5%	2nd: 5-13	38.5%	3rd: 3-14	21.4%	4th: 2-8	25.0%	Game: 16-51	31.4%	Deadball			
3FG %:		3-9	33.3%	1-6	16.7%	1-2	50.0%	1-3	33.3%	7-20	35.0%	Rebounds			
FT %:		0-0	0.0%	6-7	85.7%	1-2	50.0%	7-10	70.0%	14-19	73.7%	3			

Officials: Marcus Smith, D'lynn Schertz, Marla Gearhart

Technical fouls: Stetson-None. HOFSTRA-None.

Attendance:

Score by periods	1st	2nd	3rd	4th	Total
Stetson	14	9	10	17	50
HOFSTRA	15	19	7	12	53

Last FG - STETSON 4th-00:12, HOFSTRA 4th-01:09.  
Largest lead - STETSON by 4 1st-04:57, HOFSTRA by 12 2nd-01:40.  
STETSON led for 03:31. HOFSTRA led for 31:21. Game was tied for 05:08.

Score tied - 4 times.  
Lead changed - 4 times.

## Hofstra vs. Marist Game 6 Nov. 24, 2018 - Mashville Municipal Auditorium

### HOFSTRA 57 • 2-4

#	Player		Total		3-Ptr		Rebounds			PF	TP	A	TO	Blk	Stl	Min
			FG-FGA	FG-FGA	FT-FTA	Off	Def	Tot								
53	Kalin, Marianne	f	3-5	0-0	4-6	1	2	3	2	10	2	2	1	1	22	
10	Hernandez Gil, Ana	g	6-15	4-11	0-0	0	2	2	2	16	1	0	0	1	30	
24	Cuzic, Sica	g	2-8	1-3	0-0	0	3	3	6	2	5	2	0	0	30	
34	Brozowski, Boogie	g	5-16	1-5	0-0	0	3	3	3	11	3	2	0	1	38	
54	Karsten, Sandra	g	1-4	0-1	0-0	0	0	0	0	1	2	0	1	0	15	
01	Davis, E'Lexus		2-3	0-1	0-0	0	1	1	0	4	1	1	0	2	17	
02	Brown, JaKayla		1-1	0-0	1-2	0	1	1	2	3	1	3	0	0	17	
05	Krupenko, Petja		0-0	0-0	0-0	0	0	0	1	0	0	0	0	0	7	
11	Hines, Jaylen		2-2	0-0	2-2	3	2	5	2	6	1	3	0	0	24	
Team						3	2	5								
Totals				22-54	6-21	7-10	10	16	26	15	57	11	12	1	5	200
1st - FG %:			5-15	33.3%	2nd: 5-12	41.7%	3rd: 6-15	40.0%	4th: 6-12	50.0%	Game: 22-54	40.7%	Deadball			
3FG %:			2-7	28.6%	2-5	40.0%	1-5	20.0%	1-4	25.0%	6-21	28.6%	Rebounds			
FT %:			1-2	50.0%	2-2	100.0%	0-0	0.0%	4-6	66.7%	7-10	70.0%	3			



# GAME 28: HOFSTRA vs. UNCW (SENIOR DAY)

## Hofstra at Holy Cross Dec. 5, 2018 - Hart Center

## Game 9

### Hofstra 66 • 3-6

#	Player		Total		3-Ptr		Rebounds			PF	TP					Min
			FG-FGA	FT-FTA	FG-FGA	FT-FTA	Off	Def	Tot			A	TO	Blk	Stl	
01	Davis,E'Lexus	*	2-4	0-0	0-3	0	1	1	4	4	4	2	0	2	37	
10	Hernandez Gil,Ana	*	8-19	8-18	0-1	0	3	3	2	24	0	1	0	2	43	
24	Cuzic,Sica	*	5-14	1-4	0-0	3	2	5	3	11	4	1	0	4	43	
34	Brozowski,Boogie	*	9-23	2-8	2-3	1	6	7	3	22	2	9	0	3	35	
53	Kalin,Marianne	*	1-3	0-0	1-2	1	0	1	4	3	1	0	0	0	17	
02	Brown,JaKayla		0-0	0-0	0-0	0	0	0	0	0	0	0	0	0	5	
11	Hines,Jaylen		0-2	0-0	0-0	0	2	2	3	0	1	0	0	1	16	
21	Croskey,Mikayah		1-2	0-0	0-2	2	2	4	2	2	0	1	2	0	22	
54	Karsten,Sandra		0-0	0-0	0-0	0	0	0	0	0	1	0	0	0	7	
Team						3	6	9								
Totals			26-67	11-30	3-11	10	22	32	21	66	13	14	2	12	225	
1st - FG %:			7-17	41.2%	2nd: 6-13	46.2%	3rd: 6-13	46.2%	4th: 6-16	37.5%	Game: 26-67	38.8%	Deadball			
3FG %:			2-7	42.9%	2-6	33.3%	2-7	28.6%	4-7	57.1%	11-30	36.7%	Rebounds			
FT %:			0-1	0.0%	0-0	0.0%	1-3	33.3%	0-3	0.0%	3-11	27.3%	2			

### Holy Cross 72 • 6-2

#	Player		Total		3-Ptr		Rebounds			PF	TP					Min
			FG-FGA	FT-FTA	FG-FGA	FT-FTA	Off	Def	Tot			A	TO	Blk	Stl	
03	LaBarbera,Avery	*	4-11	2-5	3-4	5	8	13	1	13	2	5	0	3	35	
10	Swords,Megan	*	8-15	0-0	3-4	4	7	11	2	19	2	2	1	3	38	
12	Smith,Madalyn	*	2-11	0-6	3-3	0	2	2	2	7	5	5	0	2	38	
14	Pedi,Kathryn	*	1-3	1-2	2-2	0	2	2	0	5	2	1	0	0	29	
25	Manis,Lauren	*	12-25	0-4	2-2	4	14	18	2	26	1	0	2	1	39	
02	Ezemma,Oluochi		1-3	0-0	0-1	1	3	4	0	2	0	1	0	1	9	
22	Morris,Nicole		0-0	0-0	0-0	2	1	3	4	0	2	2	0	0	36	
23	Locke,Maggie		0-0	0-0	0-0	0	0	0	0	0	0	0	0	0	1	
Team						3	0	3								
Totals			28-68	3-17	13-16	19	37	56	11	72	14	19	3	10	225	
1st - FG %:			9-18	50.0%	2nd: 4-15	26.7%	3rd: 8-18	44.4%	4th: 4-11	36.4%	Game: 28-68		41.2%	Deadball		
3FG %:			2-6	33.3%	0-3	0.0%	1-5	20.0%	0-2	0.0%	3-17		17.6%	Rebounds		
FT %:			4-4	100.0%	2-3	66.7%	2-3	66.7%	1-2	50.0%	13-16		81.3%	2		

Officials: Michael Henderson, Roger Saraiwa, Joshua Hersz  
Technical fouls: Hofstra-None. Holy Cross-None.  
Attendance: 693

Score by periods	1st	2nd	3rd	4th	OT	Total		
Hofstra	17	14	15	16	4	66	Points	In
Holy Cross	24	10	19	9	10	72	HOFSTR	Paint
							HC	T/O
								Chance
								Break
								Bench

Last FG - HOFSTRA OT-04:39, HC OT-01:50.  
Largest lead - HOFSTRA by 3 OT-03:52, HC by 10 4th-05:12.  
HOFSTRA led for 02:21. HC led for 01:38. Game was tied for 01:01.

Score tied - 1 time.  
Lead changed - 2 times.

## Hofstra at Siena Dec. 21, 2018 - Alumni Recreation Center

## Game 11

### Hofstra 57 • 5-6

#	Player		Total		3-Ptr		Rebounds			PF	TP	A			TO	Blk	Stl	Min
			FG-FGA	FT-FTA	FG-FGA	FT-FTA	Off	Def	Tot			Off	Def	Tot				
53	Kalin,Marianne	f	2-6	0-0	1-2	2	3	5	3	5	2	3	0	0	14			
01	Davis,E'Lexus	g	1-1	0-0	1-2	0	1	1	5	3	0	3	0	0	24			
10	Hernandez Gil,Ana	g	3-8	2-5	3-4	0	5	5	2	11	6	2	2	2	40-			
24	Cuzic,Sica	g	2-9	0-1	2-3	2	6	8	2	6	0	2	0	2	35			
34	Brozowski,Boogie	g	8-14	2-5	2-4	0	3	3	0	20	3	6	0	0	40			
02	Brown,JaKayla		0-0	0-0	0-0	0	0	0	0	0	0	0	0	0	1			
05	Krupenko,Petja		1-1	1-1	1-2	0	0	0	2	4	1	2	0	1	14			
11	Hines,Jaylen		0-2	0-0	0-0	0	7	7	4	0	2	1	0	3	15			
21	Croskey,Mikayah		4-4	0-0	0-4	0	2	2	2	8	1	0	1	1	15			
54	Karsten,Sandra		0-0	0-0	0-0	0	0	0	0	0	0	0	0	0	2			
Team						0	0	0										
Totals			21-45	5-12	10-21	4	27	31	20	57	15	19	3	9	200			
1st - FG %:			8-16	50.0%	2nd: 3-9	33.3%	3rd: 5-12	41.7%	4th: 5-8	62.5%	Game: 21-45	46.7%	Deadball					
3FG %:			1-3	33.3%	1-4	25.0%	0-2	0.0%	5-12	41.7%	10-21	47.6%	Rebounds					
FT %:			0-0	0.0%	2-6	33.3%	2-5	40.0%	6-10	60.0%			8,1					

### Siena 50 • 4-7

#	Player		Total		3-Ptr		Rebounds			PF	TP					Min
			FG-FGA	FG-FGA	FT-FTA	Off	Def	Tot	A			To	Blk	Stl		
22	GEROSTERGIOU,Marile	f	2-5	0-0	0-0	2	1	3	0	4	1	1	0	0	24	
32	SIMS, Maddie	f	4-6	0-1	2-6	4	6	10	2	10	2	4	1	2	38	
14	GIBSON, Joella	g	2-10	1-4	1-2	3	4	7	2	6	1	5	0	1	31	
22	RAWLS, Deja	g	3-9	0-2	3-6	0	1	1	2	9	1	0	0	2	28	
42	PIPER, Sabrina	g	2-6	1-5	2-2	0	6	6	5	7	2	4	4	0	19	
01	JONES, Aaliyah		3-15	1-5	1-1	3	2	5	4	8	0	2	0	0	24	
02	ANTHONY, Amari		0-2	0-2	2-2	0	2	2	0	2	1	0	0	0	14	
13	STRAWN, Hanna		1-2	1-2	0-0	0	0	0	2	3	1	1	0	0	13	
20	PETERSON, Margo		0-2	0-1	1-2	2	0	2	1	1	0	0	0	0	5	
21	WATTS, Tobulayefa		0-0	0-0	0-0	0	0	0	0	0	0	0	1	0	4	
Team						1	1	2								
Totals			17-57	4-22	12-21	15	23	38	18	50	9	17	6	5	200	
1st - FG %:			2-14	14.3%	2nd: 3-12	25.0%	3rd: 5-13	38.5%	4th: 7-18	38.9%	Game: 17-57	29.8%	Deadball			
3FG %:			2-7	28.6%	0-5	0.0%	0-4	0.0%	2-6	33.3%	4-22	18.2%	Rebounds			
FT %:			0-2	0.0%	5-10	50.0%	3-4	75.0%	4-5	80.0%	12-21	57.1%	6			

Officials: Warren Harding Jr., Kevin Farlow, Ashlee Goode  
Technical fouls: Hofstra-None. Siena-None.  
Attendance: 456

Score by periods	1st	2nd	3rd	4th	Total		
Hofstra	17	9	12	19	57	Points	In
Siena	6	11	13	20	50	HOFSTR	Paint
						SEW	T/O
							Chance
							Break
							Bench

Last FG - HOFSTRA 4th-01:26, SIEW 4th-01:57.  
Largest lead - HOFSTRA by 16 2nd-08:13, SIEW None.  
HOFSTRA led for 39:30. SIEW led for 00:00. Game was tied for 00:19.

Score tied - 0 times.  
Lead changed - 0 times.

## Hofstra at UMBC Dec. 9, 2018 - UMBC Event Center

## Game 10

### Hofstra 45 • 4-6

#	Player		Total		3-Ptr		Rebounds			PF	TP	A		Blk	Stl	Min
			FG-FGA	FT-FTA	FG-FGA	FT-FTA	Off	Def	Tot			To	Ass			
08	Kalin,Marianne	f	3-11	0-0	2-3	7	6	13	1	8	2	2	0	0	30	
01	Davis,E'Lexus	g	1-5	0-2	3-8	0	2	2	1	5	2	3	0	2	25	
10	Hernandez Gil,Ana	g	0-5	0-4	0-0	0	2	2	2	0	0	2	0	1	10	
24	Cuzic,Sica	g	2-4	1-1	0-0	1	0	1	2	5	1	2	0	0	14	
34	Brozowski,Boogie	g	3-15	1-6	3-4	0	4	4	2	10	1	1	0	1	24	
02	Brown,JaKayla		0-0	0-0	0-0	0	1	1	1	0	0	1	0	0	5	
04	Mills,Shawn		0-0	0-0	0-0	0	0	0	0	0	0	0	0	0	1	
05	Krupenko,Petja		2-3	1-2	0-0	0	0	0	0	5	0	0	0	1	8	
11	Hines,Jaylen		1-4	0-0	2-4	3	5	8	1	4	2	0	2	1	33	
21	Croskey,Mikiyah		0-0	0-0	0-0	0	1	1	2	0	0	0	0	0	5	
28	Vasolcourt,Vanellie		4-9	0-0	0-3	1	1	2	3	8	2	3	0	3	27	
54	Karsten,Sandra		0-1	0-0	0-0	0	1	1	1	0	1	1	0	0	18	
	Team					5	4	9				1				
Totals			16-57	3-15	10-22	17	27	44	16	45	11	16	2	9	200	
1st - FG %:			4-17	23.3%	2nd - 5-13	45.3%	3rd - 2-15	13.3%	4th - 5-14	35.7%	Game - 16-57		28.1%	Denzell		
3FG %:			1-4	25.0%	1-3	33.3%	0-5	0.0%	1-5	20.0%	10-22		20.0%	Rebounds		
FT %:			1-4	25.0%	1-3	33.3%	0-5	28.0%	7-10	70.0%	9-15		45.9%	6.1		

# GAME 28: HOFSTRA vs. UNCW (SENIOR DAY)

## Hofstra vs. William & Mary Jan. 4, 2019 - Mack Sports Complex

## Game 13

### William & Mary 60 • 8-4

#	Player	Total		3-Ptr		Rebounds			PF	TP	A TO Blk Stl					Min
		FG-FGA	FT-FTA	FG-FGA	FT-FTA	Off	Def	Tot			A	TO	Blk	Stl	Min	
25	Gabby Rogers	c	2-3	0-0	0-0	0	2	2	2	4	1	0	0	3	22	
02	Bianca Boggs	g	7-14	1-4	7-7	1	9	10	2	22	3	6	1	0	39	
05	Misha Jones	g	1-1	1-1	0-0	0	1	1	1	3	1	0	0	0	6	
10	Eva Hodgson	g	6-14	1-3	5-6	1	0	1	4	18	2	3	1	2	39	
11	Nyla Pollard	g	1-4	1-1	1-2	2	5	7	3	4	3	1	0	2	38	
12	Harper Birdsong		2-7	2-5	3-4	0	1	1	3	9	0	2	0	0	23	
15	Emma Krause		0-0	0-0	0-0	0	1	1	1	0	1	0	0	0	13	
21	Bailey Eichner		0-0	0-0	0-0	0	1	1	1	0	1	0	0	0	8	
30	Victoria Reynolds		0-1	0-0	0-0	0	0	0	2	0	0	4	0	0	12	
Team						0	0	0			1					
Totals			19-44	6-14	16-19	4	20	24	19	60	12	17	2	7	200	

1st - FG %: 7-14 50.0% 2nd: 6-12 50.0% 3rd: 4-9 44.4% 4th: 2-9 22.2% Game: 19-44 43.2% Deadball  
3FG %: 2-5 40.0% 4-7 57.1% 0-1 0.0% 6-14 42.9% Rebounds  
FT %: 5-5 100.0% 2-2 100.0% 0-0 0.0% 9-12 75.0% 16-19 84.2% 1,3

### Hofstra 55 • 6-7

#	Player	Total		3-Ptr		Rebounds			PF	TP	A TO Blk Stl					Min
		FG-FGA	FT-FTA	FG-FGA	FT-FTA	Off	Def	Tot			A	TO	Blk	Stl	Min	
53	Kalin, Marianne	f	8-12	0-0	1-2	0	3	3	5	17	0	3	3	0	31	
01	Davis, E'Lexus	g	3-7	1-1	1-4	3	5	8	5	8	3	2	0	0	33	
10	Hernandez Gil, Ana	g	1-6	1-5	1-3	0	4	4	1	4	0	3	0	2	30	
24	Cuzic, Sica	g	4-12	0-5	0-0	1	4	5	3	8	5	3	0	1	32	
34	Brozowski, Boogie	g	8-14	1-6	0-0	0	3	3	3	17	3	4	0	1	30	
02	Brown, Jakayla		0-1	0-0	0-2	1	0	1	2	0	1	0	0	0	6	
05	Krupenko, Petja		0-0	0-0	0-0	0	0	0	0	0	1	0	0	0	7	
11	Hines, Jaylen		0-1	0-0	1-2	2	4	6	3	1	2	0	2	2	27	
54	Karsten, Sandra		0-0	0-0	0-0	0	0	0	0	0	0	0	0	0	4	
Team						1	0	1			1					
Totals			24-53	3-17	4-13	8	23	31	22	55	14	18	3	6	200	

1st - FG %: 7-15 46.7% 2nd: 5-9 55.6% 3rd: 8-15 53.3% 4th: 4-14 28.6% Game: 24-53 45.3% Deadball  
3FG %: 0-3 0.0% 1-3 33.3% 1-5 20.0% 1-6 16.7% 3-17 17.6% Rebounds  
FT %: 1-3 33.3% 1-4 25.0% 1-2 50.0% 1-4 25.0% 4-13 30.8% 7

Officials: Geraldine Smith, Shawn Goode, Fatou Cissoko-Stephens  
Technical fouls: William & Mary-None. Hofstra-None.

Attendance: 323

2018-19 Women's Basketball. Round: 0. Hofstra vs William & Mary. Played at .

Score by periods	1st	2nd	3rd	4th	Total
William & Mary	21	18	8	13	60
Hofstra	15	12	18	10	55

	In	Off	2nd	Fast	Bench
Points	Paint	T/O	Chance	Break	
WAM	18	8	5	2	9
HOFSTR	36	13	5	2	1

Last FG - WAM 4th-02:30, HOFSTRA 4th-00:03.

Largest lead - WAM by 15 3rd-01:15, HOFSTRA by 4 1st-09:11.

WAM led for 28:06. HOFSTRA led for 08:23. Game was tied for 03:31.

Score tied - 4 times.  
Lead changed - 7 times.

## Hofstra vs. Elon Jan. 6, 2019 - Mack Sports Complex

## Game 14

### Elon 77 • 6-7, 1-1 CAA

#	Player	Total		3-Ptr		Rebounds			PF	TP	A TO Blk Stl					Min
		FG-FGA	FT-FTA	FG-FGA	FT-FTA	Off	Def	Tot			A	TO	Blk	Stl	Min	
03	Anna Popovic	f	1-3	0-0	1-2	0	1	1	1	3	0	0	0	1	12	
42	Emily Maupin	f	7-10	0-0	4-6	3	2	5	1	18	0	4	0	1	34	
01	Saadia Munford	g	4-11	1-3	6-9	1	5	6	5	15	4	2	0	2	24	
02	Kayla Liles	g	3-6	0-1	1-2	1	4	5	4	7	8	1	0	2	32	
22	Lexi Mercer	g	3-6	0-2	0-0	1	4	5	1	6	2	2	0	2	28	
00	Brie Perpignan		0-2	0-1	7-9	1	3	4	2	7	1	2	1	0	17	
13	Jaylin Powell		4-6	3-3	0-0	0	3	3	4	11	0	1	0	0	17	
21	Ariel Colon		0-2	0-2	0-0	0	1	1	1	0	1	4	0	1	16	
23	Ariana Nance		0-0	0-0	0-0	0	0	0	0	0	0	0	0	0	3	
30	Tyja Traore		2-2	0-0	0-0	1	0	1	2	4	0	1	1	0	5	
52	Micaela Ryan		2-3	2-3	0-0	0	0	0	0	6	0	0	0	0	12	
Team						0	0	0								
Totals			26-51	6-15	19-28	8	23	31	21	77	16	17	2	9	200	

1st - FG %: 7-15 46.7% 2nd: 8-14 57.1% 3rd: 7-14 50.0% 4th: 4-8 50.0% Game: 26-51 51.0% Deadball  
3FG %: 0-4 0.0% 3-4 75.0% 1-3 33.3% 2-4 50.0% 6-15 40.0% Rebounds  
FT %: 5-8 62.5% 3-5 60.0% 11-15 73.3% 19-28 67.9% 7

### Hofstra 64 • 6-8, 0-2 CAA

#	Player	Total		3-Ptr		Rebounds			PF	TP	A TO Blk Stl					Min
		FG-FGA	FT-FTA	FG-FGA	FT-FTA	Off	Def	Tot			A	TO	Blk	Stl	Min	
11	Hines, Jaylen	f	1-2	0-0	0-0	1	1	2	3	2	0	1	1	0	16	
53	Kalin, Marianne	f	1-4	0-0	1-3	2	2	4	4	3	0	2	0	0	20	
01	Davis, E'Lexus	g	5-8	1-2	2-2	1	4	5	3	13	2	5	0	5	30	
10	Hernandez Gil, Ana	g	4-16	4-14	2-2	1	1	2	0	14	1	1	0	1	28	
34	Brozowski, Boogie	g	6-14	1-2	2-3	0	3	3	3	15	1	3	0	0	33	
02	Brown, Jakayla		0-0	0-0	0-0	0	0	0	0	0	0	0	0	0	3	
05	Krupenko, Petja		1-1	0-0	2-2	1	1	2	4	4	0	2	0	0	7	
21	Croskey, Mikiyah		1-4	0-0	2-3	2	1	3	2	4	0	1	0	0	13	
23	Valcourt, Vanerlie		1-2	0-0	2-2	0	1	1	4	1	4	1	0	3	15	
24	Cuzic, Sica		2-5	1-3	0-0	2	4	6	4	5	2	5	0	0	26	
54	Karsten, Sandra		0-0	0-0	0-0	1	0	1	1	0	0	2	0	0	9	
Team						0	0	0			1					
Totals			22-56	7-21	13-17	11	18	29	25	64	7	24	2	8	200	

1st - FG %: 5-15 33.3% 2nd: 6-11 54.5% 3rd: 6-12 50.0% 4th: 5-18 27.8% Game: 22-56 39.3% Deadball  
3FG %: 2-5 40.0% 3-4 75.0% 1-4 25.0% 1-8 12.5% 7-21 33.3% Rebounds  
FT %: 1-2 50.0% 6-8 75.0% 5-6 83.3% 1-1 100.0% 13-17 76.5% 4,1

Officials: Carmen Portorreal, Timothy Bryant, Heather Browne

Technical fouls: Elon-None. Hofstra-None.

Attendance: 375

2018-19 Women's Basketball. Round: 0. Elon vs Hofstra. Played at .

Score by periods	1st	2nd	3rd	4th	Total
Elon	14	24	18	21	77
Hofstra	13	21	18	12	64

	In	Off	2nd	Fast	Bench
Points	Paint	T/O	Chance	Break	
ELON	30	23	7	5	28
HOFSTR	20	15	10	2	17

Last FG - ELON 4th-03:38, HOFSTRA 4th-00:37.

Largest lead - ELON by 15 3rd-06:11, HOFSTRA by 3 2nd-07:35.

ELON led for 30:42. HOFSTRA led for 06:13. Game was tied for 03:05.

Score tied - 6 times.  
Lead changed - 8 times.

## Hofstra at James Madison Jan. 11, 2019 - Convocation Center

## Game 15

### Hofstra 54 • 6-9, 0-3

#	Player	Total		3-Ptr		Rebounds			PF	TP	A TO Blk Stl					Min
		FG-FGA	FT-FTA	FG-FGA	FT-FTA	Off	Def	Tot			A	TO	Blk	Stl	Min	
11	Hines, Jaylen	f	3-5	0-0	0-0	4	6	10	3	6	1	3	1	1	31	
53	Kalin, Marianne	f	1-2	0-0	0-0	0	0	0	4	2	0	0	0	0	6	
01	Davis, E'Lexus	g	1-4	0-0	0-0	1	4	5	3	2	3	4	0	4	17	
02	Brown, Jakayla	g	3-7	1-1	0-1	0	1	1	2	7	1	0	0	0	37	
34	Brozowski, Boogie	g	8-21	3-7	3-5	0	1	1	1	22	3	5	0	0	34	
00	Reynolds, Caria		1-2	0-0	0-3	2	0	2	1	2	0	0	0	0	5	
05	Krupenko, Petja		2-4	1-2	0-0	0	0	0	0	5	2	1	0	1	13	
10	Hernandez Gil, Ana		0-2	0-1	0-0	0	1	1	0	0	0	2	0	0	4	
21	Croskey, Mikiyah		1-3	0-0	0-0	1	1	2	4	2	0	3	0	0	13	
23	Valcourt, Vanerlie		0-2	0-0	0-0	0	2	2	0	0	0	2	0	0	13	
54	Karsten, Sandra		2-7	2-4	0-0	0	1	1	3	6	0	2	0	1	27	
Team						5	1	6								
Totals			22-59	7-15	3-9	13	18	31	21	54	10	22	1	7	200	

1st - FG %: 6-15 40.0% 2nd: 2-10 20.0% 3rd: 6-17 35.3% 4th: 8-17 47.1% Game: 22-59 37.3% Deadball  
3FG %: 0-2 0.0% 1-4 25.0% 3-3 100.0% 3-6 50.0% 7-15 46.7% Rebounds  
FT %: 0-0 0.0% 0-0 0.0% 2

# GAME 28: HOFSTRA vs. UNCW (SENIOR DAY)

## Hofstra vs. Delaware

Jan. 18, 2019 - Mack Sports Complex

## Game 17

### Delaware 78 • 6-10

##	Player	Total		3-Ptr		Rebounds			PF	TP	A TO Blk Stl					Min
		FG-FGA	FG-FGA	FT-FTA	FT-FTA	Off	Def	Tot			A	TO	Blk	Stl	Min	
05	Makeda Nicholas	f	4-9	0-0	4-6	2	6	8	3	12	4	1	0	1	29	
25	Rebecca Lawrence	f	3-5	0-1	0-0	0	2	2	4	6	0	0	1	0	24	
02	Abby Gonzales	g	2-7	1-4	2-2	0	1	1	1	7	2	1	0	4	25	
20	Jasmine Dickey	g	4-10	0-0	3-5	6	5	11	2	11	2	2	1	0	23	
23	Bailey Kargo	g	4-6	1-1	0-0	0	1	1	1	9	3	1	0	0	22	
04	Paris McBride	g	0-3	0-1	2-2	0	1	1	2	2	4	2	0	1	20	
12	Lizzie O'Leary	g	2-4	0-0	0-0	3	2	5	4	4	0	3	0	0	15	
22	Samone DeFreese	g	8-12	0-0	3-3	3	5	8	2	19	1	1	0	0	24	
35	Alison Lewis	g	3-6	1-2	1-2	3	1	4	0	8	2	0	0	3	18	
Team						0	0	0			1					
Totals			30-62	3-9	15-20	17	24	41	19	78	18	12	2	9	200	
1st - FG %:		8-14	57.1%	2nd: 6-16	37.5%	3rd: 7-17	41.2%	4th: 9-15	60.0%	Game: 30-62	48.4%	Deadball				
3FG %:		1-4	25.0%	0-1	0.0%	0-1	0.0%	2-3	66.7%	3-9	33.3%	Rebounds				
FT %:		0-0	0.0%	9-12	75.0%	2-3	66.7%	4-5	80.0%	15-20	75.0%	2				

### Hofstra 59 • 6-11

##	Player	Total		3-Ptr		Rebounds			PF	TP	A TO Blk Stl					Min
		FG-FGA	FG-FGA	FT-FTA	FT-FTA	Off	Def	Tot			A	TO	Blk	Stl	Min	
11	Hines, Jaylen	f	0-1	0-0	3-4	2	1	3	3	3	1	1	0	1	21	
53	Kalin, Marianne	f	2-5	0-0	2-4	1	4	5	3	6	2	2	0	0	17	
02	Brown, JaKayla	g	1-3	0-0	0-0	0	1	1	1	2	0	2	0	0	19	
10	Hernandez Gil, Ana	g	4-10	4-9	0-0	0	1	1	0	12	0	2	0	0	13	
34	Brozowski, Boogie	g	4-13	3-7	0-0	1	4	5	0	11	5	3	0	1	35	
00	Reynolds, Caria	g	2-4	0-0	3-4	1	3	4	4	7	0	2	0	0	14	
01	Davis, E'Lexus	g	2-4	0-1	3-4	1	0	1	4	7	2	2	0	0	17	
05	Krupenko, Petja	g	1-4	1-4	2-2	0	0	0	0	5	0	4	0	1	17	
21	Croskey, Mikiyah	g	0-1	0-0	1-2	1	0	1	3	1	0	0	1	0	10	
23	Valcourt, Vanerlie	g	1-2	0-0	0-0	0	0	0	2	2	1	0	0	1	10	
54	Karsten, Sandra	g	1-2	1-1	0-0	1	2	3	1	3	1	1	0	0	14	
Team						2	2	4								
Totals			18-49	9-22	23-30	10	18	28	21	59	12	19	1	4	200	
1st - FG %:		3-11	27.3%	2nd: 5-13	38.5%	3rd: 3-13	23.1%	4th: 7-12	58.3%	Game: 18-49	36.7%	Deadball				
3FG %:		1-5	20.0%	2-6	33.3%	2-6	33.3%	4-5	80.0%	9-22	40.9%	Rebounds				
FT %:		2-4	50.0%	6-8	75.0%	2-4	50.0%	4-4	100.0%	14-20	70.0%	3				

Officials: Nic Cappel, Kevin Dillard, Kathleen Lynch

Technical fouls: Delaware-None. Hofstra-None.

Attendance: 2393

2018-19 Women's Basketball. Round: 0. Delaware vs Hofstra. Played at .

Score by periods	1st	2nd	3rd	4th	Total
Delaware	17	21	16	24	78
Hofstra	9	18	10	22	59

Last FG - DEL 4th-01:08, HOFSTRA 4th-03:13.

Largest lead - DEL by 19 4th-08:26, HOFSTRA None.

DEL led for 39:29. HOFSTRA led for 00:00. Game was tied for 00:14.

Score tied - 0 times.

Lead changed - 0 times.

## Hofstra vs. Drexel

Jan. 20, 2019 - Mack Sports Complex

## Game 18

### Drexel 61 • 10-5, 3-2 CAA

##	Player	Total		3-Ptr		Rebounds			PF	TP	A TO Blk Stl					Min
		FG-FGA	FG-FGA	FT-FTA	FT-FTA	Off	Def	Tot			A	TO	Blk	Stl	Min	
23	Bailey Greenberg	f	4-11	1-3	4-6	1	6	7	0	13	3	2	0	2	31	
24	Niki Metzel	f	1-6	0-1	0-0	1	5	6	3	2	0	0	1	2	29	
01	Keishana Washington	g	3-6	2-3	0-0	2	2	4	2	8	1	1	0	0	21	
11	Aubree Brown	g	4-9	0-1	2-2	1	2	3	0	10	4	0	0	0	29	
22	Maura Hendrixson	g	2-6	2-6	0-0	1	2	3	3	6	2	0	1	0	27	
12	Hannah Nihill	g	4-6	2-2	2-2	0	2	2	2	12	2	3	0	1	29	
30	Mariah Leonard	g	4-4	0-0	0-0	0	0	0	3	8	0	0	0	0	14	
34	Tereza Krackova	g	0-2	0-0	0-0	0	0	0	1	0	0	0	0	0	4	
50	Ana Ferariu	g	1-4	0-1	0-0	0	2	2	1	2	4	2	0	1	16	
Team						1	3	4								
Totals			23-54	7-17	8-10	7	24	31	15	61	16	8	2	6	200	
1st - FG %:		5-13	38.5%	2nd: 7-17	41.2%	3rd: 7-15	46.7%	4th: 4-9	44.4%	Game: 23-54	42.6%	Deadball				
3FG %:		1-4	25.0%	1-3	33.3%	4-7	57.1%	1-3	33.3%	7-17	41.2%	Rebounds				
FT %:		0-0	0.0%	4-4	100.0%	0-0	0.0%	1-3	33.3%	8-10	80.0%	2,1				

### Hofstra 49 • 6-11, 0-6 CAA

##	Player	Total		3-Ptr		Rebounds			PF	TP	A TO Blk Stl					Min
		FG-FGA	FG-FGA	FT-FTA	FT-FTA	Off	Def	Tot			A	TO	Blk	Stl	Min	
53	Kalin, Marianne	f	2-4	0-0	0-0	1	4	5	1	4	1	1	0	0	21	
02	Brown, JaKayla	g	1-3	0-0	1-2	0	2	2	3	3	1	6	0	0	25	
05	Krupenko, Petja	g	1-2	0-1	0-0	0	0	0	0	1	2	0	1	0	13	
34	Brozowski, Boogie	g	3-14	2-5	0-0	0	8	8	1	8	5	1	1	1	40	
54	Karsten, Sandra	g	3-7	1-1	0-0	0	2	2	4	7	0	2	0	0	33	
00	Reynolds, Caria	g	0-0	0-0	0-0	0	0	0	0	0	0	0	0	0	1	
01	Davis, E'Lexus	g	5-7	0-1	1-3	1	1	2	3	11	1	2	0	1	19	
10	Hernandez Gil, Ana	g	2-7	2-6	0-0	0	1	1	1	6	0	1	0	0	21	
11	Hines, Jaylen	g	3-4	0-0	2-2	2	4	6	3	8	1	1	0	1	24	
23	Valcourt, Vanerlie	g	0-0	0-0	0-0	0	0	0	1	0	1	1	0	1	3	
Team						0	2	2								
Totals			20-48	5-14	4-7	4	24	28	18	49	10	16	1	4	200	
1st - FG %:		3-11	27.3%	2nd: 4-11	36.4%	3rd: 6-11	54.5%	4th: 7-15	46.7%	Game: 20-48	41.7%	Deadball				
3FG %:		1-3	33.3%	0-1	0.0%	1-3	33.3%	3-7	42.9%	5-14	35.7%	Rebounds				
FT %:		1-2	50.0%	1-2	50.0%	0-0	0.0%	2-3	66.7%	4-7	57.1%	2				

Officials: Carlos Alvarez, Hillary Harwell, Heather Browne

Technical fouls: Drexel-None. Hofstra-None.

Attendance: 148

2018-19 Women's Basketball. Round: 0. Drexel vs Hofstra. Played at .

Score by periods	1st	2nd	3rd	4th	Total
Drexel	11	19	18	13	61
Hofstra	8	9	13	19	49

Last FG - DREXEL 4th-02:24, HOFSTRA 4th-00:06.

Largest lead - DREXEL by 21 4th-07:50, HOFSTRA None.

DREXEL led for 39:10. HOFSTRA led for 00:00. Game was tied for 00:50.

Score tied - 0 times.

Lead changed - 0 times.

## Hofstra vs. Northeastern

Jan. 27, 2019 - Mack Sports Complex

## Game 19

### Northeastern 61 • 13-5

#	Player		Total		3-Ptr		Rebounds			PF	TP	A TO Blk Stl				Min
			FG-FGA	FG-FGA	FT-FTA	Off	Def	Tot	A			TO	Blk	Stl		
24	Gabby Giaccone	f	5-9	0-0	0-0	2	1	3	4	10	0	4	1	0	19	
12	Ayanna Dublin	g	1-4	0-0	0-0	0	3	3	2	2	2	2	0	2	20	
13	Katie May	g	1-4	1-3	0-0	0	2	2	3	3	1	2	0	0	21	
14	Shannon Todd	g	4-12	1-7	0-0	1	1	2	5	9	3	3	1	0	33	
20	Jess Genco	g	5-12	2-5	0-0	2	2	4	3	12	3	3	0	6	38	
01	Kendall Currence		3-4	0-1	2-3	2	2	4	1	8	1	1	0	1	12	
03	Zoe Zwerling		0-1	0-1	0-0	0	0	0	1	0	0	0	0	0	5	
04	Alexis Hill		1-3	0-0	1-4	4	1	5	3	3	0	0	0	1	10	
11	Stella Clark		6-13	2-6	0-0	2	2	4	4	14	2	3	0	0	29	
23	Courtney Redcross		0-3	0-0	0-2	3	1	4	1	0	1	0	0	0	9	
42	Rachel Aho		0-0	0-0	0-0	0	1	1	1	0	0	1	0	0	4	
Team						0	3	3				1				
Totals			26-65	6-23	3-9	16	19	35	28	61	13	20	2	0	200	
1st - FG %: 5-13 38.5%      2nd: 7-17 41.2%      3rd: 6-12 50.0%      4th: 8-23 34.8%      Game: 26-65 40.0%      Deadball																
FT %: 1-3 33.3%      0-0 0.0%      1-5 20.0%      1-4 25.0%      6-26 23.1%      2-10 20.0%      Rebounds																
FT %: 1-4 25.0%      0-0 0.0%      1-1 100.0%      1-4 25.0%      3-9 33.3%      4																



# GAME 28: HOFSTRA vs. UNCW (SENIOR DAY)

## Hofstra vs. Charleston

Feb. 3, 2019 - Mack Sports Complex

## Game 22

Hofstra 62 • 7-14, 1-8 CAA

##	Player	Total		3-Ptr		Rebounds			PF	TP	A TO Blk Stl				Min
		FG-FGA	FT-FTA	FG-FGA	FT-FTA	Off	Def	Tot			A	TO	Blk	Stl	
11	Hines, Jaylen	f	3-6	0-0	0-0	1	6	7	3	6	1	1	1	0	29
53	Kalin, Marianne	f	5-9	0-0	2-4	2	0	2	4	12	0	1	1	1	24
01	Davis, E'Lexus	g	1-7	0-2	2-2	2	4	6	4	4	2	2	0	2	31
34	Brozowski, Boogie	g	11-24	4-7	5-5	0	4	4	2	31	6	6	0	4	40
54	Karsten, Sandra	g	1-5	0-2	0-0	2	3	5	3	2	3	1	1	0	30
00	Reynolds, Caria		0-4	0-0	0-0	2	1	3	1	0	0	1	0	0	8
05	Krupenko, Petja		0-0	0-0	0-0	0	1	1	1	0	0	1	0	1	9
10	Hernandez Gil, Ana		1-8	1-7	0-0	0	2	2	2	3	0	1	0	1	20
21	Croskey, Mikiyah		1-1	0-0	0-0	0	0	0	0	2	0	1	2	1	6
23	Valcourt, Vanerlie		1-1	0-0	0-0	1	0	1	0	2	0	0	0	0	3
Team						1	1	2							
Totals			24-65	5-18	9-11	11	22	33	20	62	12	15	5	10	200

1st - FG %:	8-20	40.0%	2nd: 6-13	46.2%	3rd: 7-17	41.2%	4th: 3-15	20.0%	Game: 24-65	36.9%	Deadball	
3FG %:	3-5	60.0%	1-3	33.3%	0-4	0.0%	1-6	16.7%	5-18	27.8%	Rebounds	
FT %:	1-3	33.3%	2-2	100.0%	0-0	0.0%	6-6	100.0%	9-11	81.8%	Rebounds	1

Charleston 70 • 6-14, 2-7 CAA

##	Player	Total		3-Ptr		Rebounds			PF	TP	A TO Blk Stl				Min
		FG-FGA	FT-FTA	FG-FGA	FT-FTA	Off	Def	Tot			A	TO	Blk	Stl	
15	Eady, Aryn	f	4-10	0-0	5-6	4	8	12	2	13	0	3	0	0	22
00	Taylor, Madison	g	2-8	0-2	3-6	1	5	6	1	7	2	3	2	1	38
02	Huff, Darien	g	6-14	3-7	7-9	0	2	2	2	22	0	3	0	1	40
23	Collins, Tyler	g	1-2	0-0	4-4	0	1	1	2	6	1	1	0	1	20
25	Ford, Deja	g	5-12	1-3	2-2	2	7	9	2	13	2	4	1	1	34
03	Perkins, Latrice		2-4	0-0	1-2	3	2	5	0	5	6	2	0	0	20
20	Sullivan, Bri		1-1	0-0	0-0	0	0	0	0	2	0	0	0	0	6
21	Larson, Baileigh		0-0	0-0	0-0	0	1	1	0	0	0	0	0	1	2
42	Broughton, Ericka		1-3	0-0	0-0	1	4	5	2	2	0	1	0	0	18
Team						2	1	3			1				
Totals			22-54	4-12	22-29	13	31	44	11	70	11	18	3	5	200

1st - FG %:	5-13	38.5%	2nd: 7-14	50.0%	3rd: 5-15	33.3%	4th: 5-12	41.7%	Game: 22-54	40.7%	Deadball	
3FG %:	1-1	100.0%	2-5	40.0%	1-5	20.0%	0-1	0.0%	4-12	33.3%	Rebounds	
FT %:	5-6	83.3%	2-2	100.0%	5-6	83.3%	10-15	66.7%	22-29	75.9%	Rebounds	4

Officials: Dan Outlaw, Kevin Sparrock, Rebecca Taylor  
Technical fouls: Hofstra-None. Charleston-None.  
Attendance: 218

Score by periods	1st	2nd	3rd	4th	Total
Hofstra	20	15	14	13	62
Charleston	16	18	16	20	70

Last FG - HOFSTRA 4th-00:03, COFC 4th-03:17.  
Largest lead - HOFSTRA by 8 1st-03:05, COFC by 10 4th-00:28.  
HOFSTRA led for 17:28. COFC led for 18:52. Game was tied for 03:11.

Points	In	Off	2nd	Fast	Bench
HOFSTR	30	20	6	9	7
COFC	24	20	9	4	9

Score tied - 5 times.  
Lead changed - 9 times.

## Hofstra vs. James Madison

Feb. 10, 2019 - Mack Sports Complex

## Game 24

Hofstra 54 • 6-9, 0-3

##	Player	Total		3-Ptr		Rebounds			PF	TP	A TO Blk Stl				Min
		FG-FGA	FT-FTA	FG-FGA	FT-FTA	Off	Def	Tot			A	TO	Blk	Stl	
11	Hines, Jaylen	f	3-5	0-0	0-0	4	6	10	3	6	1	3	1	1	31
53	Kalin, Marianne	f	1-2	0-0	0-0	0	0	0	4	2	0	0	0	0	6
01	Davis, E'Lexus	g	1-4	0-0	0-0	1	4	5	3	2	3	4	0	4	17
02	Brown, JaKayla	g	3-7	1-1	0-1	0	1	1	2	7	1	0	0	0	37
34	Brozowski, Boogie	g	8-21	3-7	3-5	0	1	1	1	22	3	5	0	0	34
00	Reynolds, Caria		1-2	0-0	0-3	2	0	2	1	2	0	0	0	0	5
05	Krupenko, Petja		2-4	1-2	0-0	0	0	0	0	5	2	1	0	1	13
10	Hernandez Gil, Ana		0-2	0-1	0-0	0	1	1	0	0	0	2	0	0	4
21	Croskey, Mikiyah		1-3	0-0	0-0	1	1	2	4	2	0	3	0	0	13
23	Valcourt, Vanerlie		0-2	0-0	0-0	0	2	2	0	0	0	2	0	0	13
54	Karsten, Sandra		2-7	2-4	0-0	0	1	1	3	6	0	2	0	1	27
Team						5	1	6							
Totals			22-59	7-15	3-9	13	18	31	21	54	10	22	1	7	200

1st - FG %:	6-15	40.0%	2nd: 2-10	20.0%	3rd: 6-17	35.3%	4th: 8-17	47.1%	Game: 22-59	37.3%	Deadball	
3FG %:	0-2	0.0%	1-4	25.0%	3-3	100.0%	3-6	50.0%	7-15	46.7%	Rebounds	
FT %:	0-0	0.0%	0-0	0.0%	2-2	100.0%	1-7	14.3%	3-9	33.3%	Rebounds	2

James Madison 77 • 11-3, 3-0

##	Player	Total		3-Ptr		Rebounds			PF	TP	A TO Blk Stl				Min
		FG-FGA	FT-FTA	FG-FGA	FT-FTA	Off	Def	Tot			A	TO	Blk	Stl	
42	Merritt, Devon	f	2-3	0-0	2-2	2	2	4	2	6	1	1	3	1	17
31	CooperWilliams, Kayla	c	2-3	0-0	5-7	5	9	14	0	9	0	3	2	0	29
03	Smalls, Kamiah	g	9-13	3-4	1-2	0	5	5	0	22	4	6	0	0	25
13	Reynolds, Logan	g	2-4	0-0	0-1	0	4	4	2	4	6	0	0	1	26
15	Barrier, Lexie	g	3-12	0-3	2-2	2	3	5	2	8	1	4	2	1	25
01	Harris, Tori		2-3	1-1	0-0	0	0	0	2	5	0	1	0	0	9
02	Carodine, Jaylin		0-2	0-0	0-0	0	0	0	0	0	0	0	0	1	3
04	Green, Madison		0-2	0-0	3-4	0	0	0	0	3	1	0	0	1	14
05	Bellerand, Breyenne		0-0	0-0	1-2	1	1	2	1	1	0	0	0	0	3
10	Young, Aneah		1-4	0-0	2-2	2	2	4	0	4	0	0	0	0	20
14	Marciszewski, Eleano		2-3	1-2	0-0	1	2	3	1	5	0	0	0	0	7
55	Benitez, Jackie		4-10	2-7	0-0	1	0	1	0	10	1	2	1	3	22
Team						2	0	2			1				
Totals			27-59	7-17	16-22	16	28	44	10	77	14	18	8	8	200

1st - FG %:	6-12	50.0%	2nd: 9-15	60.0%	3rd: 5-17	29.4%	4th: 7-15	46.7%	Game: 27-59	45.8%	Deadball	
3FG %:	3-5	60.0%	2-5	40.0%	1-5	20.0%	1-2	50.0%	7-17	41.2%	Rebounds	
FT %:	2-2	100.0%	3-4	75.0%	4-6	66.7%	7-10	70.0%	16-22	72.7%	Rebounds	4

Officials: Jennifer Rezac, Norma Jones, Luis Gonzalez  
Technical fouls: Hofstra-None. James Madison-None.  
Attendance: 1922

Score by periods	1st	2nd	3rd	4th	Total
Hofstra	12	5	17	20	54
James Madison	17	23	15	22	77

Last FG - HOFSTRA 4th-01:28, JMU 4th-01:16.  
Largest lead - HOFSTRA by 3 1st-07:10, JMU by 30 3rd-05:33.  
HOFSTRA led for 04:19. JMU led for 34:52. Game was tied for 00:49.

Points	In	Off	2nd	Fast	Bench
HOFSTR	22	13	2	5	15
JMU	36	32	22	10	28

Score tied - 1 time.  
Lead changed - 2 times.

## Hofstra vs. Towson

Feb. 8, 2019 - Mack Sports Complex

## Game 23

Towson 68 • 13-8

##	Player	Total		3-Ptr		Rebounds			PF	TP	A TO Blk Stl				Min
		FG-FGA	FT-FTA	FG-FGA	FT-FTA	Off	Def	Tot			A	TO	Blk	Stl	
01	Mayo, Nukiya	f	5-12	0-3	2-2	4	8	12	2	12	0	5	2	2	36
25	Lee, Maia	c	4-6	0-0	0-2	4	5	9	2	8	0	3	0	0	19
11	Murray, Qierra	g	2-5	0-0	2-4	0	0	0	4	6	3	2	0	2	27
21	Jeter, Kionna	g	7-14	0-4	0-0	1	6	7	3	14	3	1	0	3	35
32	Holder, Ryan	g	0-3	0-0	4-8	0	1	1	2	4	0	0	0	0	27
00	Durjan, Danielle		4-5	1-1	0-0	0	0	0	3	9	0	3	0	0	13
03	Flynn, Aislinn		1-1	0-0	0-0	1	0	1	0	2	0	1	0	0	4
04	Holmes, Jalynn		1-3	0-0	0-2	0	0	0	0	2	0	1	0	3	23
10	Camp, Janeen		3-4	0-0	5-8	2	3	5	4	11	0	4	2	0	16
23	Smith, Shavonne		0-0	0-0	0-0	0	0	0	1	0	0	0	0	0	0+
Team						3	0	3							
Totals			27-53	1-8	13-26	15	23	38	21	68	6	20	4	10	200



# GAME 28: HOFSTRA vs. UNCW (SENIOR DAY)

## 2017-18 STATISTICS

### 2018-19 Hofstra Women's Basketball Hofstra Combined Team Statistics (as of Mar 01, 2019) All games

RECORD:	OVERALL	HOME	AWAY	NEUTRAL
ALL GAMES	9-18	4-8	4-8	1-2
CONFERENCE	3-12	2-6	1-6	0-0
NON-CONFERENCE	6-6	2-2	3-2	1-2

#	Player	gp-gs	min	avg	Total		3-Point		F-Throw		Rebounds				pf	dq	a	to	blk	stl	pts	avg
					fg-fga	fg%	3fg-fga	3fg%	ft-fga	ft%	off	def	tot	avg								
34	Brozowski,Boogie	27-27	963	35.7	145-405	.358	48-148	.324	77-92	.837	11	97	108	4.0	58	1	110	104	1	33	415	15.4
24	Cuzic,Sica	19-13	553	29.1	75-178	.421	14-57	.246	34-50	.680	34	89	123	6.5	43	1	31	50	1	27	198	10.4
10	Hernandez Gil,Ana	27-15	688	25.5	80-251	.319	64-204	.314	19-24	.792	10	50	60	2.2	30	0	30	48	4	17	243	9.0
53	Kalin,Marianne	27-27	656	24.3	82-178	.461	0-0	.000	29-61	.475	54	87	141	5.2	72	2	29	43	22	20	193	7.1
01	Davis,E'Lexus	20-16	455	22.8	38-89	.427	4-21	.190	17-37	.459	16	44	60	3.0	52	3	42	51	0	25	97	4.9
11	Hines,Jaylen	26-17	565	21.7	40-84	.476	0-1	.000	13-23	.565	39	75	114	4.4	77	1	27	30	7	18	93	3.6
54	Karsten,Sandra	27-11	515	19.1	34-99	.343	13-39	.333	15-18	.833	12	35	47	1.7	41	1	22	31	4	3	96	3.6
00	Reynolds,Caria	13-0	118	9.1	21-41	.512	0-0	.000	4-9	.444	17	25	42	3.2	26	0	0	11	1	7	46	3.5
23	Valcourt,Vanerie	15-1	153	10.2	21-45	.467	0-0	.000	6-12	.500	10	15	25	1.7	20	0	14	24	0	17	48	3.2
21	Croskey,Mikiyah	19-0	215	11.3	24-56	.429	0-0	.000	7-19	.368	19	28	47	2.5	41	0	3	20	18	7	55	2.9
02	Brown,JaKayla	21-5	294	14.0	23-61	.377	2-7	.286	8-20	.400	14	16	30	1.4	30	0	9	22	2	6	56	2.7
05	Krupenko,Petja	23-3	213	9.3	17-37	.459	9-23	.391	8-14	.571	2	8	10	0.4	20	0	13	26	0	6	51	2.2
04	Mills,Shawn	10-0	35	3.5	1-3	.333	0-0	.000	3-9	.333	1	4	5	0.5	4	0	0	3	0	0	5	0.5
12	Hoff,Mie	2-0	4	2.0	0-0	.000	0-0	.000	0-0	.000	0	1	1	0.5	0	0	0	1	0	0	0	0.0
Team											35	35	70				11					
Total.....		27	5427		601-1527	.394	154-500	.308	240-388	.619	274	609	883	32.7	514	9	330	475	60	186	1596	59.1
Opponents.....		27	5427		661-1557	.425	131-440	.298	323-468	.690	323	697	1020	37.8	439	-	338	433	84	207	1776	65.8

TEAM STATISTICS	HOFSTRA	OPP	Date	Opponent	Score	Att.
SCORING	1596	1776	11/06/18	IONA	w 74-49	406
Points per game	59.1	65.8	11/09/18	COLUMBIA	L 63-65	4645
Scoring margin	-6.7	-	11/13/18	at Stony Brook	L 49-77	397
FIELD GOALS-ATT	601-1527	661-1557	11/17/18	at St. Bonaventure	w 67-59	705
Field goal pct	.394	.425	11/23/18	vs Wright State	L 64-93	750
3 POINT FG-ATT	154-500	131-440	11/24/18	vs Marist	L 57-71	750
3-point FG pct	.308	.298	11/25/18	vs Stetson	w 53-50	750
3-pt FG made per game	5.7	4.9	11/29/18	SACRED HEART	L 64-70	356
FREE THROWS-ATT	240-388	323-468	12/05/18	at Holy Cross	Lot 66-72	693
Free throw pct	.619	.690	12/09/18	at UMBC	w 45-42	339
F-Throws made per game	8.9	12.0	12/21/18	at Siena	w 57-50	456
REBOUNDS	883	1020	12/29/18	WILMINGTON (DE)	w 77-56	365
Rebounds per game	32.7	37.8	* 01/04/19	WILLIAM & MARY	L 55-60	323
Rebounding margin	-5.1	-	* 01/06/19	ELON	L 64-77	375
ASSISTS	330	338	* 01/11/19	at James Madison	L 54-77	1922
Assists per game	12.2	12.5	* 01/13/19	at Towson	L 68-92	208
TURNOVERS	475	433	* 01/18/19	DELAWARE	L 59-78	2393
Turnovers per game	17.6	16.0	* 01/20/19	DREXEL	L 49-61	148
Turnover margin	-1.6	-	* 01/27/19	NORTHEASTERN	w 78-61	374
Assist/turnover ratio	0.7	0.8	* 02/01/19	at UNCW	L 54-89	788
STEALS	186	207	* 02/03/19	at Charleston	L 62-70	218
Steals per game	6.9	7.7	* 02/08/19	TOWSON	L 56-68	405
BLOCKS	60	84	* 02/10/19	JAMES MADISON	L 44-59	1022
Blocks per game	2.2	3.1	* 02/15/19	at Drexel	L 39-62	684
ATTENDANCE	11104	10091	* 02/17/19	at Delaware	L 47-57	1171
Home games-Avg/Game	12-925	12-653	* 02/24/19	at Northeastern	w 63-62	260
Neutral site-Avg/Game	-	3-750	* 03/01/19	CHARLESTON	w 68-49	292

\* = Conference game

Score by Periods	1st	2nd	3rd	4th	OT	Totals
Hofstra	389	412	356	435	4	1596
Opponents	439	445	441	441	10	1776



# GAME 28: HOFSTRA vs. UNCW (SENIOR DAY)

## 2018-19 Hofstra Women's Basketball Hofstra Combined Team Statistics (as of Mar 01, 2019) Conference games only

RECORD:	OVERALL	HOME	AWAY	NEUTRAL
ALL GAMES	3-12	2-6	1-6	0-0
CONFERENCE	3-12	2-6	1-6	0-0
NON-CONFERENCE	0-0	0-0	0-0	0-0

#	Player	gp-gs	min	avg	Total		3-Point		F-Throw		Rebounds										pts	avg
					fg-fga	fg%	3fg-fga	3fg%	ft-fa	ft%	off	def	tot	avg	pf	dq	a	to	blk	stl		
34	Brozoski,Boogie	15-15	547	36.5	84-232	.362	27-82	.329	42-51	.824	7	52	59	3.9	34	1	68	64	1	19	237	15.8
10	Hernandez Gil,Ana	15-6	350	23.3	42-124	.339	34-105	.324	10-13	.769	4	25	29	1.9	14	0	8	31	1	7	128	8.5
24	Cuzic,Sica	7-1	182	26.0	22-57	.386	5-22	.227	6-7	.857	8	23	31	4.4	13	0	12	17	0	10	55	7.9
01	Davis,E'Lexus	9-7	226	25.1	24-52	.462	3-13	.231	10-20	.500	10	27	37	4.1	25	1	20	28	0	14	61	6.8
53	Kalin,Marianne	15-15	370	24.7	42-92	.457	0-0	.000	17-36	.472	27	52	79	5.3	43	1	11	24	16	10	101	6.7
54	Karsten,Sandra	15-10	351	23.4	27-74	.365	12-31	.387	9-10	.900	11	23	34	2.3	30	1	15	23	3	1	75	5.0
00	Reynolds,Caria	12-0	116	9.7	21-40	.525	0-0	.000	4-9	.444	17	25	42	3.5	26	0	0	10	1	7	46	3.8
11	Hines,Jaylen	15-13	347	23.1	21-47	.447	0-0	.000	8-15	.533	22	40	62	4.1	47	1	14	23	4	11	50	3.3
21	Croskey,Mikiyah	10-0	129	12.9	14-35	.400	0-0	.000	5-11	.455	10	17	27	2.7	24	0	1	14	9	4	33	3.3
02	Brown,JaKayla	9-4	147	16.3	10-27	.370	1-1	1.000	1-6	.167	3	7	10	1.1	14	0	4	11	1	2	22	2.4
23	Valcourt,Vanerlie	10-1	100	10.0	10-21	.476	0-0	.000	3-5	.600	3	10	13	1.3	14	0	8	16	0	9	23	2.3
05	Krupenko,Petja	13-3	110	8.5	10-21	.476	3-10	.300	6-8	.750	1	4	5	0.4	8	0	4	18	0	4	29	2.2
12	Hoff,Mie	2-0	4	2.0	0-0	.000	0-0	.000	0-0	.000	0	1	1	0.5	0	0	0	1	0	0	0	0.0
04	Mills,Shawn	5-0	21	4.2	0-2	.000	0-0	.000	0-2	.000	1	2	3	0.6	4	0	0	1	0	0	0	0.0
Team											20	18	38				7					
Total.....		15	3000		327-824	.397	85-264	.322	121-193	.627	144	326	470	31.3	296	5	165	288	36	98	860	57.3
Opponents.....		15	3000		374-873	.428	76-228	.333	198-282	.702	200	377	577	38.5	237	-	196	232	46	138	1022	68.1

TEAM STATISTICS	HOFSTRA	OPP
SCORING	860	1022
Points per game	57.3	68.1
Scoring margin	-10.8	-
FIELD GOALS-ATT	327-824	374-873
Field goal pct	.397	.428
3 POINT FG-ATT	85-264	76-228
3-point FG pct	.322	.333
3-pt FG made per game	5.7	5.1
FREE THROWS-ATT	121-193	198-282
Free throw pct	.627	.702
F-Throws made per game	8.1	13.2
REBOUNDS	470	577
Rebounds per game	31.3	38.5
Rebounding margin	-7.1	-
ASSISTS	165	196
Assists per game	11.0	13.1
TURNOVERS	288	232
Turnovers per game	19.2	15.5
Turnover margin	-3.7	-
Assist/turnover ratio	0.6	0.8
STEALS	98	138
Steals per game	6.5	9.2
BLOCKS	36	46
Blocks per game	2.4	3.1
ATTENDANCE	5332	5251
Home games-Avg/Game	8-666	7-750
Neutral site-Avg/Game	-	0-0

Date	Opponent	Score	Att.
* 01/04/19	WILLIAM & MARY	L 55-60	323
* 01/06/19	ELON	L 64-77	375
* 01/11/19	at James Madison	L 54-77	1922
* 01/13/19	at Towson	L 68-92	208
* 01/18/19	DELAWARE	L 59-78	2393
* 01/20/19	DREXEL	L 49-61	148
* 01/27/19	NORTHEASTERN	w 78-61	374
* 02/01/19	at UNCW	L 54-89	788
* 02/03/19	at Charleston	L 62-70	218
* 02/08/19	TOWSON	L 56-68	405
* 02/10/19	JAMES MADISON	L 44-59	1022
* 02/15/19	at Drexel	L 39-62	684
* 02/17/19	at Delaware	L 47-57	1171
* 02/24/19	at Northeastern	w 63-62	260
* 03/01/19	CHARLESTON	w 68-49	292

\* = Conference game

Score by Periods	1st	2nd	3rd	4th	Totals
Hofstra	187	215	214	244	860
Opponents	252	265	259	246	1022

## 2018-19 TV/RADIO CHART



**CARIA REYNOLDS**

**00** Freshman  
Forward  
Stone Mountain, Ga.

ppg. rpg



**E'LEXUS DAVIS**

**1** Junior  
Guard  
Hyattsville, Md.

ppg. rpg



**JaKAYLA BROWN**

**2** Freshman  
Guard  
LaPlata, Md.

ppg. rpg



**SHAWN MILLS**

**4** Freshman  
Guard/Forward  
Sterling, Va.

ppg. rpg



**PETJA KRUPENKO**

**5** Junior  
Guard  
Ljubljana, Slovenia

ppg. rpg



**ANA HERNANDEZ GIL**

**10** Junior  
Guard  
Canary Islands, Spain

ppg. rpg



**JAYLEN HINES**

**11** Sophomore  
Forward  
Clinton, Md.

ppg. rpg



**MIE HOFF**

**12** Sophomore  
Forward  
Bergen, Norway

ppg. rpg



**MIKIYAH CROSKEY**

**21** Junior  
Forward  
Bowie, Md.

ppg. rpg



**VANERLIE VALCOURT**

**23** Freshman  
Guard  
Queens, N.Y.

ppg. rpg



**SICA CUZIC**

**24** Senior  
Guard  
Galati, Romania

ppg. rpg



**BRI CRUTCHFIELD**

**33** Freshman  
Guard/Forward  
Frederick, Md.

ppg. rpg



**BOOGIE BROZOSKI**

**34** Senior  
Guard  
Cambria Heights, N.Y.

ppg. rpg



**MARIANNE KALIN**

**53** Junior  
Forward  
Lappeenranta, Finland

ppg. rpg



**SANDRA KARSTEN**

**54** Junior  
Guard  
Helsinki, Finland

ppg. rpg



**KRISTA KILBURN-STEVESEKEY**

**HC** 13th  
Season



**FAISSAL KHAN**

**AHC** Seventh  
Season



**MESSIAH REAMES**

**AC** First  
Season



**DARIUS FAULK**

**AC** Second  
Season



**SKYLAR COLLINS**

**DOBO** First  
Season