



HILLTOPPER HISTORY



HILLTOPPER FOOTBALL HISTORY

Football has been part of the athletic picture at West Liberty since the late 1800s but the Hilltoppers didn't play their first interscholastic game until 1899. West Liberty defeated Martins Ferry (Ohio) High School, 11-0, in that inaugural contest but it would be many years until the sport was firmly established at the Route 88 institution.

College football was a far less structured activity at the end of the 19th Century. During those early years, players did not even have to be enrolled at West Liberty in order to play on its athletic teams. The rule requiring players to be enrolled as students at West Liberty before they could represent the Hilltoppers on the athletic field wasn't passed and enforced until 1905.

Schedules were limited and sporadic in those early years and record-keeping was virtually non-existent. That didn't change when A.D. Kenamond was appointed as athletic manager (athletic director) and football coach in 1906. After struggling through a few disappointing seasons, West Liberty discontinued its football program in 1913.

Football returned to the Hilltopper campus following World War I but tragedy prevented it from gaining a solid foothold. West Liberty played a game against Warwood (W.Va.) High School on Armistice Day in 1919. During the game, Hilltopper fullback Raymond Montgomery suffered an injury that resulted in his death. The fatality caused the school to once again discontinue its football program.

The sport finally returned to the West Liberty campus to stay in 1923 when the institution made a commitment to fund and support its first truly organized athletic program.

H.J. Shoup was named football coach in 1923 and led the Hilltoppers to a 1-4-2 record. West Liberty defeated Kent State, 8-6, in its first "official" intercollegiate contest but never scored another point against a schedule that included two games against Bethany (W.Va.) and three games with New Cumberland (W.Va.).

Larry Stoops replaced Shoup at the Hilltopper helm in 1924 and led West Liberty to a 4-4-1 season that included a repeat win against Kent State. Stoops stayed on to coach the 1925 season but the Hilltoppers stumbled to a 1-6-1 record.



Harry Sweeney

West Liberty's football fortunes took a turn for the better when Harry Sweeney grasped the reins in 1926. During his seven-year run, Sweeney led the Hilltopper football program to national prominence. His high-scoring teams won three West Virginia Conference championships (1927, 1929 and 1930) and posted a sparkling 19-1-1 record in WVIAC games. Sweeney's 45-14-3 (.750) overall record still stands as the best among all Hilltopper football coaches.

Not only did Sweeney's teams win, they often won impressively. Some of the numbers from the blowout victories are hard to fathom for today's college football fans. There was a 71-0

rout of West Virginia Tech in 1927 and a 78-0 thrashing of Alderson and a 98-0 whitewash of Shenandoah in 1928. The Hilltoppers had a five-game run in 1929 when they outscored their foes by a combined 221-0 and the 1931 team posted a 77-0 victory against Sue Bennett and an 87-0 rout of Bethel.

But Sweeney saved the best for last. On Nov. 19, 1932, West Liberty closed out the season at home with a record-setting 137-0 victory against Cedarville (Ohio). It was the last game Sweeney coached for the Hilltoppers as he decided to move on following the season.



Bob Campiglio

The best-known player of the Sweeney era was Bob Campiglio, a fullback from Milton, Pa. Campiglio helped put West Liberty football on the national map when he scored 102 points during the 1930 season to rank among the top 10 scorers in the nation. Campiglio won the national scoring championship in 1931, finding the end zone 22 times and adding 13 PATs for a then-school record 145 points. Nearly half of

those points came in that 87-0 rout against Bethel when he scored 67 points on 10 touchdowns and seven conversions.

Campiglio's single-game scoring record didn't last long as Joey Korshalla set a national scoring record that stands to this day with 71 points on 11 touchdowns and five PATs in that 137-0 win against Cedarville in 1932.


Campiglio was the first Hilltopper to make his mark in the National Football League. As a rookie with the Staten Island Stapletons in 1932, he ranked third in the NFL with 504 rushing yards on 104 carries while leading the league with a 4.8 yards per carry average.

Meanwhile, back on the hilltop, the search was on for the next head coach. Everybody expected West Liberty to have a hard time finding someone capable of filling the sizable shoes Sweeney had left behind. Fortunately for the Hilltoppers, another legend was waiting in the wings. His name was Joe Bartell.

Bartell served as head football coach at West Liberty for the next 24 years (1933-56). He compiled a sparkling 118-55-11 (.671) overall record while putting together a 79-31-7 (.705) mark in WVIAC play.

The list of Bartell's accomplishments seems endless. He led the Hilltoppers to seven conference championships and

HILLTOPPER FOOTBALL HISTORY, CONTINUED



Joe Bartell

athletic scholarships at the same time Bartell took over the football program. Not surprisingly, his first two teams struggled to sub-.500 records – going 2-4-2 in 1933 and 3-4-2 in 1934 – but it soon became apparent that the Hilltoppers' new coach had been laying a solid foundation for future success.

West Liberty went 7-2 in 1935 and followed that up with a 6-1-1 season in 1936 that also produced Bartell's first WVIAC title. Slow starts to the 1937 and 1938 seasons kept the Hilltoppers around the .500 mark but a four-game winning streak at the end of the 1938 campaign heralded brighter days ahead.

Bartell's teams won three straight WVIAC titles from 1939-41 and just missed a fourth in 1942 before World War II brought the program to a halt.

The Hilltoppers picked up where they had left off when football resumed in 1946, winning yet another conference crown and kicking off yet another run of gridiron supremacy.

Bartell's West Liberty program vaulted to the next level in 1947 as the Hilltoppers took off on an incredible 34-1-3 run over the next four seasons.

That surge was capped by back-to-back undefeated teams in 1949 and 1950. Those two years also saw West Liberty make its post-season debut as the 1949 team beat Western Carolina, 20-0, in the Smoky Mountain Bowl at Bristol, Tenn. and the 1950 squad knocked off Appalachian State, 28-26, in the Pythian Bowl at Salisbury, N.C.

The popular Bartell decided to step down after the 1956 season and his players presented him with a nice going-away present – a 7-2 season and West Liberty's first WVIAC title since the undefeated 1950 team.

After coaching the West Liberty basketball team to a 23-6 season that

coached three undefeated teams. He guided West Liberty to back-to-back bowl victories (1949-50) and set a conference record with a 25-game unbeaten streak that stretched over three seasons. Perhaps even more remarkable is the fact that Bartell achieved these feats on the gridiron while also serving as athletic director, head basketball coach and head baseball coach. He was truly a man for all seasons.

Although West Liberty football was coming off a run of unprecedented success when Bartell took the reins in 1933, the nation's sagging economy was taking its toll on every facet of American life. Intercollegiate athletics were no exception.

West Liberty stopped offering

winter, Ollie Olson took the football reins from Bartell. Olson's football teams won only four games over the next two seasons and he returned to the hardwood sport, where he enjoyed several more successful seasons.

Former Hilltopper grid star Al Blatnik replaced Olson at the football helm and got things headed back in the right direction. Blatnik went 12-12-1 over the next three years, finishing up with a 6-2 record in 1961.

George Kovalick picked up the pace with three straight winning seasons from 1962-64. Kovalick's 1963 team went 7-1-1 to win another WVIAC title.




Bob Roe

Bob Roe followed with a highly-successful stint at the Hilltopper helm. Roe went 50-25-6 (.654) over the next nine seasons, won a pair of WVIAC crowns and led West Liberty to back-to-back NAIA playoff berths in 1970 and 1971.

The Hilltoppers dropped a 12-6 decision to Wofford (S.C.) in the 1970 NAIA national semifinal, which was played in Greensboro, N.C. After winning a second straight WVIAC championship, West Liberty was chosen to "host" a 1971 NAIA semifinal against Livingston (Ala.) at Harding Stadium in Steubenville, Ohio. The Hilltoppers came out on the short end of a 25-2 score in that contest.

That 1970 team featured West Liberty's first two NAIA first-team All-Americans in middle guard Tom Priest and linebacker Dennis Knight. Priest then became the school's first two-time All-American in 1971 when he was honored as a first-team linebacker.



Tom Priest



Dennis Knight

The bespectacled Roe was on the sidelines on Oct. 7, 1972 when college football history was made at West Liberty.

In a mid-season meeting of the unbeaten, the Hilltoppers and West Virginia State had battled to a 14-14 tie after four quarters on Homecoming at West Liberty. In previous years, that's how the game

HILLTOPPER HISTORY

HILLTOPPER FOOTBALL HISTORY, CONTINUED

would have ended but the NAIA had adopted college football's first tiebreaker rule in 1972 – two years before the NFL went to overtime and more than 20 years before major college football embraced the concept.



With his left arm in a sling, Jeff Eppley boots the game-winning field goal against W.Va. State in college football's first overtime game on Oct. 7, 1972.

the drive stalled. On 4th-and-goal from the 12, there was a stir on the Hilltopper sidelines. A couple of teammates helped Eppley pull his helmet over his head and the injured kicker – sling and all – jogged painfully out onto the field.

The snap came back, Eppley's right foot swung through and the football barely cleared the onrushing State linemen. For an agonizing second or two, it looked like the kick might fall short but the ball came down on top of the crossbar and bounced across to give West Liberty a 17-14 victory in college football's first overtime game.

Not only did that 29-yard field goal earn the Hilltoppers a place in college football history, Eppley's story gained national attention later that month when he was featured as one of *Sports Illustrated's* "Faces in the Crowd."

Roe also coached West Liberty's next NFL performer. Lou Piccone was the leading rusher on Roe's 1970 NAIA playoff team and went on to carve out a nine-year pro career with the New York Jets and Buffalo Bills. Piccone led the NFL in kickoff returns during the 1974 season.

Roe's outstanding coaching career at West Liberty came to an end following the 1973 season. Leo Miller, another former Hilltopper griddier, replaced Roe at the helm in 1974 and went 15-20-3 over the next four years.

Miller was at the helm in 1975 when the Hilltoppers and West Virginia State added another page to the record books with one of the wildest games in college football history.

West Virginia State got the ball first in overtime and the West Liberty defense held. A field goal was all the Hilltoppers needed to win but there was a problem. Hilltopper kicker Jeff Eppley had suffered a shoulder separation on the opening kickoff and been taken by ambulance to the hospital in Wheeling. Doctors placed Eppley's arm in a sling and he caught a ride back out to campus to watch the end of the game.

Starting at the State 30, West Liberty picked up a first down and drove inside the 15 before


It was Homecoming in Institute, W.Va. and with the host Yellow Jackets racing out to a 42-13 lead in the fourth quarter, most of the home fans had gotten an early start on their victory celebrations in the stands.

With nothing to lose, Miller sent strong-armed backup quarterback Mike Flannery back into the game with instructions to fill the air with footballs. What followed was one of those magical moments that make college football the spectacle Americans love to embrace every autumn.

Flannery, who had thrown one touchdown pass earlier in the game, fired four more scoring strikes in the waning minutes of the fourth quarter to send the game into overtime and then threw for two more scores during the three overtime periods before the game ended in a 54-54 tie.

That set a college football record which still stands today for the most points ever scored by both teams in a game that ended in a tie. Playing in little more than a quarter and three overtime periods, Flannery had shattered the school and WVIAC single-game records with seven touchdown passes.

John Westenhaver took over from Miller in 1978 and served as head coach for the Hilltoppers from 1978-81.



Mark Murphy

Bay and immediately earned a spot in the Packers secondary.

Murphy was a 12-year regular at Green Bay, splitting time between free safety and strong safety. He was inducted into the Green Bay Packers Hall of Fame in 1998.

Fate wasn't as kind to Westenhaver. Injuries decimated his 1980 squad, which went 0-10-0 for the only winless season in school history. Westenhaver resigned after the 1981 season and Larry Shank took the reins.

Shank was in charge from 1982-89, compiling a 28-49-3

Westenhaver's best team was the 1979 squad which went 7-2-1 and won a WVIAC championship. One of the star performers on that title team was a hard-hitting defensive back from Canton, Ohio named Mark Murphy.

Although Murphy didn't hear his name called during the 1980 NFL Draft, he was signed to a free-agent contract by Green

HILLTOPPER HISTORY


HILLTOPPER FOOTBALL HISTORY, CONTINUED

record. He had a winning season with a 6-4 team in 1987 but stepped down in 1989 after back-to-back 4-6 campaigns.

Bob Eaton, a Glenville State graduate who had been Shank's defensive coordinator, then embarked on what turned out to be the second-longest head coaching stint of any West Liberty football coach.

The son of a former Hilltopper football standout, Eaton served for 15 seasons as West Liberty's head coach. He is No. 2 all-time at West Liberty with 70 coaching wins overall (70-80-1) and 48 West Virginia Conference victories (48-53-1).

His 2000 team went 8-2 and earned the Hilltoppers their first share of a WVIAC championship since 1979. Eaton was voted the 2000 WVIAC Football Coach of the Year.



Greg Dailer

West Liberty had been a driving force behind the WVIAC's move from NAIA to NCAA Division II status during the 1990s. One of many standouts recruited and coached by Eaton, WR Greg Dailer became the Hilltoppers' first NCAA Division II first-team All-American in 1997.

Roger Waialae, who had been the team's offensive coordinator for several years, replaced Eaton in 2005 and remains at the helm. A former small-college All-America quarterback at the University of Dubuque (Iowa), Waialae has led West Liberty to six straight winning seasons for the first time since Sweeney strung together seven consecutive years from 1926-32.



Darren Banks

Waialae's first team in 2005 was led by Derrick Stickles, who won his second WVIAC rushing title to highlight a 6-5 campaign. The 2006 Hilltoppers stunned NCAA Division I-AA Duquesne, 21-19, in Pittsburgh and reeled off six straight wins to earn a runner-up finish in the WVIAC standings. Sophomore cornerback Darren Banks was a first-team All-WVIAC, All-Region and NCAA Division II All-America pick.

West Liberty went 8-3 in 2007 to again finish second in the WVIAC. Freshman QB Zach Amedro set the school's single-season passing record (299.7 ypg.) while Almonzo Banks was a first-team All-American who led the nation in receiving (121.0 ypg.). Darren Banks – no relation –

had a school-record 13 interceptions to earn his second straight first-team All-America honor.

The 2008 Hilltoppers posted their third straight WVIAC runner-up finish. Darren Banks once again led the WVIAC in interceptions and became the first three-time NCAA Division II All-American in league history. Eddie Hills, who had back-to-back 1,100-yard rushing seasons in 2006

and 2007, switched to slot receiver in 2008 and earned first-team All-WVIAC honors again as the conference's receiving leader.



Clay Beeler

Junior LB Nick Harding led the league in tackles to earn his second straight first-team All-WVIAC honor while sophomore LB Clay Beeler was named NCAA Division II National Linebacker of the Year by Don Hansen's Football Gazette. Amedro battled through injuries to throw for more than 2,400 yards.

That set the stage for West Liberty to explode onto the national scene in 2009. After stumbling out of the blocks with a 42-30 loss at nationally-ranked Edinboro (Pa.), WLU closed out the regular season with 10 straight wins – including an 8-0 run through the WVIAC to claim the school's 16th league crown.

The Hilltoppers cracked the Top 25 for the first time in school history and went on to earn West Liberty's first NCAA Division II playoff berth. After a first-round bye, the Hilltoppers avenged their only regular-season defeat in style with a record-setting 84-63 rout of Edinboro before coming up short against California (Pa.) in the national quarterfinals. Russek Field hosted both playoff games.

Amedro rewrote the West Liberty and WVIAC record books by throwing for 4,945 yards – the second-highest total in Division II history – and 49 TDs as the Hilltoppers led the nation in scoring and total offense. Runner-up for the Harlon Hill Trophy as the NCAA Division II national Player of the Year, Amedro was the WVIAC and Atlantic Region Offensive Player of the Year and was chosen as West Virginia's Amateur Athlete of the Year.



Ben Staggs
2009 Gene Upshaw Award

The Hilltopper QB wasn't the only player in the national spotlight. Ben Staggs won the 2009 Gene Upshaw Award as the nation's top NCAA Division II lineman. TE Ryan Travis and CB Derrick Evans also earned first-team All-America honors while All-Region TB Kevon Calhoun ran for 1,529 yards and 22 TDs – both school-records. In all, nine West Liberty players earned All-Region laurels while 10 more earned first-team All-WVIAC honors for a Hilltopper team that finished the 2009 season ranked No. 9 in the nation.

The 2010 West Liberty team became the only Division II school ever to lead the nation in scoring and total offense in back-to-back seasons. The Hilltoppers also posted their sixth consecutive winning season at 7-3

HILLTOPPER HISTORY

HILLTOPPER FOOTBALL HISTORY, CONTINUED



Ryan Travis

but came up just short of an NCAA Division II playoff bid. The 46 wins in Waialae's six seasons at West Liberty is the highest total for any six-year span in Hilltopper football history.

Amedro averaged a WVIAC-record 405.8 passing yards a game and was the Harlon Hill Trophy runner-up again in the closest vote ever. In four seasons, the Hilltopper star completed more passes for more yards than any QB in NCAA Division II history. He repeated as the WVIAC and Atlantic Region Offensive Player of the Year and once again was honored as West Virginia's Amateur Athlete of the Year. Amedro was honored as the D2Football.com National Player of the Week after breaking Flannery's 36-year-old WVIAC record with 8 TD passes in an 82-36 rout of Seton Hill. Travis was a consensus All-American again, leading the nation with a school-record 126 catches for 1,402 yards, while Beeler also earned All-America honors after leading the WVIAC in tackles and earning the league's Defensive Player of the Year Award. In addition, offensive tackle Larry Wriedt was a second-team All-American and defensive back Alec Wood was the WVIAC Defensive Freshman of the Year. A total of 15 Hilltoppers earned All-WVIAC laurels with Amedro, Travis, Beeler, Calhoun and All-Region center Nick Madia all chosen to play in at least one post-season all-star game.

From 2007 to 2010, three-time All-WVIAC standout and two-time Harlon Hill Trophy runner-up Zach Amedro completed more passes for more yards than any quarterback in NCAA Division II history. Here's a look at some of Zach's NCAA records through the 2010 season:

ZACH AMEDRO IN THE NCAA RECORD BOOK

- 14,733 passing yards – NCAA Division II record
- 1,079 pass completions – NCAA Division II record
- 334.8 passing yards per game – NCAA Division II record
- 30 300-yard passing games – NCAA Division II record
- 29 300-yard total offense games – NCAA Division II record
- 14 consecutive 300-yard passing games – NCAA Division II record
- 14 consecutive 300-yard total offense games – NCAA Division II record
- 126 touchdown passes – No. 2 all-time
- 14,598 total offense yards – No. 2 all-time
- 331.8 total offense yards per game – No. 2 all-time

HILLTOPPER HISTORY

SINGLE GAME LEADERS

OFFENSE

RUSHING YARDS

Derrick Stickles vs. WV State (11/8/03)	348
Pete Tuccio (1950)	296
Kevon Calhoun at Concord (11/13/10)	258
Darryl Shipp (1981)	245
Eddy Christian vs. WV Tech (11/4/95)	244

PASSING YARDS

Zach Amedro vs. Edinboro (11/21/09)	540
Zach Amedro at Seton Hill (11/6/10)	525
Zach Amedro vs. Seton Hill (11/10/07)	518
Zach Amedro vs. Shepherd (10/23/10)	487
Zach Amedro vs. WVU (9/25/10)	464

TOUCHDOWNS

Kevon Calhoun vs. Edinboro (11/21/09)	6
Branden Ore vs. Glenville (10/11/08)	5
Kevon Calhoun at Concord (11/13/10)	5
Jermaine Carter at Seton Hill (11/6/10)	4
Almonzo Banks vs. Seton Hill (11/10/07)	4
Derrick Stickles (twice)	4
Greg Dailer vs. WV Tech (11/8/97)	4

RUSHING TOUCHDOWNS

Kevon Calhoun at Concord (11/13/10)	5
Branden Ore vs. Glenville (10/11/08)	5
Kevon Calhoun vs. Edinboro (11/21/09)	4
Derrick Stickles vs. WV Wesley. (10/1/05)	4
Derrick Stickles vs. WV State (11/8/03)	4

RECEIVING YARDS

Almonzo Banks vs. Seton Hill (11/10/07)	292
Greg Dailer vs. St. Joseph (9/20/97)	268
Renard Stevens vs. WV Wes. (10/1/05)	252
Gary Briggs vs. WV Tech (11/7/98)	247
Greg Dailer vs. WVU (10/26/96)	216

TD PASSES

Zach Amedro at Seton Hill (11/6/10)	8
Mike Flannery vs. WV State (1975)	7
Zach Amedro vs. Edinboro (11/21/09)	6
Zach Amedro vs. Lake Erie (9/2/09)	6

RECEPTIONS

Almonzo Banks vs. Seton Hill (11/10/07)	18
Ryan Travis vs. WV Wes. (9/25/10)	15
Almonzo Banks vs. Shepherd (11/27/07)	15
Ryan Travis vs. California (11/28/09)	14
Ryan Travis at Seton Hill (11/6/10)	13
Ryan Travis vs. Charleston (10/30/10)	13
Ryan Travis at WV State (10/16/10)	13
Ryan Travis vs. Glenville (10/9/10)	13
Ryan Travis at Fairmont (9/30/10)	13
Renard Stevens vs. Charleston (11/5/05)	13

TD RECEPTIONS

Jermaine Carter at Seton Hill (11/6/10)	4
Almonzo Banks vs. Seton Hill (11/10/07)	4
Greg Dailer vs. WV Tech (11/8/97)	4
Ryan Travis at WV State (10/16/10)	3
Ryan Travis vs. Shepherd (10/23/10)	3
Kashif Walls vs. Lake Erie (9/12/09)	3
Kashif Walls vs. WVU (9/19/09)	3
Kashif Walls vs. Seton Hill (10/31/09)	3
Almonzo Banks vs. Concord (9/23/06)	3
Doug McClain (1986)	3
Kevin Wilson (1975)	3
Jim Borst (1970)	3
Dave Holland (1969)	3
Ray Prantil (1962)	3



HILLTOPPER HISTORY

SINGLE GAME LEADERS, CONTINUED

DEFENSE

TACKLES

Jim Calhoun vs. Salem (9/10/77)	21
Carl Filut vs. Concord (10/17/87).....	19
Mark Johnston vs. Shepherd (9/27/86).....	19
Doug McDaniel vs. Walsh (7/14/02).....	19
Clay Beeler at Seton Hill (11/6/10).....	18
John Paesano vs. WV Tech (9/7/85).....	18

INTERCEPTIONS

Tom Pannett (1963)	5
Darren Banks vs. Ky. Wesleyan (9/8/07)	4
Darren Banks vs. Fairmont (10/6/07).....	3
Darren Banks vs. Duquesne (9/30/06).....	3
Bryan Culley (twice).....	3
Mark Ceglie at WV Tech (10/28/00).....	3
Tom McKenney vs. WV Wes. (11/7/92)	3
Ian Whittington at WV Wes. (10/1/05).....	3

TACKLES FOR LOSS

Kevin Dixon vs. WV Tech (9/10/05).....	8
Andy Schumacher vs. Glenville (10/5/91).....	8
E.J. Burt vs. Concord (10/7/00).....	6
Doug McDaniel vs. Shepherd (11/4/00).....	6
Kevin Dixon vs. Charleston (11/11/06).....	6

PASS BREAKUPS

Derrick Evans vs. Lake Erie (9/12/09).....	5
Bryan Culley vs. WV Wes. (11/30/90).....	5
Mike Darrah vs. Seton Hill (10/24/05).....	4
Billy Jones vs. WV Tech (10/20/01).....	4
Damaro Wheeler vs. WV Wes. (10/6/01)	4
James Branch vs. WV State (10/15/94).....	4
Bryan Culley vs. WV State (10/16/93)	4
Bryan Culley vs. Va. State (9/11/93).....	4
Dave Tippie vs. Glenville (10/11/91)	4

QB SACKS

Kevin Dixon vs. WV Tech (9/10/05).....	6
E.J. Burt vs. Concord (10/7/00).....	5
Andy Schumacher vs. Glenville (10/5/91).....	5
Clay Beeler at Concord (9/13/08).....	4
Kevin Dixon vs. Ky. Wesleyan (9/9/06).....	4
Ernest Lezeau (1997)	4
John Downard (1986)	4

PASSES DEFENDED

Derrick Evans vs. Lake Erie (9/12/09).....	6
Bryan Culley vs. WV Wes. (11/30/90).....	6
Tom McKenney vs. WV Wes. (11/7/92)	6
Bryan Culley vs. Va. State (9/11/93).....	5
Bryan Culley vs. WV State (10/16/93)	5
Billy Jones vs. WV Tech (10/20/01).....	5
Damaro Wheeler vs. WV Wes. (10/6/01)	5

OTHER RECORDS

LONG FUMBLE RETURN

Derrick Rovira at Seton Hill (11/6/10).....	99
---	----



HILLTOPPER HISTORY

SINGLE SEASON OFFENSIVE LEADERS

RUSHING YARDS

Kevon Calhoun (2009)	1,529
Derrick Stickles (2003)	1,492
Derrick Stickles (2004)	1,458
Branden Ore (2008).....	1,257
Eddie Hills (2007).....	1,107

PASSING YARDS

Zach Amedro (2009).....	4,945
Zach Amedro (2010).....	4,058
Zach Amedro (2007).....	3,297
Jay Gullion (2006).....	2,811
Tim Hicks (2001).....	2,645

PASS ATTEMPTS

Zach Amedro (2009).....	526
Zach Amedro (2010).....	485
Jay Gullion (2006).....	399
Zach Amedro (2007).....	363
Tim Hicks (2001).....	352

RECEIVING YARDS

Ryan Travis (2010).....	1,402
Almonzo Banks (2007).....	1,331
Kashif Walls (2009).....	1,321
Ryan Travis (2009).....	1,250
Greg Dailer (1996).....	1,100

TOUCHDOWN PASSES

Zach Amedro (2009).....	49
Zach Amedro (2010).....	38
Zach Amedro (2007).....	26
Tim Hicks (2001).....	24
Jay Gullion (2006).....	22

TOTAL OFFENSE

Zach Amedro (2009).....	4,921
Zach Amedro (2010).....	4,096
Zach Amedro (2007).....	3,238
Jay Gullion (2006).....	2,639
Tim Hicks (2001).....	2,635

RECEPTIONS

Ryan Travis (2010).....	126
Ryan Travis (2009).....	104
Eddie Hills (2009).....	88
Almonzo Banks (2007).....	88
Renard Stevens (2006).....	71

COMPLETIONS

Zach Amedro (2009).....	343
Zach Amedro (2010).....	329
Zach Amedro (2007).....	236
Jay Gullion (2006).....	230
Tim Hicks (2001).....	196

SCORING

Kevon Calhoun (2009).....	156
Kashif Walls (2009).....	132
Branden Ore (2008).....	120
Kevon Calhoun (2010).....	108
Almonzo Banks (2007).....	108

RUSHING TOUCHDOWNS

Kevon Calhoun (2009).....	22
Branden Ore (2008).....	20
Kevon Calhoun (2010).....	17
Derrick Stickles (2003).....	17
Eddie Hills (2007).....	14

FIELD GOALS

Billy Hager (2007).....	14
Billy Hager (2008).....	13
Billy Hager (2006).....	12
Bruce Reinecker (1994).....	11
Clarke Tobin (1998).....	11

TOUCHDOWN RECEPTIONS

Kashif Walls (2009).....	21
Almonzo Banks (2007).....	18
Greg Dailer (1997).....	16
Ryan Travis (2010).....	15
Ryan Travis (2009).....	14

PAT CONVERSIONS

Mike Blewett (2009).....	78
Mike Blewett (2010).....	55
Billy Hager (2007).....	46
J.C. Kimes (2001).....	38
Billy Hager (2008).....	37

KICK SCORING

Mike Blewett (2009).....	105
Billy Hager (2007).....	88
Billy Hager (2008).....	76
Mike Blewett (2010).....	70
Billy Hager (2006).....	61

ALL-PURPOSE YARDS

Derrick Stickles (2005).....	2,230
Kevon Calhoun (2009).....	1,989
Derrick Stickles (2003).....	1,713
Branden Ore (2008).....	1,606
Kevon Calhoun (2010).....	1,547
Kashif Walls (2009).....	1,547



HILLTOPPER HISTORY

DEFENSE / SPECIAL TEAMS LEADERS

DEFENSE

TACKLES

Jim Calhoun (1977)	192
Carl Filut (1987)	145
John Paesano (1985)	138
Dave Peterson (1995)	137
Dave Peterson (1994)	134

INTERCEPTIONS

Darren Banks (2007)	13
Bryan Culley (1990)	11
Darren Banks (2006)	10
Jay Duffy (1967)	10
Tom McKenney (1992)	10
Tom Pannett (1963)	10

TACKLES FOR LOSS

E.J. Burt (1999)	26.5
E.J. Burt (2000)	26.0
Kevin Dixon (2006)	26.0
Kevin Dixon (2005)	21.0
Doug McDaniel (2002)	20.0

PASS BREAKUPS

Derrick Evans (2009)	21
Bryan Culley (1993)	17
Bryan Culley (1991)	14
Aaron Morris (2005)	13
Bryan Culley (1990)	12

QB SACKS

E.J. Burt (2000)	17
E.J. Burt (1999)	14
Paul Hayes (1997)	14
Kevin Dixon (2006)	13
Andy Schumacher (1991)	12
Lenny Lucotch (1979)	12

PASSES DEFENDED

Derrick Evans (2009)	30
Bryan Culley (1990)	22
Bryan Culley (1993)	20
Darren Banks (2007)	19
Bryan Culley (1991)	19

SPECIAL TEAMS

FIELD GOALS

Billy Hager (2007)	14
Billy Hager (2008)	13
Billy Hager (2006)	12
Bruce Reinecker (1994)	11
Clarke Tobin (1998)	11

KICK RETURN AVG.

Derrick Stickle (2005)	28.6
Darren Banks (2008)	27.4
Ryan Russell (2001)	27.2
Cam Williams (1998)	26.9
Chris Kappas (2004)	24.9

KICK SCORING


Mike Blewett (2009)	105
Billy Hager (2007)	88
Billy Hager (2008)	76
Mike Blewett (2010)	70
Billy Hager (2006)	61

PUNT RETURN AVG.

Ryan Russell (2001)	19.8
Ryan Russell (2002)	14.6
Bryan Culley (1993)	14.5
Darren Banks (2007)	11.0
Gary Briggs (1999)	10.5

PAT CONVERSIONS

Mike Blewett (2009)	78
Mike Blewett (2010)	55
Billy Hager (2007)	46
J.C. Kimes (2001)	38
Billy Hager (2008)	37



HILLTOPPER HISTORY

CAREER OFFENSIVE LEADERS

RUSHING YARDS

Derrick Stickles (02-05)	3,690
Kevon Calhoun (07-10)	2,871
Eddie Hills (06-09)	2,646
Ed Christian (92-95)	2,610
Tim Cortazzo (77-80)	2,537

PASSING YARDS

Zach Amedro (07-10)	14,733
Tim Hicks (98-02)	7,254
Jay Gullion (03-06)	6,206
Jason Richards (92-95)	5,661
Frank Ramirez (96-97)	4,590

PUNTING YDS PER KICK

William Castelamare (06-07)	38.0
Joe Nicholson (81-84)	37.7
Bill Beatty (61-64)	37.4
Terry Kidder (67-70)	36.7

RECEIVING YARDS

Ryan Travis (07-10)	3,328
Greg Dailer (94-97)	2,734
Almonzo Banks (06-07)	2,308
Bill Berg (84-87)	2,199
Damon Brooks (90-93)	2,188

TOUCHDOWN PASSES

Zach Amedro (07-10)	126
Tim Hicks (98-02)	60
Jay Gullion (03-06)	51
Jason Richards (92-95)	48
Frank Ramirez (96-97)	38

TOTAL OFFENSE

Zach Amedro (07-10)	14,598
Tim Hicks (98-02)	7,059
Jay Gullion (03-06)	6,002
Jason Richards (92-95)	5,379
Frank Ramirez (96-97)	4,172

RECEPTIONS

Ryan Travis (07-10)	285
Eddie Hills (06-09)	175
Bill Berg (84-87)	161
Almonzo Banks (06-07)	159
Renard Stevens (05-06)	140

COMPLETIONS

Zach Amedro (07-10)	1079
Tim Hicks (98-02)	508
Jay Gullion (03-06)	478
Jason Richards (92-95)	411
Frank Ramirez (96-97)	293

SCORING

Kevon Calhoun (07-10)	294
Billy Hager (05-08)	275
Derrick Stickles (02-05)	258
Eddie Hills (06-09)	246
Greg Dailer (94-97)	186

TOUCHDOWNS

Kevon Calhoun (07-10)	49
Derrick Stickles (02-05)	43
Eddie Hills (06-09)	41
Greg Dailer (94-97)	31

RUSHING TOUCHDOWNS

Kevon Calhoun (07-10)	43
Derrick Stickles (02-05)	37
Eddie Hills (06-09)	27
Branden Ore (2008)	20
Delino White (01-02)	18
Eddy Christian (92-95)	18

ALL-PURPOSE YARDS

Eddie Hills (06-09)	5,258
Derrick Stickles (02-05)	4,841
Damon Brooks (90-93)	3,919
Kevon Calhoun (07-10)	3,848
Ryan Russell (99-02)	3,847

TOUCHDOWN RECEPTIONS

Ryan Travis (07-10)	34
Greg Dailer (94-97)	28
Almonzo Banks (06-07)	26
Randy Little (71-74)	23
Damon Brooks (90-93)	23

FIELD GOALS

Billy Hager (05-08)	45
Bruce Reinecker (91-94)	27
Mark Marchese (82-85)	26
Clarke Tobin (97-99)	18
J.C. Kimes (00-02)	17

PAT CONVERSIONS

Billy Hager (05-08)	140
Mike Blewett (09-10)	133
Bruce Reinecker (91-94)	98
Mike Blewett (09-10)	78
J.C. Kimes (00-02)	75

KICK SCORING

Billy Hager (05-08)	275
Bruce Reinecker (91-94)	179
Mike Blewett (09-10)	175
J.C. Kimes (00-02)	126
Clarke Tobin (97-99)	118



HILLTOPPER HISTORY

CAREER DEFENSIVE LEADERS

DEFENSE

TACKLES

Rich Brothers (80-83)	406
Dave Peterson (92-95)	361
Dirk Winkler (89-91)	347
Carl Filut (85-87)	326
Clay Beeler (07-10)	324

INTERCEPTIONS

Darren Banks (05-08)	35
Bryan Culley (90-94)	27
Tom McKenney (92-95)	23
Tom Pannett (60-63)	22
Jay Duffy (63-67)	18

TACKLES FOR LOSS

E.J. Burt (97-00)	74.5
Kevin Dixon (04-07)	55
Clay Beeler (07-10)	43.5
Doug McDaniel (00-02)	39
Nick Harding (07-09)	33.5

PASS BREAKUPS

Bryan Culley (90-94)	51
Derrick Evans (07-09)	31
James Branch (94-96)	28
Tom Mckenney (91-94)	23
Dave Tippie (89-92)	23

QB SACKS

E.J. Burt (97-00)	47
Kevin Dixon (04-07)	22
Andy Schumacher (88-91)	21
Earnest Lezeau (94-97)	20
Paul Hayes (96-97)	19

PASSES DEFENDED

Bryan Culley (90-94)	78
Darren Banks (05-08)	57
Tom McKenney (91-94)	46
Derrick Evans (07-09)	45
James Branch (94-96)	35

SPECIAL TEAMS

FIELD GOALS

Billy Hager (05-08)	45
Bruce Reinecker (91-94)	27
Mark Marchese (82-85)	26
Clarke Tobin (97-99)	18
J.C. Kimes (00-02)	17

KICK RETURN AVG.

Ryan Russell (00-02)	24.8
Darren Banks (05-08)	24.0
Cam Williams (97-01)	23.1
Bill Appolloni (86-89)	20.9
Damon Brooks (90-93)	20.6

KICK SCORING

Billy Hager (05-08)	275
Bruce Reinecker (91-94)	179
Mike Blewett (09-10)	175
J.C. Kimes (00-02)	126
Clarke Tobin (97-99)	118

PUNT RETURN AVG.

Tom Pannett (60-63)	15.3
Lou Piccone (71-73)	11.9
Neil Mechling (71-74)	11.4
Bryan Culley (90-94)	9.1
Darren Banks (05-08)	9.0

PAT CONVERSIONS

Billy Hager (05-08)	140
Mike Blewett (09-10)	133
Bruce Reinecker (91-94)	98
J.C. Kimes (00-02)	75
Clarke Tobin (97-99)	64



HILLTOPPER HISTORY

ANNUAL LEADERS

Rushing

(since 1952)

Year	Player	Yds
2010	Kevon Calhoun	1,088
2009	Kevon Calhoun	1,529
2008	Branden Ore	1,257
2007	Eddie Hills	1,107
2006	Eddie Hills	1,105
2005	Derrick Stickles	1,458
2004	Derrick Stickles	594
2003	Derrick Stickles	1,492
2002	Delino White	907
2001	Delino White	633
2000	Travis Jackson	783
1999	Art Miller	692
1998	Art Miller	849
1997	Kyle Patrick	700
1996	David Kendrick	705
1995	Ed Christian	898
1994	Ed Christian	1,015
1993	Jeff Hess	679
1992	Jeff Hess	288
1991	Greg Schumacher	433
1990	Donnie Cantrell	443
1989	Eric Cyrus	466
1988	Jerry Williams	404
1987	Eddie Edwards	419
1986	Eddie Edwards	351
1985	Eddie Edwards	472
1984	Bob Robinson	616
1983	Tim Thomas	505
1982	Alton Johnson	455
1981	Bryan Wolfe	602
1980	Tim Cortazzo	895
1979	Tim Cortazzo	909
1978	Tim Cortazzo	549
1977	Norm Candelore	452
1976	Mike Cain	315
1975	Terry Edwards	791
1974	Terry Edwards	727
1973	Dale Garrett	617
1972	Rick Martini	552
1971	Dale Garrett	394
1970	Lou Piccone	501
1969	Larry Fernandez	484
1968	Tom Fato	349
1967	Tom Fato	439
1966	Vance Diehl	446
1965	Tom Fato	454
1964	Lou Leone	195
1963	Phil Cullen	415
1962	Dave Kovalick	356
1961	Bob Schuetz	563
1960	Roy Kazimakis	335
1959	Roy Kazimakis	565
1958	Charlie Basil	223
1957	Ron Corey	389
1956	Jerry Myers	784
1955	Jerry Myers	616
1954	Steve Burda	873
1953	Jack Donovan	436
1952	Jack Donovan	324

Passing

(since 1952)

Year	Player	Com	Att	Yds
2010	Zach Amedro	329	485	4,058
2009	Zach Amedro	343	526	4,945
2008	Zach Amedro	171	282	2,433
2007	Zach Amedro	236	363	3,297
2006	Jay Gullion	203	399	2,811
2005	Jay Gullion	139	255	1,798
2004	Jay Gullion	77	138	1,189
2003	Mike Clark	86	160	1,140
2002	Tim Hicks	175	311	2,500
2001	Tim Hicks	196	352	2,645
2000	Tim Hicks	100	219	1,484
1999	Jason Bolin	77	182	1,157
1998	Jason Bolin	56	123	977
1997	Frank Ramirez	131	252	2,064
1996	Frank Ramirez	150	274	2,544
1995	Jason Richards	116	221	1,896
1994	Jason Richards	72	173	1,010
1993	Jason Richards	130	273	1,811
1992	Jason Richards	93	162	1,029
1991	Brian Fargus	101	238	1,343
1990	Brian Fargus	53	139	796
1989	Mike Coukart	67	175	814
1988	Doug Karas	99	217	1,135
1987	Doug Karas	145	307	1,927
1986	Doug Karas	73	163	978
1985	Earl Hoffman	81	168	941
1984	Tom Valentine	51	126	735
1983	Tom Thomas	61	145	841
1982	Greg Suba	37	87	531
1981	Frank Zebrasky	144	290	1,790
1980	Frank Zebrasky	100	196	1,200
1979	Frank Zebrasky	104	201	1,206
1978	Chuck Hoose	89	196	1,039
1977	Chuck Hoose	92	197	1,133
1976	Chuck Hoose	78	165	1,018
1975	Joe Pepe	42	99	825
1974	Joe Pepe	69	143	1,045
1973	Kevin Bonitatibus	41	94	686
1972	Jim Brinkman	71	161	1,049
1971	Jim Brinkman	57	134	836
1970	Jerry Fato	63	146	935
1969	Jerry Fato	79	155	1,227
1968	Jerry Fato	51	133	652
1967	Phil Comer	45	120	748
1966	Phil Comer	42	85	634
1965	Phil Comer	30	71	400
1964	Ken Hamilton	25	67	308
1963	Ken Hamilton	66	162	1,104
1962	Ken Hamilton	81	174	1,312
1961	Jack Schuetz	30	52	476
1960	James Heil	22	54	238
1959	Jack Schuetz	60	98	1,017
1958	Frank Bland	12	25	155
1957	Rich Canestraro	35	83	535
1956	Rich Canestraro	21	67	398
1955	Lou Flores	44	84	619
1954	Steve Burda	19	42	271
1953	Lou Flores	22	40	310
1952	Nelson Garden	22	45	337

Total Offense

(since 1952)

Year	Player	Yds
2010	Zach Amedro	4,058
2009	Zach Amedro	4,921
2008	Zach Amedro	2,343
2007	Zach Amedro	3,238
2006	Jay Gullion	2,639
2005	Jay Gullion	1,798
2004	Jay Gullion	1,091
2003	Mike Clark	1,140
2002	Tim Hicks	2,583
2001	Tim Hicks	2,635
2000	Tim Hicks	1,356
1999	Jason Bolin	1,368
1998	Jason Bolin	1,310
1997	Frank Ramirez	1,885
1996	Frank Ramirez	2,305
1995	Jason Richards	1,843
1994	Jason Richards	1,885
1993	Jason Richards	1,689
1992	Jason Richards	962
1991	Brian Fargus	1,014
1990	Brian Fargus	724
1989	Mike Coukart	791
1988	Doug Karas	1,245
1987	Doug Karas	1,910
1986	Doug Karas	965
1985	Rich Cernansky	858
1984	Tom Valentine	873
1983	Tom Thomas	1,295
1982	Tom Thomas	751
1981	Frank Zebrasky	1,756
1980	Frank Zebrasky	1,135
1979	Frank Zebrasky	1,241
1978	Chuck Hoose	973
1977	Chuck Hoose	1,069
1976	Chuck Hoose	998
1975	Joe Pepe	901
1974	Joe Pepe	1,230
1973	Kevin Bonitatibus	760
1972	Jim Brinkman	1,312
1971	Jim Brinkman	860
1970	Jerry Fato	1,053
1969	Jerry Fato	1,251
1968	Jerry Fato	690
1967	Phil Comer	835
1966	Phil Comer	720
1965	Phil Comer	504
1964	Ken Hamilton	258
1963	Ken Hamilton	1,100
1962	Ken Hamilton	1,352
1961	Jack Schuetz	602
1960	Roy Kazimakis	335
1959	Jack Schuetz	1,176
1958	Charlie Basil	306
1957	Rich Canestraro	620
1956	Jerry Myers	784
1955	Jerry Myers	746
1954	Steve Burda	1,143
1953	Jack Donovan	686
1952	Jack Donovan	632

HILLTOPPER HISTORY

ANNUAL LEADERS, CONTINUED

Receiving Yards (since 1977)


Year	Player	Yds
2010.....	Ryan Travis.....	1,402
2009.....	Kashif Walls.....	1,321
2008.....	Eddie Hills.....	811
2007.....	Almonzo Banks.....	1,331
2006.....	Renard Stevens.....	741
2005.....	Renard Stevens.....	1,016
2004.....	Brian Syzdek.....	555
2003.....	Rickey Thomas.....	299
2002.....	Ryan Russell.....	762
2001.....	Ryan Russell.....	724
2000.....	Ryan Russell.....	525
1999.....	Gary Briggs.....	640
1998.....	Gary Briggs.....	762
1997.....	Greg Dailer.....	1,071
1996.....	Greg Dailer.....	1,100
1995.....	Marcus Davis.....	740
1994.....	John Cummins.....	565
1993.....	Damon Brooks.....	514
1992.....	John LaRoche.....	422
1991.....	Damon Brooks.....	557
1990.....	Damon Brooks.....	804
1989.....	Rich Elias.....	349
1988.....	Rich Elias.....	736
1987.....	Bill Berg.....	824
1986.....	Bill Berg.....	683
1985.....	Bill Berg.....	513
1984.....	Doug McClain.....	319
1983.....	Lance LaFollette.....	321
1982.....	Lance LaFollette.....	412
1981.....	Jeff Seckman.....	779
1980.....	Jeff Seckman.....	545
1979.....	Mike Johnson.....	618
1978.....	Mike Johnson.....	391
1977.....	Mike Johnson.....	394

Receptions (since 1977)

Year	Player	Yds
2010.....	Ryan Travis.....	126
2009.....	Ryan Travis.....	104
2008.....	Eddie Hills.....	61
2007.....	Almonzo Banks.....	88
2006.....	Renard Stevens.....	71
2005.....	Renard Stevens.....	69
2004.....	Brian Syzdek.....	30
2003.....	Rickey Thomas.....	24
2002.....	Ryan Russell.....	54
2001.....	Ryan Russell.....	50
2000.....	Ryan Russell.....	34
1999.....	Gary Briggs.....	37
1998.....	Gary Briggs.....	35
1997.....	Greg Dailer.....	53
1996.....	Greg Dailer.....	60
1995.....	Marcus Davis.....	50
1994.....	John Cummins.....	40
1993.....	Damon Brooks.....	34
1992.....	John LaRoche.....	42
1991.....	Damon Brooks.....	36
1990.....	Damon Brooks.....	35
1989.....	Rich Elias.....	30
1988.....	Rich Elias.....	56
1987.....	Bill Berg.....	55
1986.....	Bill Berg.....	54
1985.....	Bill Berg.....	39
1984.....	Doug McClain.....	17
1983.....	Lance LaFollette.....	27
1982.....	Lance LaFollette.....	27
1981.....	Jeff Seckman.....	58
1980.....	Jeff Seckman.....	38
1979.....	Mike Johnson.....	52
1978.....	Mike Johnson.....	30
1977.....	Mike Johnson.....	29

Scoring (since 1977)

Year	Player	Pts
2010.....	Kevon Calhoun.....	108
2009.....	Kevon Calhoun.....	156
2008.....	Branden Ore.....	120
2007.....	Almonzo Banks.....	108
2006.....	Billy Hager.....	61
2005.....	Derrick Stickles.....	150
2004.....	Derrick Stickles.....	56
2003.....	Derrick Stickles.....	104
2002.....	Delino White.....	72
2001.....	Delino White.....	54
2000.....	Ryan Russell.....	48
1999.....	Gary Briggs.....	42
1998.....	Clarke Tobin.....	51
1997.....	Greg Dailer.....	100
1996.....	David Kendrick.....	54
1995.....	Ed Christian.....	56
1994.....	Bruce Reinecker.....	54
1993.....	Bruce Reinecker.....	54
1992.....	Bruce Reinecker.....	33
1991.....	Damon Brooks.....	54
1990.....	Damon Brooks.....	42
1989.....	Jerry Williams.....	26
1988.....	Jerry Williams.....	20
1987.....	Eddie Edwards.....	30
1986.....	Bill Berg, Doug McClain.....	30
1985.....	Eddie Edwards.....	30
1984.....	Tom Thomas.....	36
1983.....	Mark Marchese.....	42
1982.....	Alton Johnson.....	42
1981.....	D.Shipp, L.LaFollette, B.Wolfe.....	30
1980.....	Tim Cortazzo.....	30
1979.....	Frank Zebrasky.....	56
1978.....	Chuck Hoose.....	26
1977.....	Mike Johnson.....	20



HILLTOPPER HISTORY

ANNUAL LEADERS, CONTINUED

Tackles

(since 1977)

Year	Player	Tackles
2010.....	Clay Beeler.....	82
2009.....	Clay Beeler.....	113
2008.....	Nick Harding.....	115
2007.....	Nick Harding.....	105
2006.....	J.G. Baynes.....	69
2005.....	J.J. Guida.....	88
2004.....	Wyatt O'Neil.....	104
2003.....	Wyatt O'Neil.....	89
2002.....	Doug McDaniel.....	112
2001.....	Billy Jones.....	76
2000.....	Doug McDaniel.....	80
1999.....	Matt Scott.....	89
1998.....	Brian Gehrig.....	81
1997.....	Dan Griffin.....	65
1996.....	Mark Mikluscak.....	112
1995.....	Dave Peterson.....	137
1994.....	Dave Peterson.....	113
1993.....	Chris Huffman.....	71
1992.....	Tim Wyant.....	88
1991.....	Dirk Winkler.....	109
1990.....	Dirk Winkler.....	127
1989.....	Emilio Traversa.....	73
1988.....	Shawn Schwertfeger.....	111
1987.....	Mark Johnston.....	108
1986.....	Mark Johnston.....	102
1985.....	John Paesano.....	138
1984.....	Mike McVey.....	99
1983.....	Mike Martin.....	86
1982.....	Rich Brothers.....	127
1981.....	Stacey Agnew, Julius Wallace.....	87
1980.....	Rich Brothers.....	123
1979.....	Mark Murphy.....	122
1978.....	n/a
1977.....	Jim Calhoun.....	90

QB Sacks

(since 1977)

Year	Player	Sacks
2010.....	Isaac Omaitis.....	6
2009.....	Isaac Omaitis, Nick Harding.....	6
2008.....	Clay Beeler.....	9
2007.....	Drew Cannon.....	6
2006.....	Kevin Dixon.....	11
2005.....	Kevin Dixon.....	6
2004.....	W.O'Neil, A.Gilmore, M.Darone.....	3
2003.....	Six Players.....	1
2002.....	Matt Darone.....	6
2001.....	Randy Feesler.....	6
2000.....	E.J. Burt.....	17
1999.....	E.J. Burt.....	14
1998.....	E.J. Burt.....	7
1997.....	Lisiate Makoni.....	6
1996.....	Ernest Lezeau.....	4
1995.....	E.Lezeau, P.Livingston, C.Daniels.....	3
1994.....	Paul Hayes.....	13
1993.....	Paul Hayes.....	5
1992.....	Dugan Dietz.....	11
1991.....	Andy Schumacher.....	12
1990.....	Craig Yurkovich.....	8
1989.....	Ted Gorman, Cary Brown.....	5
1988.....	Cary Brown.....	5
1987.....	Greg Moray.....	6
1986.....	Jim Lazear.....	6
1985.....	Jim Lazear, Rick Camilletti.....	6
1984.....	Rob Miller.....	3
1983.....	Mike Martin.....	6
1982.....	Stacey Agnew.....	8
1981.....	Stacey Agnew.....	5
1980.....	Stacey Agnew.....	3
1979.....	Lenny Lucotch.....	12
1978.....	n/a
1977.....	Jim Calhoun.....	8

Interceptions

(since 1977)

Year	Player	Ints
2010.....	Mike Buffo, Carl Hayes.....	2
2009.....	Derrick Evans.....	9
2008.....	Darren Banks.....	7
2007.....	Darren Banks.....	13
2006.....	Darren Banks.....	10
2005.....	Ian Whittington.....	7
2004.....	Wyatt O'Neil, Nick Tucker.....	2
2003.....	Wyatt O'Neil.....	2
2002.....	Ryan Mosley.....	3
2001.....	B.Jones, D.Wheeler, D.Jeter.....	4
2000.....	Bobby DeLeon.....	4
1999.....	Bobby DeLeon, Mark Ceglie.....	4
1998.....	Mark Ceglie.....	5
1997.....	Mark Ceglie, Dan Griffin.....	3
1996.....	James Branch.....	3
1995.....	Mark Mikluscak.....	3
1994.....	Tom McKenney, Bryan Culley.....	7
1993.....	Tom McKenney.....	6
1992.....	Tom McKenney.....	10
1991.....	Bryan Culley.....	5
1990.....	Bryan Culley.....	11
1989.....	Emilio Traversa.....	5
1988.....	J.R. Kinney.....	3
1987.....	C.Whitlatch, M.Johnston, L.Haer.....	2
1986.....	Mark Johnston, Greg Burkhamer.....	4
1985.....	John Richards.....	6
1984.....	Kerry Bender.....	4
1983.....	Rob Caldwell.....	5
1982.....	Mark Nardone.....	4
1981.....	John Zymank.....	3
1980.....	Tim Keane, Paul Peluchette.....	4
1979.....	Mark Murphy, Steve Rosser.....	5
1978.....	Mark Murphy, Doug Yandrich.....	3
1977.....	Hobie Baker.....	5



HILLTOPPER HISTORY

ALL-TIME POSTSEASON GAMES

1949 SMOKY MOUNTAIN BOWL

November 24, 1949
West Liberty 20
Western Carolina 0

BRISTOL, Tenn. — West Liberty's defense put the turkey on the table in the Hilltoppers' first post-season game, pitching a 20-0 shutout against Western Carolina before a rain-soaked Thanksgiving Day crowd in the inaugural Smoky Mountain Bowl.

Coach Joe Bartell's unbeaten squad overwhelmed the Catamounts from the start as Western Carolina's return man slipped and fell at his own 1 while trying to bring Gene Deprosperis's opening kickoff out of the end zone.

A short punt set West Liberty up at the Catamount 27. Five snaps later, Bill Young – the Hilltoppers' Little All-America back – slashed into the end zone for a 6-0 West Liberty lead.

That would be all the offense the Hilltoppers needed as Western Carolina never got inside the WLSC 30. The Catamounts managed just 32 rushing yards all day and were kept bottled up in their own end of the field by West Liberty punter Earl Schaub, who averaged a booming 47 yards per kick on his five punts.

The Hilltopper defense gave its offense a short field to work with on the other two touchdown drives, as well.

In the second quarter, Don McGhee intercepted a Western Carolina pass and ran it back to the Catamount 38. Jerry Mosso capped a 7-play scoring surge with a 1-yard dive and Young tacked on the PAT with a pass to Wilbur Staley on a fake kick to give West Liberty a 13-0 halftime lead.

A fumble recovery by Moe Mirides at the Western Carolina 28 set up the game's final touchdown midway through the third quarter. Coach Bartell dug into his bag of tricks for this one as Jack Saunders sprinted untouched into the end zone on a 16-yard run off a "Statue-of-Liberty" handoff from Young. DeProsperis's PAT closed out the scoring.

Despite the sloppy conditions, the Hilltoppers rolled up more than 200 rushing yards. Young was voted "Back of the Game" by the local media.

West Liberty 20, Western Carolina 0

Western Carolina 0 0 0 0 – 0

West Liberty 6 7 7 0 – 20

WL: Bill Young 3 run (kick failed)

WL: Jerry Mosso 1 run (Wilbur Staley pass from Bill Young)

WL: Jack Saunders 16 run (Gene Deprosperis kick)

1950 PYTHIAN BOWL

December 9, 1950
West Liberty 28
Appalachian State (N.C.) 26

SALISBURY, N.C. — Pete Tuccio slammed into the end zone from a yard out with just 55 seconds remaining to cap West Liberty's 28-26 come-from-behind victory against Appalachian State in the 1950 Pythian Bowl before 4,500 fans at Shuford Stadium on the campus of Catawba College.

The West Virginia squad overcame a two-touchdown deficit in the final 8 minutes to stretch its unbeaten streak to 19 games.

Appalachian State took a 26-14 lead on an 11-yard touchdown run by Jack Groce midway through the fourth quarter but West Liberty answered with a 77-yard scoring drive – capped by a 3-yard Tuccio touchdown burst – to pull within range at 26-21.

The WLSC defense stuffed the North Carolina Hilltoppers, forcing a punt, and West Liberty took over at its own 29.

With time becoming a factor, Tuccio went to the air and found Frank Gerard with a 38-yard completion that put the ball in Appalachian State territory. Back-to-back penalties pushed West Liberty back onto its own side of the 50 but Tuccio dialed long-distance one more time.

Appalachian State hit a couple of big plays in the early going to grab a 13-0 lead but West Liberty – which got a total of 250 rushing yards from workhorses Henry Healy, Jack Donovan and Tuccio – got on the board with a 1-yard run from Healy in the waning seconds of the first quarter.

Neither team scored in the second quarter and they traded touchdowns in the third quarter to set the stage for the thrilling finish.

Tuccio set a West Virginia Conference record with 296 yards of total offense. The West Liberty Hall-of-Famer completed 7-of-8 passes for 221 yards and rushed for 75 yards.

West Liberty 28, Appalachian State 26

West Liberty 7 0 7 14 – 28

Appalachian State 13 0 7 6 – 26

App: Dan Felton 60 pass from Al Hooks (Cross kick)

App: Gabriel 1 run (kick failed)

WL: Healy 1 run (Bartell kick)

WL: Tuccio 13 run (Bartell kick)

App: Groce 25 run (Cross kick)

App: Groce 11 run (kick failed)

WL: Tuccio 3 run (Bartell kick)

WL: Tuccio 1 run (Bartell kick)

A: 4,500

	<u>WL</u>	<u>APP</u>
First downs	18	14
Rushing yards	250	135
Passing yards	221	157
Total Yards	471	292

HILLTOPPER HISTORY

ALL-TIME POSTSEASON GAMES, CONTINUED

NAIA NATIONAL SEMIFINAL

November 26, 1970

No. 1 Wofford 12

No. 6 West Liberty 6

GREENVILLE, S.C. — No. 1 Wofford, behind the running of Bobby Jordan and the defensive play of safety Dean Lemler, pounded out a 12-6 victory over No. 6 West Liberty in an NAIA national semifinal at Furman University's SIRRINE Stadium.

Jordan ran for 137 yards on 19 carries and scored both Wofford touchdowns while Lemler turned in a pair of drive-killing interceptions.

West Liberty was led offensively by Lou Piccone, who ran for 102 yards on 19 carries and scored the Hilltoppers' lone touchdown in the third quarter.

Lemler almost single-handedly kept West Liberty off the scoreboard in the first half, ending the Hilltoppers' first drive with an interception at the Wofford 31 and snuffing out another scoring threat with an end zone pick.

Jordan provided the only scoring in the first two quarters, bolting 61 yards over right tackle for a touchdown at 8:31 of the first quarter. The PAT sailed wide right and the Terriers nursed the 6-0 lead for the rest of the half.

The Hilltoppers hit the board in the third quarter when Piccone capped a 73-yard, 14-play march with a 4-yard TD run over the right side. The PAT was blocked, keeping the game tied at 6-6.

Wofford answered with a 74-yard, 9-play scoring drive. Jordan's 6-yard TD run in the final minute of the third quarter put the Terriers ahead to stay.

West Liberty drove deep into Wofford territory in the game's final minute only to see the Terriers' Ronnie Wilson make a diving interception at his own 24 to preserve the victory with just 45 seconds to play.

Piccone, who would lead the NFL in kickoff returns a few years later as a member of the New York Jets, led a Hilltopper rushing attack that netted 209 yards while quarterback Jerry Fato finished 8-of-18 through the air for 78 yards.

Wofford (S.C.) 12, West Liberty 6

West Liberty 0 0 6 0 - 6

Wofford 6 0 6 0 - 12

W: Bobby Jordan 61 run (kick failed)

WL: Lou Piccone 4 run (kick blocked)

W: Bobby Jordan 4 run (run failed)

A: 8,600

	<u>WOFF</u>	<u>WL</u>
1st downs	14	17
Yds rushing	250	209
Yds passing	74	78
Passing	7-15-1	8-18-3
Punting	6-34.1	5-28.4
Penalties	3-42	6-53
Fumbles-lost	2	2

NAIA NATIONAL SEMIFINAL

November 26, 1971

No. 1 Livingston (Ala.) 25

No. 5 West Liberty 2

STUEBENVILLE, Ohio – No. 1-ranked Livingston (Ala.) used a stifling defense and opportunistic offense to knock off No. 5 West Liberty, 25-2, in an NAIA national semifinal. It was the second straight year Coach Bob Roe's Hilltoppers had lost in the NAIA "Final Four."

West Liberty struck first with a safety on Livingston's opening possession when a bad snap on a Tiger punt sailed out of the end zone but that proved to be the high-water mark for the hosts. West Liberty never got anything going on offense – the Hilltoppers were held to just one first down all night – but blanked the Alabama squad over the first two quarters to take the 2-0 lead into intermission.

The Tigers returned the second half kickoff into West Liberty territory, setting up a short touchdown toss from Clemit Spruiell to Tommy Cartwright for a 6-2 Livingston lead.

West Liberty failed to move the sticks on its ensuing possession and punted back to the Tigers. This time, Spruiell found a sprinting Leo Wright behind the Hilltopper secondary for a 36-yard touchdown pass which pushed the score to 12-2.

Coached by the legendary Mickey Andrews – who would go on to serve for many years as Bobby Bowden's defensive coordinator at Florida State – Livingston switched to a deceptive wishbone attack in the fourth quarter and halfback Larry Lightfoot closed out the scoring with touchdown runs of 7 and 6 yards.

Facing a fierce pass rush throughout the night, Hilltopper quarterbacks completed just 4-of-20 passes for 20 yards and threw 3 interceptions. With sack yardage subtracted from West Liberty's rushing total, the Hilltoppers finished the game with just 9 net rushing yards.

Spruiell completed 10-of-17 passes for 136 yards and 2 TDs while Lightfoot ran for 81 yards on 18 carries to lead Livingston, which now competes in the NCAA Division II ranks as the University of West Alabama.

Livingston (Ala.) 25, West Liberty 2

Livingston (Ala.) 0 0 12 13 - 25

West Liberty 2 0 0 0 - 2

WL: Safety, punt snap out of end zone

Liv: Tommy Cartwright 1 pass from Clemit Spruiell (kick failed)

Liv: Leo Wright 36 pass from Clemit Spruiell (run failed)

Liv: Larry Lightfoot 7 run (pass failed)

Liv: Lightfoot 6 run (Green kick)

	<u>LIV</u>	<u>WL</u>
First downs	14	1
Yards Rushing	161	9
Yards Passing	148	20
Total Offense	309	29
Passing	12-21-0	4-20-3
Punts	6-36.3	9-34.9
Fumbles-lost	3	0
Penalty yards	125	0

HILLTOPPER HISTORY

ALL-TIME POSTSEASON GAMES, CONTINUED

NCAA DIVISION II REGIONAL SEMIFINAL

November 21, 2009

Edinboro (Pa.) 63

No. 9 West Liberty 84

WEST LIBERTY, W.Va. – Zach Amedro passed for a school-record 540 yards and 6 touchdowns while Kevon Calhoun scored 6 touchdowns and topped the 100-yard mark in rushing and receiving as the Hilltoppers routed Edinboro (Pa.), 84-63, in an NCAA Division II regional semifinal.

The overflow crowd had barely settled into their seats at Russek Field before Kashif Walls raced 80 yards to paydirt with the opening kickoff and West Liberty had a 7-0 lead.

The Fighting Scots answered with a 21-yard scoring toss from Trevor Harris to David Bostic but the Hilltoppers scored touchdowns on their next nine possessions to put the game out of reach in the third quarter.

Amedro went over the 400-yard passing mark before intermission as West Liberty rolled to a 56-21 halftime lead but the Hilltoppers were far from finished.

Edinboro tried to stop the bleeding when Gary Nolen returned the second half kickoff 88 yards for a touchdown, cutting the gap to 56-28, but Amedro's fifth and sixth TD tosses of the day – 11 yards to Willie Walker and a 4-yard flip to Walls – put the game on ice with an eye-popping 70-28 lead midway through the third quarter.

Amedro completed 27-of-32 passes for 540 yards and 6 TDs. He went over the 10,000-yard passing mark for his career and shattered the WVIAC single-season record for passing yards (4,580) and TD passes (47).

Calhoun carried 18 times for 173 yards and 4 TDs and was one of West Liberty's four 100-yard receivers with 3 catches for 116 yards and 2 more scores. His 6 touchdowns were also No. 2 on the NCAA single-game playoff list.

Walls had 6 catches for 137 yards and 2 touchdowns while Eddie Hills caught 5 passes for 116 yards and a score. Ryan Travis added 110 receiving yards on 8 receptions.

Edinboro's Harris set NCAA Division II playoff records by completing 50-of-76 passes for 630 yards in a losing cause.

West Liberty 84, Edinboro 63

Edinboro 7 14 28 14 – 63

West Liberty 28 28 21 7 – 84

WL-Walls 80 kickoff return (Blewett kick)
Ed-Bostic 21 pass from Harris (Romanias kick)
WL-Amedro 13 run (Blewett kick)
WL-Walls 46 pass from Amedro (Blewett kick)
WL-Calhoun 1 run (Blewett kick)
WL-Calhoun 85 pass from Amedro (Blewett kick)
Ed-Brown 4 pass from Harris (Romanias kick)
WL-Calhoun 13 pass from Amedro (Blewett kick)
Ed-Bostic 2 run (Romanias kick)
WL-Hills 33 pass from Amedro (Blewett kick)
WL-Calhoun 1 run (Blewett kick)
Ed-Nolen 88 kickoff return (Romanias kick)
WL-Walker 11 pass from Amedro (Blewett kick)
WL-Walls 4 pass from Amedro (Blewett kick)
Ed-Marino 33 pass from Harris (Romanias kick)
Ed-Harris 2 run (Romanias kick)
WL-Calhoun 20 run (Blewett kick)
Ed-Jeter 9 pass from Harris (Romanias kick)
Ed-Johnson 6 pass from Harris (Romanias kick)
WL-Calhoun 12 run (Blewett kick)
Ed-Harris 1 run (Romanias kick)

Game Statistics

RUSHING: Edinboro 26-50, Bostic 6-30, Harris 17-17, Battles 2-3, Nolen 1-0. West Liberty 31-174, Calhoun 18-173, Hills 3-9, Burress 4-3, Travis 1-2, Amedro 5-(-13).

PASSING: Edinboro 50-76-630-5td-1x (all by Harris). West Liberty 27-32-540-6td-0x (all by Amedro).

RECEIVING: Edinboro 50-630, Nolen 11-136, Johnson 11-126, Bostic 6-72, Brown 6-43, Marino 5-95, Jeter 5-83, DePaolo 5-64, Walker 1-11. West Liberty 27-540, Walls 6-137, Hills 5-116, Calhoun 3-116, Travis 8-110, Walker 5-61.

First downs: Edinboro 40, West Liberty 30

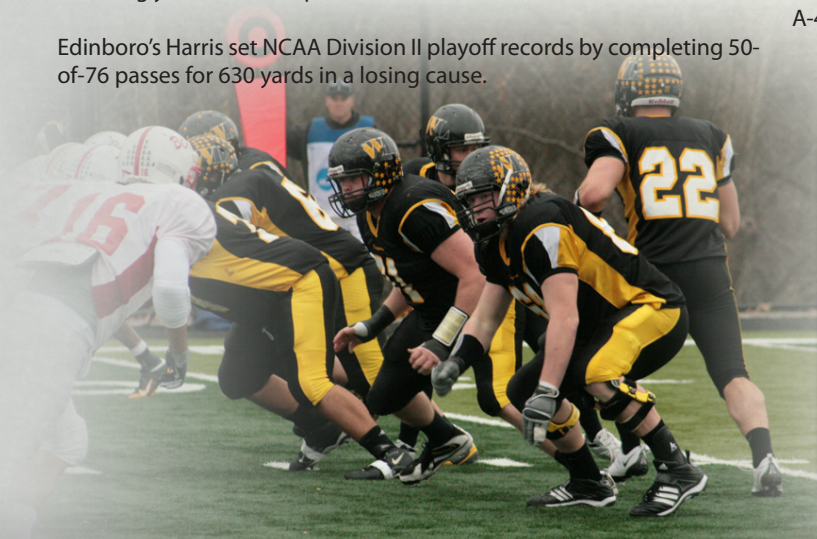
Fumbles: Edinboro 0-0, West Liberty 2-2

Penalties: Edinboro 12-109, West Liberty 9-101

Time of Possession: Edinboro 33:04,

West Liberty 26:56

A-4,131



HILLTOPPER HISTORY



ALL-TIME POSTSEASON GAMES, CONTINUED

NCAA DIVISION II REGIONAL CHAMPIONSHIP

November 28, 2009

No. 22 California (Pa.) 57

No. 9 West Liberty 35

WEST LIBERTY, W.Va. –A nightmarish second quarter proved too much for even the nation’s No. 1 offense to overcome as playoff-tested California (Pa.) handed West Liberty a 57-35 loss in the NCAA Division II Super Region One championship game at Russek Field.

The Vulcans held the ball for more than 11 minutes during the second quarter and outscored the Hilltoppers by a 23-0 margin over that span to take a 36-7 lead at intermission.

When California opened the second half with a 55-yard TD bomb from Josh Portis to Terrance Moore, the stunned hosts found themselves looking up at a 43-7 deficit.

Kevon Calhoun answered for the Hilltoppers with a 3-yard touchdown run and West Liberty cut the lead to 43-21 at 2:26 of the third quarter when Jeremy Presley blocked a California punt and Derrick Evans recovered in the end zone.

But the Vulcans put West Liberty away with a pair of fourth-quarter touchdown drives. Playing with an injured throwing shoulder, Zach Amedro fired touchdown passes of 40 and 57 yards to Willie Walker in the final 15 minutes but it was too little, too late.

Amedro put the wraps on an historic junior season by completing 29-of-45 passes for 365 yards and 2 touchdowns. It was his 13th consecutive 300-yard game in passing and total offense – both NCAA Division II records. His 4,945 passing yards were the second-highest season total in NCAA Division II history.

Calhoun ran for 81 yards and 2 TDs on 13 carries while adding 74 receiving yards on 4 catches. His season totals of 1,529 rushing yards, 26 TDs, 22 rushing TDs and 156 points all set West Liberty records.

Ryan Travis had 14 receptions for 85 yards to go over 100 catches for the year while Walker had his second career 100-yard receiving game with 3 catches for 113 yards.

California (Pa.) 57, West Liberty 35

California (Pa.)	13	23	7	14	–	57
West Liberty	7	0	14	14	–	35

Cal-Moore 17 pass from Portis (Domonkos kick)
 WL-Calhoun 2 run (Blewett kick)
 Cal-Brown 40 run (run failed)
 Cal-Jackson 26 pass from Portis (run failed)
 Cal-FG Domonkos 31
 Cal-Williamson 22 pass from Portis (Domonkos kick)
 Cal-Jackson 2 pass from Portis (Domonkos kick)
 Cal-Moore 55 pass from Portis (Domonkos kick)
 WL-Calhoun 3 run (Blewett kick)
 WL-Evans recovered blocked punt in end zone (Blewett kick)
 Cal-Bacco 7 run (Domonkos kick)
 WL-Walker 57 pass from Amedro (Blewett kick)
 Cal-Bacco 6 run (Domonkos kick)
 WL-Walker 40 pass from Amedro (Blewett kick)

Game Statistics

RUSHING: California 42-283, Bacco 17-173, Brown 13-74, Portis 8-26, Johnson 2-6, Anderson 2-4. West Liberty 20-89, Calhoun 13-81, Burress 1-13, Hills 1-8, Travis 2-(-1), Amedro 3-(-12).

PASSING: California 18-33-318-5td-1x (all by Portis). West Liberty 29-46-365-2td-3x (Amedro 29-45-365-2td-3x, Kiedaisch 0-1-0-0-0).

RECEIVING: California 18-318, Moore 5-158, Jackson 5-67, Williamson 4-47, Cherry 3-38, Brown 1-8. West Liberty 29-365, Walker 3-113, Travis 14-85, Calhoun 4-74, Hills 5-63, Lee 1-19, Walls 1-8, Burress 1-3.

First downs: California 25, West Liberty 22

Fumbles: California 0-0, West Liberty 0-0

Penalties: California 3-38, West Liberty 7-76

Time of Possession: California 32:29, West Liberty 27:25

A-4,137



HILLTOPPER HISTORY

ALL-TIME HILLTOPPER HONOR ROLL

HARLON HILL TROPHY (D2 Player of the Year)

2010: Zach Amedro (runner-up)
2009: Zach Amedro (runner-up)
2008: Darren Banks (regional finalist)
2005: Derrick Stickles (regional finalist)

GENE UPSHAW AWARD (D2 Lineman of the Year)

2009: Ben Staggs

ALL-AMERICANS NAIA

1961
Burl Holmes, DT (2nd)
1970
Dennis Knight, LB (1st)
Tom Priest, OG (1st)
1971
Tom Priest, LB (1st)
Mickey Sworden, DT (2nd)
1972
Mickey Sworden, DT (2nd)
1981
Lance LaFollette, WR (2nd)

1989
Emilio Traversa, DB (2nd)
1994
Manny Gonzalez, LB (2nd)

NCAA Division II

1997
Greg Dailer, WR (1st)
2006
Darren Banks, DB (1st)
2007
Almonzo Banks, WR (1st)
Darren Banks, DB (1st)
2008
Darren Banks, DB (1st)
Clay Beeler, LB (1st)
2009
Zach Amedro, QB (1st)
Derrick Evans, DB (1st)
Ben Staggs, OL (1st)
Ryan Travis, TE (1st)
Kashif Walls, WR (1st)
Tim Ickes, OL (2nd)
2010
Ryan Travis, TE (1st)
Zach Amedro, QB (2nd)
Larry Wriedt, OL (2nd)
Clay Beeler, LB (3rd)

REGION ONE PLAYER OF THE YEAR

Offense
2010: Zach Amedro, QB
2009: Zach Amedro, QB
Defense
2008: Darren Banks, DB

HARDMAN AWARD (W.Va. Amateur Athlete of the Year)

2010: Zach Amedro, QB
2009: Zach Amedro, QB

WVIAC COACH OF THE YEAR

2009: Roger Waiialae
2000: Bob Eaton

WVIAC PLAYER OF THE YEAR

Offense
2010: Zach Amedro, QB
2009: Zach Amedro, QB
1979: Frank Zebrasky, QB
1974: Randy Little, WR
Defense
2010: Clay Beeler, LB
2008: Darren Banks, DB
2001: E.J. Burt, DE
2001: E.J. Burt, DE
1995: Dave Peterson, LB
1977: Jim Calhoun, LB
1974: Ed Evans, DL

WVIAC FRESHMAN OF THE YEAR

Defense
2010: Alec Wood, DB

NEAL BAISI AWARD (Top W.Va. native in WVIAC)

2010: Zach Amedro, QB
2009: Zach Amedro, QB
2007: Zach Amedro, QB
2005: Derrick Stickles, RB

ALL-WVIAC FIRST TEAM (Post-World War II)

1946
Leo Zilla
1947
None
1948
Tackle: Al Blatnik
Back: Dick Glover
1949
Tackle: Earl Schaub
Guard: Mike Kurka
Back: Bill Young
1950
Tackle: Richard Brown
Guard: Leo Miller
Back: Pete Tuccio
1951
End: James Coulter
Tackle: Richard Brown
1952
Back: Jack Donovan

1953

End: Hugh Manley
Tackle: Ray DeCola
Center: Bob Kusserow
Back: Jack Donovan

1954

End: Paul Reger
Back: Steve Burda

1955

Back: Gerald Myers

1956

Center: Don DeLongo

1957

None

1958

End: Carl Fodor

1959

None

1960

None

1961

Offense

Tackle: Paul Billiard
Back: Bob Schuetz

Defense

Linebacker: Bill Parry

1962

Offense

End: Ray Prantil
Center: Dick Edge
Back: Ken Hamilton

Defense

End: Paul Billiard

1963

Offense

Back: Ken Hamilton

Defense

End: Dick Dei
Tackle: Robert Nebel

Linebacker: Ben Specia

Back: Tom Pannett

1964

Offense

End: Ray Prantil

Back: Ken Hamilton

1965

Defense

End: Tony Anastasio

Linebacker: Dick Busby

1966

Offense

Tackle: Ron Zmich

Guard: Ed Dugas

Defense

Linebacker: Dick Busby

Back: Jay Duffy

HILLTOPPER HISTORY

ALL-TIME HILLTOPPER HONOR ROLL, CONTINUED

1967

Offense

Guard: Guy Fuscardo

Defense

End: John Palarino

Back: Jay Duffy

1968

Offense

Guard: Guy Fuscardo

Defense

End: Larry Kosut

Tackle: Frank Sworden

Back: Jay Duffy

1969

Offense

End: David Holland

Tackle: Joe Kromer

Center: John Hughes

Defense

End: John Palarino

Back: James Scarbor

1970

Offense

End: Jim Borst

Guard: Pat Dick

Center: John Hughes

Defense

Tackle: Tom Fell

Middle Guard: Tom Priest

Linebacker: Dennis Knight

1971

Offense

Tackle: Tony Filberto

Guard: Pat Dick

Defense

Tackle: Mickey Sworden

Linebacker: Tom Priest

Back: Neal Mechling

1972

Offense

End: Randy Little

Guard: Tony Filberto

Defense

Tackle: Mickey Sworden

1973

Offense

End: Randy Little

Tackle: James Black

1974

Offense

End: Randy Little

Guard: Tim Frye

Back: Terry Edwards

Defense

End: Ed Evans

1975

None

1976

Defense

Tackle: Bob Samsa

Linebacker: Jim Calhoun

1977

Defense

Linebacker: Jim Calhoun

1978

None

1979

Offense

Quarterback: Frank Zebrasky

Running Back: Tim Cortazzo

Defense

Tackle: Julius Wallace

Back: Mark Murphy

1980

None

1981

Offense

WR: Lance LaFollette

1982

Offense

OT: Dave Fortunato

1983

Defense

LB: Mike Martin

1984

Special Teams

P: Joe Nicholson

1985

Defense

LB: John Paesano

1986

Offense

WR: Bill Berg

1987

Offense

WR: Bill Berg

OG: John Dempsey

Defense

DT: Greg Moray

LB: Carl Filut

DB: Mark Johnston

1988

Offense

WR: Rich Elias

OL: Todd Green

Defense

DL: Cary Brown

1989

Offense

TE: Todd Poe

OL: Todd Green

Defense

DE: Ted Gorman

DL: Cary Brown

DB: Emilio Traversa

Special Teams

KR: Bill Appolloni

1990

Defense

DL: R.J. Windows, Andy Schumacher

LB: Dirk Winkler

1991

Defense

DL: Andy Schumacher

LB: Dirk Winkler

1992

Offense

TE: John LaRoche

Defense

DE: Dugan Dietz

DB: Tom McKenney

Special Teams

P: Chris Shreve

1993

Offense

OL: Dave Ackerman

Defense

DE: Mike Grunenwald

DB: Tom McKenney

Special Teams

P: Lloyd Kessler

1994

Offense

WR: Jon Cummins

OL: Dave Ackerman

RB: Ed Christian

Defense

DE: Paul Hayes

DL: Robert Bussell

LB: Manny Gonzalez

DB: Tom McKenney, Bryan Culley

1995

Offense

OL: Robert Clayton

RB: Ed Christian

Defense

LB: Manny Gonzalez, Dave Peterson

Special Teams

KR: Kenya Black

1996

Offense

WR: Greg Dailer

OL: Kyle Houck

Defense

DL: Phil Weimer

1997

Offense

WR: Greg Dailer

Defense

DL: Lisiatie Makoni

1998

None

HILLTOPPER HISTORY

ALL-TIME HILLTOPPER HONOR ROLL, CONTINUED

1999

Defense

DE: E.J. Burt
DL: Marvin Bishop

2000

Offense

TE: Ryan Vitek
OL: Neil Zglobicki
RB: Travis Jackson

Defense

DE: E.J. Burt
DL: Jason Fleming
LB: Doug McDaniel

2001

Offense

OL: Neil Zglobicki

Special Teams

KR: Ryan Russell

2002

Offense

WR: Ryan Russell
OL: Shawn Wilson
QB: Tim Hicks
RB: Delino White

Defense

DE: Matt Darone
DL: Tom Poe
LB: Doug McDaniel

Special Teams

KR: Ryan Russell

2003

Offense

OL: Nick Babal
RB: Derrick Stickle

2004

None

2005

Offense

WR: Renard Stevens
OL: Nick Babal
RB: Derrick Stickle

Defense

DL: Tanner McCoy
DB: Ian Whittington

Special Teams

KR: Derrick Stickle

2006

Offense

WR: Renard Stevens, Almonzo Banks
OL: Drew Ferguson
QB: Jay Gullion
RB: Eddie Hills

Defense

DE: Kevin Dixon
DB: Darren Banks

2007

Offense

WR: Jarrett Ponder, Almonzo Banks
QB: Zach Amedro
RB: Eddie Hills

Defense

LB: Nick Harding, Drew Cannon
DB: Darren Banks

Special Teams

PK: Billy Hager

2008

Offense

WR: Eddie Hills
RB: Branden Ore

Defense

LB: Nick Harding
DB: Darren Banks

Special Teams

PK: Billy Hager

2009

Offense

TE: Ryan Travis
WR: Eddie Hills
OL: Tim Ickes, Ben Staggs
OC: Nick Madia

QB: Zach Amedro

RB: Kevon Calhoun

Defense

LB: Nick Harding, Clay Beeler
DB: Derrick Evans

2010

Offense

TE: Ryan Travis
WR: Jermaine Carter
OL: Larry Wriedt
OC: Nick Madia

QB: Zach Amedro

RB: Kevon Calhoun

Defense

LB: Clay Beeler
DB: Derrick Evans



HILLTOPPER HISTORY

ALL-TIME COACHING RECORDS

YEAR	COACH	W-L-T	WVIAC
1923:	Harry Shoup	1-4-2	
1924:	Larry Stoops	4-4-1	
1925:	Larry Stoops	1-6-1	1-3-0
1926:	Harry Sweeney	6-3-0	2-0-0
1927:	Harry Sweeney	6-1-1	*4-0-0
1928:	Harry Sweeney	6-3-0	
1929:	Harry Sweeney	8-1-0	*4-0-0
1930:	Harry Sweeney	5-3-1	*4-0-0
1931:	Harry Sweeney	7-1-1	2-0-1
1932:	Harry Sweeney	7-2-0	3-1-0
1933:	Joe Bartell	2-4-2	1-3-1
1934:	Joe Bartell	3-4-2	2-3-2
1935:	Joe Bartell	7-2-0	5-2-0
1936:	Joe Bartell	6-1-1	*6-0-1
1937:	Joe Bartell	4-4-1	2-3-1
1938:	Joe Bartell	4-5-0	3-2-0
1939:	Joe Bartell	8-2-0	*5-0-0
1940:	Joe Bartell	6-2-0	*4-0-0
1941:	Joe Bartell	7-1-1	*6-1-0
1942:	Joe Bartell	5-3-0	4-1-0
1943:	WORLD WAR II		
1944:	WORLD WAR II		
1945:	WORLD WAR II		
1946:	Joe Bartell	7-2-0	*4-0-0
1947:	Joe Bartell	8-0-2	3-0-1
1948:	Joe Bartell	8-1-0	4-1-0
1949:	Joe Bartell	9-0-1	4-0-1
1950:	Joe Bartell	9-0-0	*5-0-0
1951:	Joe Bartell	3-5-0	2-2-0
1952:	Joe Bartell	2-7-0	2-5-0
1953:	Joe Bartell	6-2-0	6-1-0
1954:	Joe Bartell	4-4-0	3-4-0
1955:	Joe Bartell	3-4-1	3-3-0
1956:	Joe Bartell	7-2-0	*5-0-0
1957:	Ollie Olson	2-6-1	2-3-1
1958:	Ollie Olson	2-6-0	2-6-0
1959:	Al Blatnik	4-5-0	4-3-0
1960:	Al Blatnik	2-5-1	2-4-1
1961:	Al Blatnik	7-2-0	5-2-0
1962:	George Kovalick	6-2-0	5-2-0
1963:	George Kovalick	7-1-1	*6-1-1
1964:	George Kovalick	4-5-0	3-5-0
1965:	Bob Roe	4-2-2	3-2-2
1966:	Bob Roe	5-2-1	3-2-1
1967:	Bob Roe	4-5-0	4-4-0
1968:	Bob Roe	5-3-1	5-2-0
1969:	Bob Roe	6-3-0	6-2-0
1970:	Bob Roe	8-1-1	*7-0-1
1971:	Bob Roe	8-2-0	*7-1-0
1972:	Bob Roe	7-2-0	5-2-0
1973:	Bob Roe	3-5-1	2-1-1
1974:	Leo Miller	5-4-0	2-2-0
1975:	Leo Miller	3-4-2	2-2-0
1976:	Leo Miller	4-6-0	2-2-0
1977:	Leo Miller	3-6-1	1-3-0
1978:	John Westenhaver	2-8-0	2-7-0
1979:	John Westenhaver	7-2-1	*7-1-1
1980:	John Westenhaver	0-10-0	0-9-0
1981:	John Westenhaver	2-7-0	2-6-0
1982:	Larry Shank	3-6-1	3-5-0
1983:	Larry Shank	4-4-2	3-3-2
1984:	Larry Shank	1-9-0	0-8-0
1985:	Larry Shank	2-8-0	2-5-0
1986:	Larry Shank	4-6-0	2-5-0
1987:	Larry Shank	6-4-0	4-3-0
1988:	Larry Shank	4-6-0	2-5-0

YEAR	COACH	W-L-T	WVIAC
1989:	Larry Shank	4-6-0	3-3-0
1990:	Bob Eaton	4-6-0	1-5-0
1991:	Bob Eaton	4-5-1	3-3-1
1992:	Bob Eaton	3-7-0	2-5-0
1993:	Bob Eaton	5-5-0	5-2-0
1994:	Bob Eaton	7-3-0	4-2-0
1995:	Bob Eaton	7-3-0	5-2-0
1996:	Bob Eaton	2-8-0	2-5-0
1997:	Bob Eaton	4-6-0	2-5-0
1998:	Bob Eaton	4-6-0	3-4-0
1999:	Bob Eaton	6-4-0	4-2-0
2000:	Bob Eaton	8-2-0	*6-1-0
2001:	Bob Eaton	5-5-0	3-4-0
2002:	Bob Eaton	6-5-0	5-2-0
2003:	Bob Eaton	3-7-0	3-4-0
2004:	Bob Eaton	2-8-0	0-7-0
2005:	Roger Waialae	6-5-0	4-4-0
2006:	Roger Waialae	7-4-0	4-3-0
2007:	Roger Waialae	8-3-0	5-2-0
2008:	Roger Waialae	7-4-0	6-2-0
2009:	Roger Waialae	11-2-0	*8-0-0
2010:	Roger Waialae	7-3-0	6-2-0
Totals	(85 seasons)	423-337-35	288-212-20

*-Won or shared WVIAC Championship

HILLTOPPER COACHES OVERALL RECORD

Coach	Seasons	Yrs	W-L-T	Pct.
Harry Sweeney	1926-32	7	45-14-3	.750
Roger Waialae	2005-10	6	46-21-0	.687
George Kovalick	1962-64	3	17-8-1	.673
Joe Bartell	1933-56	21	118-55-11	.671
Bob Roe	1965-73	9	50-25-6	.654
Al Blatnik	1959-61	3	13-12-1	.519
Bob Eaton	1990-04	15	70-80-1	.467
Leo Miller	1974-77	4	15-20-3	.434
Larry Shank	1982-89	8	28-49-3	.369
Larry Stoops	1924-25	2	5-10-2	.353
John Westenhaver	1978-81	4	11-27-1	.295
Harry Shoup	1923	1	1-4-2	.286
Ollie Olson	1957-58	2	4-12-1	.265
Totals	1923-09	85	423-337-35	.554

WEST VIRGINIA CONFERENCE RECORD

Coach	Seasons	Yrs	W-L-T	Pct.
Harry Sweeney	1926-32	*6	19-1-1	.929
Roger Waialae	2005-08	6	33-13-0	.717
Bob Roe	1965-73	9	42-16-5	.706
Joe Bartell	1933-56	21	79-31-7	.705
George Kovalick	1962-64	3	14-8-1	.630
Al Blatnik	1959-61	3	11-9-1	.548
Bob Eaton	1990-04	15	48-53-1	.475
Leo Miller	1974-77	4	7-9-0	.438
Larry Shank	1982-89	8	19-37-2	.345
John Westenhaver	1978-81	4	11-23-1	.329
Ollie Olson	1957-58	2	4-9-1	.321
Larry Stoops	1924-25	*1	1-3-0	.250
Totals	1925-09	82	288-212-20	.573

*-West Liberty joined the West Virginia Conference in 1925, dropped out in 1928 and rejoined in 1929.

HILLTOPPER HISTORY

ALL-TIME GAME-BY-GAME SCORES

1923 (1-4-2)

Coach: H.J. Shoup

Kent State	W 8-6
Fairmont State	T 0-0
Bethany	T 0-0
Bethany	L 0-7
New Cumberland	L 0-6
New Cumberland	L 0-13
New Cumberland	L 0-7

1924 (4-4-1)

Coach: Larry Stoops

Broaddus	L 0-9
Slippery Rock	L 6-27
California (Pa.)	L 6-14
Fairmont State	W 9-0
New Cumberland	W 38-2
Kent State	W 20-0
Bethany	W 26-0
Glenville State	T 7-7
Salem	L 0-6

1925 (1-6-1, 1-3 WVIAC)

Coach: Larry Stoops

Glenville State	W 13-0
Kent State	T 7-7
WVU Freshmen	L 0-38
W & J Freshmen	L 0-33
California (Pa.)	L 0-7
Fairmont State	L 0-19
Broaddus	L 6-9
Salem	L 0-9

1926 (6-3, 2-0 WVIAC)

Coach: Harry Sweeney

Fairmont State	W 20-0
Potomac State	W 6-0
Kent State	W 25-0
St. Vincent	W 14-0
Edinboro	W 10-0
Kentucky State	W 25-2
WVU Freshmen	L 0-25
Slippery Rock	L 0-19
Indiana (Pa.)	L 7-13

1927 (6-1-1, 4-0 WVIAC)

WVIAC Champions

Coach: Harry Sweeney

Potomac State	W 19-0
Morris Harvey	W 13-6
W.Va. Tech	W 71-0
Fairmont State	T 6-6
California (Pa.)	W 7-0
Lock Haven	W 39-0
Edinboro*	W 1-0
Slippery Rock	L 0-20
*-forfeit	

1928 (6-3)

Coach: Harry Sweeney

Shenandoah	W 98-0
St. Vincent	W 7-0
Alderson	W 78-0
Shepherd	W 41-6
Broaddus	W 13-0
Morris Harvey	W 44-0
Ohio University	L 6-13
Slippery Rock	L 0-18
W.Va. Tech	L 6-7

1929 (8-1, 4-0 WVIAC)

WVIAC Champions

Coach: Harry Sweeney

Ohio University	L 0-26
Beckley	W 19-7
Shepherd	W 51-0
Appalachian State	W 59-0
Upsala	W 32-0
Morris Harvey	W 60-0
Broaddus	W 19-0
Keystone Academy	W 19-13
Alderson	W 2-0

1930 (5-3-1, 4-0 WVIAC)

WVIAC Champions

Coach: Harry Sweeney

Concord	W 27-0
Broaddus	W 7-0
Salem	W 13-0
Morehead State	W 32-0
Detroit City College	W 39-0
Ohio University	T 13-13
Wooster	L 0-14
Muskingum	L 12-14
Appalachian State	L 13-14

1931 (7-1-1, 2-0-1 WVIAC)

Coach: Harry Sweeney

Glenville State	T 0-0
Fordham	L 0-33
Concord	W 37-0
Morris Harvey	W 21-0
Dickinson Tech	W 7-0
Sue Bennett	W 77-0
Wilmington	W 21-6
Bethel	W 87-0
Georgia State*	W 1-0
*-forfeit	

1932 (7-2, 3-1 WVIAC)

Coach: Harry Sweeney

Langley Field	L 6-14
Davis & Elkins	L 6-7
Salem	W 6-2
Glenville State	W 13-9
Morris Harvey	W 12-0
Assumption	W 34-0
Adrian	W 26-0
Wilmington	W 21-6
Cedarville	W 137-0

1933 (2-4-2, 1-3-1 WVIAC)

Coach: Joe Bartell

Danville	T 7-7
John Marshall	W 13-6
Davis & Elkins	L 0-54
W.Va. Tech	L 0-19
Rio Grande	L 0-6
Morris Harvey	W 13-12
Glenville State	T 13-13
Salem	L 0-19

1934 (3-4-2, 2-3-2 WVIAC)

Coach: Joe Bartell

Holbrook	W 28-0
Fairmont State	L 0-6
Salem	L 0-12
Potomac State	W 13-6
W.Va. Tech	W 33-0
St. Vincent	L 6-26
Glenville State	T 0-0
Morris Harvey	T 7-7
Concord	L 0-6

1935 (7-2, 5-2 WVIAC)

Coach: Joe Bartell

Salem	L 7-33
Glenville State	L 7-13
Fairmont State	W 13-0
W.Va. Tech	W 34-6
Shepherd	W 23-6
Concord	W 13-6
Morris Harvey	W 13-0
Holbrook	W 52-0
Rio Grande	W 12-0

1936 (6-1-1, 6-0-1 WVIAC)

WVIAC Champions

Coach: Joe Bartell	
Bowling Green	L 0-33
Salem	T 0-0
Glenville State	W 6-0
W.Va. Tech	W 27-0
Shepherd	W 52-0
Fairmont State	W 8-0
Concord	W 7-6
Morris Harvey	W 20-0

HILLTOPPER HISTORY

ALL-TIME GAME-BY-GAME SCORES, CONTINUED

1937 (4-4-1, 2-3-1 WVIAC)

Coach: Joe Bartell

Akron	L 7-40
Glenville State	L 13-31
Potomac State	L 6-15
Morris Harvey	L 0-6
Salem	T 0-0
Fairmont State	W 14-13
Concord	W 20-6
Rio Grande	W 18-0
California (Pa.)	W 13-0

1938 (4-5, 3-2 WVIAC)

Coach: Joe Bartell

California (Pa.)	L 0-6
Findlay	L 0-6
Toledo	L 0-13
Glenville State	L 0-20
Morris Harvey	L 6-15
Salem	W 6-0
Potomac State	W 24-0
Fairmont State	W 14-6
Lock Haven	W 19-18

1939 (8-2, 5-0 WVIAC)

WVIAC Champions

Coach: Joe Bartell

Morehead State	L 0-13
Akron	L 7-13
Fairmont State	W 32-0
Glenville State	W 25-0
W.Va. Tech	W 34-7
Potomac State	W 14-0
Salem	W 19-0
Holbrook	W 20-0
California (Pa.)	W 28-7
Lock Haven	W 33-6

1940 (6-2, 4-0 WVIAC)

WVIAC Champions

Coach: Joe Bartell

Waynesburg	L 0-13
Findlay	L 12-14
Glenville State	W 40-7
Fairmont State	W 39-0
Salem	W 39-0
California (Pa.)	W 19-0
Potomac State	W 18-0
Holbrook	W 44-2

1941 (7-1-1, 6-1 WVIAC)

WVIAC Champions

Coach: Joe Bartell

Fairmont State	L 0-7
Kent State	T 0-0
Glenville State	W 12-7
Concord	W 19-0
Salem	W 28-0
Potomac State	W 7-0
Davis & Elkins	W 35-19
Defiance	W 39-0
Rio Grande	W 47-0

1942 (5-3, 4-1 WVIAC)

Coach: Joe Bartell

Morris Harvey	L 7-9
Waynesburg	L 13-24
Eastern Kentucky	L 6-20
Fairmont State	W 40-6
Fairmont State	W 20-13
Glenville State	W 20-13
Potomac State	W 24-0
Wright-Patterson AFB	W 25-6

1943-45: No Football

WORLD WAR II

1946 (7-2, 4-0 WVIAC)

WVIAC Champions

Coach: Joe Bartell

California (Pa.)	L 0-21
Morehead State	L 0-26
Davis & Elkins	W 31-0
Concord	W 48-7
Potomac State	W 7-0
Salem	W 34-0
Detroit Tech	W 22-7
Waynesburg	W 28-3
St. Vincent	W 13-6

1947 (8-0-2, 3-0-1 WVIAC)

Coach: Joe Bartell

Potomac State	T 7-7
Morehead State	T 18-18
Concord	W 33-15
Davis & Elkins	W 21-0
Salem	W 37-0
Marietta	W 13-0
California (Pa.)	W 16-12
Waynesburg	W 19-7
Edinboro	W 26-6
Detroit Tech	W 32-0

1948 (8-1, 4-1 WVIAC)

Coach: Joe Bartell

W.Va. Wesleyan	W 14-6
Davis & Elkins	W 6-0
Concord	W 13-6
W.Va. Tech	W 41-14
Lock Haven	W 13-7
California (Pa.)	W 7-6
Steubenville	W 27-0
Geneva	W 13-6
Morris Harvey	L 12-26

1949 (9-0-1, 4-0-1 WVIAC)

Coach: Joe Bartell

W.Va. Tech	T 6-6
W.Va. Wesleyan	W 27-0
Fairmont State	W 47-6
Davis & Elkins	W 26-0
Concord	W 19-7
Marietta	W 19-7
California (Pa.)	W 13-8
Lock Haven	W 26-6
Steubenville	W 67-0
Smoky Mountain Bowl (at Bristol, Va.)	
Western Carolina	W 20-0

1950 (9-0, 5-0 WVIAC)

WVIAC Champions

Coach: Joe Bartell

Fairmont State	W 27-13
Salem	W 47-0
Davis & Elkins	W 33-0
W.Va. Tech	W 41-13
W.Va. Wesleyan	W 41-7
Lock Haven	W 26-0
California (Pa.)	W 13-0
Rider	W 26-6
Pythian Bowl (at Salisbury, N.C.)	
Appalachian State	W 28-26

1951 (3-5, 2-2 WVIAC)

Coach: Joe Bartell

Fairmont State	W 6-0
Lock Haven	W 33-0
Morris Harvey	L 0-34
W.Va. Tech	L 14-27
Waynesburg	L 0-22
Rider	L 0-27
California (Pa.)	L 7-26
Salem	W 40-6

HILLTOPPER HISTORY

ALL-TIME GAME-BY-GAME SCORES, CONTINUED

1952 (2-7, 2-5 WVIAC)

Coach: Joe Bartell

Potomac State	W 14-12
Salem	W 27-19
Waynesburg	L 12-27
St. Vincent	L 13-26
Fairmont State	L 13-33
Morris Harvey	L 6-39
Concord	L 26-28
W.Va. Tech	L 0-13
Davis & Elkins	L 7-20

1957 (2-6-1, 2-3-1 WVIAC)

Coach: Ollie Olson

Glennville State	W 19-0
Salem	W 7-6
Concord	T 7-7
W.Va. Tech	L 0-6
Geneva	L 0-30
Fairmont State	L 9-13
California (Pa.)	L 6-46
Slippery Rock	L 0-12
W.Va. State	L 14-20

1962 (7-2, 5-2 WVIAC)

Coach: George Kovalick

Glennville State	W 28-13
Salem	W 22-7
W.Va. Tech	W 15-0
Marietta	W 38-7
Concord	L 7-20
W.Va. Wesleyan	W 21-14
W.Va. State	W 20-12
Fairmont State*	L 0-1
*-forfeit	

1953 (6-2, 6-1 WVIAC)

Coach: Joe Bartell

Potomac State	W 34-0
Morris Harvey	L 13-20
St. Vincent	L 14-25
Salem	W 20-6
Fairmont State	W 20-7
Concord	W 14-13
W.Va. Tech	W 28-6
Glennville State	W 6-0

1958 (2-6, 2-6 WVIAC)

Coach: Ollie Olson

Salem	W 21-7
W.Va. State	W 7-6
Glennville State	L 0-13
W.Va. Tech	L 0-41
Geneva	L 0-34
Concord	L 6-14
W.Va. Wesleyan	L 0-12
Fairmont State	L 13-20

1963 (7-1-1, 6-1-1 WVIAC)

WVIAC Champions

Coach: George Kovalick

Glennville State	L 0-21
W.Va. State	W 27-20
Bluefield State	W 39-6
W.Va. Tech	W 26-12
Concord	W 13-7
W.Va. Wesleyan	W 13-7
Salem	T 13-13
Fairmont State	W 22-7
Georgetown (Ky.)	W 35-13

1954 (4-4, 3-4 WVIAC)

Coach: Joe Bartell

St. Vincent	W 33-0
Salem	W 31-19
W.Va. Tech	W 33-6
Morris Harvey	L 0-25
Concord	L 6-20
Fairmont State	L 0-6
W.Va. Wesleyan	L 6-13
Glennville State	W 19-0

1959 (4-5, 4-3 WVIAC)

Coach: Al Blatnik

Glennville State	L 0-7
Salem	W 20-13
W.Va. Tech	L 13-52
Geneva	L 12-40
Concord	W 38-18
W.Va. Wesleyan	W 19-7
California (Pa.)	L 6-18
Fairmont State	L 13-25
W.Va. State	W 13-7

1964 (4-5, 3-5 WVIAC)

Coach: George Kovalick

Glennville State	W 14-12
W.Va. State	L 6-12
Bluefield State	L 6-12
W.Va. Tech	L 0-6
Concord*	L 0-1
W.Va. Wesleyan	W 18-14
Salem	W 38-13
Georgetown (Ky.)	W 25-21
Fairmont State	L 13-27
*-forfeit	

1955 (3-4-1, 3-3 WVIAC)

Coach: Joe Bartell

Salem	W 42-6
Glennville State	W 21-13
W.Va. Wesleyan	W 47-0
St. Vincent	T 13-13
Waynesburg	L 6-12
Fairmont State	L 0-14
W.Va. Tech	L 13-14
Concord	L 19-20

1960 (2-5-1, 2-4-1 WVIAC)

Coach: Al Blatnik

Glennville State	L 13-19
Salem	W 26-0
W.Va. Tech	L 6-12
W.Va. State	W 14-12
Concord	T 6-6
W.Va. Wesleyan	L 7-18
California (Pa.)	L 0-7
Fairmont State	L 0-13

1965 (4-2-2, 3-2-2 WVIAC)

Coach: Bob Roe

Glennville State	L 19-20
W.Va. State	W 19-12
Bluefield State	T 6-6
Frostburg State	W 26-12
Concord	W 19-6
W.Va. Wesleyan	W 19-7
Salem	T 20-20
Fairmont State	L 7-35

1956 (7-2, 5-0 WVIAC)

WVIAC Champions

Coach: Joe Bartell

Geneva	L 6-7
California (Pa.)	L 13-20
Salem	W 19-6
W.Va. Tech	W 19-7
Concord	W 27-0
Fairmont State	W 20-7
Glennville State	W 14-0
Waynesburg	W 20-0
Slippery Rock	W 13-6

1961 (7-2, 5-2 WVIAC)

Coach: Al Blatnik

Glennville State	W 13-7
Salem	L 12-20
W.Va. Tech	W 19-0
Marietta	W 20-12
Concord	W 20-7
W.Va. Wesleyan	L 0-19
W.Va. State	W 39-6
California (Pa.)	W 12-7
Fairmont State	W 15-14

1966 (5-2-1, 3-2-1 WVIAC)

Coach: Bob Roe

Glennville State	W 26-0
W.Va. State	W 48-0
Bluefield State	T 0-0
Frostburg State	W 53-9
Edward Waters	W 30-20
W.Va. Wesleyan	L 7-27
W.Va. Tech	W 40-0
Fairmont State	L 7-45

HILLTOPPER HISTORY

ALL-TIME GAME-BY-GAME SCORES, CONTINUED

1967 (4-5, 4-4 WVIAC)

Coach: Bob Roe

Glenville State	L 13-20
W.Va. Wesleyan	L 20-21
W.Va. Tech	W 26-6
Concord	L 21-29
Salem	W 7-0
Fairmont State	L 0-20
W.Va. State	W 34-7
Bluefield State	W 10-0
Edward Waters	L 12-19

1968 (5-3-1, 5-2 WVIAC)

Coach: Bob Roe

Salem	W 28-14
Muskingum	T 13-13
W.Va. Wesleyan	W 30-0
Concord	W 14-0
W.Va. State	L 0-7
Bluefield State	W 26-6
W.Va. Tech	W 21-0
Fairmont State	L 10-14
Hampden-Sydney	L 0-7

1969 (6-3, 6-2 WVIAC)

Coach: Bob Roe

Salem	L 0-11
Muskingum	L 7-27
W.Va. Wesleyan	W 20-14
Concord	W 42-0
W.Va. State	W 16-0
Shepherd	W 38-6
Glenville State	W 21-14
W.Va. Tech	W 54-0
Fairmont State	L 7-17

1970 (8-1-1, 7-0-1 WVIAC)

WVIAC Champions

Coach: Bob Roe	
Salem	T 0-0
Muskingum	W 28-9
W.Va. Wesleyan	W 13-0
Concord	W 48-0
W.Va. State	W 17-6
Shepherd	W 30-7
Glenville State	W 29-20
W.Va. Tech	W 23-0
Fairmont State	W 10-3

NAIA Semifinal
(at Greensboro, N.C.)

Wofford (S.C.)	L 6-12
----------------	--------

1971 (8-2, 7-1 WVIAC)

WVIAC Champions

Coach: Bob Roe	
Salem*	L 0-1
Muskingum	W 20-7
W.Va. Wesleyan	W 20-0
Concord	W 61-0
W.Va. State	W 22-13
Shepherd	W 14-0
W.Va. Tech	W 27-0
Fairmont State	W 21-20
Glenville State	W 14-10

NAIA Semifinal

(at Steubenville, Ohio)

Livingston (Ala.)	L 2-25
-------------------	--------

1972 (7-2, 5-2 WVIAC)

Coach: Bob Roe

Salem	W 21-9
Muskingum	W 14-6
W.Va. Wesleyan	W 40-14
Waynesburg	W 21-3
*W.Va. State (OT)	W 17-14
Shepherd	L 20-31
Glenville State	W 21-6
Concord	L 7-13
Fairmont State	W 45-7

*-first college overtime game

1973 (3-5-1, 2-1-1 WVIAC)

Coach: Bob Roe

Salem	W 29-13
Muskingum	L 7-10
W.Va. Wesleyan	T 10-10
Waynesburg	L 0-14
W.Va. State	L 3-17
Shepherd	W 33-10
Glenville State	L 12-14
Concord	W 50-0
Fairmont State	L 21-41

1974 (5-4, 2-2 WVIAC)

Coach: Leo Miller

Salem	L 10-16
Waynesburg	W 14-0
W.Va. Wesleyan	W 17-0
Wittenberg	L 3-27
W.Va. State	W 29-22
Shepherd	W 28-17
Glenville State	W 13-7
Concord	L 7-16
Fairmont State	L 7-17

1975 (3-4-2, 2-2 WVIAC)

Coach: Leo Miller

Salem	L 0-19
Waynesburg	T 0-0
W.Va. Wesleyan	W 20-14
Wittenberg	L 6-36
W.Va. State	T 54-54
Shepherd	L 14-24
Glenville State	W 24-17
Concord	L 14-38
Fairmont State	W 31-7

1976 (4-6, 2-2 WVIAC)

Coach: Leo Miller

Shippensburg	L 13-26
Salem	L 7-24
Waynesburg	L 17-23
W.Va. Wesleyan	W 20-2
Clarion	L 8-25
W.Va. State	W 9-0
Shepherd	L 0-17
Glenville State	W 32-8
Concord	L 7-14
Fairmont State	W 19-13

1977 (3-6-1, 1-3 WVIAC)

Coach: Leo Miller

Shippensburg	L 6-14
Salem	L 6-16
Waynesburg	L 0-23
W.Va. Wesleyan	L 14-25
Clarion	L 12-20
W.Va. State	W 14-7
Shepherd	L 6-17
Glenville State	W 16-12
Concord	T 24-24
Fairmont State	W 22-14

1978 (2-8, 2-7 WVIAC)

Coach: John Westenhaver

Clarion	L 0-28
W.Va. Tech	L 29-35
Shepherd	L 7-19
Glenville State	W 17-13
W.Va. State	L 0-41
Bluefield State	W 28-0
Salem	L 0-28
Concord	L 9-54
W.Va. Wesleyan	L 3-20
Fairmont State	L 14-30

HILLTOPPER HISTORY

ALL-TIME GAME-BY-GAME SCORES, CONTINUED

1979 (7-2-1, 7-1-1 WVIAC)

WVIAC Champions

Coach: John Westenhaver

Clarion	L 7-24
W.Va. Tech	L 12-15
Shepherd	W 14-10
Glenville State	W 21-12
W.Va. State	W 19-0
Bluefield State	W 31-16
Salem	W 7-3
Concord	W 14-7
W.Va. Wesleyan	W 22-15
Fairmont State	T 6-6

1983 (4-4-2, 3-3-2 WVIAC)

Coach: Larry Shank

Edinboro	L 3-41
Frostburg State	W 27-17
W.Va. Tech	T 21-21
Shepherd	L 7-41
Glenville State	W 9-7
W.Va. State	W 28-7
Salem	W 14-6
Concord	L 12-32
W.Va. Wesleyan	L 13-14
Fairmont State	T 16-16

1987 (6-4, 4-3 WVIAC)

Coach: Larry Shank

Waynesburg	W 28-14
W.Va. Tech	L 0-17
Shepherd	L 13-16
Glenville State	W 30-6
W.Va. State*	W 1-0
Concord	L 3-7
Salem	W 26-21
Fairmont State	W 7-0
W.Va. Wesleyan	L 21-45
Urbana	W 29-0
*-forfeit	

1980 (0-10, 0-9 WVIAC)

Coach: John Westenhaver

Clarion	L 20-25
Concord	L 14-27
Shepherd	L 7-34
Glenville State	L 20-44
W.Va. State	L 7-14
Bluefield State	L 8-21
Salem	L 0-24
W.Va. Tech	L 25-31
W.Va. Wesleyan	L 9-10
Fairmont State	L 19-20

1984 (1-9, 0-8 WVIAC)

Coach: Larry Shank

Edinboro	L 14-40
W.Va. Tech	L 7-22
Shepherd	L 3-37
Glenville State	L 17-23
W.Va. State	L 20-24
Geneva	W 42-6
Salem	L 0-37
Concord	L 9-14
W.Va. Wesleyan	L 3-21
Fairmont State	L 2-27

1988 (4-6, 2-5 WVIAC)

Coach: Larry Shank

Waynesburg	W 14-10
Concord	L 7-17
W.Va. Tech	L 14-30
Shepherd	L 10-28
Glenville State	W 7-0
W.Va. State	L 3-17
Salem	W 15-13
Fairmont State	L 17-28
W.Va. Wesleyan	W 12-7
Tiffin	L 7-12

1981 (2-7, 2-6 WVIAC)

Coach: John Westenhaver

Clarion	L 13-35
Concord	L 22-26
Shepherd	L 6-20
Glenville State	L 23-24
W.Va. State	W 43-10
Salem	L 9-28
W.Va. Tech	L 19-41
W.Va. Wesleyan	W 14-13
Fairmont State	L 19-27

1985 (2-8, 2-5 WVIAC)

Coach: Larry Shank

Waynesburg	L 6-10
Frostburg State	L 13-23
W.Va. Tech	L 7-13
Shepherd	L 3-30
Glenville State	W 13-12
W.Va. State	W 18-9
Geneva	L 33-38
Salem	L 16-28
Fairmont State	L 12-43
Concord	L 20-21

1989 (4-6, 3-3 WVIAC)

Coach: Larry Shank

Shippensburg	L 9-33
Concord	L 7-19
W.Va. Tech	L 6-24
Shepherd	W 35-22
Glenville State	W 33-0
W.Va. State	L 14-20
Apprentice	L 6-14
Fairmont State	W 27-14
W.Va. Wesleyan	L 3-32
Tiffin	W 13-3

1982 (3-6-1, 3-5 WVIAC)

Coach: Larry Shank

Slippery Rock	L 8-21
Frostburg State	T 21-21
W.Va. Tech	W 30-6
Shepherd	L 7-44
Glenville State	W 10-7
W.Va. State	L 20-44
Salem	W 31-10
Concord	L 16-35
W.Va. Wesleyan	L 21-35
Fairmont State	L 10-23

1986 (4-6, 2-5 WVIAC)

Coach: Larry Shank

Waynesburg	W 23-8
Frostburg State	L 6-15
W.Va. Tech	L 21-41
Shepherd	L 6-14
Glenville State	W 17-9
W.Va. State	W 26-3
Concord	L 3-20
Salem	L 9-30
Fairmont State	L 30-62
Urbana	W 45-20

1990 (4-6, 1-5 WVIAC)

Coach: Bob Eaton

Concord	L 9-28
W.Va. Tech	L 7-40
Shepherd	W 17-7
Glenville State	L 18-23
W.Va. State	L 22-25
Defiance	W 24-7
Apprentice	W 21-14
Fairmont State	L 0-18
W.Va. Wesleyan	L 3-39
Geneva	W 21-17

HILLTOPPER HISTORY

ALL-TIME GAME-BY-GAME SCORES, CONTINUED

1991 (4-5-1, 3-3-1 WVIAC)

Coach: Bob Eaton

Concord	L 0-24
W.Va. Tech	W 35-7
Tiffin	W 38-21
Shepherd	L 7-33
Glenville State	W 35-33
W.Va. State	W 7-6
Defiance	L 10-24
Fairmont State	T 10-10
W.Va. Wesleyan	L 21-50
Geneva	L 7-14

1995 (7-3, 5-2 WVIAC)

Coach: Bob Eaton

Bowie State	W 35-0
Geneva	L 13-30
Newberry	W 10-7
Shepherd	W 24-19
Glenville State	L 7-37
W.Va. State	W 53-14
Concord	W 27-0
W.Va. Wesleyan	L 31-33
Fairmont State	W 35-28
W.Va. Tech	W 35-0

1999 (6-4 4-2 WVIAC)

Coach: Bob Eaton

Mansfield	W 36-15
Virginia-Wise	W 13-7
Walsh	L 6-21
W.Va. State	W 19-17
Concord	W 17-13
W.Va. Wesleyan	W 28-3
Fairmont State	L 19-29
WVU Tech	W 27-10
Shepherd	L 7-56
Glenville State	L 34-44

1992 (3-7, 2-5 WVIAC)

Coach: Bob Eaton

California (Pa.)	L 9-21
W.Va. Tech	W 28-14
Shepherd	L 29-35
Glenville State	L 23-28
W.Va. State	L 14-20
Tiffin	W 23-10
Lenoir-Rhyne	L 29-41
Concord	L 13-16
W.Va. Wesleyan	W 21-13
Fairmont State	L 10-12

1996 (2-8, 2-5 WVIAC)

Coach: Bob Eaton

Westminster	L 7-13
Geneva	L 12-31
Shepherd	L 21-37
Glenville State	L 29-44
W.Va. State	L 32-35
Concord	W 23-13
W.Va. Wesleyan	W 59-34
Fairmont State	L 37-40
WVU Tech	L 36-44
St. Joseph's (Ind.)	L 9-45

2000 (8-2, 6-1 WVIAC)

WVIAC Champions

Coach: Bob Eaton

Virginia-Wise	W 48-21
Walsh (OT)	W 49-43
Westminster	L 6-17
W.Va. State	W 20-17
Concord	W 21-7
W.Va. Wesleyan	W 48-14
Fairmont State	L 0-34
WVU Tech	W 28-10
Shepherd	W 31-28
Glenville State	W 24-22

1993 (5-5, 5-2 WVIAC)

Coach: Bob Eaton

California (Pa.)	L 32-43
Virginia State	L 7-10
W.Va. Tech	W 51-12
Shepherd	L 16-21
Glenville State	L 17-28
W.Va. State	W 38-9
Concord	W 56-0
W.Va. Wesleyan	W 19-16
Fairmont State	W 23-0
Findlay	L 14-38

1997 (4-6, 2-5 WVIAC)

Coach: Bob Eaton

Westminster	L 16-46
Malone	W 35-18
St. Joseph's (Ind.)	W 47-37
Glenville State	L 18-42
W.Va. State	W 33-16
Concord	L 21-49
W.Va. Wesleyan	L 22-38
Fairmont State	L 15-48
WVU Tech	W 26-0
Shepherd	L 27-32

2001 (5-5, 3-4 WVIAC)

Coach: Bob Eaton

Virginia-Wise	L 30-31
Walsh	W 49-28
Westminster	W 42-22
Concord	W 67-17
W.Va. Wesleyan	W 28-14
Fairmont State	L 27-45
WVU Tech	L 34-35
Shepherd	L 7-30
Glenville State	L 14-35
W.Va. State	W 59-20

1994 (7-3 4-2 WVIAC)

Coach: Bob Eaton

Findlay	W 16-14
Newberry	W 18-7
W.Va. Tech	W 36-30
Shepherd	L 14-17
Glenville State	L 17-20
W.Va. State	L 7-21
Concord	W 17-7
W.Va. Wesleyan	W 28-21
Fairmont State	W 38-19
Bowie State	W 13-3

1998 (4-6, 3-4 WVIAC)

Coach: Bob Eaton

Mansfield	W 33-27
Malone	L 24-35
Walsh	L 30-38
Glenville State	L 21-24
W.Va. State	L 7-24
Concord	W 29-21
W.Va. Wesleyan	W 32-28
Fairmont State	L 15-27
WVU Tech	W 52-0
Shepherd	L 10-53

2002 (6-5, 5-2 WVIAC)

Coach: Bob Eaton

Liberty	L 6-35
Walsh	L 6-27
Cheyney	W 65-19
Char. Southern	L 26-28
Concord	W 48-0
W.Va. Wesleyan	W 47-37
Fairmont State	W 22-14
WVU Tech	L 28-38
Shepherd	L 23-26
Glenville State	W 19-7
W.Va. State	W 27-3

HILLTOPPER HISTORY

ALL-TIME GAME-BY-GAME SCORES, CONTINUED

2003 (3-7, 3-4 WVIAC)

Coach: Bob Eaton

Virginia-Wise	L 38-41
Walsh	L 17-42
Cheyney	L 16-17
W.Va. Wesleyan	L 7-50
Fairmont State	L 16-26
WVU Tech	L 35-62
Shepherd	L 16-55
Glenville State	W 28-24
W.Va. State	W 35-28
Concord	W 30-20

2004 (2-8, 0-7 WVIAC)

Coach: Bob Eaton

Urbana (OT)	W 28-27
Geneva	W 39-14
Walsh	L 13-18
W.Va. Wesleyan	L 27-42
Fairmont State	L 9-51
WVU Tech	L 21-31
Shepherd	L 7-38
Glenville State	L 17-31
W.Va. State	L 12-26
Concord	L 14-26

2005 (6-5, 4-4 WVIAC)

Coach: Roger Waialae

Geneva	L 20-24
Walsh	W 20-17
WVU Tech	W 45-21
Concord	L 23-24
Seton Hill	W 35-10
W.Va. Wesleyan	W 68-23
Fairmont State	W 27-15
Glenville State	L 20-45
W.Va. State	W 16-7
Shepherd	L 7-34
Charleston	L 7-43

2006 (7-4, 4-3 WVIAC)

Coach: Roger Waialae

Seton Hill	W 31-14
Walsh	L 16-42
Ky. Wesleyan	W 31-24
Concord	L 23-27
Duquesne	W 21-19
W.Va. Wesleyan	W 23-10
Fairmont State	W 27-20
Glenville State	W 38-10
W.Va. State	W 16-13
Shepherd	L 32-34
Charleston	L 13-21

2007 (8-3, 5-2 WVIAC)

Coach: Roger Waialae

Walsh	W 49-7
Ky. Wesleyan	W 45-24
Concord	W 39-6
Mars Hill	L 23-28
W.Va. Wesleyan	W 37-13
Fairmont State	W 20-0
Glenville State	L 33-44
W.Va. State	W 68-7
Shepherd	L 21-38
Charleston	W 27-13
Seton Hill	W 70-43

2008 (7-4, 6-2 WVIAC)

Coach: Roger Waialae

Edinboro	L 10-35
Walsh	W 24-10
Concord	W 38-20
Mars Hill	L 35-38
W.Va. Wesleyan	W 46-0
Fairmont State	W 20-13
Glenville State	L 39-42
W.Va. State	L 24-34
Shepherd	W 29-28
Charleston	W 26-24
Seton Hill	W 35-32

2009 (11-2, 8-0 WVIAC)

WVIAC Champions

NCAA Div. II Playoffs

Coach: Roger Waialae

Edinboro	L 30-42
Walsh	W 48-17
Lake Erie	W 62-28
W.Va. Wesleyan	W 49-26
Fairmont State	W 35-9
Glenville State	W 29-17
W.Va. State	W 52-30
Shepherd	W 31-30
Charleston (ot)	W 48-42
Seton Hill	W 48-21
Concord	W 64-42

NCAA Division II Playoffs

Second Round

(at West Liberty)

Edinboro	W 84-63
----------	---------

Quarterfinals

(at West Liberty)

California (Pa.)	L 35-57
------------------	---------

2010 (7-3, 6-2 WVIAC)

Coach: Roger Waialae

Edinboro	L 19-20
So. Connecticut	W 49-35
W.Va. Wesleyan	L 41-43
Fairmont State	W 43-23
Glenville State	W 47-21
W.Va. State	W 48-26
Shepherd	L 38-53
Charleston	W 37-23
Seton Hill	W 82-36
Concord	W 56-33

HILLTOPPER HISTORY

WVIAC AT A GLANCE

PRINCETON, W.Va. – Founded in 1924, the West Virginia Intercollegiate Athletic Conference (WVIAC) is one of the nation's oldest small-college conferences.

The league's 15 member schools include: Alderson-Broaddus College, Bluefield State College, University of Charleston, Concord University, Davis & Elkins College, Fairmont State University, Glenville State College, Ohio Valley University, Seton Hill (Pa.) University, Shepherd University, University of Pittsburgh (Pa.) at Johnstown, West Liberty University, West Virginia State University, West Virginia Wesleyan College and Wheeling Jesuit University. Pitt-Johnstown and Seton Hill joined the league during the 2006-07 academic year, becoming the WVIAC's first out-of-state schools since 1932.

The WVIAC moved into the NCAA Division II ranks in 1994 after a long affiliation with the NAIA. Commissioner Barry Blizzard, who has held the post since 1987, led the move into the NCAA.



WVIAC FOOTBALL CHAMPIONS

1925: Marshall
1926: W.Va. Wesleyan
1927: WEST LIBERTY
1928: Marshall
1929: WEST LIBERTY
1930: WEST LIBERTY
1931: Marshall
1932: Fairmont State
1933: Davis & Elkins
1934: Fairmont State
1935: W.Va. Wesleyan
1936: WEST LIBERTY
1937: Glenville State/Potomac State
1938: Morris Harvey
1939: WEST LIBERTY
1940: WEST LIBERTY
1941: WEST LIBERTY
1942: Morris Harvey
1946: WEST LIBERTY
1947: Potomac State
1948: Morris Harvey
1949: W.Va. Tech
**1950: WEST LIBERTY/Morris Harvey/
Potomac State**
1951: Morris Harvey
1952: Fairmont State
1953: Morris Harvey
1954: Morris Harvey

1955: Shepherd
1956: WEST LIBERTY
1957: Fairmont State
1958: Glenville State
1959: Fairmont State
1960: Fairmont State
1961: W.Va. Wesleyan
1962: Concord
1963: WEST LIBERTY
1964: Fairmont State
1965: Fairmont State
1966: Concord
1967: Fairmont State
1968: W.Va. State
1969: Fairmont State
1970: WEST LIBERTY
1971: WEST LIBERTY
1972: Shepherd
1973: Fairmont State
1974: Fairmont State
1975: Salem
1976: Concord
1977: Concord
1978: Concord
1979: WEST LIBERTY/Fairmont State
1980: Concord
1981: Fairmont State/Concord
1982: Shepherd

1983: Shepherd
1984: Salem/Concord
1985: Salem
1986: Shepherd
1987: Concord
1988: Fairmont State/Shepherd
1989: Concord/W.Va. Tech
1990: Concord
1991: Shepherd
1992: Shepherd
1993: Glenville State
1994: Glenville State/Shepherd
1995: Glenville State/W.Va. Wesleyan
1996: Fairmont State/Glenville State
1997: Glenville State/Shepherd
1998: Shepherd
1999: Shepherd
2000: WEST LIBERTY/Fairmont State
2001: Glenville State
2002: W.Va. Wesleyan
2003: W.Va. Wesleyan
2004: Shepherd
2005: Shepherd
2006: Shepherd
2007: Shepherd
2008: Glenville State
2009: WEST LIBERTY
2010: Shepherd

THIS IS HILLTOPPER FOOTBALL!

- West Liberty was the first NCAA Division II team to lead the nation in scoring and total offense in back-to-back seasons (2009-10)
- The Hilltoppers set an all-time West Virginia Conference total offense record in 2009 – and shattered it in 2010
- Quarterback Zach Amedro completed more passes for more yards than any quarterback in NCAA Division II history from 2007-10
- Tight end Ryan Travis led the nation in receptions and receiving yards in 2010
- Offensive tackle Ben Staggs won the 2009 Gene Upshaw Award as the NCAA Division II Lineman of the Year
- West Liberty is 22-4 in its last 26 WVIAC games
- The Hilltoppers have scored a touchdown in 111 consecutive games

THIS IS HILLTOPPER FOOTBALL!



WEST LIBERTY TV

The Official Station of
West Liberty University Sports



- Live sports coverage of WLU's Football and Men's and Women's Basketball games
- 24-hour webstream at WLTVonline.com
- 20-member student production crew led by industry professionals with experience from ABC Sports, ESPNU, The Golf Channel and many others.

Contact **WLTV**: (304) 336.8521



