HIGH POINT BASKETBALL

Kevin McMahon Jr. 19'| Assistant Director of Athletic Communications
Men's Basketball Contact | Steele Sports Center
One University Parkway | High Point, N.C. 27268
Office: 336-841-4640 | Mobile: 828-381-4188
kmcmaho1@highpoint.edu

2020-21 HIGH POINT MEN'S BASKETBALL SCHEDULE

November

Wed.	25	at Davidson	L,73-82
Sat.	28	at Elon	L,75-76

December

Sat.	5	North Florida	W. 85-74
Fri.	11	at UNC Asheville *	L, 67-80
Sat.	12	at UNC Asheville *	L 84-90 OT
Sat.	19	at William & Mary	W, 71-49
Tue.	22	at Eastern Kentucky	L,67-86
Wed.	30	USC Upstate *	W, 63-52
Thur.	31	USC Upstate *	L, 60-51

January

Mon.	4	at Campbell *	Postponed
Tues.	5	at Campbell *	Postponed
Sat.	9	Winthrop *	Postponed
Sun.	10	Winthrop *	Postponed
Tue.	19	at Longwood *	L, 54-75
Wed.	20	at Longwood *	L, 54-67
Sun.	24	Presbyterian *	W, 81-57
Mon.	25	Presbyterian *	L, 71-56
Fri.	29	at Gardner-Webb *	W, 59-55
Sat.	30	at Gardner-Webb *	W, 72-69

February

Sun.	7	at Hampton *	W, 72-58
Mon.	8	at Hampton *	L, 76-71
Thu.	**11**	**Charleston Southern ***	**6:00 PM**
Fri.	**12**	**Charleston Southern ***	**6:00 PM**
Thu.	18	Winthrop *	6:00 PM
Fri.	19	Winthrop *	6:00 PM
Thu.	23	Radford *	6:00 PM
Fri.	24	Radford *	6:00 PM

March

Tue.	2	Big South First Round !	TBA
Thur.	4	Big South Quarterfinals #	TBA
Fri.	5	Big South Semifinals #	TBA
Sun.	7	Big South Championship !	TBA

** Big South Conference game*
! Hosted by the higher seed(s)
 # Hosted by the #1 Seed

@HPUMBB

FACEBOOK.COM/HPUMENSBASKETBALL

@HPU_MBB

GAME 18

Thurs. February 11, 2021 • 6:00pm
Millis Center • High Point, N.C.
Stream: ESPN+

GAME 19

Fri. February 12, 2021 • 6:00pm
Millis Center • High Point, N.C.
Stream: ESPN+

HIGH POINT
PANTHERS
7-10 (5-7 BIG SOUTH)

CHARLESTON SOUTHERN
BUCCANEERS
1-15 (0-12 BIG SOUTH)

4 BIG SOUTH REGULAR SEASON TITLES • 5 BIG SOUTH PLAYERS OF THE YEAR • 2 BIG SOUTH FRESHMEN OF THE YEAR

2020-21 HIGH POINT UNIVERSITY MEN'S BASKETBALL ROSTER

No.	Name	Cl.	Pos.	Ht.	Wt.	Hometown / High School (Previous School)
1	John-Michael Wright	So.	G	6-1	183	Fayetteville, N.C. / Fayetteville Academy
2	Denny Slay II	Sr.	G	5-11	193	Woodbridge, Va. / St. Stephen's & St. Agnes
3	Ahmil Flowers	Fr.	G	6-2	180	Greensboro, N.C. / Grimsley
5	Alex Holt	Fr.	G	6-7	250	Lexington, N.C. . / Lexington
10	Emmanuel Izunabor	So.	F/C	6-9	210	Fayetteville, N.C. / Fayetteville Academy
11	Bryant Randleman	So.	G	6-4	185	Durham, N.C. / Durham Academy
12	Bryson Childress	Fr.	F	5-7	139	Albemarle, N.C. / Hargrave Military Academy
13	Cameron Billups	So.	F	6-3	180	Fayetteville, N.C. / Fayetteville Academy
14	Jaden House	Fr.	G	6-2	191	Richmond,Va / Middleburg Academy
15	Nathaniel Ledford	Fr.	G	5-11	174	Burnsville, N.C. / Mountain Heritage
20	Eric Coleman Jr.	So.	F	6-8	207	Buford, Ga. / Buford
21	Ryan Ayers	So.	F	6-6	210	Clemmons, N.C. / West Forsyth
22	Rob Peterson III	Jr.	F	6-4	187	Waxhaw, N.C. / Hargrave Military Academy
24	Caleb Wright	Fr.	F	6-4	206	Phoenix, Ariz. / Millennium
25	Lydell Elmore	Gr.	F	6-8	232	Branchville, S.C. / Branchville (Livingstone)
31	AJ Hoynack	Fr.	G	6-2	180	Miami, Fla. / Riviera Preparatory
32	John Michael Hughes	R-So.	G	6-1	165	Ligonier, Pa. / IMG Academy
35	Caden Sanchez	R-Jr.	F	6-8	236	Columbus, Ohio / St. Francis DeSales
55	Zack Austin	Fr.	G	6-4	205	Greensboro, N.C./ Moravian Prep

PRONUNCIATION GUIDE

Izunabor	uh-ZOON-uh- bore
Ahmil	uh-MEAL
Lydell	Lie-Dell

BY STATE

Arizona (1)
Caleb Wright

Georgia (1)
Eric Coleman Jr.

Florida (1)
AJ Hoynack

North Carolina (11)
Ryan Ayers
Zack Austin
Cameron Billups
Bryson Childress
Alex Holt
Jaden House
Emmanuel Izunabor
Nathaniel Ledford
Rob Peterson III
Bryant Randleman
John-Michael Wright

Ohio (1)
Caden Sanchez

Pennsylvania (1)
John Michael Hughes

South Carolina (1)
Lydell Elmore

Virginia (2)
Jaden House
Denny Slay II

HIGH POINT UNIVERSITY

Location.....High Point, N.C.
Founded.....1924
Enrollment.....5,500
Nickname.....Panthers
Colors.....Purple and White
Conference..... Big South (NCAA Div. I)
President..... Dr. Nido Qubein (High Point '70)
Athletic Director..Dan Hauser (Appalachian State '92)
Facility.....Millis Athletic and Convocation Center
Capacity.....1,750

TEAM INFORMATION

2019-20 Overall Record.....9-23
2019-20 Big South Record.....6-12
2019-20 Big South Finish..... T-10th
2020 Big South Tournament.....First Round (0-1)
#7 USC Upstate (L, 59-69)
First year of basketball.....1927-28
Program record*.....1,421-1,090 (.566)
Division I Record.....304-335 (.475)
Big South Record.....172-174 (.497)
D1 record at the Millis Center.....201-96 (.677)
Conference Championships .....
19 (15 Carolinas Conference & 4 Big South)
Division I Postseason Appearances .....
4(2 CIT & 2 NIT)
** Due to incomplete records, the overall record of the program cannot be confirmed*

BASKETBALL STAFF

Head Coach-Tubby Smith (High Point '73), third season
Record at High Point.....25-38
Career Record.....622-340
Associate Head Coach.....G.G. Smith (Georgia '99)
Assistant Coach.....Eric Gabriel (West Liberty '04)
Assistant Coach.....Keith Gatlin (Maryland '88)
Director of Operations.....Scott Lombardi (UMBC '07)
Asst AD/Sports Medicine...Josh Geruso (High Point '03)
Strength & Conditioning Andrew Crossley (Tennessee '04)
Director of Video Operations .....Ricky Hewell (Texas Tech '11)

ATHLETIC COMMUNICATONS STAFF

Assistant Director/MBB Contact Kevin McMahon (High Point '19)
Office/Cell phone-(336) 841-4640/(828) 381-4188
Email-Kmcmaho1@highpoint.edu

Assistant Director/WBB Contact

Joe Templin (Michigan '18)
Office/Cell phone-(336) 841-4638/(336) 862-3505
Email-jtemplin@highpoint.edu

Athletics Multimedia Coordinator Nicole Frechette

(Stetson '16)
Office/Cell phone- (336) 841-4572/(336) 848-8803
Email-nfrechet@highpoint.edu

Mailing Address Office of Athletic Communications
212 Steele Center
1 University Parkway
High Point, N.C. 27262

HEAD COACH TUBBY SMITH



Alma Mater: High Point '73 • First Season at HPU: 2018-19

HPU Athletics Hall of Famer Tubby Smith came home in March 2018 to become the 12th men's basketball head coach in program history. The former All-Conference guard of High Point College came back to his alma mater after serving as the head coach at Memphis for two seasons.

Smith coached Kentucky to the 1998 National Championship and is one of two head coaches to guide five different programs to the NCAA Division I Tournament (Tulsa, Georgia, Kentucky, Minnesota and Texas Tech).

Smith has been named National Coach of the Year three times (2003, 2005, 2016), conference coach of the year six times (1994, 1995, 1998, 2003, 2005, 2016) and was honored with the John R. Wooden Legends of Coaching Award in 2016. In 2000, Smith was an assistant coach on Rudy Tomjanovich's staff that led the United States to Olympic gold.

Smith has made 20 postseason appearances as a head coach, including nine Sweet Sixteen and four Elite Eight trips. Smith has mentored 18 student-athletes who have gone on to play in the NBA, including 13 NBA draft picks. In 27 seasons at six schools, Smith has amassed a combined record of 597-302 (.664).

Smith's Coaching Record

Year	Team	GC	W	L	Pct.	Postseason
1991-92	Tulsa	30	17	13	.567	
1992-93	Tulsa	29	15	14	.517	
1993-94	Tulsa	31	23	8	.742	Sweet 16
1994-95	Tulsa	32	24	8	.750	Sweet 16
1995-96	Georgia	31	21	10	.677	Sweet 16
1996-97	Georgia	33	24	9	.727	NCAA First Round
1997-98	Kentucky	39	35	4	.897	National Champion
1998-99	Kentucky	37	28	9	.757	Elite Eight
1999-00	Kentucky	33	23	10	.697	NCAA Second Round
2000-01	Kentucky	34	24	10	.706	Sweet 16
2001-02	Kentucky	32	22	10	.688	Sweet 16
2002-03	Kentucky	36	32	4	.889	Elite Eight
2003-04	Kentucky	32	27	5	.844	NCAA Second Round
2004-05	Kentucky	34	28	6	.824	Elite Eight
2005-06	Kentucky	35	22	13	.629	NCAA Second Round
2006-07	Kentucky	34	22	12	.647	NCAA Second Round
2007-08	Minnesota	34	20	14	.588	NIT First Round
2008-09	Minnesota	33	22	11	.667	NCAA First Round
2009-10	Minnesota	35	21	14	.600	NCAA First Round
2010-11	Minnesota	31	17	14	.548	
2011-12	Minnesota	38	23	15	.618	NIT Runner-Up
2012-13	Minnesota	34	21	13	.618	NCAA Second Round
2013-14	Texas Tech	32	14	18	.438	
2014-15	Texas Tech	32	13	19	.406	
2015-16	Texas Tech	32	19	13	.594	NCAA First Round
2016-17	Memphis	32	19	13	.594	
2017-18	Memphis	34	21	13	.618	
2018-19	High Point	31	16	15	.516	
2019-20	High Point	32	9	23	.281	
Totals	**Tulsa**	**122**	**79**	**43**	**.648**	
	Georgia	**64**	**45**	**19**	**.703**	
	Kentucky	**346**	**263**	**83**	**.760**	
	Minnesota	**205**	**124**	**81**	**.605**	
	Texas Tech	**96**	**46**	**50**	**.479**	
	Memphis	**66**	**40**	**26**	**.606**	
	High Point	**63**	**25**	**38**	**.397**	
	Career	**962**	**622**	**340**	**.647**	

Smith, a native of Scotland, Md., started his coaching career at Great Mills High School, his high school alma mater, in Great Mills, Md., before moving to Hoke County High School in Raeford, N.C. He had three assistant coach stops at VCU, South Carolina, and Kentucky before earning his first Division I head coaching job at Tulsa in 1991.

Smith led Tulsa to a pair of Sweet Sixteen appearances in 1994 and 1995 before moving to Georgia where he accumulated a 45-19 record in two seasons. In 1997, Smith went back to Kentucky, this time as the head coach, and led the Wildcats to the 1998 National Championship. He secured a 262-83 record with five Sweet Sixteen trips and 10 NCAA Tournament appearances in 10 seasons.

Smith also was the head coach at Minnesota for six seasons and turned around a fledgling program at Texas Tech in three seasons before moving to Memphis in 2016.

The former Panther standout was inducted into the High Point University Athletics Hall of Fame in 2016. In 2013, Smith was inducted into the University of Kentucky Athletic Hall of Fame. Smith graduated with a degree in health and physical education from High Point in 1973.

A native of Scotland, Md., Smith is the sixth of 17 children of Guffrie and Parthenia Smith. He is married to his wife Donna, and has three sons, G.G., Saul and Brian, and a daughter, Trisch.

BIG SOUTH 29-28

Coach Smith vs Big South

Campbell 3-1
Charleston Southern.....2-2
Gardner-Webb.....3-4
Hampton.....4-1
High Point 5-0
Longwood.....0-6
Presbyterian 3-2
Radford.....0-4
UNC Asheville.....4-3
USC Upstate.....4-2
Winthrop 1-3

HIGH POINT UNIVERSITY MEN'S BASKETBALL HEAD COACHING HISTORY

Coach	Years	Seasons	GC	W	L	Pct.	Conference	GC	W	L	Pct
J.P. Boylin	1927-31	4	82	48	34	.585	North State	-	-	-	-
Julian Beall	1931-33	2	35	16	19	.457	North State	-	-	-	-
Virgil Yow	1933-45	21	511	315	196	.616	Multiple	210	125	85	.595
Ralph James	1945-50	5	112	80	32	.714	North State (NAIB)	73	56	17	.767
Bob Davis	1950-53	3	90	56	34	.622	North State (NAIB)	48	30	18	
Thomas Quinn	1962-66	4	120	95	25	.792	CIAC (NAIA)	69	57	12	.826
Bob Vaughan	1966-71	5	136	73	63	.537	CIAC (NAIA)	74	34	40	.459
J.D. Barnett	1971-72	1	29	13	16	.448	CIAC (NAIA)	15	5	9	.357
Jerry Steele	1972-03	31	870	458	412	.526	Multiple (Pre-DI)	333	187	146	.562
					-- Begin Division I Play --						
Jerry Steele (DI Only)	1999-2003	4	113	37	76	.327	Big South	60	16	44	.267
Bart Lundy	2003-09	6	183	96	87	.525	Big South	94	48	46	.511
Scott Cherry	2009-18	9	280	146	134	.521	Big South	158	93	65	.589
Tubby Smith	2018-Pres.	2	63	25	38	.397	Big South	34	15	19	.441
Totals	**1927-2020**	**97**	**2,511**	**1,421**	**1,090**	**.566**					
Division I	**1999-2020**	**21**	**639**	**304**	**335**	**.475**	**Big South**	**346**	**172**	**174**	**.497**

Orlando "Tubby" Smith

Sophomore





Scotland, Maryland **20** **Backcourt**

Height: 6-2 **Weight: 175** **Age: 20**

Exceptionally gifted player physically, who has worked very hard during fall drills. Averaged 13 points a game as a freshman and 12 as a sophomore but both were beneath his potential . . . Possesses exceptional quickness, spring and speed, and is gifted with great lateral quickness — so essential in good defense . . . Attended Great Mills High School . . . Had several exceptional scoring nights last year, including one 30-pointer, but was an inconsistent scorer . . . Honorable Mention All-American in high school . . . Has been a

ACROSS THE COURT

OPPONENT PREVIEW - CHARLESTON SOUTHERN

Matchup History

HPU is a 21-19 against Hampton since becoming a D-1 program in 1999.

Tubby Smith is 2-2 against the Buccaneers.

The last time the two sides met was February 13th, where a Phlandrous Flemming Jr. buzzer-beating three-pointer was the difference 66-63.

Inside the Millis Center against CSU, the Panthers are 15-5.

Across the Bench

The Bucs are led by Phlandrous Flemming Jr. the 2020-21 Preseason Player of the Year. Flemming is the leading scorer for CSU as he averages 18.4 points per game. Flemming also leads his Buccaneers in rebounds with an average of 5.9.

Leading Charleston Southern is Head Coach Barclay Radebaugh he is in his 16th season as the head coach of the Bucs. Radebaugh is the winningest coach in school history

Sean Price is second in scoring for The Bucs, the redshirt junior averages 9.9 points for CSU.

TALE OF THE TAPE

HIGH POINT		CHARLESTON SOUTHERN
7-10	RECORD	1-15
3-2	LAST 5 GAMES	0-5
67.9	POINTS/GAME	64.7
69.2	OPP. POINTS/GM	74.6
35.1	REBOUNDS/GAME	34.2
2.7	REBOUND MARGIN	-2.4
.427	FIELD GOAL PCT.	.412
.445	OPP. FG PCT.	.466
.696	FREE THROW PCT.	.709
WRIGHT (20.3)	SCORING LEADER	FLEMMING (18.4)
ELMORE (6.4)	REBOUNDING LEADER	FLEMMING (5.9)

CHARLESTON SOUTHERN

Thursday, Feburary 11
Friday, Feburary 12
High Point, N.C.
Millis Center (1,750)

QUICK FACTS

Location	Charleston, S.C.
Enrollment	3,596
Nickname	Buccaneers
Colors	Blue (PMS 295) and Gold (PMS 7503)
Conference	Big South
Arena	CSU Field House (881)
President	Dr. Dondi E. Costin
Athletic Director	Jeff Barber
Head Coach	Barclay Radebaugh
Alma Mater	ETSU
Record at Charleston Southern	207-256
Overall Record	228-264
2019-20 Overall Record	14-18 (.438)
2019-20 Conference Record	7-11 (.389)
MBB Contact	Derrick Bennington
Email	dbennington@csuniv.edu
Website	csusports.com
Last Meeting	Feb 13 2020, L 63-66

HIGH POINT PLAYER AND TEAM NOTES

Chairmen of the Boards

On Sunday (Feb. 7) the Panthers ended the game with 60 rebounds in the game as a team which is the most in a single game against a D-I opponent in High Point program history. HPU's 60 rebounds against Hampton today (Feb. 7) is the fifth most rebounds a D-1 team has recorded against a D-1 opponent this season. With the most being Georgia Tech's 70 over Georgia State.

Wright Away

John-Michael Wright averaged 22 points in the two games against Hampton on Sunday (Feb. 7) and Monday (Feb. 8). The Sophomore has scored twenty points for the Panthers in ten games this season. Wright has scored twenty points in his last three contests for HPU.
Double-Digit Dell
Lydell Elmore has scored in double digits in his last seven games for HPU. The Graduate transfer has ended his night in double figures in 11 out of 12 Big South conference games this season.

House is Heating Up

Jaden House scored 17 points providing a big spark off of the bench for The Panthers in the game on Monday (Feb 8.). In about five minutes off the bench in the first half, the freshman had exploded for 11 points. House was one of three Panthers to end the night in double digits.

Panther Dunk Counter

Throughout the entire 2019-20 season, the Panthers totaled 24 dunks. After seventeen games, the Panthers already have surpassed that total with 31 jams on this season.

Flydell

Elmore has 18 dunks so far this season for The Purple and White, which leads the squad for jams made.

Tubby All-Time Wins Tracker

Coach Tubby Smith has 629 wins which currently ranks him 35th all-time in wins amongst D-1 coaches.

How Sweep It Is!

HPU enters the upcoming series against Hampton having won three out of its last four games. The Panthers swept Gardner-Webb in its last two contests in highly competitive games each of which came down to the wire.

Wright Again!

A big weekend from John-Michael Wright helped the Panthers secure the sweep over the Runnin' Bulldogs. The Fayetteville native had quite the week of scoring, in a week where HPU played four games from Sunday (Jan. 24) to (Jan. 30). Against PC on Monday (Jan. 25) he scored a team-leading 22 points. On Friday (Jan. 29) against the Runnin' Bulldogs Wright scored 11 points in the win. On Saturday (Jan. 30) Wright finished with 28 points, he scored 25 of them in the second half leading HPU to a comeback victory as HPU swept Gardner Webb. Over three Big South games in six days, JMW scored 61 points.

Dell Gets It Done

A game-high 17-point performance for Lydell Elmore on Friday (Jan. 29) which lifted The Panthers to the win in game one against GWU. The next night (Jan. 30) Elmore scored 13 points and brought in four rebounds as The Purple and White secured the sweep against Gardner-Webb.

A Holt of Energy

Holt started his first two games of the season against Gardner-Webb on Jan 29 and Jan 30. On Friday (Jan 29) freshman Holt saw his first career start on Friday night and nearly brought in a double-double as he scored 12 points and brought down eight rebounds. On Saturday (Jan. 30) Holt was the third Panther in double figures as he had 11 points and brought in a team-leading six rebounds. In the Two wins over GWU Holt scored 23 points total and had 14 rebounds for the series.

He's Always Wright

John-Michael Wright had a huge week in scoring against Longwood. In the first game against the Lancers on Tuesday, he scored 27 points. Wright scored 21 points the following night for a total of 48 points over the two-night series.

He Was Number 1

Freshman Ahmil Flowers had a highlight of his picked up by ESPN for the second time this season early Wednesday morning (1/20). Except for this time his dunk wasn't on Snapchat, his one-handed posterizing slam over two Longwood defenders landed #1 on ESPN SportsCenter's top ten plays.

Mr. Wright

John-Michael Wright is coming off of a 14-point performance (tied for team-high) in the 22-point victory against William & Mary. The sophomore is averaging 20.7 points per game which ranks him 31st in the nation in scoring.

El(MORE) Extraordinary Performances

Lydell Elmore continues to put forth impressive performance after impressive performance. Elmore scored 14 points against the Tribe in his last time out and brought in seven rebounds. The graduate student is averaging 12.5 points per game. Elmore has scored in double digits in four straight games.

Blooming Flowers

Freshman, Ahmil Flowers has scored double digits in his last two games. Flowers nearly had a double-double last time out as he scored ten points and brought in seven rebounds.

Big Win

The 22-point victory over William & Mary is the largest margin of victory for HPU since Coach Smith's first season when High Point defeated Western Carolina 86-59. It was the most a High Point team has won by on the road during the Tubby Smith era.

Always Wright

John-Michael Wright has led HPU in scoring in four of their five games this season. The sophomore has scored 20 points in a game in four out of five games. Wright is averaging 22 points per game, which ranks him 17th in the nation in scoring.

Wait, there's Elmore

Lydell Elmore is averaging 12.2 points per game and has shown tremendous scoring ability this season. He is on a three-game streak of scoring double digits. He led HPU in scoring on Saturday with 18 and nearly recorded a double-double as he brought in nine rebounds.

Da Da Da, Da Da Da

Ahmil Flowers continues to impress the freshman put down a dunk on Sunday against UNC Asheville that gained national attention as the posterizing jam was number three on top plays on SportsCenter on Snapchat.

HIGH POINT PLAYER AND TEAM NOTES

\

Take it to the House

Jaden House has been outstanding for HPU off of the bench this season. House scored 19 points off of the bench this week in High Point's first conference series of the year. In 22 minutes off of the bench on Saturday (12/12). House also brought in three rebounds while recording a steal. On Sunday (12/13), House scored double digits for the first time of his High Point career, scoring 11 points off of the bench in 30 minutes played.

Wright Time

For the third straight game, John Michael Wright was the leading scorer with 23 points in the win against North Florida on Saturday. The sophomore is averaging a Big South Conference-leading 24.0 points per game. His points per game rank Wright tenth in the nation in scoring.
Dell's Dazzling Display
Against UNF last Saturday Lydell Elmore had his best performance to date in a High Point uniform dropping 21 points, bringing in six boards, and delivering two blocks. Elmore was four points shy of his career-high of 25 points, which came against Elizabeth City State last season during his time at Livingstone College.

He's the Man

Emmanuel Izunabor picked up from where he left off on Saturday as he posted his second straight performance in double figures. The sophomore has scored 33 points on the season which, is the second-most on the team. The big man is averaging 11 points per game.

New House on the Block

Jaden House came off of the bench for HPU against UNF and contributed 13 quality minutes scoring eight points for The Purple and White.

Return of the M.A.C.C

The Panthers return to the Millis Athletic and Convocation Center for the first time this season. Tubby Smith has a winning record at home in Millis as the head coach of the Panthers with a 15-13 record.

Tubby's Third Season

Tubby Smith is entering his third season as the head coach of the High Point Panthers which is significant because his third season is historically when he has experienced great success which he was able to build off of at his previous schools. In his third season at Tulsa in 1993, Coach Smith achieved his first 20-win season as a head coach as the Golden Hurricanes won six more games than the year before finishing with a 23-8 record and made it to the Sweet 16. In his third season at Minnesota in 2009, he maintained the Golden Gopher's success from the previous season again winning over 20 games and making it to the NCAA Tournament. In his third season at Texas Tech in 2015, the Red Raiders won 19 games for the first time since 2010 and made its first NCAA Tournament appearance since 2006. Smith and the Panthers are hoping to see this third-year trend continue this season.

Chairman of The Boards

Alex Holt was the leading rebounder in N.C. in high school a year ago, Holt showed why in his first college game as he led HPU in rebounds with six against Davidson.

You Got It (The Wright Stuff)

HPU enters the season being picked 7th in the Big South Preseason poll. Sophomore John-Michael Wright was selected to the preseason Big South All-Conference Second Team. Entering his sophomore season Wright was selected to NABC Player Development Coalition Roster. The NABC Player Development Coalition is a diverse collection of Division I men's basketball student-athletes that will provide valuable perspective and feedback on college basketball issues.

New Experience

The Panthers add graduate transfer Lydell Elmore, who comes to High Point after a successful career at Livingstone College. Elmore received All CIAA Front Court honors two years in a row (2019,2020). Elmore was named a 2020 BOXTOROW Division II All American. He was selected to the BOXTOROW All-American Second Team.

Full Slate

High Point will play 26 games in total – 20 Big South Conference games, five non-conference games, and an exhibition contest.

Big South Double Feature

The Big South will play 20 conference games this season which will cause conference games to start earlier this season. Also this season, Big South games will be played back to back at the same location, instead of the traditional home-and-home series format

BIG on Tubby Smith

Tubby has been a head coach in three out of the six conferences that have Big in the title. (Big Ten, Big 12, Big South)

PHOTO OF THE WEEK

PRESEASON POLL

1. Winthrop (21)
2. UNC Asheville (2)
3. Charleston Southern
4. Gardner-Webb (1)
5. USC Upstate
6. Radford
7. High Point
8. Longwood
9. Hampton
10. Campbell
11. Presbyterian College

The Last Time...

An HPU Player...

Scored 20+ points .....John-Michael Wright (20) at Hampton (2/08/21)
Scored 30+ points.....Jamal Wright (34) at Hampton (2/06/20)
Scored 40+ points ..... Nick Barbour (44) vs. Campbell (2/22/12)
Scored 50+ points .....Kirk Stewart (51) vs. Belmont Abbey (1/2/65)
Had 5+ three-pointers.....Jaden House (5) at Hampton (2/08/21)
Collected 10+ rebs.....Emmanuel Izunabor (11) vs PC (1/25/21)
Collected 15+ rebs ..... Cliff Thomas Jr.(17) vs. USC Upstate (3/3/20)
Collected 20+ rebs ..... Cruz Daniels (20) vs. VMI (2/28/09)
Had 10+ assists..... Haiishen McIntyre (10) at Clemson (11/28/14)
Had 5+ steals ..... Denny Slay II (7) vs. Belmont Abbey (12/21/19)
Had 10+ steals ... Dustin Van Weerdhuizen (10) vs. Warren Wilson (11/27/01)
Blocked 5 shots ..... Caden Sanchez (5) vs. Longwood (1/25/20)
Had a double-double .....Lydell Elmore (11)(11) vs PC (1/25/21

An HPU Team...

Scored 100 points..... 101 (101-60) vs. Washington College (1/2/19)
Won by 30+ ..... 36 (90-54) vs. Johnson & Wales (12/1/17)
Won by 40+ ..... 41 (101-60) vs. Washington College (1/2/19)
Won by 50+ ..... 71 (110-39) vs. Toccoa Falls (12/10/17)
Shot 50% or better..... 50.9% vs PC (1/24/21)
Shot 60% or better..... 66.7% (36-54) vs. Western Carolina (12/15/18)
Had 10+ three-pointers..... 12 vs. Gardner-Webb (1/23/20)
Collected 50+ rebs..... 60 at Hampton (2/07/21)
Had 20+ assists.....26 vs Belmont Abbey (12/21/19)
Had 30+ assists.....36 vs. Florida Christian (1/8/08)
Had 15+ steals ..... 19 at Winthrop (12/30/17)
Had 10+ blocks.....25 vs. Toccoa Falls (12/10/17)
Forced 20+ turnovers ..... 25 vs. Winthrop (2/10/18)
Forced 25+ turnovers ..... 25 vs. Winthrop (2/10/18)
Won in the last second ..... 55-53 at Valparaiso (12/4/18)
Lost in the last second..... 70-69 vs. Eastern Kentucky (12/1/18)
Won in overtime..... 70-66 vs. Elon (12/5/19)
Lost in overtime ..... 84-90 at UNC Asheville(1/23/20)
Won in double-OT .....90-87 at Winthrop (1/3/15)
Lost in double-OT .....87-92 vs. Radford (2/23/05)
Played 3+ overtimes....97-93 L (3OT) at Charleston Southern (2/28/15)
Had two 20-point scorers..... vs. Gardner-Webb (3/7/19)
..... Jahaad Proctor (25), Ricky Madison (22)
Had two with 10 rebounds..... at Campbell (2/21/19)
..... Ricky Madison (10), Jordan Whitehead(10)
Had two with double-doubles .....vs. Charleston Southern (1/26/17)
Miles Bowman Jr. (15 pts./12 rebs.), Tarique Thompson (10 pts./10 rebs.)
Had every player score..... vs. Gardner-Webb (2/23/19)
Had every player record a rebound ..... vs Elon (12/5/19)
Had at least five players in double figures.....5 Players vs.Belmont Abbey (2/21/19)
Had every starter score in double figures..... vs. Hampton (2/2/19)

An Opposing Player...

Scored 20+ points ..... Davion Warren (28) vs at Hampton(2/08/21)
Scored 30+ points .. Phlandrous Fleming Jr. (31) vs Charles South. (1/18/20)
Had 5+ three-pointers..... Jordan Sears (6) at GWU (1/30/21)
Collected 10 rebs.....Bryson Mozone (14) vs USC Upstate (12/31/20)
Collected 15 rebs..... Andrew Eudy (15) at Campbell (2/21/19)
Had 10 assists.....Lew Stallworth (12) at The Citadel (11/27/19)
Had 5 steals..... Kareem Reid (5) (1/30/21)
Blocked 5 shots ..... Dajour Dickens (7) at Hampton(2/08/21)
Double-Double..... Bryson Mozone (11) (14) at USC Upstate (12/31/20)
Triple-double..... Jesse Sanders (14 pts/10 reb/13 ast) vs. Liberty (1/21/12)

An Opponent...

Scored 100 points..... 112 (112-87) at The Citadel (11/27/18)
Won by 30+ .....31 (89-58) at Texas (12/30/19)
Won by 40+ ..... 41 (89-48) at Arkansas (12/28/13)
Won by 50+ ..... 54 (97-43) at No. 12 Ohio State (12/10/14)
Had 10+ three-pointers..... 11 at Hampton (2/08/21)
Collected 50+ rebs .....59 vs. Radford (2/11/17)
Had 20+ assists.....20 vs UNC Asheville (12/13/20)
Had 15+ steals ..... 15 at EKU (12/22/20)
Had 10+ blocks..... 10 at Hampton (2/07/21)
Forced 20+ turnovers .....29 at Boston College (11/13/19)
Forced 25+ turnovers .....29 at Boston College (11/13/19)
Had two 20-point scorers..... vs Hampton(2/08/21)

2020-21 OVERALL STATISTICS

2020-21 High Point Men's Basketball
Combined Team Statistics
All games

Game Records

Record	Overall	Home	Away	Neutral
ALL GAMES	7-10	3-2	4-8	0-0
CONFERENCE	5-7	2-2	3-5	0-0
NON-CONFERENCE	2-3	1-0	1-3	0-0

Score by Periods

Team	1st	2nd	OT	TOT
High Point	563	581	11	1155
Opponents	536	624	17	1177

Team Box Score

No.	Player				Total		3-Point		F-Throw		Rebounds											
		GP-GS	MIN	AVG	FG-FGA	FG%	3FG-FGA	3FG%	FT-FTA	FT%	OFF	DEF	TOT	AVG	PF	DQ	A	TO	BLK	STL	PTS	AVG
1	WRIGHT, John-Michael	15-15	500:07	33.3	96-230	.417	31-92	.337	81-103	.786	19	53	72	4.8	34	1	50	31	1	20	304	20.3
25	ELMORE, Lydell	17-17	458:42	27.0	82-163	.503	1-16	.063	30-46	.652	32	77	109	6.4	37	0	16	24	14	12	195	11.5
3	FLOWERS, Ahmil	17-17	537:10	31.6	50-124	.403	8-36	.222	43-61	.705	19	43	62	3.6	37	0	37	34	4	23	151	8.9
10	IZUNABOR, Emmanuel	15-9	283:06	18.9	26-57	.456	1-1	1.000	31-41	.756	29	33	62	4.1	35	0	3	15	11	10	84	5.6
14	HOUSE, Jaden	15-0	192:07	12.8	29-59	.492	10-26	.385	12-23	.522	4	23	27	1.8	17	0	14	26	0	9	80	5.3
2	SLAY II, Denny	15-2	262:32	17.5	28-72	.389	12-44	.273	9-10	.900	4	23	27	1.8	8	0	17	11	1	3	77	5.1
5	HOLT, Alex	14-4	155:35	11.1	22-50	.440	1-3	.333	14-23	.609	17	15	32	2.3	23	0	4	8	3	1	59	4.2
20	COLEMAN JR., Eric	11-0	171:17	15.6	12-39	.308	6-21	.286	11-18	.611	5	25	30	2.7	29	1	12	12	5	2	41	3.7
35	SANCHEZ, Caden	17-4	289:05	17.0	20-53	.377	2-7	.286	18-28	.643	26	41	67	3.9	27	0	10	14	16	1	60	3.5
12	CHILDRESS, Bryson	15-3	189:38	12.6	17-37	.459	15-33	.455	1-3	.333	0	10	10	0.7	14	0	10	6	0	5	50	3.3
11	RANDLEMAN, Bryant	17-14	365:25	21.5	16-46	.348	0-8	.000	22-35	.629	5	41	46	2.7	35	1	38	28	5	18	54	3.2
22	PETERSON III, Rob	2-0	11:00	5.5	0-1	.000	0-1	.000	0-0	.000	1	1	2	1.0	1	0	3	3	0	0	0	0.0
13	BILLUPS, Cameron	1-0	01:39	1.7	0-0	.000	0-0	.000	0-0	.000	0	0	0	0.0	0	0	0	0	0	0	0	0.0
21	AYERS, Ryan	1-0	01:11	1.2	0-1	.000	0-1	.000	0-0	.000	0	0	0	0.0	0	0	0	0	0	0	0	0.0
32	HUGHES, John-Michael	4-0	06:27	1.6	0-1	.000	0-1	.000	0-0	.000	2	1	3	0.8	0	0	0	0	0	0	0	0.0
Team											22	26	48					9				
Total		**17**	**3425**		**398-933**	**.427**	**87-290**	**.300**	**272-391**	**.696**	**185**	**412**	**597**	**35.1**	**297**	**3**	**214**	**221**	**60**	**104**	**1155**	**67.9**
Opponents		**17**	**3425**		**410-922**	**.445**	**147-421**	**.349**	**210-310**	**.677**	**148**	**402**	**550**	**32.4**	**336**	**8**	**233**	**230**	**74**	**109**	**1177**	**69.2**

Team Statistics

	HP	OPP
Scoring	**1155**	**1177**
Points per game	67.9	69.2
Scoring margin	-1.3	-
Field goals-att	**398-933**	**410-922**
Field goal pct	.427	.445
3 point fg-att	**87-290**	**147-421**
3-point FG pct	.300	.349
3-pt FG made per game	5.1	8.6
Free throws-att	**272-391**	**210-310**
Free throw pct	.696	.677
F-Throws made per game	16.0	12.4
Rebounds	**597**	**550**
Rebounds per game	35.1	32.4
Rebounding margin	+2.8	-
Assists	**214**	**233**
Assists per game	12.6	13.7
Turnovers	**221**	**230**
Turnovers per game	13.0	13.5
Turnover margin	+0.5	-
Assist/turnover ratio	1.0	1.0
Steals	**104**	**109**
Steals per game	6.1	6.4
Blocks	**60**	**74**
Blocks per game	3.5	4.4
Winning streak	**0**	**-**
Home win streak	0	-
Attendance	**10**	**723**
Home games-Avg/Game	5-2	12-60
Neutral site-Avg/Game	-	0-0

Team Results

Date	Opponent		Score	Att.
11/25/2020	at Davidson	L	73-82	0
11/28/2020	at Elon	L	75-76	0
12/05/2020	North Florida	W	85-74	10
12/12/2020	at UNC Asheville	L	67-80	0
12/13/2020	at UNC Asheville	Lot	84-90	0
12/19/2020	at William & Mary	W	71-49	0
12/22/2020	at Eastern Ky.	L	67-86	723
12/30/2020	USC Upstate	W	63-52	0
12/31/2020	USC Upstate	L	51-60	0
01/19/2021	at Longwood	L	54-75	0
01/20/2021	at Longwood	L	54-67	0
01/24/2021	Presbyterian	W	81-57	0
01/25/2021	Presbyterian	L	56-71	0
01/29/2021	at Gardner-Webb	W	59-55	0
01/30/2021	at Gardner-Webb	W	72-69	0
02/07/2021	at Hampton	W	72-58	0
02/08/2021	at Hampton	L	71-76	0

2020-21 CATERGORY LEADERS

2020-21 High Point Men's Basketball
Category Leaders
All games

as of Feb 10, 2021

Points

##	Player	G	Pts	Pts/G
1	Wright, John-Michael	15	304	20.3
25	Elmore, Lydell	17	195	11.5
3	Flowers, Ahmil	17	151	8.9
10	Izunabor, Emmanuel	15	84	5.6
14	House, Jaden	15	80	5.3
2	Slay II, Denny	15	77	5.1
35	Sanchez, Caden	17	60	3.5
5	Holt, Alex	14	59	4.2
11	Randleman, Bryant	17	54	3.2
12	Childress, Bryson	15	50	3.3
20	Coleman Jr., Eric	11	41	3.7

Scoring Average

##	Player	G	Pts	Pts/G
1	Wright, John-Michael	15	304	20.3
25	Elmore, Lydell	17	195	11.5
3	Flowers, Ahmil	17	151	8.9
10	Izunabor, Emmanuel	15	84	5.6
14	House, Jaden	15	80	5.3
2	Slay II, Denny	15	77	5.1
5	Holt, Alex	14	59	4.2
20	Coleman Jr., Eric	11	41	3.7
35	Sanchez, Caden	17	60	3.5
12	Childress, Bryson	15	50	3.3
11	Randleman, Bryant	17	54	3.2

Field Goal Percentage

##	Player	FG	Att	Pct
25	Elmore, Lydell	82	163	.503
14	House, Jaden	29	59	.492
12	Childress, Bryson	17	37	.459
10	Izunabor, Emmanuel	26	57	.456
5	Holt, Alex	22	50	.440
1	Wright, John-Michael	96	230	.417
3	Flowers, Ahmil	50	124	.403
2	Slay II, Denny	28	72	.389
35	Sanchez, Caden	20	53	.377
11	Randleman, Bryant	16	46	.348
20	Coleman Jr., Eric	12	39	.308

Field Goal Attempts

##	Player	G	Att	Att/G
1	Wright, John-Michael	15	230	15.3
25	Elmore, Lydell	17	163	9.6
3	Flowers, Ahmil	17	124	7.3
2	Slay II, Denny	15	72	4.8
14	House, Jaden	15	59	3.9

Field Goals Made

##	Player	G	Made	Made/G
1	Wright, John-Michael	15	96	6.4
25	Elmore, Lydell	17	82	4.8
3	Flowers, Ahmil	17	50	2.9
14	House, Jaden	15	29	1.9
2	Slay II, Denny	15	28	1.9

3-Point FG Percentage

##	Player	3FG	Att	Pct
10	Izunabor, Emmanuel	1	1	1.000
12	Childress, Bryson	15	33	.455
14	House, Jaden	10	26	.385
1	Wright, John-Michael	31	92	.337
5	Holt, Alex	1	3	.333
20	Coleman Jr., Eric	6	21	.286
35	Sanchez, Caden	2	7	.286
2	Slay II, Denny	12	44	.273
3	Flowers, Ahmil	8	36	.222
25	Elmore, Lydell	1	16	.063

3-Point FG Attempts

##	Player	G	Att	Att/G
1	Wright, John-Michael	15	92	6.1
2	Slay II, Denny	15	44	2.9
3	Flowers, Ahmil	17	36	2.1
12	Childress, Bryson	15	33	2.2
14	House, Jaden	15	26	1.7

3-Point FG Made

##	Player	G	Made	Made/G
1	Wright, John-Michael	15	31	2.1
12	Childress, Bryson	15	15	1.0
2	Slay II, Denny	15	12	0.8
14	House, Jaden	15	10	0.7
3	Flowers, Ahmil	17	8	0.5

2020-21 CATEGORY LEADERS

2020-21 High Point Men's Basketball
Category Leaders
All games

as of Feb 10, 2021

Free Throw Percentage

##	Player	Made	Att	Pct
2	Slay II, Denny	9	10	.900
1	Wright, John-Michael	81	103	.786
10	Izunabor, Emmanuel	31	41	.756
3	Flowers, Ahmil	43	61	.705
25	Elmore, Lydell	30	46	.652
35	Sanchez, Caden	18	28	.643
11	Randleman, Bryant	22	35	.629
20	Coleman Jr., Eric	11	18	.611
5	Holt, Alex	14	23	.609
14	House, Jaden	12	23	.522
12	Childress, Bryson	1	3	.333

Free Throw Attempts

##	Player	G	Att	Att/G
1	Wright, John-Michael	15	103	6.9
3	Flowers, Ahmil	17	61	3.6
25	Elmore, Lydell	17	46	2.7
10	Izunabor, Emmanuel	15	41	2.7
11	Randleman, Bryant	17	35	2.1

Free Throws Made

##	Player	G	Made	Made/G
1	Wright, John-Michael	15	81	5.4
3	Flowers, Ahmil	17	43	2.5
10	Izunabor, Emmanuel	15	31	2.1
25	Elmore, Lydell	17	30	1.8
11	Randleman, Bryant	17	22	1.3

Rebounds

##	Player	G	Reb	Reb/G
25	Elmore, Lydell	17	109	6.4
1	Wright, John-Michael	15	72	4.8
35	Sanchez, Caden	17	67	3.9
3	Flowers, Ahmil	17	62	3.6
10	Izunabor, Emmanuel	15	62	4.1

Assists

##	Player	G	Ast	Ast/G
1	Wright, John-Michael	15	50	3.3
11	Randleman, Bryant	17	38	2.2
3	Flowers, Ahmil	17	37	2.2
2	Slay II, Denny	15	17	1.1
25	Elmore, Lydell	17	16	0.9

Rebounds Average

##	Player	G	Reb	Reb/G
25	Elmore, Lydell	17	109	6.4
1	Wright, John-Michael	15	72	4.8
10	Izunabor, Emmanuel	15	62	4.1
35	Sanchez, Caden	17	67	3.9
3	Flowers, Ahmil	17	62	3.6

Steals

##	Player	G	Stl	Stl/G
3	Flowers, Ahmil	17	23	1.4
1	Wright, John-Michael	15	20	1.3
11	Randleman, Bryant	17	18	1.1
25	Elmore, Lydell	17	12	0.7
10	Izunabor, Emmanuel	15	10	0.7

Offensive Rebounds

##	Player	G	OReb	OReb/G
25	Elmore, Lydell	17	32	1.9
10	Izunabor, Emmanuel	15	29	1.9
35	Sanchez, Caden	17	26	1.5
1	Wright, John-Michael	15	19	1.3
3	Flowers, Ahmil	17	19	1.1

Blocked Shots

##	Player	G	Blk	Blk/G
35	Sanchez, Caden	17	16	0.9
25	Elmore, Lydell	17	14	0.8
10	Izunabor, Emmanuel	15	11	0.7
20	Coleman Jr., Eric	11	5	0.5
11	Randleman, Bryant	17	5	0.3

Defensive Rebounds

##	Player	G	DReb	DReb/G
25	Elmore, Lydell	17	77	4.5
1	Wright, John-Michael	15	53	3.5
3	Flowers, Ahmil	17	43	2.5
35	Sanchez, Caden	17	41	2.4
11	Randleman, Bryant	17	41	2.4

Minutes

##	Player	G	Min	Min/G
3	Flowers, Ahmil	17	537	31:36
1	Wright, John-Michael	15	500	33:20
25	Elmore, Lydell	17	459	26:59
11	Randleman, Bryant	17	365	21:30
35	Sanchez, Caden	17	289	17:00

2020-21 TEAM STATISTICS

2020-21 High Point Men's Basketball
Overall Team Statistics
All games

as of Feb 10, 2021

Team Statistics

	HP	OPP
Scoring	**1155**	**1177**
Points per game	67.9	69.2
Scoring margin	-1.3	-
Field goals-att	**398-933**	**410-922**
Field goal pct	.427	.445
3 point fg-att	**87-290**	**147-421**
3-point FG pct	.300	.349
3-pt FG made per game	5.1	8.6
Free throws-att	**272-391**	**210-310**
Free throw pct	.696	.677
F-Throws made per game	16.0	12.4
Rebounds	**597**	**550**
Rebounds per game	35.1	32.4
Rebounding margin	+2.8	-
Assists	**214**	**233**
Assists per game	12.6	13.7
Turnovers	**221**	**230**
Turnovers per game	13.0	13.5
Turnover margin	+0.5	-
Assist/turnover ratio	1.0	1.0
Steals	**104**	**109**
Steals per game	6.1	6.4
Blocks	**60**	**74**
Blocks per game	3.5	4.4
Winning streak	**0**	**-**
Home win streak	0	-
Attendance	**10**	**723**
Home games-Avg/Game	5-2	12-60
Neutral site-Avg/Game	-	0-0

Score by Periods

Team	1st	2nd	OT	TOT
High Point	563	581	11	1155
Opponents	536	624	17	1177

2020-21 GAME BY GAME

2020-21 High Point Men's Basketball
Team Game-by-Game
All games

				Total		3-Pointers		Free throws		Rebounds										
Opponent	**Date**	**Score**		**FG-FGA**	**PCT**	**3FG-FGA**	**PCT**	**FT-FTA**	**PCT**	**OFF**	**DEF**	**TOT**	**AVG**	**PF**	**A**	**TO**	**BLK**	**STL**	**PTS**	**AVG**
at Davidson	11/25/2020	73-82	L	27-58	.466	9-17	.529	10-13	.769	6	21	27	27.0	17	9	10	2	2	73	73.0
at Elon	11/28/2020	75-76	L	20-41	.488	5-15	.333	30-41	.732	2	24	26	26.5	23	9	12	3	2	75	74.0
North Florida	12/05/2020	85-74	W	30-65	.462	3-12	.250	22-33	.667	14	23	37	30.0	12	18	6	5	8	85	77.7
at UNC Asheville	12/12/2020	67-80	L	27-59	.458	2-16	.125	11-19	.579	10	26	36	31.5	12	13	16	3	8	67	75.0
at UNC Asheville	12/13/2020	84-90	Lot	31-68	.456	5-16	.313	17-24	.708	13	22	35	32.2	20	14	14	1	8	84	76.8
at William & Mary	12/19/2020	71-49	W	28-56	.500	7-18	.389	8-11	.727	11	31	42	33.8	20	17	18	6	9	71	75.8
at Eastern Ky.	12/22/2020	67-86	L	24-57	.421	8-23	.348	11-20	.550	9	27	36	34.1	23	12	23	2	7	67	74.6
USC Upstate	12/30/2020	63-52	W	18-39	.462	6-16	.375	21-30	.700	4	26	30	33.6	14	12	10	6	4	63	73.1
USC Upstate	12/31/2020	51-60	L	21-56	.375	6-20	.300	3-6	.500	5	24	29	33.1	18	13	13	4	5	51	70.7
at Longwood	01/19/2021	54-75	L	17-45	.378	5-18	.278	15-22	.682	8	22	30	32.8	19	9	13	1	6	54	69.0
at Longwood	01/20/2021	54-67	L	18-40	.450	6-16	.375	12-18	.667	5	20	25	32.1	13	11	14	6	3	54	67.6
Presbyterian	01/24/2021	81-57	W	29-57	.509	6-17	.353	17-27	.630	17	19	36	32.4	23	19	16	5	11	81	68.8
Presbyterian	01/25/2021	56-71	L	17-49	.347	3-16	.188	19-26	.731	12	20	32	32.4	20	8	18	8	7	56	67.8
at Gardner-Webb	01/29/2021	59-55	W	20-52	.385	2-11	.182	17-26	.654	13	29	42	33.1	13	13	11	1	5	59	67.1
at Gardner-Webb	01/30/2021	72-69	W	26-53	.491	4-14	.286	16-22	.727	12	16	28	32.7	13	13	9	2	9	72	67.5
at Hampton	02/07/2021	72-58	W	20-68	.294	3-19	.158	29-37	.784	26	34	60	34.4	20	12	10	2	6	72	67.8
at Hampton	02/08/2021	71-76	L	25-70	.357	7-26	.269	14-16	.875	18	28	46	35.1	17	12	8	3	4	71	67.9
Total		**1155**		**398-933**	**.427**	**87-290**	**.300**	**272-391**	**.696**	**185**	**412**	**597**	**35.1**	**297**	**214**	**221**	**60**	**104**	**1155**	**67.9**
Opponents		1177		410-922	.445	147-421	.349	210-310	.677	148	402	550	32.4	336	233	230	74	109	1177	69.2

High Point Averages

Games Played	Points/ game	FG Pct	3FG Pct	FT Pct	Rebounds/ game	Assists/ game	Turnovers/ game	Assist/Turnover ratio	Steals/ game	Blocks/ game
17	67.9	42.7	30.0	69.6	35.1	12.6	13.0	1.0	6.1	3.5

2020-21 BOX SCORES

Official Basketball Box Score - Final
High Point at Davidson
11/25/20 Belk Arena, Davidson
2020-21 Men's Basketball

Game Time: 7:00 PM
Game Duration: 1:57

Officials: Tony Crisp, JW Lucas, Ryan Sassano

High Point - 73 Record: 0-1

NO.	Name		Min	FG M-A	3P M-A	FT M-A	Rebounds OR	DR	TOT	Fouls PF	FD	TP	AS	TO	ST	Blocks BS	BA	+/-
25	Lydell Elmore	F	17:51	1-5	0-2	1-2	0	3	3	4	3	3	0	1	0	0	0	-6
35	Caden Sanchez	F	23:27	2-6	0-0	2-2	3	3	6	3	2	6	0	0	0	0	1	-11
1	John-Michael Wright	G	32:08	10-18	6-8	3-4	1	3	4	2	5	29	2	1	2	1	2	-18
3	Ahmil Flowers	G	31:11	6-10	1-2	1-2	0	2	2	1	2	14	1	1	0	0	0	-10
11	Bryant Randleman	G	25:18	1-3	0-0	0-0	0	0	0	3	0	2	2	3	0	0	0	-13
10	Emmanual Izunabor		16:42	1-3	0-0	0-0	0	2	2	3	0	2	0	2	0	1	0	1
2	Denny Slay II		21:30	5-7	2-4	0-0	0	2	2	0	1	12	2	0	0	0	0	4
12	Bryson Childress		09:53	0-1	0-1	0-0	0	0	0	1	0	0	2	0	0	0	0	10
5	Alex Holt		22:00	1-5	0-0	3-3	2	4	6	0	2	5	0	2	0	0	2	-2
Team							0	2	2			0		0				
Totals				27-58	9-17	10-13	6	21	27	17	15	73	9	10	2	2	5	-9

Shooting By Period		
1st FG%	11-29	37.9%
3PT%	2-7	28.6%
FT%	5-5	100%
2nd FG%	16-29	55.2%
3PT%	7-10	70.0%
FT%	5-8	62.5%
GM FG%	27-58	46.6%
3PT%	9-17	52.9%
FT%	10-13	76.9%

Dead Ball Rebounds: 1, 0

Technical Fouls::NONE

Davidson - 82 Record: 1-0

NO.	Name		Min	FG M-A	3P M-A	FT M-A	Rebounds OR	DR	TOT	Fouls PF	FD	TP	AS	TO	ST	Blocks BS	BA	+/-
3	Sam Mennenga	F	29:35	4-6	1-2	3-4	3	6	9	2	3	12	1	1	0	0	0	16
35	Luka Brajkovic	F	32:04	3-6	0-1	1-1	2	5	7	1	3	7	1	2	0	3	0	9
1	Hyunjung Lee	G	36:56	8-14	5-10	2-2	1	4	5	2	3	23	9	3	0	2	0	15
24	Carter Collins	G	25:46	5-8	2-4	3-4	1	2	3	3	3	15	5	0	0	0	1	21
31	Kellan Grady	G	39:09	9-20	2-8	0-0	0	6	6	1	2	20	4	4	1	0	0	10
5	Grant Huffman		15:40	1-3	1-2	0-1	1	1	2	0	3	3	0	1	1	0	1	-13
32	Nelson Boachie-Yiadom		11:36	1-2	0-0	0-0	1	0	1	3	0	2	1	0	0	0	0	-7
13	Michael Jones		02:29	0-0	0-0	0-0	0	0	0	0	0	0	0	0	0	0	0	-6
25	Bates Jones		06:45	0-0	0-0	0-0	0	1	1	3	0	0	0	1	0	0	0	0
Team							0	2	2			0		0				
Totals				31-59	11-27	9-12	9	27	36	15	17	82	21	12	2	5	2	9

Shooting By Period		
1st FG%	13-30	43.3%
3PT%	3-14	21.4%
FT%	2-5	40%
2nd FG%	18-29	62.1%
3PT%	8-13	61.5%
FT%	7-7	100%
GM FG%	31-59	52.5%
3PT%	11-27	40.7%
FT%	9-12	75.0%

Dead Ball Rebounds: 1, 0

Technical Fouls::NONE

	HPU	DAV
Biggest lead	3 (1st 18:38)	11 (2nd 0:43)
Best Scoring Run	8(2nd 7:44)	10(1st 14:59)
Lead Changes	11	
Times Tied	5	
Time with Lead	03:58	33:31

Points from	HPU	DAV
Turnovers	12	12
Paint	24	40
Second Chance	5	18
Fast Breaks	8	9
Bench	19	5

Period by Period Scoring	1st	2nd	TOT
HPU	29	44	73
DAV	31	51	82

Official Basketball Box Score - Final
High Point at Elon
11/28/20 Schar Center, Elon
2020-21 Men's Basketball

Game Time: 4:00 PM
Game Duration: 2:15

Officials: Bill Covington Jr., Jeremy Mosier, Trey Styons

High Point - 75 Record: 0-2

NO.	Name		Min	FG M-A	3P M-A	FT M-A	Rebounds OR	DR	TOT	Fouls PF	FD	TP	AS	TO	ST	Blocks BS	BA	+/-
25	Lydell Elmore	F	20:35	3-3	0-0	0-0	1	2	3	4	0	6	0	0	1	0	0	1
35	Caden Sanchez	F	23:57	1-5	1-2	5-8	0	4	4	2	4	8	2	2	0	0	1	-3
1	John-Michael Wright	G	38:27	4-10	2-6	10-14	0	2	2	2	9	20	4	3	0	0	0	-1
3	Ahmil Flowers	G	37:15	2-5	0-2	5-6	0	5	5	2	4	9	2	2	1	2	0	1
11	Bryant Randleman	G	19:25	2-5	0-1	1-3	0	5	5	4	2	5	0	1	0	0	1	-7
2	Denny Slay II		21:01	2-6	1-3	1-2	0	3	3	1	1	6	0	0	0	0	0	1
10	Emmanual Izunabor		26:37	4-4	0-0	8-8	1	2	3	4	4	16	1	1	0	1	0	1
5	Alex Holt		08:51	1-2	0-0	0-0	0	0	0	1	0	2	0	0	0	0	0	-1
12	Bryson Childress		02:11	1-1	1-1	0-0	0	0	0	1	0	3	0	0	0	0	0	3
14	Jaden House		01:41	0-0	0-0	0-0	0	1	1	2	0	0	0	1	0	0	0	0
Team							0	0	0			0		2				
Totals				20-41	5-15	30-41	2	24	26	23	24	75	9	12	2	3	2	-1

Shooting By Period		
1st FG%	10-21	47.6%
3PT%	3-8	37.5%
FT%	14-20	70%
2nd FG%	10-20	50.0%
3PT%	2-7	28.6%
FT%	16-21	76.2%
GM FG%	20-41	48.8%
3PT%	5-15	33.3%
FT%	30-41	73.2%

Dead Ball Rebounds: 10, 2

Technical Fouls::NONE

Elon - 76 Record: 2-0

NO.	Name		Min	FG M-A	3P M-A	FT M-A	Rebounds OR	DR	TOT	Fouls PF	FD	TP	AS	TO	ST	Blocks BS	BA	+/-
5	Federico Poser	F	29:40	5-8	0-0	2-3	1	4	5	4	3	12	0	1	0	2	1	8
13	Jerald Gillens-Butler	F	29:08	4-9	0-3	8-12	3	3	6	4	8	16	2	1	0	0	0	11
25	Hunter Woods	F	21:24	3-6	2-4	1-2	1	3	4	4	4	9	1	1	3	0	0	2
00	Hunter McIntosh	G	35:26	6-14	5-11	4-4	1	0	1	1	2	21	2	2	0	0	1	11
11	Ikenna Ndugba	G	22:53	2-5	0-1	0-0	0	2	2	3	2	4	1	1	2	0	1	-1
10	Kris Wooten		18:48	1-4	1-3	0-0	0	0	0	2	1	3	4	0	0	0	0	6
1	Chuck Hannah		06:56	0-0	0-0	0-0	1	0	1	1	0	0	0	0	0	0	0	-10
33	Simon Wright		12:22	0-4	0-3	2-3	0	0	0	3	1	2	0	1	1	0	0	-12
2	JaDun Michael		07:57	1-2	0-0	0-0	0	1	1	2	0	2	0	0	0	0	0	-9
12	Darius Burford		11:57	1-6	0-1	1-1	0	1	1	0	1	3	0	0	0	0	0	-4
21	Michael Graham		03:29	1-1	0-0	2-2	0	1	1	0	1	4	0	0	0	0	0	3
Team							0	0	0			0		0				
Totals				24-59	8-26	20-27	7	15	22	24	23	76	10	7	6	2	3	1

Shooting By Period		
1st FG%	10-28	35.7%
3PT%	2-9	22.2%
FT%	12-16	75%
2nd FG%	14-31	45.2%
3PT%	6-17	35.3%
FT%	8-11	72.7%
GM FG%	24-59	40.7%
3PT%	8-26	30.8%
FT%	20-27	74.1%

Dead Ball Rebounds: 9, 5

Technical Fouls::NONE

	HPU	ELO
Biggest lead	11 (1st 5:28)	2 (1st 19:17)
Best Scoring Run	11(2nd 11:51)	9(2nd 8:09)
Lead Changes	8	
Times Tied	11	
Time with Lead	32:30	01:31

Points from	HPU	ELO
Turnovers	12	15
Paint	28	28
Second Chance	5	17
Fast Breaks	4	14
Bench	27	14

Period by Period Scoring	1st	2nd	TOT
HPU	37	38	75
ELO	34	42	76

LIVESTATS BY GENIUS SPORTS

Official Basketball Box Score - Final
North Florida at High Point
12/05/20 Millis Center, High Point
North Florida vs High Point

Game Time: 2:00 PM
Game Duration: 1:58
Attendance: 10

Officials: Leslie Jones, JW Lucas, Nick Heater

North Florida - 74 Record: 0-5

NO.	Name		Min	FG M-A	3P M-A	FT M-A	Rebounds OR	DR	TOT	Fouls PF	FD	TP	AS	TO	ST	Blocks BS	BA	+/-
4	Josh Endicott	F	32:51	7-12	1-1	3-4	4	8	12	3	2	18	2	2	0	1	1	-15
5	Dorian James	F	32:03	3-7	0-2	4-4	2	4	6	3	2	10	4	0	1	3	1	-9
21	Jonathan Aybar	F	18:23	3-5	0-0	1-2	1	4	5	4	1	7	1	4	0	0	1	-1
0	Emmanuel Adedoyin	G	31:46	5-7	2-3	0-1	0	2	2	1	2	12	5	1	0	1	1	-6
15	Jose Placer	G	29:50	5-14	2-8	0-0	1	0	1	3	3	12	4	2	0	0	1	-12
1	Jacob Crews		13:04	2-8	2-7	0-0	0	2	2	2	0	6	0	1	0	0	0	2
12	Ryan Burkhardt		17:02	1-4	1-4	0-0	0	4	4	1	0	3	0	2	0	0	0	-5
24	Jadyn Parker		11:36	2-3	0-0	2-3	1	1	2	2	2	6	1	1	0	1	0	-9
13	Alonde LeGrand		09:25	0-0	0-0	0-0	1	1	2	1	0	0	1	3	0	0	0	-4
2	Chaz Lanier		02:00	0-0	0-0	0-0	0	0	0	0	0	0	1	0	0	0	0	2
23	Josh Berenbaum		02:00	0-0	0-0	0-0	0	0	0	0	0	0	0	0	0	0	0	2
Team							0	2	2			0		0				
Totals				28-60	8-25	10-14	10	28	38	20	12	74	19	16	1	6	5	-11

Shooting By Period		
1st FG%	13-28	46.4%
3PT%	3-12	25.0%
FT%	5-9	55.6%
2nd FG%	15-32	46.9%
3PT%	5-13	38.5%
FT%	5-5	100%
GM FG%	28-60	46.7%
3PT%	8-25	32.0%
FT%	10-14	71.4%

Dead Ball Rebounds: 3, 0

Technical Fouls: Endicott 2nd 6:40

High Point - 85 Record: 1-2

NO.	Name		Min	FG M-A	3P M-A	FT M-A	Rebounds OR	DR	TOT	Fouls PF	FD	TP	AS	TO	ST	Blocks BS	BA	+/-
25	Lydell Elmore	F	31:13	10-15	0-0	1-2	1	5	6	1	1	21	1	0	0	2	1	12
10	Emmanuel Izunabor	C	23:47	4-9	0-0	7-10	5	2	7	0	6	15	0	1	4	2	1	10
1	John-Michael Wright	G	29:42	8-18	1-4	6-8	3	3	6	3	3	23	3	1	0	0	2	11
3	Ahmil Flowers	G	29:12	0-4	0-1	3-4	0	1	1	0	3	3	5	0	2	0	0	8
12	Bryson Childress	G	24:26	1-3	1-3	0-0	0	2	2	3	1	3	3	1	1	0	0	7
35	Caden Sanchez		12:27	2-2	0-0	0-1	1	2	3	3	1	4	0	0	0	1	0	7
11	Bryant Randleman		16:55	1-1	0-0	0-0	0	3	3	0	0	2	4	0	0	0	0	4
14	Jaden House		13:14	3-6	1-2	1-2	0	1	1	0	1	8	2	1	1	0	1	3
20	Eric Coleman Jr.		08:47	0-2	0-0	4-6	1	2	3	2	3	4	0	0	0	0	0	-1
2	Denny Slay II		05:06	0-1	0-1	0-0	0	0	0	0	0	0	0	1	0	0	0	3
32	John-Michael Hughes		01:25	0-1	0-1	0-0	0	0	0	0	0	0	0	0	0	0	0	-1
5	Alex Holt		03:46	1-3	0-0	0-0	0	0	0	0	0	2	0	0	0	0	1	-6
Team							3	2	5			0		1				
Totals				30-65	3-12	22-33	14	23	37	12	19	85	18	6	8	5	6	11

Shooting By Period		
1st FG%	15-33	45.5%
3PT%	3-10	30.0%
FT%	8-13	61.5%
2nd FG%	15-32	46.9%
3PT%	0-2	0.0%
FT%	14-20	70%
GM FG%	30-65	46.2%
3PT%	3-12	25.0%
FT%	22-33	66.7%

Dead Ball Rebounds: 4, 0

Technical Fouls::NONE

	NFU	HPU
Biggest lead	2 (1st 15:27)	17 (2nd 16:06)
Best Scoring Run	6(1st 15:27)	10(2nd 16:06)
Lead Changes	4	
Times Tied	2	
Time with Lead	01:30	35:47

Points from	NFU	HPU
Turnovers	9	11
Paint	40	32
Second Chance	11	15
Fast Breaks	6	10
Bench	15	20

Period by Period Scoring	1st	2nd	TOT
NFU	34	40	74
HPU	41	44	85

LIVESTATS BY GENIUS SPORTS

Official Basketball Box Score - Final
High Point at UNC Asheville
12/12/20 Kimmel Arena, Asheville
2020-21 Men's Basketball

Game Time: 2:00 PM
Game Duration: 1:48

Officials: Dave Davis Jr., Anthony Eades, Chase Shaw

High Point - 67 Record: 1-3 (0-1)

NO.	Name		Min	FG M-A	3P M-A	FT M-A	Rebounds OR	DR	TOT	Fouls PF	FD	TP	AS	TO	ST	Blocks BS	BA	+/-
25	Lydell Elmore	F	25:34	8-13	0-2	2-2	4	5	9	1	2	18	1	3	0	0	0	0
10	Emmanuel Izunabor	C	21:03	4-7	0-0	4-7	2	2	4	2	4	12	0	0	1	1	1	-9
1	John-Michael Wright	G	29:57	7-18	1-6	1-2	1	6	7	2	4	16	6	1	1	0	2	-13
3	Ahmil Flowers	G	26:52	3-7	0-0	0-0	0	4	4	1	0	6	1	5	4	0	0	-2
12	Bryson Childress	G	15:19	1-2	1-2	0-0	0	0	0	0	0	3	2	0	1	0	1	0
35	Caden Sanchez		09:01	0-0	0-0	0-0	0	0	0	1	0	0	0	0	0	0	0	-9
11	Bryant Randleman		20:02	1-1	0-0	2-4	1	1	2	2	2	4	1	3	0	0	0	-10
14	Jaden House		21:25	3-6	0-2	2-4	0	3	3	2	3	8	0	2	1	0	1	-1
20	Eric Coleman Jr.		13:42	0-4	0-3	0-0	0	0	0	1	0	0	2	2	0	2	0	-5
2	Denny Slay II		13:05	0-1	0-1	0-0	0	2	2	0	0	0	0	0	0	0	0	-12
5	Alex Holt		04:00	0-0	0-0	0-0	0	0	0	0	1	0	0	0	0	0	0	-4
Team							2	3	5			0		0				
Totals				27-59	2-16	11-19	10	26	36	12	16	67	13	16	8	3	5	-13

Shooting By Period		
1st FG%	14-32	43.8%
3PT%	1-9	11.1%
FT%	5-7	71.4%
2nd FG%	13-27	48.1%
3PT%	1-7	14.3%
FT%	6-12	50%
GM FG%	27-59	45.8%
3PT%	2-16	12.5%
FT%	11-19	57.9%

Dead Ball Rebounds: 4, 0

Technical Fouls::NONE

UNC Asheville - 80 Record: 2-2 (1-0)

NO.	Name		Min	FG M-A	3P M-A	FT M-A	Rebounds OR	DR	TOT	Fouls PF	FD	TP	AS	TO	ST	Blocks BS	BA	+/-
10	Evan Clayborne	F	15:53	3-5	0-0	0-2	2	1	3	4	2	6	0	0	1	1	1	3
1	Jamon Battle	G	23:27	3-4	0-0	1-2	2	2	4	2	1	7	2	1	0	2	0	6
2	LJ Thorpe	G	29:05	6-9	3-5	2-3	1	4	5	0	4	17	4	3	2	0	0	-7
3	Tajion Jones	G	31:26	6-14	3-10	0-0	1	4	5	1	0	15	2	1	0	0	1	8
5	Trent Stephney	G	28:07	3-8	1-4	0-0	0	4	4	3	0	7	6	1	1	1	1	1
0	Lavar Batts, Jr.		22:18	1-5	0-2	0-0	0	2	2	1	4	2	5	4	4	0	0	13
22	Coty Jude		26:13	6-14	4-12	0-2	1	2	3	3	1	16	0	2	1	0	0	13
55	Silas Mason		12:17	2-3	0-0	0-0	1	1	2	2	0	4	0	1	0	0	0	17
14	Luke Lawson		10:40	2-3	2-3	0-0	3	1	4	1	0	6	0	1	0	1	0	11
11	BJ Marable		00:34	0-0	0-0	0-0	0	0	0	0	0	0	0	0	0	0	0	0
Team							0	5	5			0		1				
Totals				32-65	13-36	3-9	11	26	37	17	12	80	19	15	9	5	3	13

Shooting By Period		
1st FG%	18-35	51.4%
3PT%	6-18	33.3%
FT%	3-9	33.3%
2nd FG%	14-30	46.7%
3PT%	7-18	38.9%
FT%	0-0	0%
GM FG%	32-65	49.2%
3PT%	13-36	36.1%
FT%	3-9	33.3%

Dead Ball Rebounds: 2, 0

Technical Fouls: Battle 2nd 4:37

	HPU	AVL
Biggest lead	2 (1st 19:15)	20 (2nd 3:57)
Best Scoring Run	7(1st 7:45)	18(1st 11:47)
Lead Changes	5	
Times Tied	1	
Time with Lead	00:52	38:00

Points from	HPU	AVL
Turnovers	17	17
Paint	44	36
Second Chance	9	10
Fast Breaks	22	13
Bench	12	28

Period by Period Scoring	1st	2nd	TOT
HPU	34	33	67
AVL	45	35	80

LIVESTATS BY GENIUS SPORTS

2020-21 BOX SCORES

Official Basketball Box Score - Final
High Point at UNC Asheville
12/13/20 Kimmel Arena, Asheville
2020-21 Men's Basketball

Game Time: 1:00 PM
Game Duration: 2:17

Officials: Dave Davis Jr., Anthony Eades, Chase Shaw

High Point - 84 Record: 1-4 (0-2)

NO.	Name		Min	FG M-A	3P M-A	FT M-A	Rebounds OR	DR	TOT	Fouls PF	FD	TP	AS	TO	ST	Blocks BS	BA	+/-
25	Lydell Elmore	F	18:33	6-8	0-0	1-3	3	0	3	3	2	13	1	1	1	0	0	-12
10	Emmanuel Izunabor	C	22:53	3-8	0-0	2-5	1	2	3	1	3	8	0	2	0	0	1	-11
1	John-Michael Wright	G	40:00	7-15	3-5	5-6	2	3	5	4	6	22	5	5	4	0	0	-8
3	Ahmil Flowers	G	40:03	3-11	1-3	4-4	2	4	6	3	5	11	5	3	0	0	2	-5
12	Bryson Childress	G	11:30	0-2	0-2	0-0	0	1	1	1	0	0	0	0	1	0	0	-9
11	Bryant Randleman		13:23	0-2	0-0	2-2	1	0	1	0	1	2	0	1	1	0	0	-1
20	Eric Coleman Jr.		28:44	2-3	0-1	2-2	1	5	6	4	4	6	3	1	1	0	0	0
35	Caden Sanchez		15:12	4-5	0-0	1-2	2	3	5	3	2	9	0	0	0	0	0	12
14	Jaden House		30:28	5-11	1-4	0-0	0	1	1	1	0	11	0	1	1	0	1	4
5	Alex Holt		04:14	1-3	0-1	0-0	0	0	0	0	0	2	0	0	0	0	0	0
Team							1	2	3			0		0				
Totals				31-68	5-16	17-24	13	21	34	20	23	84	14	14	9	0	4	-6

Shooting By Period		
1st FG%	13-30	43.3%
3PT%	1-7	14.3%
FT%	8-11	72.7%
2nd FG%	13-30	43.3%
3PT%	4-7	57.1%
FT%	8-11	72.7%
:OT FG%	5-8	62.5%
3PT%	0-2	0.0%
FT%	1-2	50%
GM FG%	31-68	45.6%
3PT%	5-16	31.3%
FT%	17-24	70.8%

Dead Ball Rebounds: 4, 0

Technical Fouls::NONE

UNC Asheville - 90 Record: 3-2 (2-0)

NO.	Name		Min	FG M-A	3P M-A	FT M-A	Rebounds OR	DR	TOT	Fouls PF	FD	TP	AS	TO	ST	Blocks BS	BA	+/-
10	Evan Clayborne	F	27:45	4-5	0-0	2-4	2	6	8	5	2	10	2	3	1	2	0	7
1	Jamon Battle	G	34:35	2-4	0-0	0-0	1	1	2	4	1	4	1	4	0	0	0	6
2	LJ Thorpe	G	34:37	6-9	3-5	3-6	2	4	6	3	4	18	6	2	0	0	0	16
3	Tajion Jones	G	35:01	6-13	4-10	3-4	0	3	3	0	3	19	2	0	3	1	0	12
5	Trent Stephney	G	39:00	2-5	1-4	4-4	0	5	5	2	3	9	6	1	2	0	0	21
0	Lavar Batts, Jr.		27:59	5-10	1-4	0-0	0	3	3	3	2	11	3	2	3	0	0	-7
55	Silas Mason		07:04	2-3	0-0	1-3	0	0	0	0	3	5	0	1	0	0	0	-12
22	Coty Jude		12:04	3-5	3-5	5-5	0	0	0	4	2	14	0	3	2	0	0	-3
14	Luke Lawson		05:08	0-0	0-0	0-0	0	0	0	2	0	0	0	1	0	1	0	-3
11	BJ Marable		01:47	0-0	0-0	0-0	0	0	0	0	0	0	0	0	0	0	0	-7
Team							1	5	6			0		1				
Totals				30-54	12-28	18-26	6	27	33	23	20	90	20	18	11	4	0	6

Shooting By Period		
1st FG%	11-23	47.8%
3PT%	5-13	38.5%
FT%	4-6	66.7%
2nd FG%	16-28	57.1%
3PT%	5-13	38.5%
FT%	5-9	55.6%
:OT FG%	3-3	100.0%
3PT%	2-2	100.0%
FT%	9-11	81.8%
GM FG%	30-54	55.6%
3PT%	12-28	42.9%
FT%	18-26	69.2%

Dead Ball Rebounds: 5, 0

Technical Fouls::NONE

	HPU	AVL
Biggest lead	9 (1st 10:31)	9 (2nd 7:28)
Best Scoring Run	13(1st 12:54)	9(2nd 7:28)
Lead Changes	2	
Times Tied	8	
Time with Lead	16:11	23:37

Points from	HPU	AVL
Turnovers	14	13
Paint	42	34
Second Chance	15	2
Fast Breaks	6	16
Bench	30	30

Period by Period Scoring	1st	2nd	OT1	TOT
HPU	35	38	11	84
AVL	31	42	17	90

Official Basketball Box Score - Final
High Point at William & Mary
12/19/20 Kaplan Arena, Williamsburg, Va.
W&M vs High Point Men's Basketball

Game Time: 2:00 PM
Game Duration: 1:55

Officials: Kenneth Clark, Keith Fogleman, Ed Corliss

High Point - 71 Record: 2-4

NO.	Name		Min	FG M-A	3P M-A	FT M-A	Rebounds OR	DR	TOT	Fouls PF	FD	TP	AS	TO	ST	Blocks BS	BA	+/-
25	Lydell Elmore	F	32:37	7-13	0-1	0-1	2	5	7	2	3	14	3	1	2	1	0	24
10	Emmanuel Izunabor	C	17:57	1-2	0-0	2-2	2	2	4	2	1	4	1	1	2	0	0	11
1	John-Michael Wright	G	30:14	6-10	1-4	1-1	1	2	3	2	2	14	4	5	2	0	0	18
3	Ahmil Flowers	G	30:13	5-9	0-2	0-0	1	6	7	2	1	10	3	3	2	0	0	26
11	Bryant Randleman	G	15:52	1-6	0-2	0-0	0	2	2	2	0	2	1	2	1	0	0	10
12	Bryson Childress		24:08	4-6	4-5	0-0	0	3	3	2	0	12	2	0	0	0	0	12
35	Caden Sanchez		20:01	1-4	0-1	2-2	3	4	7	1	1	4	1	3	0	4	1	11
14	Jaden House		17:03	1-3	1-2	2-3	1	5	6	3	3	5	2	2	0	0	0	1
20	Eric Coleman Jr.		07:23	1-2	1-1	0-0	1	1	2	2	0	3	0	1	0	0	0	-2
5	Alex Holt		02:02	1-1	0-0	1-2	0	0	0	2	1	3	0	0	0	1	0	0
13	Cameron Billups		01:39	0-0	0-0	0-0	0	0	0	0	0	0	0	0	0	0	0	-1
32	John-Michael Hughes		00:51	0-0	0-0	0-0	0	1	1	0	0	0	0	0	0	0	0	0
Team							0	0	0			0		0				
Totals				28-56	7-18	8-11	11	31	42	20	12	71	17	18	9	6	1	22

Shooting By Period		
1st FG%	14-31	45.2%
3PT%	3-9	33.3%
FT%	0-0	0%
2nd FG%	14-25	56.0%
3PT%	4-9	44.4%
FT%	8-11	72.7%
GM FG%	28-56	50.0%
3PT%	7-18	38.9%
FT%	8-11	72.7%

Dead Ball Rebounds: 0, 0

Technical Fouls::NONE

William & Mary - 49 Record: 2-2

NO.	Name		Min	FG M-A	3P M-A	FT M-A	Rebounds OR	DR	TOT	Fouls PF	FD	TP	AS	TO	ST	Blocks BS	BA	+/-
21	Quinn Blair	F	22:41	2-9	0-2	0-1	4	6	10	1	2	4	0	0	0	0	1	-15
30	Mehkel Harvey	C	14:59	0-1	0-0	2-2	0	1	1	2	2	2	0	0	0	1	0	-14
5	Yuri Covington	G	27:48	4-8	2-4	0-2	1	2	3	0	2	10	1	5	1	0	1	-15
11	Thornton Scott	G	18:34	0-7	0-5	0-0	0	1	1	0	1	0	0	4	1	0	0	-12
12	Luke Loewe	G	35:27	5-7	1-2	2-2	1	2	3	4	3	13	3	1	4	0	1	-21
23	Connor Kochera		23:05	2-8	1-5	2-2	0	4	4	0	1	7	1	1	0	0	1	-14
35	Ben Wight		25:01	1-3	0-1	2-2	2	3	5	4	4	4	0	1	2	0	1	-8
22	Thatcher Stone		10:32	1-3	0-1	2-2	1	0	1	0	1	4	1	1	0	0	1	-7
1	Jake Milkereit		12:20	0-5	0-3	2-4	0	1	1	0	4	2	0	1	0	0	0	-2
15	Miguel Ayesa		05:52	1-4	1-4	0-0	0	0	0	1	0	3	0	0	0	0	0	-3
24	Austin Washburn		02:02	0-0	0-0	0-0	0	0	0	0	0	0	0	0	0	0	0	0
10	Rainers Hermanovskis		01:39	0-0	0-0	0-0	0	0	0	0	0	0	0	0	0	0	0	1
Team							1	0	1			0		0				
Totals				16-55	5-27	12-17	10	20	30	12	20	49	6	14	8	1	6	-22

Shooting By Period		
1st FG%	6-27	22.2%
3PT%	1-9	11.1%
FT%	2-3	66.7%
2nd FG%	10-28	35.7%
3PT%	4-18	22.2%
FT%	10-14	71.4%
GM FG%	16-55	29.1%
3PT%	5-27	18.5%
FT%	12-17	70.6%

Dead Ball Rebounds: 3, 0

Technical Fouls::NONE

	HPU	W&M
Biggest lead	26 (2nd 9:40)	0 (1st 20:00)
Best Scoring Run	14(1st 12:44)	7(2nd 12:42)
Lead Changes	0	
Times Tied	0	
Time with Lead	37:18	00:00

Points from	HPU	W&M
Turnovers	10	14
Paint	24	18
Second Chance	12	8
Fast Breaks	8	9
Bench	27	20

Period by Period Scoring	1st	2nd	TOT
HPU	31	40	71
W&M	15	34	49

LIVESTATS BY GENIUS SPORTS

Official Basketball Box Score -- Game Totals -- Final Statistics
High Point vs Eastern Kentucky
12/22/20 7:00 PM at Richmond, Ky. (Paul S. McBrayer Arena)

High Point 67 • 2-5

##	Player		Total FG-FGA	3-Ptr FG-FGA	FT-FTA	Rebounds Off	Def	Tot	PF	TP	A	TO	Blk	Stl	Min
25	Elmore,Lydell	f	2-6	1-2	1-2	2	0	2	2	6	1	5	0	1	20
10	Izunabor,Emmanuel	c	1-3	0-0	1-2	1	2	3	3	3	0	0	1	0	17
01	Wright,John-Michael	g	2-9	0-3	4-4	2	4	6	5	8	3	2	0	0	28
03	Flowers,Ahmil	g	4-9	1-2	0-1	0	3	3	1	9	1	1	0	1	31
11	Randleman,Bryant	g	0-0	0-0	0-0	0	1	1	1	0	0	3	0	1	6
02	Slay II,Denny		5-7	2-4	0-0	1	1	2	2	12	2	1	0	0	13
12	Childress,Bryson		3-6	2-5	0-0	0	0	0	1	8	0	1	0	1	24
14	House,Jaden		3-6	1-2	2-4	0	3	3	2	9	3	2	0	3	21
20	Coleman Jr.,Eric		3-8	1-5	3-6	0	10	10	4	10	1	4	1	0	25
35	Sanchez,Caden		1-3	0-0	0-1	2	2	4	2	2	1	1	0	0	15
	Team					1	1	2				3			
	Totals		24-57	8-23	11-20	9	27	36	23	67	12	23	2	7	200

FG % 1st Half: 10-26 38.5% 2nd half: 14-31 45.2% Game: 24-57 42.1%
3FG % 1st Half: 2-9 22.2% 2nd half: 6-14 42.9% Game: 8-23 34.8%
FT % 1st Half: 8-10 80.0% 2nd half: 3-10 30.0% Game: 11-20 55.0%

Deadball Rebounds 7,1

Eastern Kentucky 86 • 7-2

##	Player		Total FG-FGA	3-Ptr FG-FGA	FT-FTA	Rebounds Off	Def	Tot	PF	TP	A	TO	Blk	Stl	Min
02	KING, Tre	f	2-4	0-0	5-7	0	2	2	4	9	0	1	1	1	24
24	MORENO, Michael	f	4-5	2-3	2-4	1	2	3	2	12	1	1	0	1	13
04	LEWIS, Curt	g	2-2	1-1	2-2	1	3	4	2	7	2	2	0	0	18
10	KNAPPER, Brandon	g	5-19	3-13	8-10	0	1	1	2	21	3	3	0	1	26
12	GREEN JR., Wendell	g	4-9	1-3	4-6	0	3	3	4	13	8	4	0	3	30
00	CRUICKSHANK, Russha		0-0	0-0	0-0	0	0	0	3	0	0	1	0	1	7
01	HOBBS, Jacquess		2-4	1-3	2-2	0	5	5	1	7	1	1	1	0	18
03	BROUGHTON, Peyton		1-4	1-3	0-0	0	0	0	1	3	0	1	0	0	8
05	ROBB, Cooper		2-5	1-4	0-0	2	4	6	3	5	0	1	0	8	29
13	BALOGUN, Tariq		1-1	0-0	1-2	0	1	1	0	3	0	0	2	0	16
14	BLANTON, Devontae		3-5	0-1	0-0	2	3	5	0	6	1	1	0	0	11
	Team					2	0	2				1			
	Totals		26-58	10-31	24-33	8	24	32	22	86	16	17	4	15	200

FG % 1st Half: 16-35 45.7% 2nd half: 10-23 43.5% Game: 26-58 44.8%
3FG % 1st Half: 4-18 22.2% 2nd half: 6-13 46.2% Game: 10-31 32.3%
FT % 1st Half: 10-13 76.9% 2nd half: 14-20 70.0% Game: 24-33 72.7%

Deadball Rebounds 5,2

Officials: Blake Harris, Chris Hudson, Davis Maxwell
Technical fouls: High Point-None. Eastern Kentucky-None.
Attendance: 723

Score by periods	1st	2nd	Total
High Point	30	37	**67**
Eastern Kentucky	46	40	**86**

Points	In Paint	Off T/O	2nd Chance	Fast Break	Bench
HPU	16	13	8	9	41
EKU	30	25	14	8	24

Last FG - HPU 2nd-04:35, EKU 2nd-05:17.
Largest lead - HPU None, EKU by 23 2nd-15:56.
HPU led for 00:00. EKU led for 39:47. Game was tied for 00:13.

Score tied - 0 times.
Lead changed - 0 times.

LIVESTATS BY GENIUS SPORTS

Official Basketball Box Score - Final
High Point at Longwood
01/19/21 Willett Hall, Farmville
2020-21 Men's Basketball

Game Time: 6:00 PM
Game Duration: 1:46

Officials: Justin Porterfield, Tim Comer, Scott Arbogast

High Point - 54 Record: 3-7 (1-4)

NO.	Name		Min	FG M-A	3P M-A	FT M-A	Rebounds OR	DR	TOT	Fouls PF	FD	TP	AS	TO	ST	Blocks BS	BA	+/-
25	Lydell Elmore	F	20:06	1-3	0-0	0-0	2	3	5	1	1	2	1	1	0	0	0	-13
10	Emmanuel Izunabor	C	21:46	1-1	0-0	0-0	3	2	5	3	2	2	0	2	1	0	0	-7
1	John-Michael Wright	G	33:16	7-19	3-9	10-10	0	4	4	1	6	27	0	2	1	0	0	-2
3	Ahmil Flowers	G	32:09	4-11	0-3	1-5	1	3	4	3	6	9	2	4	2	0	1	-13
11	Bryant Randleman	G	25:13	1-2	0-0	1-2	0	2	2	2	1	3	5	1	2	0	1	-8
14	Jaden House		07:51	0-0	0-0	0-0	0	2	2	2	1	0	0	2	0	0	0	-8
12	Bryson Childress		17:40	0-2	0-2	0-0	0	0	0	1	0	0	0	0	0	0	0	-23
35	Caden Sanchez		18:14	0-0	0-0	3-5	0	2	2	1	3	3	1	1	0	0	0	-14
20	Eric Coleman Jr.		19:54	3-7	2-4	0-0	0	1	1	4	1	8	0	0	0	0	0	-8
2	Denny Slay II		03:51	0-0	0-0	0-0	0	0	0	1	0	0	0	0	0	1	0	-9
Team							2	3	5			0		0				
Totals				17-45	5-18	15-22	8	22	30	19	21	54	9	13	6	1	2	-21

Shooting By Period		
1st FG%	8-23	34.8%
3PT%	2-10	20.0%
FT%	3-7	42.9%
2nd FG%	9-22	40.9%
3PT%	3-8	37.5%
FT%	12-15	80%
GM FG%	17-45	37.8%
3PT%	5-18	27.8%
FT%	15-22	68.2%

Dead Ball Rebounds: 3, 0

Technical Fouls: Coleman Jr. 2nd5:35

Longwood - 75 Record: 4-13 (3-8)

NO.	Name		Min	FG M-A	3P M-A	FT M-A	Rebounds OR	DR	TOT	Fouls PF	FD	TP	AS	TO	ST	Blocks BS	BA	+/-
1	Christian Wilson	F	16:08	0-3	0-2	0-0	1	4	5	4	2	0	0	0	0	0	0	9
4	Zac Watson	F	20:31	0-0	0-0	3-4	1	1	2	2	3	3	0	1	0	0	0	-1
35	Jesper Granlund	F	26:39	0-5	0-5	0-0	0	2	2	2	2	0	3	3	0	1	0	4
3	DeShaun Wade	G	21:32	4-9	1-6	3-5	0	3	3	3	3	12	1	1	1	0	0	17
11	Justin Hill	G	27:10	5-9	2-4	3-3	0	3	3	1	2	15	2	1	1	0	0	8
0	Leslie Nkereuwem		18:20	3-3	0-0	1-2	1	2	3	3	2	7	1	1	1	1	0	21
13	Heru Bligen		26:21	4-7	2-3	1-1	0	1	1	3	1	11	4	1	0	0	1	15
55	Juan Munoz		29:31	7-9	6-8	1-1	0	2	2	3	2	21	4	3	2	0	0	23
2	Nate Lliteras		09:43	2-4	1-3	0-0	0	2	2	1	0	5	0	0	0	0	0	6
10	Ilija Stefanovic		01:09	0-0	0-0	0-0	0	0	0	0	0	0	0	0	0	0	0	1
24	Cameron O'Connor		01:09	0-0	0-0	0-0	0	1	1	0	0	0	0	0	0	0	0	1
30	C.J. Williams		01:09	0-0	0-0	1-2	0	0	0	0	1	1	0	0	0	0	0	1
5	Bennett Mohn		00:38	0-0	0-0	0-0	0	0	0	0	0	0	0	0	0	0	0	0
Team							2	3	5			0		0				
Totals				25-49	12-31	13-18	5	24	29	22	18	75	15	11	5	2	1	21

Shooting By Period		
1st FG%	15-26	57.7%
3PT%	6-14	42.9%
FT%	8-8	100%
2nd FG%	10-23	43.5%
3PT%	6-17	35.3%
FT%	5-10	50%
GM FG%	25-49	51.0%
3PT%	12-31	38.7%
FT%	13-18	72.2%

Dead Ball Rebounds: 2, 0

Technical Fouls: Wade 2nd5:35

	HPU	LWU
Biggest lead	2 (1st 16:00)	23 (1st 2:40)
Best Scoring Run	7(2nd 13:07)	13(1st 11:34)
Lead Changes	2	
Times Tied	2	
Time with Lead	00:24	36:21

Points from	HPU	LWU
Turnovers	13	18
Paint	22	26
Second Chance	10	7
Fast Breaks	8	5
Bench	11	45

Period by Period Scoring	1st	2nd	TOT
HPU	21	33	54
LWU	44	31	75

LIVESTATS BY GENIUS SPORTS

2020-21 BOX SCORES

Official Basketball Box Score - Final
High Point at Longwood
01/20/21 Willett Hall, Farmville
2020-21 Men's Basketball

Game Time: 6:00 PM
Game Duration: 1:45

Officials: JW Lucas, Dwayne Gladden, Ryan Sassano

High Point - 54 Record: 3-8 (1-5)

NO.	Name		Min	FG M-A	3P M-A	FT M-A	Rebounds OR	DR	TOT	Fouls PF	FD	TP	AS	TO	ST	Blocks BS	BA	+/-
25	Lydell Elmore	F	33:33	4-6	0-0	6-8	2	4	6	2	5	14	0	3	1	3	1	-5
10	Emmanuel Izunabor	C	23:04	0-3	0-0	2-2	1	2	3	2	1	2	0	1	0	0	0	-2
1	John-Michael Wright	G	37:48	7-15	4-8	3-5	0	2	2	2	4	21	3	0	2	0	0	-8
3	Ahmil Flowers	G	37:01	4-7	1-3	0-0	0	3	3	3	1	9	0	3	0	0	0	-12
11	Bryant Randleman	G	19:54	0-1	0-1	0-0	0	2	2	1	1	0	3	2	0	1	0	-3
35	Caden Sanchez		16:56	1-1	0-0	1-3	1	3	4	1	2	3	1	1	0	2	0	-11
2	Denny Slay II		24:15	2-6	1-4	0-0	0	0	0	0	0	5	3	0	0	0	0	-17
20	Eric Coleman Jr.		06:27	0-1	0-0	0-0	1	0	1	2	1	0	1	2	0	0	0	-8
12	Bryson Childress		01:02	0-0	0-0	0-0	0	0	0	0	0	0	0	1	0	0	0	1
Team							0	4	4			0		1				
Totals				18-40	6-16	12-18	5	20	25	13	15	54	11	14	3	6	1	-13

Technical Fouls::NONE

Shooting By Period		
1st FG%	10-21	47.6%
3PT%	5-10	50.0%
FT%	7-9	77.8%
2nd FG%	8-19	42.1%
3PT%	1-6	16.7%
FT%	5-9	55.6%
GM FG%	18-40	45.0%
3PT%	6-16	37.5%
FT%	12-18	66.7%

Dead Ball Rebounds: 2, 0

Longwood - 67 Record: 5-13 (4-8)

NO.	Name		Min	FG M-A	3P M-A	FT M-A	Rebounds OR	DR	TOT	Fouls PF	FD	TP	AS	TO	ST	Blocks BS	BA	+/-
1	Christian Wilson	F	19:08	1-5	0-2	0-0	2	2	4	3	0	2	0	3	1	0	2	0
4	Zac Watson	F	21:47	1-2	0-0	0-0	1	1	2	2	0	2	0	0	0	0	1	9
35	Jesper Granlund	F	29:54	3-6	3-4	0-0	0	6	6	3	2	9	2	0	0	0	1	5
3	DeShaun Wade	G	25:21	2-8	1-3	1-2	0	1	1	0	2	6	1	0	0	0	0	-4
55	Juan Munoz	G	33:08	5-10	4-7	0-0	0	0	0	2	4	14	3	0	0	0	1	17
0	Leslie Nkereuwem		18:13	1-3	0-0	0-1	0	0	0	1	2	2	0	0	0	0	1	4
2	Nate Literas		08:20	1-2	0-1	0-0	0	0	0	2	0	2	1	0	1	0	0	4
11	Justin Hill		24:53	8-11	3-4	1-1	0	8	8	1	1	20	3	3	1	0	0	11
13	Heru Bligen		19:16	4-6	0-0	2-3	0	1	1	2	2	10	2	2	0	1	0	19
Team							6	2	8			0		0				
Totals				26-53	11-21	4-7	9	21	30	16	13	67	12	8	3	1	6	13

Technical Fouls: Munoz 1st 15:45

Shooting By Period		
1st FG%	6-11	54.5%
3PT%	1-2	50%
FT%		
2nd FG%	13-28	46.4%
3PT%	5-10	50.0%
FT%	3-5	60%
GM FG%	26-53	49.1%
3PT%	11-21	52.4%
FT%	4-7	57.1%

Dead Ball Rebounds: 1, 0

	HPU	LWU
Biggest lead	9 (1st 14:06)	18 (2nd 4:28)
Best Scoring Run	6(1st 17:15)	14(2nd 6:40)
Lead Changes	3	
Times Tied	2	
Time with Lead	21:29	15:53

Points from	HPU	LWU
Turnovers	5	18
Paint	20	24
Second Chance	10	6
Fast Breaks	8	6
Bench	8	34

Period by Period Scoring	1st	2nd	TOT
HPU	32	22	54
LWU	33	34	67

Official Basketball Box Score - Final
Presbyterian at High Point
01/24/21 Millis Center, High Point
2020-21 Men's Basketball

Game Time: 2:00 PM
Game Duration: 2:07

Officials: Bill Covington Jr., A.J. Desai, Ben Stirt

Presbyterian - 57 Record: 3-8 (1-6)

NO.	Name		Min	FG M-A	3P M-A	FT M-A	Rebounds OR	DR	TOT	Fouls PF	FD	TP	AS	TO	ST	Blocks BS	BA	+/-
2	Kirshon Thrash	F	30:06	1-7	0-1	1-1	1	4	5	3	1	3	3	5	1	0	1	-19
15	Owen McCormack	F	32:59	4-8	1-5	2-4	1	3	4	4	4	11	0	2	1	2	0	-11
0	Rayshon Harrison	G	07:03	0-0	0-0	0-0	0	1	1	1	0	0	0	2	0	0	0	-6
22	Brandon Younger	G	08:01	0-1	0-1	0-0	0	0	0	2	0	0	2	1	0	1	0	-7
23	Trevon Reddish	G	35:05	2-6	0-0	10-16	1	1	2	3	10	14	3	5	2	0	3	-20
24	Ambaka Le Gregam		22:14	3-6	2-2	1-3	0	1	1	5	2	9	1	1	1	0	1	-16
4	Winston Hill		33:16	6-8	0-0	4-5	3	3	6	2	5	16	0	1	0	1	0	-18
12	Giancarlo Sanchez		09:28	1-2	0-0	0-0	0	1	1	3	0	2	0	2	0	2	0	-14
5	Zeb Graham		08:36	0-0	0-0	0-0	0	0	0	0	0	0	1	1	0	0	0	-11
3	Kobe Stewart		13:12	0-1	0-1	2-2	0	1	1	3	1	2	1	0	2	0	0	2
Team							2	0	2			0		2				
Totals				17-39	3-10	20-31	8	15	23	26	23	57	11	22	7	6	5	-24

Technical Fouls: Reddish 2nd 7:51

Shooting By Period		
1st FG%	8-19	42.1%
3PT%	2-5	40.0%
FT%	8-10	80%
2nd FG%	9-20	45.0%
3PT%	1-5	20.0%
FT%	12-21	57.1%
GM FG%	17-39	43.6%
3PT%	3-10	30.0%
FT%	20-31	64.5%

Dead Ball Rebounds: 6, 0

High Point - 81 Record: 4-8 (2-5)

NO.	Name		Min	FG M-A	3P M-A	FT M-A	Rebounds OR	DR	TOT	Fouls PF	FD	TP	AS	TO	ST	Blocks BS	BA	+/-
25	Lydell Elmore	F	24:47	5-5	0-0	1-2	4	7	11	3	2	11	2	3	1	3	0	27
10	Emmanuel Izunabor	C	17:27	3-7	0-0	1-1	2	4	6	2	2	7	0	1	2	0	2	5
1	John-Michael Wright	G	30:37	6-13	1-3	6-8	2	1	3	0	4	19	8	0	3	0	3	31
3	Ahmil Flowers	G	32:50	7-9	3-4	3-7	2	0	2	1	6	20	4	3	2	0	0	28
11	Bryant Randleman	G	14:43	0-3	0-0	0-0	0	0	0	5	0	0	2	2	1	0	0	4
2	Denny Slay II		18:58	2-5	2-5	2-2	0	1	1	0	2	8	1	1	0	0	0	23
35	Caden Sanchez		11:11	1-1	0-0	0-0	0	1	1	4	1	2	0	1	0	1	0	15
20	Eric Coleman Jr.		15:09	0-3	0-1	1-2	0	1	1	4	3	1	1	1	2	1	1	1
14	Jaden House		13:34	3-6	0-2	1-3	2	1	3	0	3	7	0	0	0	0	0	-8
5	Alex Holt		10:15	2-3	0-0	2-2	0	3	3	2	2	6	1	0	0	0	0	3
12	Bryson Childress		06:15	0-1	0-1	0-0	0	0	0	2	0	0	0	2	0	0	0	-3
32	John-Michael Hughes		03:03	0-0	0-0	0-0	2	0	2	0	0	0	0	0	0	0	0	-3
21	Ryan Ayers		01:11	0-1	0-1	0-0	0	0	0	0	0	0	0	0	0	0	0	-3
Team							3	0	3			0		2				
Totals				29-57	6-17	17-27	17	19	36	23	25	81	19	16	11	5	6	24

Technical Fouls::NONE

Shooting By Period		
1st FG%	16-31	51.6%
3PT%	5-11	45.5%
FT%	9-12	75%
2nd FG%	13-26	50.0%
3PT%	1-6	16.7%
FT%	8-15	53.3%
GM FG%	29-57	50.9%
3PT%	6-17	35.3%
FT%	17-27	63.0%

Dead Ball Rebounds: 6, 0

	PRE	HPU
Biggest lead	0 (1st 20:00)	29 (2nd 3:27)
Best Scoring Run	7(2nd 17:22)	9(1st 3:45)
Lead Changes	0	
Times Tied	0	
Time with Lead	00:00	38:53

Points from	PRE	HPU
Turnovers	21	30
Paint	24	42
Second Chance	8	7
Fast Breaks	10	29
Bench	29	24

Period by Period Scoring	1st	2nd	TOT
PRE	26	31	57
HPU	46	35	81

Official Basketball Box Score - Final
Presbyterian at High Point
01/25/21 Millis Center, High Point
2020-21 Men's Basketball

Game Time: 6:00 PM
Game Duration: 2:10

Officials: Mark Schnur, Adam Flore, Anthony Eades

Presbyterian - 71 Record: 4-8 (2-6)

NO.	Name		Min	FG M-A	3P M-A	FT M-A	Rebounds OR	DR	TOT	Fouls PF	FD	TP	AS	TO	ST	Blocks BS	BA	+/-
4	Winston Hill	F	26:21	6-9	2-2	0-0	4	2	6	4	3	14	1	4	2	0	1	-4
15	Owen McCormack	F	24:34	1-2	1-2	2-2	1	3	4	3	1	5	1	1	2	0	0	3
0	Rayshon Harrison	G	34:47	5-17	1-6	5-9	3	0	3	2	6	16	2	4	3	0	3	11
22	Brandon Younger	G	29:32	7-14	2-5	2-2	5	4	9	5	2	18	0	2	1	0	1	10
23	Trevon Reddish	G	21:40	0-2	0-0	0-0	0	3	3	5	2	0	3	3	0	1	1	5
2	Kirshon Thrash		21:16	4-6	1-1	0-0	0	3	3	3	0	9	0	1	1	0	1	19
11	Will Ferguson		12:03	0-1	0-0	0-0	1	3	4	1	2	0	2	1	0	0	0	11
12	Giancarlo Sanchez		02:48	0-0	0-0	0-0	0	0	0	1	0	0	0	0	0	0	0	2
24	Ambaka Le Gregam		21:24	2-5	1-4	2-4	0	1	1	1	3	7	4	0	0	0	0	14
5	Zeb Graham		01:50	0-0	0-0	0-0	0	0	0	0	0	0	0	0	0	0	0	-2
3	Kobe Stewart		02:48	0-1	0-0	0-0	0	0	0	1	0	0	0	0	0	0	1	-1
13	Tristen Becker		00:19	0-0	0-0	0-0	0	0	0	0	0	0	0	0	0	0	0	2
20	Will Garvey		00:19	1-1	0-0	0-0	1	0	1	0	0	2	0	0	0	0	0	2
33	Jack McMahon		00:19	0-0	0-0	0-0	0	0	0	0	0	0	0	0	0	0	0	3
Team							0	4	4			0		0				
Totals				26-58	8-20	11-17	15	23	38	26	19	71	13	16	9	1	8	15

Technical Fouls: Thrash 2nd 0:07

Shooting By Period		
1st FG%	9-25	36.0%
3PT%	2-10	20.0%
FT%	6-8	75%
2nd FG%	8-24	33.3%
3PT%	1-6	16.7%
FT%	13-18	72.2%
GM FG%	17-49	34.7%
3PT%	3-16	18.8%
FT%	19-26	73.1%

Dead Ball Rebounds: 4, 0

High Point - 56 Record: 4-9 (2-6)

NO.	Name		Min	FG M-A	3P M-A	FT M-A	Rebounds OR	DR	TOT	Fouls PF	FD	TP	AS	TO	ST	Blocks BS	BA	+/-
25	Lydell Elmore	F	35:09	4-11	0-1	2-2	1	4	5	2	2	10	1	1	1	1	0	-10
10	Emmanuel Izunabor	C	26:50	1-1	1-1	4-4	6	5	11	3	4	7	1	1	0	4	0	-3
1	John-Michael Wright	G	34:58	7-18	2-7	6-8	1	3	4	4	5	22	0	3	4	0	0	-10
3	Ahmil Flowers	G	35:26	0-7	0-3	6-8	1	5	6	4	8	6	2	4	0	1	0	-9
11	Bryant Randleman	G	15:38	0-2	0-1	0-2	0	0	0	1	3	0	2	0	2	0	1	-9
35	Caden Sanchez		05:15	0-1	0-0	0-0	1	0	1	1	0	0	0	1	0	2	0	-2
2	Denny Slay II		19:48	2-4	0-1	0-0	0	3	3	1	0	4	1	2	0	0	0	-10
14	Jaden House		09:49	1-1	0-0	1-2	0	0	0	1	2	3	0	5	0	0	0	-9
20	Eric Coleman Jr.		07:04	1-2	0-1	0-0	1	0	1	1	0	2	1	0	0	0	0	-9
5	Alex Holt		05:42	1-1	0-0	0-0	1	0	1	2	1	2	0	1	0	0	0	-6
12	Bryson Childress		04:21	0-1	0-1	0-0	0	0	0	0	0	0	0	0	0	0	0	2
Team							0	0	0			0		0				
Totals				17-49	3-16	19-26	12	20	32	20	25	56	8	18	7	8	1	-15

Technical Fouls: Flowers 2nd 0:07

	PC	HPU
Biggest lead	15 (2nd 0:07)	9 (1st 15:00)
Best Scoring Run	9(2nd 18:46)	8(1st 15:00)
Lead Changes	5	
Times Tied	6	
Time with Lead	22:37	15:00

Points from	PC	HPU
Turnovers	14	17
Paint	34	24
Second Chance	18	11
Fast Breaks	7	9
Bench	18	11

Period by Period Scoring	1st	2nd	TOT
PC	31	40	71
HPU	26	30	56

Official Basketball Box Score -- Game Totals -- Final Statistics
High Point vs Gardner-Webb
01/29/21 7:00 PM at Boiling Springs, NC / Paul Porter Arena

High Point 59 • 5-9, 3-6

##	Player		Total FG-FGA	3-Ptr FG-FGA	FT-FTA	Rebounds Off	Def	Tot	PF	TP	A	TO	Blk	Stl	Min
25	Elmore,Lydell	f	7-16	0-0	3-5	3	6	9	2	17	0	1	0	0	33
01	Wright,John-Michael	g	4-12	1-4	2-3	1	4	5	1	11	4	3	0	0	30
03	Flowers,Ahmil	g	0-3	0-1	0-0	1	0	1	3	0	2	0	0	1	27
05	Holt,Alex	g	4-8	0-0	4-8	5	3	8	3	12	1	2	1	1	22
11	Randleman,Bryant	g	1-3	0-0	6-8	0	5	5	1	8	4	2	0	1	30
02	Slay II,Denny		3-6	1-4	0-0	0	3	3	0	7	0	1	0	0	20
10	Izunabor,Emmanuel		1-1	0-0	0-0	0	0	0	2	2	0	1	0	0	11
14	House,Jaden		0-1	0-1	2-2	0	0	0	1	2	1	0	0	2	12
35	Sanchez,Caden		0-2	0-1	0-0	1	5	6	0	0	1	1	0	0	15
	Team					2	3	5							
	Totals		20-52	2-11	17-26	13	29	42	13	59	13	11	1	5	200

FG % 1st Half:	10-25	40.0%	2nd half:	10-27	37.0%	Game:	20-52 38.5%
3FG % 1st Half:	2-8	25.0%	2nd half:	0-3	0.0%	Game:	2-11 18.2%
FT % 1st Half:	9-14	64.3%	2nd half:	8-12	66.7%	Game:	17-26 65.4%

Deadball Rebounds 3

Gardner-Webb 55 • 6-10, 5-6

##	Player		Total FG-FGA	3-Ptr FG-FGA	FT-FTA	Rebounds Off	Def	Tot	PF	TP	A	TO	Blk	Stl	Min
14	REID, Kareem	f	3-5	0-0	1-2	1	6	7	4	7	0	1	3	5	32
24	DUFEAL, Ludovic	f	2-5	0-2	2-4	3	2	5	2	6	1	1	2	0	27
01	CORNWALL, Jaheam	g	6-13	4-9	0-0	1	2	3	1	16	4	3	0	2	32
02	SEARS, Jordan	g	2-7	0-4	1-1	1	2	3	2	5	3	2	0	0	23
03	FALKO, Jacob	g	2-8	1-4	0-0	1	6	7	2	5	2	2	0	2	31
04	WILLIAMS, D'Maurian		2-8	2-6	0-2	1	3	4	2	6	2	1	0	0	26
05	MANN, Jamaine		1-3	0-0	3-6	2	2	4	5	5	0	2	0	0	21
23	SELDEN, Anthony		2-5	1-4	0-0	0	1	1	1	5	0	0	1	0	8
	Team					0	1	1							
	Totals		20-54	8-29	7-15	10	25	35	19	55	12	12	6	9	200

FG % 1st Half:	9-26	34.6%	2nd half:	11-28	39.3%	Game:	20-54 37.0%
3FG % 1st Half:	4-13	30.8%	2nd half:	4-16	25.0%	Game:	8-29 27.6%
FT % 1st Half:	3-4	75.0%	2nd half:	4-11	36.4%	Game:	7-15 46.7%

Deadball Rebounds 3

Officials: Anthony Franklin (R), Keith Fogleman, Anthony Eades
Technical fouls: High Point-None. Gardner-Webb-None.
Attendance:

Score by periods	1st	2nd	Total
High Point	31	28	**59**
Gardner-Webb	25	30	**55**

Points	In Paint	Off T/O	2nd Chance	Fast Break	Bench
HPU	20	15	17	7	10
GWU	22	6	13	7	16

Last FG - HPU 2nd-03:14, GWU 2nd-01:32.
Largest lead - HPU by 6 1st-00:18, GWU by 1 1st-12:23.
HPU led for 32:36. GWU led for 03:15. Game was tied for 04:08.

Score tied - 5 times.
Lead changed - 6 times.

2020-21 BOX SCORES

Official Basketball Box Score -- Game Totals -- Final Statistics
High Point vs Gardner-Webb
01/30/21 5:00 PM at Boiling Springs, NC / Paul Porter Arena

High Point 72 • 6-9, 4-6

##	Player		Total FG-FGA	3-Ptr FG-FGA	FT-FTA	Rebounds Off	Def	Tot	PF	TP	A	TO	Blk	Stl	Min
05	Holt,Alex	f	5-7	1-1	0-0	3	3	6	3	11	1	2	0	0	22
25	Elmore,Lydell	f	5-12	0-1	3-5	0	4	4	2	13	1	1	0	1	29
01	Wright,John-Michael	g	9-17	2-6	8-11	1	3	4	1	28	4	3	0	1	36
03	Flowers,Ahmil	g	2-4	0-2	3-4	3	2	5	2	7	1	0	0	2	34
11	Randleman,Bryant	g	1-3	0-1	2-2	1	0	1	2	4	3	1	1	4	34
02	Slay II,Denny		0-3	0-1	0-0	1	0	1	0	0	3	0	0	0	13
10	Izunabor,Emmanuel		0-1	0-0	0-0	0	0	0	2	0	0	1	0	0	8
14	House,Jaden		0-1	0-1	0-0	0	0	0	0	0	0	0	0	0	4
35	Sanchez,Caden		4-5	1-1	0-0	2	2	4	1	9	0	1	1	1	20
	Team					1	2	3							
	Totals		26-53	4-14	16-22	12	16	28	13	72	13	9	2	9	200

FG % 1st Half:	10-27	37.0%	2nd half:	16-26	61.5%	Game:	26-53	49.1%
3FG % 1st Half:	1-6	16.7%	2nd half:	3-8	37.5%	Game:	4-14	28.6%
FT % 1st Half:	5-6	83.3%	2nd half:	11-16	68.8%	Game:	16-22	72.7%

Deadball Rebounds 4

Gardner-Webb 69 • 6-11, 5-7

##	Player		Total FG-FGA	3-Ptr FG-FGA	FT-FTA	Rebounds Off	Def	Tot	PF	TP	A	TO	Blk	Stl	Min
14	REID, Kareem	f	5-6	0-0	1-4	3	1	4	2	11	2	3	3	2	26
24	DUFEAL, Ludovic	f	2-2	0-0	0-0	1	2	3	3	4	1	0	1	0	25
01	CORNWALL, Jaheam	g	5-11	4-9	0-0	0	2	2	0	14	6	1	0	1	34
02	SEARS, Jordan	g	6-11	6-9	0-0	0	3	3	2	18	5	1	0	2	34
03	FALKO, Jacob	g	1-4	1-3	0-0	0	1	1	4	3	2	4	0	0	23
04	WILLIAMS, D'Maurian		2-5	1-4	3-4	0	0	0	4	8	1	2	0	0	20
05	MANN, Jamaine		3-5	0-1	1-3	2	6	8	4	7	1	2	2	0	28
23	SELDEN, Anthony		2-2	0-0	0-0	0	0	0	1	4	0	2	1	0	10
	Team					2	2	4							
	Totals		26-46	12-26	5-11	8	17	25	20	69	18	15	7	5	200

FG % 1st Half:	12-20	60.0%	2nd half:	14-26	53.8%	Game:	26-46	56.5%
3FG % 1st Half:	5-10	50.0%	2nd half:	7-16	43.8%	Game:	12-26	46.2%
FT % 1st Half:	2-7	28.6%	2nd half:	3-4	75.0%	Game:	5-11	45.5%

Deadball Rebounds 2

Officials: JW Lucas (R), Jemel Spearman, Chase Shaw
Technical fouls: High Point-None. Gardner-Webb-None.
Attendance:

Score by periods	1st	2nd	Total
High Point	26	46	72
Gardner-Webb	31	38	69

	In Paint	Off T/O	2nd Chance	Fast Break	Bench
Points					
HPU	30	16	16	4	9
GWU	28	13	6	8	19

Last FG - HPU 2nd-00:36, GWU 2nd-00:15.
Largest lead - HPU by 6 2nd-04:26, GWU by 11 2nd-18:08.
HPU led for 09:45. GWU led for 27:41. Game was tied for 02:34.

Score tied - 6 times.
Lead changed - 10 times.

High Point (7-10,5-7 Big South) -vs- Hampton (8-9,7-5 Big South)
02/08/21 at Convocation Center, Hampton, VA

Date: 02/08/21
Time: 4:00 PM
Site: Convocation Center, Hampton, VA

Score By Period	1	2	Total
High Point	41	30	71
Hampton	28	48	76

High Point 71

#	Player	GS	MIN	FG	3PT	FT	ORB-DRB	REB	PF	A	TO	BLK	STL	PTS
01	Wright,John-Michael	*	31	5-16	2-10	8-9	2-7	9	4	2	1	0	0	20
25	Elmore,Lydell	*	30	4-13	0-2	2-2	3-5	8	1	1	0	0	1	10
05	Holt,Alex	*	23	3-9	0-0	3-4	3-1	4	3	1	0	0	0	9
11	Randleman,Bryant	*	27	3-5	0-1	1-1	0-6	6	3	2	1	1	1	7
03	Flowers,Ahmil	*	25	1-7	0-2	0-0	3-0	3	2	0	0	1	1	2
14	House,Jaden		20	6-10	5-8	0-0	0-3	3	0	3	2	0	1	17
35	Sanchez,Caden		16	1-4	0-1	0-0	1-3	4	0	0	0	0	0	2
10	Izunabor,Emmanuel		11	1-3	0-0	0-0	2-1	3	3	0	0	1	0	2
02	Slay II,Denny		10	1-3	0-2	0-0	0-2	2	1	1	2	0	0	2
22	Peterson III,Rob		7	0-0	0-0	0-0	1-0	1	0	2	2	0	0	0
12	Childress,Bryson		0	0-0	0-0	0-0	0-0	0	0	0	0	0	0	0
TM	TEAM		0	0-0	0-0	0-0	3-0	3	0	0	0	0	0	0
	Totals	-	**200**	**25-70**	**7-26**	**14-16**	**18-28**	**46**	**17**	**12**	**8**	**3**	**4**	**71**

Team Summary	FG	3PT	FT
First Half	14-31 45.16 %	4-15 26.67 %	9-10 90.00 %
Second Half	11-39 28.21 %	3-11 27.27 %	5-6 83.33 %
Total	**25-70 35.7 %**	**7-26 26.9 %**	**14-16 87.5 %**

Technical Fouls: none **Second Chance Points:** 15 **Scores Tied:** 4 times(s) **Points In the Paint:** 30 **Fast Break Points:** 8
Lead Changed: 3 times(s) **Points off Turnovers:** 12 **Bench Points:** 23 **Largest Lead:** 0 0

Hampton 76

#	Player	GS	MIN	FG	3PT	FT	ORB-DRB	REB	PF	A	TO	BLK	STL	PTS
03	Warren ,Davion	*	37	11-20	2-7	4-6	1-3	4	5	4	3	1	1	28
00	Godwin,Marquis	*	38	5-13	4-10	6-6	0-7	7	1	0	1	0	0	20
01	Dean ,Russell	*	37	3-9	0-0	3-5	0-6	6	3	7	1	0	2	9
12	Shelton,Chris	*	27	3-5	3-5	0-0	1-4	5	3	2	0	0	1	9
05	Dickens,Dajour	*	32	1-4	0-0	0-0	3-7	10	2	0	2	7	0	2
22	Seward,Elijah		12	2-2	2-2	0-0	0-1	1	0	0	0	0	0	6
23	Banister,Daniel		5	0-0	0-0	2-2	1-0	1	0	0	1	0	0	2
04	Bethea, Jr.,Raymond		6	0-1	0-1	0-0	0-0	0	1	0	1	0	0	0
32	Thomas,Najee		4	0-1	0-0	0-0	1-0	1	0	0	0	0	0	0
15	Anthony,Saheem		2	0-2	0-1	0-0	0-0	0	0	0	0	0	0	0
TM	TEAM		0	0-0	0-0	0-0	1-1	2	0	0	1	0	0	0
	Totals	-	**200**	**25-57**	**11-26**	**15-19**	**8-29**	**37**	**15**	**13**	**10**	**8**	**4**	**76**

Team Summary	FG	3PT	FT
First Half	8-31 25.81 %	4-14 28.57 %	8-11 72.73 %
Second Half	17-26 65.38 %	7-12 58.33 %	7-8 87.50 %
Total	**25-57 43.9 %**	**11-26 42.3 %**	**15-19 78.9 %**

Technical Fouls: none **Second Chance Points:** 3 **Scores Tied:** 2 times(s) **Points In the Paint:** 26 **Fast Break Points:** 6
Lead Changed: 3 times(s) **Points off Turnovers:** 6 **Bench Points:** 8 **Largest Lead:** 0 0

High Point (7-9,5-6 Big South) -vs- Hampton (7-9,6-5 Big South)
02/07/21 at Convocation Center, Hampton, VA

Date: 02/07/21
Time: 2:00 PM
Site: Convocation Center, Hampton, VA

Score By Period	1	2	Total
High Point	39	33	72
Hampton	31	27	58

High Point 72

#	Player	GS	MIN	FG	3PT	FT	ORB-DRB	REB	PF	A	TO	BLK	STL	PTS
01	Wright,John-Michael	*	38	7-22	2-9	8-10	2-6	8	1	2	1	0	0	24
03	Flowers,Ahmil	*	25	2-8	1-4	10-10	4-1	5	4	2	0	0	1	15
25	Elmore,Lydell	*	29	6-13	0-1	2-4	3-5	8	3	0	0	1	0	14
11	Randleman,Bryant	*	26	1-3	0-0	5-5	2-7	9	4	6	3	0	3	7
05	Holt,Alex	*	18	2-5	0-0	1-4	3-1	4	3	0	1	1	0	5
02	Slay II,Denny		25	1-6	0-4	2-2	2-4	6	0	1	1	0	2	4
10	Izunabor,Emmanuel		18	1-4	0-0	0-0	3-5	8	3	0	1	0	0	2
12	Childress,Bryson		1	0-0	0-0	1-2	0-0	0	0	0	0	0	0	1
35	Sanchez,Caden		14	0-5	0-0	0-0	4-2	6	1	0	1	0	0	0
22	Peterson III,Rob		4	0-1	0-1	0-0	0-1	1	1	1	1	0	0	0
14	House,Jaden		2	0-1	0-0	0-0	1-0	1	0	0	1	0	0	0
TM	TEAM		0	0-0	0-0	0-0	2-2	4	0	0	0	0	0	0
	Totals	-	**200**	**20-68**	**3-19**	**29-37**	**26-34**	**60**	**20**	**12**	**10**	**2**	**6**	**72**

Team Summary	FG	3PT	FT
First Half	12-37 32.43 %	2-9 22.22 %	13-17 76.47 %
Second Half	8-31 25.81 %	1-10 10.00 %	16-20 80.00 %
Total	**20-68 29.4 %**	**3-19 15.8 %**	**29-37 78.4 %**

Technical Fouls: none **Second Chance Points:** 20 **Scores Tied:** 0 times(s) **Points In the Paint:** 20 **Fast Break Points:** 5
Lead Changed: 0 times(s) **Points off Turnovers:** 10 **Bench Points:** 7 **Largest Lead:** 0 0

Hampton 58

#	Player	GS	MIN	FG	3PT	FT	ORB-DRB	REB	PF	A	TO	BLK	STL	PTS
03	Warren ,Davion	*	39	7-14	3-9	4-8	0-5	5	2	3	8	1	2	21
12	Shelton,Chris	*	31	4-6	4-6	0-0	0-1	1	0	1	1	0	2	12
01	Dean ,Russell	*	37	1-6	0-0	6-10	0-4	4	3	5	3	2	0	8
05	Dickens,Dajour	*	26	2-5	0-0	3-4	2-2	4	4	1	2	3	0	7
00	Godwin,Marquis	*	21	2-6	1-4	1-1	0-0	0	5	0	0	0	0	6
23	Banister,Daniel		21	1-6	0-2	0-0	0-6	6	2	0	0	4	0	2
15	Anthony,Saheem		12	1-2	0-1	0-0	0-1	1	1	0	0	0	0	2
04	Bethea, Jr.,Raymond		8	0-3	0-2	0-0	0-1	1	4	2	0	0	0	0
22	Seward,Elijah		4	0-0	0-0	0-0	0-1	1	3	0	0	0	0	0
20	Chatman,Tyler		1	0-0	0-0	0-0	0-0	0	0	0	0	0	0	0
32	Thomas,Najee		0	0-0	0-0	0-0	0-1	1	0	0	0	0	0	0
TM	TEAM		0	0-0	0-0	0-0	1-6	7	0	0	0	0	0	0
	Totals	-	**200**	**18-48**	**8-24**	**14-23**	**3-28**	**31**	**24**	**12**	**14**	**10**	**4**	**58**

Team Summary	FG	3PT	FT
First Half	10-28 35.71 %	6-17 35.29 %	5-7 71.43 %
Second Half	8-20 40.00 %	2-7 28.57 %	9-16 56.25 %
Total	**18-48 37.5 %**	**8-24 33.3 %**	**14-23 60.9 %**

Technical Fouls: none **Second Chance Points:** 4 **Scores Tied:** 2 times(s) **Points In the Paint:** 16 **Fast Break Points:** 5
Lead Changed: 0 times(s) **Points off Turnovers:** 11 **Bench Points:** 4 **Largest Lead:** 0 0


HIGH POINT COLLEGE
Purple Panthers Post
High Point
Basketball Classic
Panthers
Panthers
35
SPALDING
Basketball spirit overshadowed Roberts Hall veils of tissue asserted a convincing victory f Panther Power.
Team captain Gene Littles and District 26 Coach of the Year Bob Vaughn accept the first place trophy at the first annual High Point Classic.
HPU
adidas

JOHN-MICHAEL WRIGHT
So. • G • 6-1 • 185
Fayetteville, N.C.

DENNY SLAY II
Sr. • G • 5-11 • 193
Woodbridge, Va.

AHMIL FLOWERS
Fr. • G • 6-3 • 180
Greensboro, N.C.

ALEX HOLT
Fr. • F • 6-8 • 250
Lexington, N.C.

EMMANUEL IZUNABOR
So. • F • 6-9
Fayetteville, N.C.

BRYANT RANDLEMAN
So. • G • 6-4 • 190
Durham, N.C.

BRYSON CHILDRESS
Fr. • G • 5-8 • 139
Albemarle, N.C.

CAMERON BILLUPS
So. • F • 6-3 • 180
Fayetteville, N.C.

JADEN HOUSE
Fr. • G • 6-4 • 190
Richmond, Va.

NATHANIEL LEDFORD
Fr. • G • 6-0
Burnsville, N.C.

ERIC COLEMAN JR.
So. • F • 6-8 • 215
Burford, Ga.

RYAN AYERS
So.. • F • 6-6 • 210
Clemmons, N.C.

ROB PETERSON III
Jr. • F • 6-6 • 190
Charlotte, N.C.

CALEB WRIGHT
Fr. • F • 6-0 • 206
Phoenix, Arizona

LYDELL ELMORE
Gr • F • 6-9 • 189
Branchville, S.C.

AJ HOYNACK
Fr. • G • 6-2 • 180
Miami, Fla

JOHN-MICHAEL HUGHES
So. • G • 5-8 • 165
Ligonier, Pa.

CADEN SANCHEZ
R-Jr. • F • 6-8 • 236
Columbus, Ohio

ZACH AUSTIN
Fr. • G • 6-4 • 205
Winston Salem, N.C.