HIGH POINT BASKETBALL

THREE-TIME NIT PARTICIPANT: 2007 | 2012 | 2014
BIG SOUTH REGULAR SEASON CHAMPIONS: 2007 | 2014

Cory McCune | Asst. Director of Athletic Communications
Women's Basketball Contact | Steele Sports Center
One University Parkway | High Point, N.C. 27268
(o) (336) 841-4640 | (c) 336-848-4222 | (e) cmccune@highpoint.edu
www.HighPointPanthers.com

Two Big South Regular Season Titles | Two Big South Players of the Year | Two Big South Defensive Players of the Year | Four Big South Freshmen of the Year

2017-18 SCHEDULE (4-3, 0-0 Big South)

Nov. 10	NORTH CAROLINA WESLEYAN	W, 111-54
Nov. 12	at Ohio	L, 61-64
Nov. 16	at No. 11 Duke	L, 50-77
Nov. 21	BARTON COLLEGE (BSN)	W, 82-69
Nov. 27	at Stetson	W, 69-64
Nov. 29	at Norfolk State	W, 59-56
Dec. 3	UAB (BSN)	L, 61-77
Dec. 16	at Virginia Tech	6:00 pm
Dec. 18	DAVIDSON (BSN)	7:00 pm
Dec. 22	WESTERN CAROLINA (BSN)	5:00 pm
Dec. 28	at UNCG	7:00 pm
Jan. 2	GARDNER-WEBB* (BSN)	7:00 pm
Jan. 6	at UNC Asheville* (BSN)	2:00 pm
Jan. 9	PRESBYTERIAN* (BSN)	7:00 pm
Jan. 13	at Winthrop* (BSN)	2:00 pm
Jan. 16	at Campbell* (BSN)	7:00 pm
Jan. 20	LONGWOOD* (BSN)	2:00 pm
Jan. 23	at Radford* (BSN)	7:00 pm
Jan. 27	at Charleston Southern* (BSN)	3:00 pm
Jan. 30	LIBERTY* (BSN)	7:00 pm
Feb. 3	CAMPBELL* (BSN)	4:00 pm
Feb. 6	at Longwood* (BSN)	7:00 pm
Feb. 11	UNC ASHEVILLE* (Stadium)	2:00 pm
Feb. 13	WINTHROP* (BSN)	7:00 pm
Feb. 17	at Presbyterian* (BSN)	2:00 pm
Feb. 20	CHARLESTON SOUTHERN* (BSN)	7:00 pm
Feb. 24	at Gardner-Webb* (BSN)	2:00 pm
Feb. 27	RADFORD* (BSN)	7:00 pm
March 3	at Liberty* (BSN)	2:00 pm
March 8	Big South First Round^	TBA
March 9	Big South Quarterfinals^	TBA
March 10	Big South Semifinals^	TBA
March 11	Big South Finals^	2:00 p.m.

All Times EST
* Big South contest
^ Big South Tournament at Lynchburg, Va.

TELEVISION/STREAMING KEY
BSN - Big South Network
ASN - American Sports Network

HIGH POINT (4-3, 0-0 Big South)
PANTHERS

Game #8

Date ..... Saturday, Dec. 16
Site ..... Blacksburg, Va.
Arena ..... Cassell Coliseum (10,000)
Tip Time ..... 6:00 p.m. (EST)
Stream ..... Hokie Vision
Listen ..... High Point Panthers Network
Pxp ..... Joe Weil
All-Time Series ..... Virginia Tech leads 2-0

Virginia Tech (10-2, 0-0 ACC)
HOKIES

Quick Hitters

• Kat Harris tied HPU's single-game three-point record drilling 7-of-8 en route to a career-high 29 points on Dec. 3 when the Panthers took on UAB in the Millis Center.

• Harris averaged 6.7 points per game in the first three contests of the season, but has exploded averaging 20.3 over the last four. The Charlotte, N.C. native had never scored more than 20 points in a game before doing in twice in the last four.

• HPU has assisted on 60.5 percent of its made field goals on the year. That's the highest mark in the program's Division I era with a slight lead of the 2010-11 squad's 60.4 percent mark.

• Kennedy Currie is a burgeoning force in the paint for the Purple & White. The redshirt-junior has led the team in rebounding in each of the past four games (8.8/game) and is averaging 2.5 blocks per outing during the last two weeks.

• HPU is 36-43 in road games under DeUnna Hendrix and 6-23 in non-conference road outings in that span. However, the team has won each of its last two non-conference road games.

• During her first season as the team's main point guard, Camryn Brown is second in the conference in assist-to-turnover ratio with 2.0 assists for every miscue.

• The Panthers have relied heavily on its backcourt in road games this season. Emma Bockrath (16.5 ppg) and Brown (15.8 ppg) have combined for 54 percent of the team's scoring in four road contests this season.

• High Point has hit more three-pointers and shot a better three-point percentage than six of its seven opponents this season.

• HPU has attempted fewer free throws than all seven of its opponents, but have made more free throws in three contests.

• The Purple & White are 2-39 against current members of Power-5 conferences since joining the Division I ranks in 1999-2000. That record includes a 1-18 mark against the ACC with the win coming against Pitt on Dec. 2, 2011. The other victory came against Florida on Dec. 21, 2009.

• Hendrix finally has a veteran roster to work with for the first time since 2014-15. HPU has had at least 70 percent of its roster comprised by underclassmen each of the last two years, but have nine upperclassmen this season.

• High Point is right back in action on Monday, Dec. 18 when they host Davidson in the Millis Center.

PROBABLE STARTERS

No.	Name	Pos.	Ht	Cl	Pts	FG%	3P%	FT%	Reb	Ast	Stl	Min
2	Camryn Brown	G	5-5	So.	11.1	.490	.450	.769	2.3	4.0	0.9	30.1
10	Emma Bockrath	G	5-10	Jr.	12.1	.330	.323	.813	7.7	2.1	2.1	29.7
21	Lindsey Edwards	G	5-10	Jr.	9.6	.356	--	.789	3.3	1.4	0.9	30.1
14	Shea Morgan	F	6-0	Jr.	9.6	.517	.667	.455	6.6	3.1	1.0	32.4
24	Kennedy Currie	F	6-0	R-Jr.	6.3	.417	--	.571	7.6	1.1	0.4	26.7

RESERVES

No.	Name	Pos.	Ht	Cl	Pts	FG%	3P%	FT%	Reb	Ast	Stl	Min
1	Kat Harris	G	5-7	Jr.	14.4	.446	.415	.750	3.7	2.6	1.1	24.3
30	Jiselle Thomas	G	5-10	Fr.	3.6	.345	.200	.571	1.7	0.6	1.0	8.9
40	Olivia VanSlooten	F	6-3	So.	0.9	.333	--	.000	2.4	0.1	0.9	9.6
5	Hunter Fleming	G	5-7	Sr.	2.3	.273	.000	.250	1.7	0.7	1.8	10.0
3	Kayla Stephens	G	5-6	Fr.	11.0	.600	.750	1.000	2.0	4.0	1.0	14.0
11	Taylor McGlashan	F	6-2	So.	1.0	.333	--	--	2.0	0.0	0.0	6.0
0	Haleigh Hatfield	F	6-1	Jr.	--	--	--	--	--	--	--	--
4	Bre Davis	G	5-5	Jr.	--	--	--	--	--	--	--	--

HIGH POINT UNIVERSITY

2017-18 Broadcast Roster



0 Haleigh Hatfield

- Placed second on the team in rebounding last year with 5.7 per night
- Posted a Big South Championship record with 23 rebounds against PC (3/10)
- Still not ready to return from mono after missing the first seven games

F • 6-1 • Jr. • Winston-Salem, N.C. • Mount Tabor

	MIN	PTS	REB	APG	FG%	3FG%	FT%
2016-17	18.4	4.6	5.7	0.8	.310	.290	.846
CAREER	21.3	5.9	5.7	0.8	.326	.299	.819



1 Kat Harris

- Is eighth in HPU history with 111 three-pointers while hitting 36.4 percent from deep
- Is third in HPU's D-I era hitting .819 percent from the free throw line in her career
- Hitting 14-of-21 (.636) from three at home and 3-of-20 (.150) on the road

G • 5-7 • Sr. • Charlotte, N.C. • New Hope Christian

	MIN	PTS	REB	APG	FG%	3FG%	FT%
2017-18	24.3	14.4	3.7	2.6	.446	.415	.750
CAREER	19.5	8.0	2.5	1.8	.385	.364	.819

2 Camryn Brown

- Averaged 15.8 and shooting 15-of-29 (.517) from three in HPU's three road games
- Picked as the team's lone captain for the 2017-18 campaign
- Selected to the Big South All-Freshman Team in 2016-17

G • 5-5 • So. • Copley, Ohio • Revere

	MIN	PTS	REB	APG	FG%	3FG%	SPG
2017-18	30.1	11.1	2.3	4.0	.490	.450	0.9
CAREER	21.7	8.1	1.9	2.5	.382	.380	1.0



3 Kayla Stephens

- Scored 2,249 points in her career at Northside High School
- A four-time all-state and all-area selection during prep career
- Averaged 20.0 points, 4.7 assists adn 3.6 steals as a senior

G • 5-5 • Fr. • Lexington, N.C. • Northside

	MIN	PTS	REB	APG	FG%	3FG%	FT%
2017-18	14.0	11.0	2.0	4.0	.600	.750	1.000
CAREER	14.0	11.0	2.0	4.0	.600	.750	1.000



5 Hunter Fleming

- Scored a career-high seven points in the opener against NC Wesleyan
- Originally walked on to the team, but has been put on scholarship
- Started two games as a freshman

G • 5-7 • Sr. • Kernersville, N.C. • RJ Reynolds

	MIN	PTS	REB	APG	FG%	3FG%	FT%
2017-18	10.0	2.3	1.7	0.7	.273	.000	.250
CAREER	5.3	1.2	0.8	0.2	.303	.125	.333



10 Emma Bockrath

- Picked as the Big South Preseason Player of the Year, won the postseason award in 2016-17
- Has her fifth, sixth and seventh career double-double in the first three games this season
- Scored in double figures in five of the team's seven games this season

G • 5-10 • Jr. • Dayton, Ohio • Kettering Alter

	MIN	PTS	REB	APG	FG%	3FG%	FT%
2017-18	29.7	12.1	7.7	2.1	.330	.323	.813
CAREER	32.5	11.5	5.4	2.5	.394	.324	.726



11 Taylor McGlashan

- Earned six starts as a sophomore and has played in 55 career games
- Posted a career-high 10 points and seven boards against Norfolk St.
- Was a three-time all-conference selection in high school

F • 6-2 • Jr. • Marlton, N.J. • Cherokee

	MIN	PTS	REB	APG	FG%	SPG	FT%
2017-18	6.0	1.0	2.0	0.0	.333	0.0	--
CAREER	10.9	1.3	1.9	0.3	.340	0.2	.348



14 Shea Morgan

- Started 29 games as a sophomore and has played in every game of her career
- Has at least one assist in the last 15 contests averaging 2.5 per game
- Hit a three-pointer in each of the last two games - the first two of her career

F • 6-0 • Jr. • Kettering, Ohio • Kettering Fairmont

	MIN	PTS	REB	APG	FG%	SPG	FT%
2017-18	32.4	9.6	6.6	3.1	.517	1.0	.455
CAREER	26.9	6.1	4.8	1.8	.458	0.8	.737

21 Lindsey Edwards

- Started the third game of her career and posted 16 against NC Wesleyan
- Improved her free throw shooting by over 15 percent from fr. to soph. year (.567 to .730)
- Has scored at least one basket in all but two games in her career - in double figures 22 times

G • 5-10 • Jr. • Perry Hall, Md. • Roland Park

	MIN	PTS	REB	APG	FG%	SPG	FT%
2017-18	30.1	9.6	3.3	1.4	.356	1.0	.789
CAREER	23.7	7.8	3.4	0.9	.415	0.7	.669



24 Kennedy Currie

- Posted a career-high 14 points in her first career start versus NC Wesleyan
- Described as HPU's most-improved player by head coach DeUnna Hendrix
- Averaging 8.8 rebounds and 2.5 blocks per game over the last four games

F • 6-0 • R-Jr. • Greensboro, N.C. • Dudley

	MIN	PTS	REB	APG	FG%	SPG	BPG
2017-18	26.7	6.3	7.6	1.1	.417	0.4	1.9
CAREER	14.7	3.2	3.3	0.8	.433	0.5	0.7



30 Jiselle Thomas

- Scored 20 points on 8-of-15 shooting in her college debut
- Picked up 2,023 points in her prep career at Norwalk High School
- Named to the All-Ohio First Team as a senior and second team as a junior

G • 5-9 • Fr. • Norwalk, Ohio • Norwalk

	MIN	PTS	REB	APG	FG%	SPG	3FG%
2017-18	8.9	3.6	1.7	0.6	.345	1.0	.200
CAREER	8.9	3.6	1.7	0.6	.345	1.0	.200



40 Olivia VanSlooten

- Has six blocks in 57 minutes after blocking seven shots in 155 last season
- One of eight players to appear in all seven games this season
- Finished in the top-10 in scoring in the league all four seasons of high school

F • 6-3 • So. • Toledo, Ohio • Ottawa Hills

	MIN	PTS	REB	APG	BPG	FG%	FT%
2017-18	9.6	0.9	2.4	0.1	0.9	.333	.000
CAREER	10.6	1.8	2.6	0.2	0.7	.400	.588

2017-18 High Point University Women's Basketball

Quick Facts

High Point University

Location ..... High Point, N.C.
Founded 1924
Enrollment 4,600
Nickname ..... Panthers
Colors ..... Purple and White
Conference ..... Big South (NCAA Div. I)
President ..... Dr. Nido Qubein (High Point '70)
Athletic Director ..... Dan Hauser (Appalachian St. '92)
Facility ..... Millis Athletic and Convocation Center
Capacity 1,750

Team Information

2016-17 Overall Record 15-15
2016-17 Big South Record 13-5
2016-17 Big South Finish T-2nd
2016-17 Postseason ..... 0-1 Big South Tournament
Letterwinners Returning/Lost 13/1
Starters Returning/Lost 4/1
Newcomers 2
Players to watch ..... Emma Bockrath (G, Jr.)
..... Camryn Brown (G, So.)
First year of basketball 1967-68
Program record 760-585
All-time record at the Millis Center 236-95

Basketball Staff
Head Coach: ..... DeUnna Hendrix (Richmond '07)
Record at High Point 90-73
Associate Head Coach ..... Heather Kearney (Slippery Rock '99)
Assistant Coach ..... Jenna Burkett (Robert Morris '07)
Assistant Coach ..... Hailey Yohn (Coker '15)
Dir. of Operations ..... Stacia Robertson (High Point '14)
Athletic Trainer ..... Dr. Amy Richmond (Ursinas '11)

Sports Information Contact

Assistant SID ..... Cory McCune (Ohio '13)
Office/Cell phone ..... (336) 841-4640 / (336) 848-4222
Email ..... cmccune@highpoint.edu
Press Row Phone ..... (336) 888-6313
SID fax ..... (336) 841-9182
Mailing Address ..... Sports Information Office
..... One University Parkway
..... High Point, N.C. 27268
Web site ..... www.HighPointPanthers.com
Twitter ..... @HighPointSports

Broadcast Information

Internet Audio ..... www.HighPointPanthers.com
Play-by-Play ..... Joe Weil
Home Video Stream ..... Big South Network

All-Time Series with Virginia Tech

The Hokies are 2-0 in the series with an average victory of 97-48 from two contests in 2006 and 2007. Against the Big South, Virginia Tech is 66-11 with nine loses to Radford and one apiece to Longwood and Liberty.

Scouting the Hokies

Virginia Tech is one of the most balanced lineups in the nation with four players averaging 12 or more points per contest. Chanette Hicks ranks in the top-10 in the country with 7.0 assists per game while also averaging 12.3 points. Behind Hicks, the team has been dominant at home winning its six games by an average of 83.7 to 52.3 including its 68-42 win over Radford.

Matchup to Watch

Virginia Tech gets to the line more than 20 times per contest while the Panthers are among the nation's leaders in fouls per game. Staying out of foul trouble and making the Hokies score against HPU's stout defense will be key.

Winning the Long-Range Battle

• The Panthers rank 13th in the nation in three-point percentage defense (22 percent) with their new in-your-face style brought over by associate head coach Heather Kearney. Last year, the team allowed opponents to shoot 31 percent and ranked 144th.

• Offensively, the Purple & White are 14th in the country hitting 40.5 percent of their three-point attempts on the year. That, too, is an improvement on a program-record 35.7 percent mark in 2016-17.

All Kinds of Threats

• The Panthers had four different leading scorers in the first four games of the season.

• Five different members of the Purple & White have scored 20 points in a single game in 2017-18.

• Eight of the 11 Panthers to play in a game this season have posted a career-high scoring outing through the first seven contests.

Reserves Needed

• The Panthers are 4-0 when the bench outscores their opponent's reserves and 0-3 when that margin is reversed.

• HPU averages a 28-15 edge in its wins and a 13.3-22.7 deficit in losses. Harris has accounted for 37 of the 40 bench points in the team's three losses.

Defensive Learning Curve

Playing a more up-tempo defense under associate head coach Heather Kearney, the Panthers are limiting opponents to 22 percent shooting from beyond the arc, but have shown a tendency to get in foul trouble. HPU ranks 346 out of 349 teams in fouls per game (23.6/game).

Consecutive Starts Record

Bockrath has started 68 straight games through the last two-plus seasons leaving her five games short of tying HPU's D-I record. (See ranking on right.)

2017-18 BIG SOUTH PRESEASON POLL

Rk.	Team (first)	Points
1.	Radford (7)	96
2.	Liberty (1)	81
3.	Campbell	77
4.	High Point	73
5.	UNC Asheville (2)	65
6.	Charleston Southern	50
7.	Gardner-Webb	38
8.	Presbyterian	37
9.	Longwood	17
10.	Winthrop	16

2017-18 BIG SOUTH STANDINGS

AS OF 12/15/17

Team	Overall	Big South
Gardner-Webb	6-2	0-0
Campbell	6-2	0-0
Radford	4-3	0-0
High Point	**4-3**	0-0
Liberty	3-5	0-0
Charleston Southern	3-5	0-0
Longwood	2-6	0-0
UNC Asheville	1-7	0-0
Presbyterian	1-7	0-0
Winthrop	1-8	0-0

HARRIS ON THE HPU'S ALL-TIME 3-POINT LIST

1. Kaylah Keys (2013-17) 255
2. Jurica Hargraves (2007-11) 229
3. Lindsay Puckett (2011-15) 144
4. Candyce Sellars (2003-07) 138
5. Narelle Henry (2000-03) 134
6. Mackenzie Maier (2007-11) 127
7. Misty Brockman (1999-03) 119
8. **Kat Harris (2014-Pres.) 118**
9. Katie O'Dell (2002-06) 117
10. Leslie Cook (2005-07) 114

THE HPU DIV. I SCORING LIST

1. Kaylah Keys (2013-17) 1,869

...

12. Lindsay Puckett (2010-15) 856
13. Narelle Henry (2000-03) 848
14. Frances Fields (2007-11) 824
15. Amy Dodd (2007-11) 813
16. **Kat Harris (2014-Pres.) 792**
17. **Emma Bockrath (2015-Pres.) 781**
18. Mary Brewer (1999-02) 773

HPU D-I CONSECUTIVE STARTS LIST

1. Candyce Sellars (2003-07) 73
2. Mary Brewer (1999-02) 70
3. **Emma Bockrath (2015-Pres.) 68**
4. Latrice Phelps (2013-15) 65
   Amy Dodd (2007-11) 65
6. Shamia Brown (2008-12) 64

Tale of the Tape

High Point	vs.	Virginia Tech
70.4	**POINTS PER GAME**	**80.3**
65.9	**OPPONENT'S POINTS PER GAME**	**55.5**
41.1	**REBOUNDS PER GAME**	**42.7**
.407	**FIELD GOAL PERCENTAGE**	**.445**
.408	**OPP. FIELD GOAL PERCENTAGE**	**.350**
.405	**3-POINT FIELD GOAL PERCENTAGE**	.362
.679	**FREE THROW PERCENTAGE**	**.718**
+1.8	**REBOUNDING MARGIN**	**+8.2**
Kat Harris - 14.4	**TOP RETURNING SCORER**	**Taylor Emery - 16.0**
Emma Bockrath - 7.7	**TOP RETURNING REBOUNDER**	**Regan Magarity - 9.5**

The Hunt for Win No. 100
Head coach DeUnna Hendrix sits at 90 career wins with all of them coming at HPU. Hendrix is already third in all-time wins and would join Tooey Loy as the only two 100-win coaches since the program moved to D-I competition.

Replacing Keys
Kaylah Keys finished her career with 1,869 points - the most in Division I in HPU history. Despite the loss of the prolific scorer, the Panthers return 78 percent of their scoring and 89 percent of their rebounding from 2016-17.

Incredible First Half of Career
Bockrath ranks in the top six among all Division I Panthers in points, rebounds, assists, steals, field goals and three-pointers through their first two collegiate seasons.

Panthers in the Preseason Poll
After finishing the 2016-17 season tied with Campbell for second, HPU begins the 2017-18 campaign in fourth in the league's poll. The Big South's coaches tabbed the defending regular season champions, Radford, as the favorite with Liberty and Campbell ahead of the Panthers as well.

Pacing the League in Points
• During Hendrix's five seasons at the helm for the squad is averaging 68.2 points per game. That's nearly two points per contest higher than second-place Liberty (66.3 ppg).

• High Point led the conference in scoring last year with 68.2 points per game, which was the third time in five years that Hendrix's squad achieved the feat.

• HPU leads the conference in scoring this season averaging 70.4 points per game - 4.3 higher than second place.

• During that span High Point joins Liberty as the only two programs to win at least 10 Big South contests every year.

Well, They're Free
• High Point finished the 2016-17 campaign ranked 33rd in the nation with a 75.3 free-throw percentage.

• Only one Panther who attempted at least 10 free throws on the season shot lower than 70 percent from the line.

•After starting the season 10-of-22 in the first two games, the team is 50-of-65 (.769) from the line during the last five contests.

Fresh Faces
High Point has added Kayla Stephens (North Carolina) and Jiselle Thomas (Ohio) to round out the roster for the 2017-18 season. Both players scored over 2,000 career points during their decorated high school careers.

Hendrix Introduces the Freshmen
• Jiselle is going to come in as an athletic wing who can get to the rim and penetrate. She is really good in the open court, but might be even more important for us in the half court as she will give us more of a creator in the half court. She obviously scored a lot of points in high school, but defensively she'll add another dimension as well. She is similar to Lindsey Edwards on defense with her ability to pick up 94 feet and harass ball-handlers.

• Kayla is going to give us a different kind of point guard than what we currently have in Camryn Brown. Kayla excels in transition and likes to play in the open court. Kayla brings an acceleration and explosiveness that we don't possess on our roster. Plus, she has a mid-range game that could end up being as dangerous as Emma Bockrath's. She's going to give us options at the point guard position because Cam is more of a table-setter while Kayla is more of a scoring guard.

Addition to the Staff
After playing the 2016-17 season with just two assistant coaches, head coach DeUnna Hendrix hired associate head coach Heather Kearney in June. Kearney will focus on coaching the defense as well as post players. She comes to HPU after serving as the associate head coach at Coastal Carolina where she revived the Chanticleers defensive efforts.

Ramping Up the Defense
• With Kearney joining the staff, Hendrix envisions HPU's up-tempo offense being matched by its in-your-face pressure defense.

• Not only did Kearney improved CCU's scoring defense by four points per contest, but the Chanticleers jumped for 175th in steals to 16th nationally in her first season at Coastal Carolina.

• After the move to the Sun Belt last year, the Chanticleers continued wreaking havoc and ranked 48th in the nation in steals per outing.

SERIES HISTORY
0-2 in last 10 meetings versus Virginia Tech
Virginia Tech leads 2-0

Nov. 11. , 2007 .....Away..... L, 64-103
Jan. 4, 2006.....Away..... L, 32-91

BIG SOUTH'S LEADERS (AS OF 12/15)

POINTS PER GAME
1. Tierra Huntsman - GWU.....17.4
   Summer Price - CU.....17.4
3. Cortney Storey - PC.....15.3
4. **Kat Harris - HPU..... 14.4**
5. Alexus Hill - GWU 13.8
6. Khaila Webb - AVL 12.6
7. **Emma Bockrath - HPU 12.1**
8. Bronaza Fitzgerald - AVL.....11.7
9. Autumn Childress - LW 11.5
10. Khiana Johnson - RU 11.4

REBOUNDS PER GAME
1. Autumn Childress - LW 10.6
2. Taya Bolden - CU.....9.5
3. Janayla White - RU 8.7
4. Bronaza Fitzgerald - AVL.....7.9
5. **Emma Bockrath - HPU 7.7**

ASSISTS PER GAME
1. Cortney Storey - PC.....5.3
2. Makala Rouse - CU.....4.1
3. **Camryn Brown - HPU 4.0**
4. Micaela Ellis - LW.....3.8
5. **Shea Morgan - HPU 3.1**

FIELD GOAL PERCENTAGE
1. Bronaza Fitzgerald - AVL..... .558
2. **Shea Morgan - HPU ..... .517**
3. Njeri Nelms - CSU ..... .473
4. Summer Price - CU..... .464
5. Cortney Storey - PC..... .462
6. **Kat Harris - HPU..... .446**

STEALS PER GAME
1. Rachel Burns - CSU 2.5
2. **Emma Bockrath - HPU 2.1**
3. Micaela Ellis - LW.....2.1
4. Ronata Rogers - WU 1.9
5. Tierra Huntsman - GWU.....1.9

3-POINT FG PERCENTAGE
1. Savannah Plentovich - GWU..... .478
2. **Camryn Brown - HPU ..... .450**
3. Njeri Nelms - CSU ..... .436
4. **Kat Harris - HPU..... .415**
5. Tierra Huntsman - GWU..... .410

Numerical Roster

No.	Name	Cl.	Pos.	Ht.	Hometown / High School (Previous College)
0	Haleigh Hatfield	Jr.	F	6-1	Winston-Salem, N.C. / Mount Tabor
1	Kat Harris	Sr.	G	5-7	Charlotte, N.C. / New Hope Christian
2	Camryn Brown	So.	G	5-5	Copley, Ohio / Revere
3	Kayla Stephens	Fr.	G	5-5	Lexington, N.C. / Northside
4	Bre Davis	Sr.	G	5-6	Fayetteville, N.C. / Seventy-First (Louisburg)
5	Hunter Fleming	Sr.	G	5-7	Kernersville, N.C. / RJ Reynolds
10	Emma Bockrath	Jr.	G	5-10	Kettering, Oh. / Kettering Alter
11	Taylor McGlashan	Jr.	F	6-2	Marlton, N.J. / Cherokee
14	Shea Morgan	Jr.	F	6-0	Kettering, Oh. / Fairmont
21	Lindsey Edwards	Jr.	G/F	5-10	Perry Hall, Md. / Roland Park
24	Kennedy Currie	R-Jr.	F	6-0	Greensboro, N.C. / Dudley
30	Jiselle Thomas	Fr.	G	5-9	Norwalk, Ohio / Norwalk
40	Olivia VanSlooten	Fr.	F	6-3	Toledo, Ohio / Ottawa Hills

Coaching Staff:

Head Coach: DeUnna Hendrix (Richmond '07), sixth season
Associate Head Coach: Heather Kearney (Slippery Rock '99), first season
Assistant Coach/Recruiting Coordinator: Jenna Burkett (Robert Morris '07), fifth season
Assistant Coach: Hailey Yohn (Coker '15), third season
Director of Operations: Stacia Robertson (High Point '14), second season

Pronunciation Guide:

Kennedy Currie:	like Curry
Taylor McGlashan:	Mah-glash-an
DeUnna Hendrix:	De-yun-uh
Jenna Burkett:	Burk-it
Hailey Yohn:	like Yawn

Alphabetical Roster

No.	Name	Cl.	Pos.	Ht.	Hometown / High School (Previous College)
10	Emma Bockrath	Jr.	G	5-10	Kettering, Oh./Kettering Alter
2	Camryn Brown	Sr.	G	5-5	Coply, Ohio/Revere
24	Kennedy Currie	R-Jr.	F	6-0	Greensboro, N.C./Dudley
4	Bre Davis	Sr.	G	5-6	Fayetteville, N.C./Seventy-First (Louisburg)
21	Lindsey Edwards	Jr.	G/F	5-10	Perry Hall, Md./Roland Park
5	Hunter Fleming	Sr.	G	5-7	Kernersville, N.C./RJ Reynolds
1	Kat Harris	Sr.	G	5-7	Charlotte, N.C./New Hope Christian
0	Haleigh Hatfield	Jr.	F	6-1	Winston-Salem, N.C./Mount Tabor
11	Taylor McGlashan	Jr.	F	6-2	Marlton, N.J./Cherokee
14	Shea Morgan	Jr.	F	6-0	Kettering, Oh./Fairmont
3	Kayla Stephens	Fr.	G	5-6	Lexington, N.C. / Northside
30	Jiselle Thomas	Fr.	G	5-9	Norwalk, Ohio / Norwalk
40	Olivia VanSlooten	So.	F	6-3	Toledo, Ohio/Ottawa Hills

ROSTER BREAKDOWN

BY CLASS

SENIORS (3)
Bre Davis
Hunter Fleming
Kat Harris

JUNIORS (6)
Emma Bockrath
Kennedy Currie*
Lindsey Edwards
Haleigh Hatfield
Taylor McGlashan
Shea Morgan

SOPHOMORES (2)
Camryn Brown
Olivia VanSlooten

FRESHMEN (2)
Kayla Stephens
Jiselle Thomas

BY STATE/COUNTRY

NORTH CAROLINA (6)
Kennedy Currie
Bre Davis
Hunter Fleming
Kat Harris
Haleigh Hatfield
Kayla Stephens

OHIO (5)
Camryn Brown
Emma Bockrath
Shea Morgan
Olivia VanSlooten
Jiselle Thomas

NEW JERSEY (1)
Taylor McGlashan

MARYLAND (1)
Lindsey Edwards

THE LAST TIME...

AN HPU PLAYER...

Scored 20+ points..... 29, Kat Harris vs. UAB (12/3/17)
Scored 30+ points..... 34, Kaylah Keys vs. Davidson (11/24/15)
Scored 40+ points.....Has yet to happen
Had 5+ 3-pointers ..... 7, Kat Harris vs. UAB (12/3/17)
Collected 10+ rebounds..... 10, Emma Bockrath at Duke (11/16/17)
Collected 15+ rebounds.....23, Haleigh Hatfield vs. Presbyterian (3/10/17)
Collected 20+ rebounds.....23, Haleigh Hatfield vs. Presbyterian (3/10/17)
Had 10+ assists ..... 11, Kaylah Keys vs. Radford (1/23/14)
Had 5+ steals..... 5, Kat Harris vs. Barton (11/21/17)
Had 10+ steals..... 10, Narell Henry vs. UALR (11/24/01)
Blocked 5+ shots ..... 5, Stacia Robertson at Longwood (2/2/15)

AN HPU TEAM...

Scored 90+ points..... 111, vs. NC Wesleyan (11/10/17)
Scored 100+ points..... 111, vs. NC Wesleyan (11/10/17)
Shot 50% or better from the field .....50.0% vs. Barton (11/21/17)
Had 10+ 3-pointers ..... 12 at Longwood (1/31/17)
Collected 50+ rebounds..... 60, vs. NC Wesleyan (11/10/17)
Had 30+ assists ..... 30, vs. UNC Asheville (3/6/15)
Had 20+ steals..... 23, vs. NC Wesleyan (11/10/17)
Had 10+ blocks..... 10, vs. Longwood (12/2/14)
Won in last 5 seconds.....56-54 at Radford (1/26/16): Kat Harris, layup, 0.5
Lost in last 5 seconds.....68-65 vs. Campbell (3/1/16)
Won an overtime game..... 70-64 (OT) at Presbyterian (2/25/17)
Lost an overtime game .....67-69 vs. UNCG (12/30/16)
Had two 20-point scorers ..... vs. William & Mary (2/14/17)
..... Kat Harris (25) and Lindsey Edwards (20)
Had two players with 10 rebounds.....vs. Barton (11/21/17)
.....Shea Morgan (14) and Emma Bockrath (11)
Had two players with double-doubles .....vs. Winthrop (2/20/16)
.....Emma Bockrath (14 pts. & 11 rebs.) and Haleigh Hatfield (13 pts. & 10 rebs.)

AN OPPOSING PLAYER...

Scored 20+ points .....24, Lexie Brown at Duke (11/16/17)
Scored 30+ points ..... 32, Nadine Soliman vs. UNCG (12/30/16)
Scored 40+ points ..... 42, Lucy Mason at UNCG (11/21/15)
Had 20+ rebounds .....20, Ashley Rininger at Liberty (1/13/15)
Had 5+ assists .....7, Mikayla Boykin at Duke (11/16/17)
Had 5+ steals.....9, Miyah Barnes vs. UAB (12/3/17)
Had 5+ blocks.....7, Sarah Sagerer vs. Stetson (12/3/16)

AN OPPONENT...

Scored 100+ points.....105, Maryland (11/24/15)
Had 50+ rebounds .....58, Maryland (11/24/15)
Had 25+ assists .....26, Maryland (11/24/15))
Had 15+ steals ..... 16, Ohio (11/12/17)
Had 10+ blocks .....12, Stetson (12/3/16)

MISCELLANEOUS STATS

DOUBLE-DIGIT SCORING GAMES	SEASON	CAREER
Emma Bockrath	5	39
Kat Harris	5	36
Lindsey Edwards	3	22
Haleigh Hatfield	--	14
Shea Morgan	4	14
Camryn Brown	3	13
Bre Davis	--	1
Taylor McGlashan	--	1
Jiselle Thomas	1	1
Kayla Stephens	1	1
Kennedy Currie	1	1

20-POINT GAMES	SEASON	CAREER
Emma Bockrath	1	8
Kat Harris	2	3
Haleigh Hatfield	--	2
Lindsey Edwards	1	1
Jiselle Thomas	1	1
Camryn Brown	1	1

DOUBLE-DOUBLES	SEASON	CAREER
Emma Bockrath	3	7
Haleigh Hatfield	--	6
Shea Morgan	--	1

DOUBLE-FIGURE REBOUNDS	SEASON	CAREER
Haleigh Hatfield	--	9
Emma Bockrath	3	7
Shea Morgan	1	5
Kennedy Currie	--	1

TIMES LED THE TEAM IN SCORING	SEASON	CAREER
Emma Bockrath	3	16
Kat Harris	2	13
Lindsey Edwards	--	5
Camryn Brown	2	5
Haleigh Hatfield	--	4
Bre Davis	--	1
Shea Morgan	--	1
Jiselle Thomas	1	1

TIMES LED THE TEAM IN REBOUNDS	SEASON	CAREER
Emma Bockrath	2	21
Haleigh Hatfield	--	15
Shea Morgan	1	15
Kennedy Currie	4	7
Kat Harris	--	3
Lindsey Edwards	1	4
Taylor McGlashan	--	1
Olivia VanSlooten	--	1

TIMES LED THE TEAM IN ASSISTS	SEASON	CAREER
Emma Bockrath	1	24
Kat Harris	1	19
Camryn Brown	3	10
Shea Morgan	2	6
Haleigh Hatfield	--	2

2017-18 High Point University Women's Basketball

#0 Haleigh Hatfield • Junior • Forward • 6-1 • Winston-Salem, N.C. • Mount Tabor

HPU Career Highlights

- Grabbed a Big South Tournament record 23 rebounds in HPU's setback to Presbyterian
- Enters her junior season with 50 made three-pointers as a stretch-forward.
- Missed three straight game before tallying a season-high 14 points at Davidson
- Was named to the 2015-16 Big South All-Freshman Team
- Has started 54 of her 58 games in her High Point University career
- Scored in double figures 12 times and led the squad with four double-doubles in 2015-16
- Was named the Mary Garber Award winner for 2014-15 as the best girls' basketball player in Northwest North Carolina
- Averaged at least 15 points per game and scored over 1,000 point in high school

Season/Career Highs

Cat.	2017-18 High	Career High
Pts	N/A	24 vs. Gardner-Webb (2/15/16)
3-Pters	N/A	6 vs. Gardner-Webb (2/15/16)
Rebs	N/A	23 vs. Presbyterian (3/10/17)
Asst	N/A	4, 2x, last vs. GWU (1/21/17)
Blocks	N/A	2 vs. Georgia Tech (11/27/15)
Steals	N/A	3, 3x, last vs. Campbell (3/1/16)
Mins	N/A	33, 3x, last vs. Winthrop (2/20/16)

Hatfield's Stats

			Total		3-Point		F-Throws		Rebounds										Scoring	
Season	gp-gs	min/avg	fg-fga	pct	fg-fga	pct	ft-fta	pct	off	def	tot	avg	pf	fo	ast	to	blk	stl	pts	avg
2015-16	31-31	710/22.9	69-206	.335	30-98	.306	53-66	.803	51	123	174	5.6	71	0	18	41	13	24	221	7.1
2016-17	27-23	496/18.4	35-113	.310	20-69	.290	33-39	.846	54	101	155	5.7	39	0	22	30	6	11	123	4.6
TOTAL	58-54	1206/20.8	104-319	.326	50-167	.299	86-105	.819	105	224	329	5.7	110	0	40	71	19	35	344	5.9

#1 Kat Harris • Senior • Guard • 5-7 • Charlotte, N.C. • New Hope Christian Academy

HPU Career Highlights:

- Started all 61 contests over the past two seasons and has 63 career starts - is second behind Emma Bocrkath for the most of any current Panther
- Is second in HPU's Division I era knocking down 36.4 percent of her career three-point attempts.
- Has placed third on the team in scoring in each of the past two seasons
- Knocking down 81.9 percent from the free throw line, which is fourth in HPU's career free throw rankings
- Garnered a spot on the Big South All-Academic team in 2015-16
- Has scored in double figures 36 times in her career in 99 career appearances

Season/Career Highs

Cat.	2017-18 High	Career High
Pts	29 vs. UAB (12/3/17)	Same
3-Pters	7 vs. UAB (12/3/17)	Same
Rebs	7 vs. Barton (11/21/17)	Same
Asst	3, 3x, last at Barton (11/21/17)	6 vs. Gardner-Webb (2/15/16)
Blocks	0	1, 4x, last UNC Asheville (1/23/16)
Steals	5 vs. Barton (11/21/17)	Same
Mins	32 vs. UAB (12/3/17)	35 at Radford (1/26/16)

Harris' Stats

			Total		3-Point		F-Throws		Rebounds										Scoring	
Season	gp-gs	min/avg	fg-fga	pct	fg-fga	pct	ft-fta	pct	off	def	tot	avg	pf	fo	ast	to	blk	stl	pts	avg
2014-15	31-2	377/12.2	30-112	.268	16-65	.246	36-50	.720	7	36	43	1.4	51	0	33	56	1	10	112	3.6
2015-16	31-31	682/22.0	92-216	.426	42-103	.408	78-94	.830	14	66	80	2.6	67	1	82	94	3	24	304	9.8
2016-17	30-30	662/22.1	80-208	.385	43-115	.374	72-81	.889	27	68	95	3.2	51	0	46	61	1	20	275	9.2
2017-18	7-0	170/24.3	33-74	.446	17-41	.415	18-24	.750	9	17	26	3.7	15	0	18	18	0	8	101	14.4
TOTAL	99-63	1891/19.1	235-610	.385	118-324	.364	204-249	.819	57	187	244	2.5	184	1	179	229	5	62	792	8.0

#2 Camryn Brown • Sophomore • Guard • 5-5 • Copley, Ohio • Revere High School

HPU Career Highlights:

- Has hit a team- and league-best 18 three-pointers on 40 attempts this season
- Selected as the team's captain for the 2017-18 campaign
- One of the most efficient players in the Big South with a .450 three-point percentage and a .490 mark overall.
- Was third among Big South freshmen and fourth on the team in scoring in 2016-17
- Earned Big South Freshman of the Week honors (Nov. 29) after scoring 19 points at WVU

Career Highlights:

- Scored over 1,000 points in her high school career at Copley High School.
- Owns her high school's record for assists in a game (11) and three's in a season (41)

Season/Career Highs

Cat.	2017-18 High	Career High
Pts	24 at Stetson (11/27/17)	Same
3-Pters	5 at Stetson (11/27/17)	Same
Rebs	4 at Ohio (11/12/17)	6 at WVU (11/27/16)
Asst	5, 2x, last at Norfolk State (11/29/17)	8 vs. Winthrop (1/3/17)
Blocks	0	1 at UAB (11/22/16)
Steals	2 vs. NCW (11/10/17)	4 vs. Ohio (11/13/16)
Mins	38, 2x, last vs. UAB (12/3/17)	Same

Brown's Stats

			Total		3-Point		F-Throws		Rebounds										Scoring	
Season	gp-gs	min/avg	fg-fga	pct	fg-fga	pct	ft-fta	pct	off	def	tot	avg	pf	fo	ast	to	blk	stl	pts	avg
2016-17	30-1	592/19.7	66-187	.353	39-110	.355	52-64	.813	8	46	54	1.8	66	1	63	57	3	29	223	7.4
2017-18	7-7	211/30.1	25-51	.490	18-40	.450	10-13	.769	1	15	16	2.3	27	3	28	14	0	6	78	11.1
TOTAL	37-8	803/21.7	91-238	.382	57-150	.380	62-77	.805	9	61	70	1.9	93	4	91	71	3	35	301	8.1

2017-18 High Point University Women's Basketball

#3 Kayla Stephens • Freshman • Guard • 5-6 • Jacksonville, N.C. • Northside

Career Highlights:

- Racked up 2,249 career points playing for Chad Novelli at Northside, which is the most by any high schooler - boy or girl - in the county's history.
- Averaged 20.0 points, 4.7 assists and 3.6 steals per game as senior
- Already has her jersey retired by Northside High School
- Four-Time All-North Carolina selection in high school

Season/Career Highs

Cat.	2017-18 High	Career High
Pts	11 vs. NCW (11/10/17)	Same
3-Pters	3 vs. NCW (11/10/17)	Same
Rebs	2 vs. NCW (11/10/17)	Same
Asst	4 vs. NCW (11/10/17)	Same
Blocks	0	Same
Steals	1 vs. NCW (11/10/17)	Same
Mins	14 vs. NCW (11/10/17)	Same

Stephens' Stats

			Total		3-Point		F-Throws		Rebounds										Scoring	
Season	gp-gs	min/avg	fg-fga	pct	fg-fga	pct	ft-fta	pct	off	def	tot	avg	pf	fo	ast	to	blk	stl	pts	avg
2017-18	1-0	14/14.0	3-5	.600	3-4	.750	2-2	1.000	1	1	2	2.0	3	0	4	0	0	1	11	11.0
TOTAL	1-0	14/14.0	3-5	.600	3-4	.750	2-2	1.000	1	1	2	2.0	3	0	4	0	0	1	11	11.0

#4 Bre Davis • Senior • Guard • 5-6 • Lexington, N.C. • Seventy-First (Louisburg College)

HPU Career Highlights:

- Posted a career-high 15 points and three 3-pointers against Brevard
- Tallied seven points in just five minutes in the win over Winthrop
- Scored a season-best eight points including two 3-pointers at PC on Dec. 29, 2015
- Earned her first career start at Elon on Dec. 16, 2015

Career Highlights:

- Played last season at Louisburg College
- Led the Hurricanes to a 21-7 record
- Averaged 9.3 points and 1.9 assists per game in '14-15
- Posted 11.0 points and 3.0 assists during her senior season at Seventy-First High School

Season/Career Highs

Cat.	2017-18 High	Career High
Pts	N/A	15 vs. Brevard (11/17/16)
3-Pters	N/A	3 vs. Brevard (11/17/16)
Rebs	N/A	2, 2x, last vs. Stetson (12/3/16)
Asst	N/A	2 at Radford (1/26/16)
Blocks	N/A	Same
Steals	N/A	2, 2x last vs. Brevard (11/17/16)
Mins	N/A	14 vs. Brevard (11/17/16)

Davis' Stats

			Total		3-Point		F-Throws		Rebounds										Scoring	
Season	gp-gs	min/avg	fg-fga	pct	fg-fga	pct	ft-fta	pct	off	def	tot	avg	pf	fo	ast	to	blk	stl	pts	avg
2015-16	21-1	107/5.1	7-24	.292	4-13	.308	4-7	.571	6	2	8	0.4	16	0	4	5	0	2	22	1.0
2016-17	12-0	87/7.3	14-28	.500	5-13	.385	5-7	.714	3	3	6	0.5	9	0	5	4	0	4	38	3.2
TOTAL	33-1	194/5.9	21-52	.404	9-26	.346	9-14	.643	9	5	14	0.4	25	0	9	9	0	6	60	1.8

#5 Hunter Fleming • Senior • Guard • 5-7 • Kernersville, N.C. • RJ Reynolds

HPU Career Highlights:

- Posted a career night with seven points and five rebounds to open the year against N.C. Wesleyan
- Has appeared in 20 games with two career starts with both coming in 2014-15
- Knocked down three of her four field goal attempts in 2016-17
- Tallied two points in HPU's Big South Tournament win over Winthrop (March 10, 2016)
- Got her first career start and played 21 minutes at Longwood in 2014-15
- Scored two points in three minutes of action against Charleston Southern as a freshman
- Posted five points - including a 3-pointer - in two minutes against Longwood in 2014-15

Season/Career Highs

Cat.	2017-18 High	Career High
Pts	7 vs. NCW (11/10/17)	Same
3-Pters	0	1 vs. Longwood (12/2/14)
Rebs	5 vs. NCW (11/10/17)	Same
Asst	1 vs. NCW (11/10/17)	1, 2x, last vs. NCW (11/10/17)
Blocks	0	Same
Steals	3 vs. NCW (11/10/17)	Same
Mins	17 vs. NCW (11/10/17)	21 at Longwood (2/2/15)

Fleming's Stats

			Total		3-Point		F-Throws		Rebounds										Scoring	
Season	gp-gs	min/avg	fg-fga	pct	fg-fga	pct	ft-fta	pct	off	def	tot	avg	pf	fo	ast	to	blk	stl	pts	avg
2014-15	9-2	52/5.8	3-14	.214	1-5	.200	2-5	.400	0	3	3	0.3	5	0	1	4	0	1	9	1.0
2015-16	4-0	11/2.8	1-4	.250	0-1	.000	0-0	.000	1	4	5	1.3	3	0	0	2	0	0	2	0.5
2016-17	4-0	13/3.3	3-4	.750	0-0	.000	0-0	.000	1	1	2	0.5	1	0	1	0	0	0	6	1.5
2017-18	3-0	30/10.0	3-11	.273	0-2	.000	1-4	.250	3	2	5	1.7	5	0	2	0	0	4	7	2.3
TOTAL	20-2	106/5.3	10-33	.303	1-8	.125	3-9	.333	5	10	15	0.8	14	0	4	6	0	5	24	1.2

2017-18 High Point University Women's Basketball

#10 Emma Bockrath • Junior • Guard • 5-10 • Kettering, Ohio • Kettering Alter

HPU Career Highlights:

- Became High Point's third player and the league's seventh sophomore overall to be named Big South Player of the Year in 2016-17
- Named the Preseason Big South Player of the Year and earned a spot on the Preseason All-Big South First Team.
- Became the first Panther with three-straight double-doubles (Nov. 10 - Nov. 16) since Stacia Robertson accomplished the feat in Feb. of 2015.
- Scored 20 points in four straight games during February of 2017
- Is in the top-six in HPU's D-I era in points, rebounds, assists, steals, field goals and three-pointers through freshmen and sophomore seasons
- Played AAU with current High Point University teammate Shea Morgan

Season/Career Highs

Cat.	2017-18 High	Career High
Pts	21 at Duke (11/16/17)	27 at Gardner-Webb (2/10/17)
3-Pters	3, 3x, last at Norfolk State (11/29/17)	6 at Winthrop (2/7/17)
Rebs	12 vs. NCW (11/10/17)	13 at Davidson (12/7/16)
Asst	5, 2x, last at Stetson (11/27/17)	6 vs. CSU (1/10/17)
Blocks	1 vs. NCW (11/10/17)	1, 14x, last vs. NCW (11/10/17)
Steals	5, 2x, last at Duke (11/16/17)	5, 4x, last at Duke (11/16/17)
Mins	40 at Stetson (11/27/17)	42 vs. UNCG (12/30/16)

Bockrath's Stats

			Total		3-Point		F-Throws		Rebounds										Scoring	
Season	gp-gs	min/avg	fg-fga	pct	fg-fga	pct	ft-fta	pct	off	def	tot	avg	pf	fo	ast	to	blk	stl	pts	avg
2015-16	31-31	1002/32.3	122-311	.392	25-85	.294	52-71	.732	52	85	137	4.4	69	1	75	83	9	41	321	10.4
2016-17	30-30	959/32.0	139-337	.412	32-91	.352	65-92	.707	59	119	178	5.9	69	0	85	63	8	39	375	12.5
2017-18	7-7	208/29.7	31-94	.330	10-31	.323	13-16	.813	19	35	54	7.7	25	0	15	21	2	15	85	12.1
TOTAL	68-68	2169/31.9	292-742	.394	67-207	.324	130-179	.726	130	239	369	5.4	163	1	175	167	19	95	781	11.5

#11 Taylor McGlashan • Junior • Forward • 6-2 • Marlton, N.J. • Cherokee

HPU Career Highlights:

- Racked up career highs in points (10) and rebounds (7) against Norfolk State
- Earned her first career start in the 2016-17 opener against Ohio
- Appeared in 27 games while averaging 1.0 points and 1.4 rebounds per outing in 2015-16
- Posted a career-best eight points and four rebounds in the Dec. 5, 2015 win over Radford

Career Highlights:

- Averaged 9.0 points per game in her final season at Cherokee High School
- Earned all-conference accolades as a freshman, sophomore and senior
- Missed her junior season with an injury

Season/Career Highs

Cat.	2017-18 High	Career High
Pts	2 vs. NCW (11/10/17)	10 vs. Norfolk State (11/30/16)
3-Pters	0	0
Rebs	4 vs. NCW (11/10/17)	7, 2x, last vs. Norfolk State (11/30/16)
Asst	0	2, 3x, last vs. Winthrop (1/3/17)
Blocks	0	1, 10x, last vs. Longwood (2/27/17)
Steals	0	3 vs. Norfolk State (11/30/16)
Mins	8 vs. NCW (11/10/17)	29 vs. Norfolk State (11/30/16)

McGlashan's Stats

			Total		3-Point		F-Throws		Rebounds										Scoring	
Season	gp-gs	min/avg	fg-fga	pct	fg-fga	pct	ft-fta	pct	off	def	tot	avg	pf	fo	ast	to	blk	stl	pts	avg
2015-16	27-0	240/8.9	13-37	.351	0-0	.000	2-5	.400	12	26	38	1.4	60	3	4	27	8	8	28	1.0
2016-17	26-6	337/13.0	18-54	.333	0-0	.000	6-18	.333	23	42	65	2.5	60	1	11	28	3	8	42	1.6
2017-18	2-0	12/6.0	1-3	.333	0-0	.000	0-0	.000	2	2	4	2.0	7	1	0	3	0	0	2	1.0
TOTAL	55-6	589/10.7	32-94	.340	0-0	.000	8-23	.348	37	70	107	1.9	127	5	15	58	11	16	72	1.3

#14 Shea Morgan • Junior • Forward • 6-0 • Kettering, Ohio • Kettering Fairmont

HPU Career Highlights:

- Her .458 field goal percentage (180-393) is the best among active Panthers and would rank seventh in the program's Division I era if she had enoughs makes to qualify (200)
- She has knocked down 49 percent (104-212) shots against Big South opponents
- Scored in double figures in three straight games for the first time in her career shooting .567 (17-30) over that span from Nov. 21 to Nov. 29
- Came off the bench in her first 32 collegiate games, but started each of the last 36
- Despite being a forward, averages better than an assist per game for her career
- Has led the team in rebounding fourteen times and assists four times
- Played on the same AAU team as Emma Bockrath in Dayton, Ohio

Season/Career Highs

Cat.	2017-18 High	Career High
Pts	17 vs. Barton (11/21/17)	Same
3-Pters	1, 2x, last vs. UAB (12/3/17)	0
Rebs	14 at Ohio (11/12/17)	Same
Asst	6 vs. NCW (11/10/17)	Same
Blocks	1 vs. NCW (11/10/17)	2, 2x, last vs. UNC Asheville (2/4/17)
Steals	3 vs. UAB (12/3/17)	4 vs. Davidson (11/24/15)
Mins	40 at Stetson (11/27/17)	41 at PC (2/25/17)

Morgan's Stats

			Total		3-Point		F-Throws		Rebounds										Scoring	
Season	gp-gs	min/avg	fg-fga	pct	fg-fga	pct	ft-fta	pct	off	def	tot	avg	pf	fo	ast	to	blk	stl	pts	avg
2015-16	31-0	705/22.7	67-142	.472	0-2	.000	23-25	.920	37	73	110	3.5	75	1	33	42	3	28	157	5.1
2016-17	30-29	886/29.5	83-193	.430	0-2	.000	28-40	.700	65	102	167	5.6	82	2	48	46	7	22	194	6.5
2017-18	7-7	227/32.4	30-58	.517	2-3	.667	5-11	.455	19	27	46	6.6	27	2	22	19	1	8	67	9.6
TOTAL	68-36	1818/26.7	180-393	.458	2-7	.286	56-76	.737	121	202	323	4.8	184	5	103	107	11	58	418	6.1

2017-18 High Point University Women's Basketball

#21 Lindsey Edwards • Junior • Guard • 5-10 • Perry Hall, Md. • Roland Park

HPU Career Highlights:

- Finished in the top-four on the team in scoring during both of her seasons at HPU
- Has scored in double figures 19 times in her 59 career appearances off the bench
- One of three juniors (Shea Morgan and Emma Bockrath) to play in all 68 career games
- Had at least one basket in 43 consecutive games before going scoreless at Stetson, but has scored in 66 of her 68 collegiate appearances.
- Despite never starting a Big South contest, she has reached at least seven points 24 times in 38 career league outings.
- Selected to the 2016-17 Big South All-Academic Team
- Both parents (Paul and Lisa) played basketball in college.

Season/Career Highs

Cat.	2017-18 High	Career High
Pts	20 vs. Barton (11/21/17)	Same
3-Pters	0	0
Rebs	6 at Ohio (11/12/17)	7, 2x, last vs. UNCG (12/30/16)
Asst	4 vs. Barton (11/21/17)	Same
Blocks	0	1, 2x, last at Winthrop (1/19/16)
Steals	2 at Duke (11/16/17)	4 vs. Radford (12/5/15)
Mins	40 at Duke (11/16/17)	Same

Edwards' Stats

			Total		3-Point		F-Throws		Rebounds										Scoring	
Season	gp-gs	min/avg	fg-fga	pct	fg-fga	pct	ft-fta	pct	off	def	tot	avg	pf	fo	ast	to	blk	stl	pts	avg
2015-16	31-0	718/23.2	105-241	.436	0-3	.000	34-60	.567	20	67	87	2.8	55	1	25	49	3	27	244	7.9
2016-17	30-2	671/22.4	88-214	.411	0-0	.000	46-63	.730	35	85	120	4.0	60	1	28	45	4	21	222	7.4
2017-18	7-7	211/30.1	26-73	.356	0-0	.000	15-19	.789	7	16	23	3.3	15	0	10	20	1	7	67	9.6
TOTAL	68-9	1600/23.5	219-528	.415	0-3	.000	95-142	.669	62	168	230	3.4	130	2	63	114	8	55	533	7.8

#24 Kennedy Currie • Redshirt-Junior • Forward • 6-0 • Greensboro, N.C. • Dudley

HPU Career Highlights:

- Has led the team in rebounding in each of the last four contests while averaging 2.5 blocks per contest
- HPU was 13-6 in regular season contests once Currie returned to the floor after the team started the season 2-8
- Praised by head coach DeUnna Hendrix as the team's most-improved player this summer
- Missed the first 10 games of the 2016-17 campaign, but returned with a six-point, six-rebound performance against UNCG on Dec. 20
- Redshirted in her first season at High Point and is the only redshirt on the roster
- Graduated in three years and is currently pursuing a master's degree

Season/Career Highs

Cat.	2017-18 High	Career High
Pts	14 vs. NCW (11/10/17)	Same
3-Pters	0	0
Rebs	9, 2x, last vs. Barton (11/21/17)	10 vs. Winthrop (1/3/17)
Asst	2 vs. NCW (11/10/17)	3 at Campbell (1/17/16)
Blocks	3, 3x, vs. UAB (12/3/17)	3, 4x, last vs. UAB (12/3/17)
Steals	2 vs. NCW (11/10/17)	2, 5x, last vs. NCW (11/10/17)
Mins	23 vs. NCW (11/10/17)	26 vs. UNCG (12/30/16)

Currie's Stats

			Total		3-Point		F-Throws		Rebounds										Scoring	
Season	gp-gs	min/avg	fg-fga	pct	fg-fga	pct	ft-fta	pct	off	def	tot	avg	pf	fo	ast	to	blk	stl	pts	avg
2015-16	29-0	306/10.6	29-65	.446	0-1	.000	9-19	.474	19	38	57	2.0	29	1	14	21	13	9	67	2.3
2016-17	20-0	323/16.2	32-74	.432	0-0	.000	3-6	.500	22	55	77	3.9	30	0	16	23	8	15	67	3.4
2017-18	7-7	187/26.7	20-48	.417	0-0	.000	4-7	.571	21	32	53	7.6	16	0	8	11	13	3	44	6.3
TOTAL	56-7	816/14.6	81-187	.433	0-1	.000	16-32	.500	62	125	187	3.3	75	1	38	55	34	27	178	3.2

#30 Jiselle Thomas • Freshman • Guard • 5-9 • Norwalk, Ohio • Norwalk

Career Highlights:

- Opened her career with a 20-point outing against N.C. Wesleyan
- Racked up 2,023 points, 536 rebounds and 320 assists in her prep career at Norwalk High School
- Named All-Ohio Player of the Year for the 2016-17 campaign
- Selected to the All-Ohio First Team as a senior and the All-Ohio Second Team as a junior
- Averaged 24.4 points, 6.1 rebounds and 3.5 assists as a senior
- Amassed at least 35 points in a single contest nine times in high school
- Brother Jeff plays basketball at Georgia State

Season/Career Highs

Cat.	**2017-18 High**	**Career High**
Pts	20 vs. NCW (11/10/17)	Same
3-Pters	1 vs. NCW (11/10/17)	Same
Rebs	3, 2x, last at Duke (11/16/17)	Same
Asst	2, 2x, last vs. Barton (11/21/17)	Same
Blocks	0	Same
Steals	4 vs. NCW (11/10/17)	Same
Mins	18 vs. NCW (11/10/17)	Same

Thomas' Stats

			Total		3-Point		F-Throws		Rebounds										Scoring	
Season	gp-gs	min/avg	fg-fga	pct	fg-fga	pct	ft-fta	pct	off	def	tot	avg	pf	fo	ast	to	blk	stl	pts	avg
2017-18	7-0	62/8.9	10-29	.345	1-5	.200	4-7	.571	3	9	12	1.7	9	0	4	14	0	7	25	3.6
TOTAL	7-0	62/8.9	10-29	.345	1-5	.200	4-7	.571	3	9	12	1.7	9	0	4	14	0	7	25	3.6

#40 Olivia VanSlooten • Sophomore • Forward • 6-3 • Toledo, Ohio • Ottawa Hills

HPU Career Highlights:

- Leads the team with four blocks on the year from two two-block performances.
- Made her collegiate debut with two points and two rebounds against Ohio
- Registered six points, three rebounds and two blocks in seven minutes against SHC.
- Racked up nine rebounds and eight points against UAB off the bench

Career Highlights:

- Selected to the all-conference team three times while playing for Ottawa Hills High School
- Led the conference in rebounding in all four seasons of her high school career while finishing in the top-10 in scoring each year

Season/Career Highs

Cat.	2017-18 High	Career High
Pts	4 at Ohio (11/12/17)	8 at UAB (11/22/16)
3-Pters	0	0
Rebs	4, 3x, last vs. Barton (11/21/17)	9 at UAB (11/22/16)
Asst	0	1, 3x, last vs. PC (1/29/17)
Blocks	2, 2x, last at Duke (11/16/17)	2, 4x, last at Duke (11/16/17)
Steals	1, 3x, last at Duke (11/16/17)	1, 5x, last at Duke (11/16/17)
Mins	11 vs. NCW (11/10/17)	19, 2x, last at UAB (11/22/16)

VanSlooten's Stats

			Total		3-Point		F-Throws		Rebounds										Scoring	
Season	gp-gs	min/avg	fg-fga	pct	fg-fga	pct	ft-fta	pct	off	def	tot	avg	pf	fo	ast	to	blk	stl	pts	avg
2016-17	14-0	155/11.1	11-26	.423	0-0	.000	10-14	.714	11	26	37	2.6	21	0	3	17	7	2	32	2.3
2017-18	7-0	67/9.6	3-9	.333	0-0	.000	0-3	.000	3	14	17	2.4	16	0	1	7	6	5	6	0.9
TOTAL	21-0	222/10.6	14-35	.400	0-0	.000	10-17	.588	14	40	54	2.6	37	0	4	24	13	7	38	1.8

2017-18 Game Highs

INDIVIDUAL HIGHS

Points:
HPU – Kat Harris ..... 29 vs. UAB (Dec. 3)
Opp. – Lexie Brown .....24 at Duke (11/16/17)

Field Goals Made:
HPU – Kat Harris ..... 9 vs. UAB (Dec. 3)
Opp. – Leaonna Odom .....8 at Duke (Nov. 16)

Field Goals Attempted:
HPU – Emma Bockrath.....18 (2x) at Stetson (Nov. 27)
Opp. – Alex Kimble .....18 vs. Barton (Nov. 21)

3-Point Field Goals Made:
HPU – Kat Harris ..... 7 vs. UAB (Dec. 3)
Opp. – Taura Jones ..... 3 (3x) vs. Barton (Nov. 21)

3-Point Field Goals Attempted:
HPU – Kat Harris .....9 (2x) vs. Barton (Nov. 21)
Opp. – Katie Barker.....12 at Ohio (Nov. 12)

Free Throws Made:
HPU – Emma Bockrath.....8 at Duke (Nov. 16)
Opp. – Lexie Brown.....11 at Duke (Nov. 16)

Free Throws Attempted:
HPU – Emma Bockrath.....10 at Duke (Nov. 16)
Opp. – Lexie Brown.....11 at Duke (Nov. 16)

Rebounds:
HPU – Shea Morgan.....14 at Ohio (Nov. 12)
Opp. – Kara Rawls ..... 12 (2x) vs. UAB (Dec. 3)

Assists:
HPU – Shea Morgan.....6 vs. N.C. Wesleyan (Nov. 10)
Opp. – Miyah Barnes..... 9 (2x) vs. UAB (Dec. 3)

Steals:
HPU – Kat Harris .....5 (3x) vs. Barton (Nov. 21)
Opp. – Lexie Brown.....6 at Duke (Nov. 16)

Blocks:
HPU – Kennedy Currie..... 3 (3x) vs. UAB (Dec. 3)
Opp. – Khadedra Croker..... 5 at Norfolk State (Nov. 29)

Minutes:
HPU – Shea Morgan.....40 (3x) at Stetson (Nov. 27)
Opp. – Taylor Agler.....38 at Ohio (Nov. 12)

TEAM HIGHS

Points:
HPU .....111 vs. N.C. Wesleyan (Nov. 10)
Opp. .....77 at Duke (Nov. 16)

Field Goals Made:
HPU .....48 vs. N.C. Wesleyan (Nov. 10)
Opp. ..... 28 at Duke (Nov. 16)

Field Goals Attempted:
HPU .....98 vs. N.C. Wesleyan (Nov. 10)
Opp. .....68 at Ohio (Nov. 12)

Highest Field Goal Percentage:
HPU..... .500 vs. Barton (Nov. 21)
Opp. ..... .500 at Duke (Nov. 16)

Lowest Field Goal Percentage:
HPU..... .284 at Norfolk State (Nov. 29)
Opp. ..... .314 vs. N.C. Wesleyan (Nov. 10)

3-Point Field Goals Made:
HPU ..... 9 vs. UAB (Dec. 3)
Opp. ..... 10 vs. Barton (Nov. 21)

3-Point Field Goals Attempted:
HPU.....22 at Duke (Nov. 16)
Opp. .....34 at Ohio (Nov. 12)

Free Throws Made:
HPU ..... 14 vs. Barton (Nov. 21)
Opp. .....21 vs. N.C. Wesleyan (Nov. 10)

Free Throws Attempted:
HPU.....19 at Duke (Nov. 16)
Opp. .....34 vs. N.C. Wesleyan (Nov. 10)

Rebounds:
HPU..... 60 vs. N.C. Wesleyan (Nov. 10)
Opp. .....46 at Duke (Nov. 16)

Assists:
HPU.....28 vs. N.C. Wesleyan (Nov. 10)
Opp. ..... 18 vs. UAB (Dec. 3)

Steals:
HPU .....23 vs. N.C. Wesleyan (Nov. 10)
Opp. .....16 (2x) at Duke (Nov. 16)

Blocks:
HPU.....6 vs. N.C. Wesleyan (Nov. 10)
Opp. .....7 at Duke (Nov. 16)

Most Turnovers:
HPU.....30 at Ohio (Nov. 12)
Opp. .....38 vs. N.C. Wesleyan (Nov. 10)

Fewest Turnovers:
HPU..... 8 vs. UAB (Dec. 3)
Opp. .....15 at Ohio (Nov. 12)

2017-18 Record when...

HPU'S RECORD WHEN ...

Leading at halftime	3-0
Trailing at halftime	1-3
Tied at halftime	0-0
Game goes to overtime	0-0
Shooting 50 percent or better from the field	1-0
Shooting between 40-50 percent	2-1
Shooting below 40 percent	1-2
Opponent shoots 50 percent or better	0-1
Opponent shoots 40-50 percent	1-1
Opponent shoots below 40 percent	3-1
HPU outrebounds its opponent	3-1
Opponent outrebounds HPU	1-2
Teams are tied in rebounds	0-0
HPU has 10 or more steals	2-1
HPU shoots over 70 percent on FTs	3-0
HPU makes 7 or more 3-pointers	2-2
Opponent makes 7 or more 3-pointers	1-1
HPU has 15 or fewer turnovers	1-1
HPU forces 15 or more turnovers	3-2
HPU has fewer turnovers than opposition	1-1
HPU has more turnovers than opposition	2-2
Turnovers are even	1-0
HPU bench outscores opponent's bench	4-0
HPU outscores opponent in points in the paint	2-0
HPU wins fast break points	3-0
Playing at home	2-1
Playing on the road	2-2
Playing at a neutral site	0-0
Game decided by 1-5 points	3-1
Game decided by 6-10 points	0-0
Game decided by 11 or more points	2-2
HPU scores 50 or fewer points	0-1
HPU scores 51-60 points	1-0
HPU scores 61-70 points	1-2
HPU scores 71-80 points	0-0
HPU scores more than 80 points	2-0
One player scores in double figures	0-2
Two players score in double figures	0-0
Three players score in double figures	1-1
Four players score in double figures	2-0
Five players score in double figures	0-0
Seven players score in double figures	1-0
On Sunday	0-2
On Monday	1-0
On Tuesday	1-0
On Wednesday	1-0
On Thursday	0-1
On Friday	1-0
On Saturday	0-0
At Night	4-1
During the morning/afternoon	0-2
In November	4-2
In December	0-1
In January	0-0
In February	0-0
In March	0-0

2017-18 Team Game-by-Game Leaders

RECORD:	OVERALL	HOME	AWAY	NEUTRAL
All Games	4-3	2-1	2-2	0-0
Conference	0-0	0-0	0-0	0-0
Non-Conference	4-3	2-1	2-2	0-0

DATE	OPPONENT	RESULT	TOP SCORER	REBOUNDS	ASSISTS	STEALS	BLOCKS
Nov. 10	N.C. WESLEYAN	W, 111-54	Thomas (20)	Bockrath (12)	Morgan (6)	Bockrath (5)	Currie & VanSlooten (2)
Nov. 12	at Ohio	L, 61-64	Brown & Bockrath (17)	Morgan (14)	Morgan (5)	Bockrath (2)	Currie (1)
Nov. 16	at No. 11 Duke	L, 50-77	Bockrath (21)	Bockrath (10)	Harris (3)	Bockrath (5)	VanSlooten (2)
Nov. 21	BARTON COLLEGE	W, 82-69	Harris (25)	Currie (9)	Brown (5)	Harris (5)	Currie (3)
Nov. 27	at Stetson	W, 69-64	Brown (24)	Currie (10)	Bockrath (5)	Brown & Currie (1)	Currie (3)
Nov. 29	at Norfolk State	W, 59-56	Bockrath (14)	Currie & Edwards (7)	Brown (5)	Edwards (3)	Currie (1)
Dec. 3	UAB	L, 61-77	Harris (29)	Currie (9)	Brown (4)	Morgan (3)	Currie (3)

• Big South Conference Game*

2017-18 Team Game-By-Game

TEAM STATISTICS

				Total		3-Pointers		Free throws		Rebounds										
Opponent	Date	Score		fg-fga	pct	3fg-fga	pct	ft-fta	pct	off	def	tot	avg	pf	a	t/o	blk	stl	pts	avg
NC WESLEYAN	11/10/17	111-54	W	48-98	.490	8-16	.500	7-15	.467	28	32	60	60.0	29	28	19	6	23	111	111.0
at OHIO	11/12/17	61-64	L	25-58	.431	8-16	.500	3-7	.429	9	40	49	54.5	24	14	30	1	4	61	86.0
at #11/12 Duke	11-16-17	50-77	L	16-53	.302	6-22	.273	12-19	.632	12	14	26	45.0	27	9	22	2	11	50	74.0
BARTON	11/21/17	82-69	W	31-62	.500	6-19	.316	14-18	.778	15	27	42	44.2	27	22	18	5	10	82	76.0
at Stetson	11/27/17	69-64	W	25-57	.439	6-18	.333	13-14	.929	16	24	40	43.4	20	15	18	4	2	69	74.6
at Norfolk State	11/29/17	59-56	W	19-67	.284	8-20	.400	13-18	.722	16	28	44	43.5	23	13	16	1	7	59	72.0
UAB	12/3/17	61-77	L	21-60	.350	9-15	.600	10-15	.667	10	17	27	41.1	15	11	8	4	7	61	70.4
High Point		493		185-455	.407	51-126	.405	72-106	.679	106	182	288	41.1	165	112	131	23	64	493	70.4
Opponents		461		169-414	.408	28-123	.228	95-166	.572	96	179	275	39.3	117	92	128	31	71	461	65.9

Games played: 7
Points/game: 70.4
FG Pct: 40.7
3FG Pct: 40.5
FT Pct: 67.9

Rebounds/game: 41.1
Assists/game: 16.0
Turnovers/game: 18.7
Assist/turnover ratio: 0.9
Steals/game: 9.1
Blocks/game: 3.3

2017-18 High Point University Women's Basketball

2017-18 Individual Statistics

RECORD:	OVERALL	HOME	AWAY	NEUTRAL
ALL GAMES	4-3	2-1	2-2	0-0
CONFERENCE	0-0	0-0	0-0	0-0
NON-CONFERENCE	4-3	2-1	2-2	0-0

					Total		3-Point		F-Throw		Rebounds											
##	Player	gp-gs	min	avg	fg-fga	fg%	3fg-fga	3fg%	ft-fta	ft%	off	def	tot	avg	pf	dq	a	to	blk	stl	pts	avg
01	HARRIS, Kat	7-0	170	24.3	33-74	.446	17-41	.415	18-24	.750	9	17	26	3.7	15	0	18	18	0	8	101	14.4
10	BOCKRATH, Emma	7-7	208	29.7	31-94	.330	10-31	.323	13-16	.813	19	35	54	7.7	25	0	15	21	2	15	85	12.1
02	BROWN, Camryn	7-7	211	30.1	25-51	.490	18-40	.450	10-13	.769	1	15	16	2.3	27	3	28	14	0	6	78	11.1
03	STEPHENS, Kayla	1-0	14	14.0	3-5	.600	3-4	.750	2-2	1.000	1	1	2	2.0	3	0	4	0	0	1	11	11.0
21	EDWARDS, Lindsey	7-7	211	30.1	26-73	.356	0-0	.000	15-19	.789	7	16	23	3.3	15	0	10	20	1	7	67	9.6
14	MORGAN, Shea	7-7	227	32.4	30-58	.517	2-3	.667	5-11	.455	19	27	46	6.6	27	2	22	19	1	8	67	9.6
24	CURRIE, Kennedy	7-7	187	26.7	20-48	.417	0-0	.000	4-7	.571	21	32	53	7.6	16	0	8	11	13	3	44	6.3
30	THOMAS, Jiselle	7-0	62	8.9	10-29	.345	1-5	.200	4-7	.571	3	9	12	1.7	9	0	4	14	0	7	25	3.6
05	FLEMING, Hunter	3-0	30	10.0	3-11	.273	0-2	.000	1-4	.250	3	2	5	1.7	5	0	2	0	0	4	7	2.3
11	McGLASHAN, Taylor	2-0	12	6.0	1-3	.333	0-0	.000	0-0	.000	2	2	4	2.0	7	1	0	3	0	0	2	1.0
40	VanSLOOTEN, Olivia	7-0	67	9.6	3-9	.333	0-0	.000	0-3	.000	3	14	17	2.4	16	0	1	7	6	5	6	0.9
	Team										18	12	30					4				
	Total.....	7	1399		185-455	.407	51-126	.405	72-106	.679	106	182	288	41.1	165	6	112	131	23	64	493	70.4
	Opponents.....	7	1401		169-414	.408	28-123	.228	95-166	.572	96	179	275	39.3	117	-	92	128	31	71	461	65.9

TEAM STATISTICS	HPU	OPP
SCORING	493	461
Points per game	70.4	65.9
Scoring margin	+4.6	-
FIELD GOALS-ATT	185-455	169-414
Field goal pct	.407	.408
3 POINT FG-ATT	51-126	28-123
3-point FG pct	.405	.228
3-pt FG made per game	7.3	4.0
FREE THROWS-ATT	72-106	95-166
Free throw pct	.679	.572
F-Throws made per game	10.3	13.6
REBOUNDS	288	275
Rebounds per game	41.1	39.3
Rebounding margin	+1.9	-
ASSISTS	112	92
Assists per game	16.0	13.1
TURNOVERS	131	128
Turnovers per game	18.7	18.3
Turnover margin	-0.4	-
Assist/turnover ratio	0.9	0.7
STEALS	64	71
Steals per game	9.1	10.1
BLOCKS	23	31
Blocks per game	3.3	4.4
ATTENDANCE	1724	5054
Home games-Avg/Game	3-575	4-1264
Neutral site-Avg/Game	-	0-0

Score by Periods	1st	2nd	3rd	4th	Totals
High Point	124	104	142	123	493
Opponents	109	107	123	122	461

Date	Opponent		Score	Att.
11/10/17	NC WESLEYAN	W	111-54	635
11/12/17	at OHIO	L	61-64	370
11-16-17	at #11/12 Duke	L	50-77	3121
11/21/17	BARTON	W	82-69	487
11/27/17	at Stetson	W	69-64	345
11/29/17	at Norfolk State	W	59-56	1218
12/3/17	UAB	L	61-77	602

* - Conference game

2017-18 Box Scores

Official Basketball Box Score -- Game Totals -- Final Statistics
NC Wesleyan vs High Point
11/10/17 5:00 p.m. at High Point, N.C. (Millis Center)

NC Wesleyan 54 • 0-0

##	Player		Total FG-FGA	3-Ptr FG-FGA	FT-FTA	Rebounds Off	Def	Tot	PF	TP	A	TO	Blk	Stl	Min
05	KeChae Parker	f	3-7	0-3	9-10	1	3	4	2	15	1	1	0	3	23
33	Arreon Walter	f	0-0	0-0	0-0	0	1	1	0	0	0	2	1	0	18
15	Leah Wright	g	1-2	1-1	0-0	1	3	4	0	3	1	3	0	0	14
20	Daijah Davis	g	3-11	0-0	1-2	0	3	3	1	7	2	8	0	1	26
22	Javana Jones	g	4-10	0-2	2-3	4	3	7	2	10	0	3	1	4	28
04	Cheria Turrentine		0-4	0-0	4-6	0	1	1	2	4	1	6	0	0	19
10	Nadiya Holley		1-4	0-1	1-2	0	2	2	2	3	1	4	0	0	16
14	Janazia Dixon		1-2	0-0	2-4	1	3	4	2	4	1	6	0	1	18
23	Cierra Carter		1-1	0-0	1-4	0	4	4	1	3	0	0	0	1	10
24	Caresha Leonard		0-0	0-0	0-0	0	3	3	0	0	0	0	1	0	6
25	Vontasia Olds		1-4	0-0	0-2	1	0	1	2	2	0	3	0	0	8
34	Kneciya Tripp		0-2	0-0	0-0	0	1	1	0	0	0	0	0	1	4
44	Weslie Young		1-4	0-0	1-1	1	0	1	3	3	0	2	1	0	11
	Team					1	1	2							
	Totals		16-51	1-7	21-34	10	28	38	17	54	7	38	4	11	201

1st - FG %:	3-7	42.9%	2nd: 6-15	40.0%	3rd: 1-11	9.1%	4th: 6-18	33.3%	Game: 16-51	31.4%	Deadball
3FG %:	0-1	0.0%	1-4	25.0%	0-2	0.0%	0-0	0.0%	1-7	14.3%	Rebounds
FT %:	3-9	33.3%	3-4	75.0%	9-12	75.0%	6-9	66.7%	21-34	61.8%	6

High Point 111 • 1-0

##	Player		Total FG-FGA	3-Ptr FG-FGA	FT-FTA	Rebounds Off	Def	Tot	PF	TP	A	TO	Blk	Stl	Min
14	MORGAN, Shea	f	5-9	0-0	0-1	3	2	5	4	10	6	3	1	1	24
24	CURRIE, Kennedy	f	7-12	0-0	0-1	4	5	9	1	14	2	3	2	2	23
02	BROWN, Camryn	g	3-4	2-3	0-0	0	1	1	1	8	4	2	0	2	17
10	BOCKRATH, Emma	g	5-14	1-2	0-0	8	4	12	3	11	5	4	1	5	22
21	EDWARDS, Lindsey	g	8-15	0-0	0-0	1	4	5	1	16	1	1	0	1	22
01	HARRIS, Kat		5-13	1-4	1-2	2	3	5	2	12	3	1	0	3	23
03	STEPHENS, Kayla		3-5	3-4	2-2	1	1	2	3	11	4	0	0	1	14
05	FLEMING, Hunter		3-9	0-1	1-4	3	2	5	4	7	1	0	0	3	17
11	McGLASHAN, Taylor		1-3	0-0	0-0	2	2	4	5	2	0	3	0	0	8
30	THOMAS, Jiselle		8-14	1-2	3-5	0	3	3	3	20	2	1	0	4	18
40	VanSLOOTEN, Olivia		0-0	0-0	0-0	1	3	4	2	0	0	1	2	1	11
	Team					3	2	5							
	Totals		48-98	8-16	7-15	28	32	60	29	111	28	19	6	23	199

1st - FG %:	16-27	59.3%	2nd: 10-22	45.5%	3rd: 11-23	47.8%	4th: 11-26	42.3%	Game: 48-98	49.0%	Deadball
3FG %:	0-2	0.0%	1-5	20.0%	5-7	71.4%	2-2	100.0%	8-16	50.0%	Rebounds
FT %:	2-4	50.0%	0-3	0.0%	3-4	75.0%	2-4	50.0%	7-15	46.7%	2

Officials:
Technical fouls: NC Wesleyan-None. High Point-None.
Attendance: 635

Score by periods	1st	2nd	3rd	4th	Total
NC Wesleyan	9	16	11	18	**54**
High Point	34	21	30	26	**111**

Official Basketball Box Score -- Game Totals -- Final Statistics
HPU vs OHIO
11/12/17 2 p.m at Athens, Ohio (Convocation Center)

HPU 61 • 1-1

##	Player		Total FG-FGA	3-Ptr FG-FGA	FT-FTA	Rebounds Off	Def	Tot	PF	TP	A	TO	Blk	Stl	Min
14	MORGAN, Shea	f	4-7	0-0	1-2	5	9	14	4	9	5	4	0	0	38
24	CURRIE, Kennedy	f	0-2	0-0	0-0	1	6	7	3	0	0	3	1	0	31
02	BROWN, Camryn	g	6-10	4-6	1-2	0	4	4	5	17	4	8	0	0	36
10	BOCKRATH, Emma	g	7-17	3-6	0-0	1	10	11	3	17	1	5	0	2	36
21	EDWARDS, Lindsey	g	6-15	0-0	0-0	1	5	6	2	12	1	3	0	0	35
01	HARRIS, Kat		1-4	1-4	0-0	1	1	2	3	3	2	4	0	0	9
30	THOMAS, Jiselle		0-2	0-0	1-2	0	2	2	2	1	0	2	0	1	10
40	VanSLOOTEN, Olivia		1-1	0-0	0-1	0	2	2	2	2	1	1	0	1	5
	Team					0	1	1							
	Totals		25-58	8-16	3-7	9	40	49	24	61	14	30	1	4	200

1st - FG %:	5-13	38.5%	2nd: 5-14	35.7%	3rd: 9-16	56.3%	4th: 6-15	40.0%	Game: 25-58	43.1%	Deadball
3FG %:	2-3	66.7%	0-1	0.0%	3-5	60.0%	3-7	42.9%	8-16	50.0%	Rebounds
FT %:	0-0	0.0%	2-4	50.0%	0-1	0.0%	1-2	50.0%	3-7	42.9%	2

OHIO 64 • 1-0

##	Player		Total FG-FGA	3-Ptr FG-FGA	FT-FTA	Rebounds Off	Def	Tot	PF	TP	A	TO	Blk	Stl	Min
54	JESSING, Kendall	f	1-4	0-2	0-0	2	2	4	1	2	2	1	0	2	22
00	AGLER, Taylor	g	3-9	1-3	2-6	1	6	7	3	9	5	4	0	3	38
02	BARKER, Katie	g	2-13	2-12	0-0	0	1	1	0	6	0	0	0	1	24
03	BURKE, AMANI	g	7-17	0-5	4-6	0	4	4	3	18	2	3	1	2	35
10	DOSECK, Dominique	g	3-9	3-8	1-2	1	1	2	1	10	2	3	0	3	34
01	HOOKS, Cierra		2-6	0-1	1-2	0	4	4	4	5	4	2	0	2	19
05	STOVER, Alexis		0-1	0-1	0-0	0	1	1	0	0	0	0	0	0	3
13	BOWER, Olivia		0-0	0-0	0-0	0	2	2	0	0	0	0	0	0	6
41	BURRIS, Gabby		6-9	1-2	1-2	4	3	7	2	14	0	2	0	3	19
	Team					2	2	4							
	Totals		24-68	7-34	9-18	10	26	36	14	64	15	15	1	16	200

1st - FG %:	6-19	31.6%	2nd: 5-16	31.3%	3rd: 6-18	33.3%	4th: 7-15	46.7%	Game: 24-68	35.3%	Deadball
3FG %:	1-10	10.0%	1-5	20.0%	2-8	25.0%	3-11	27.3%	7-34	20.6%	Rebounds
FT %:	0-0	0.0%	4-8	50.0%	5-10	50.0%	0-0	0.0%	9-18	50.0%	3

Officials: Bruce Morris, Linda Miles, Josh Howell
Technical fouls: HPU-None. OHIO-None.
Attendance: 370

Score by periods	1st	2nd	3rd	4th	Total
HPU	12	12	21	16	**61**
OHIO	13	15	19	17	**64**

Official Basketball Box Score -- Game Totals -- Final Statistics
High Point vs #11/12 Duke
11-16-17 7:00 PM at Durham, N.C. (Cameron Indoor Stadium)

High Point 50 • 1-2

##	Player		Total FG-FGA	3-Ptr FG-FGA	FT-FTA	Rebounds Off	Def	Tot	PF	TP	A	TO	Blk	Stl	Min
14	MORGAN, Shea	f	2-3	0-0	0-0	3	0	3	3	4	1	5	0	2	29
24	CURRIE, Kennedy	f	2-4	0-0	0-0	1	1	2	4	4	1	0	0	0	15
02	BROWN, Camryn	g	3-6	3-6	0-0	0	1	1	5	9	2	1	0	1	29
10	BOCKRATH, Emma	g	5-18	3-9	8-10	4	6	10	4	21	1	4	0	5	38
21	EDWARDS, Lindsey	g	2-6	0-0	3-4	0	1	1	3	7	1	3	0	2	40
01	HARRIS, Kat		2-9	0-6	1-3	0	1	1	3	5	3	3	0	0	24
30	THOMAS, Jiselle		0-4	0-1	0-0	3	0	3	1	0	0	4	0	0	7
40	VanSLOOTEN, Olivia		0-3	0-0	0-2	1	3	4	4	0	0	1	2	1	18
	Team					0	1	1				1			
	Totals		16-53	6-22	12-19	12	14	26	27	50	9	22	2	11	200

1st - FG %:	7-17	41.2%	2nd: 3-12	25.0%	3rd: 4-11	36.4%	4th: 2-13	15.4%	Game: 16-53	30.2%	Deadball
3FG %:	2-6	33.3%	2-9	22.2%	2-5	40.0%	0-2	0.0%	6-22	27.3%	Rebounds
FT %:	3-3	100.0%	1-6	16.7%	2-2	100.0%	6-8	75.0%	12-19	63.2%	4

#11/12 Duke 77 • 2-0

##	Player		Total FG-FGA	3-Ptr FG-FGA	FT-FTA	Rebounds Off	Def	Tot	PF	TP	A	TO	Blk	Stl	Min
05	Leaonna Odom	f	8-10	0-0	0-1	4	5	9	3	16	1	2	1	1	25
35	Erin Mathias	f	5-10	0-0	1-2	3	4	7	2	11	0	1	2	0	23
04	Lexie Brown	g	6-11	1-2	11-11	1	3	4	2	24	3	6	0	6	33
12	Mikayla Boykin	g	0-1	0-1	2-4	1	4	5	2	2	7	4	0	3	29
23	Rebecca Greenwell	g	5-12	0-3	0-0	2	6	8	1	10	1	1	0	2	31
02	Haley Gorecki		0-1	0-1	3-4	0	0	0	0	3	0	2	0	2	6
14	Faith Suggs		0-2	0-1	3-6	3	0	3	1	3	1	0	0	0	11
21	Bego Faz Davalos		1-2	0-0	0-0	0	3	3	0	2	2	2	1	0	15
25	Jade Williams		2-3	0-0	0-0	3	2	5	3	4	1	1	2	1	14
30	Emily Schubert		0-0	0-0	0-0	0	0	0	1	0	0	0	1	0	2
32	Jayda Adams		1-2	0-1	0-0	0	1	1	2	2	0	0	0	1	8
44	Madison Treece		0-2	0-0	0-0	0	0	0	1	0	0	0	0	0	3
	Team					1	0	1							
	Totals		28-56	1-9	20-28	18	28	46	18	77	16	19	7	16	200

1st - FG %:	7-13	53.8%	2nd: 7-15	46.7%	3rd: 8-14	57.1%	4th: 6-14	42.9%	Game: 28-56	50.0%	Deadball
3FG %:	0-4	0.0%	1-3	33.3%	0-0	0.0%	0-2	0.0%	1-9	11.1%	Rebounds
FT %:	9-10	90.0%	1-2	50.0%	6-10	60.0%	4-6	66.7%	20-28	71.4%	4

Officials: Norma Jones, Daryl Humphrey, Jenna Schroeder
Technical fouls: High Point-None. #11/12 Duke-None.
Attendance: 3121

Score by periods	1st	2nd	3rd	4th	Total
High Point	19	9	12	10	**50**
#11/12 Duke	23	16	22	16	**77**

Official Basketball Box Score -- Game Totals -- Final Statistics
Barton vs High Point
11/21/17 5:00 p.m. at High Point, N.C. (Millis Center)

Barton 69 • 3-3

##	Player		Total FG-FGA	3-Ptr FG-FGA	FT-FTA	Rebounds Off	Def	Tot	PF	TP	A	TO	Blk	Stl	Min
05	Alex Kimble	f	6-18	1-7	1-3	0	2	2	1	14	2	7	0	1	37
12	Tatyana Jackson	f	4-7	3-5	2-3	0	5	5	3	13	6	1	0	1	33
23	Shanika Peterkin	c	3-4	0-0	1-6	7	0	7	5	7	3	1	1	1	25
03	Taura Jones	g	3-5	3-4	0-0	0	2	2	4	9	1	1	0	1	27
04	Dinah Neal	g	2-10	0-0	2-5	0	0	0	3	6	3	4	0	3	29
01	Tayah Doss		0-0	0-0	0-0	0	1	1	0	0	0	0	0	0	1
02	Fajhenee Bradford		0-0	0-0	0-0	0	0	0	0	0	0	0	0	0	1
10	Khayla Mitchell		0-1	0-1	2-2	0	1	1	0	2	0	1	0	0	3
15	Hanna McGrory		0-0	0-0	0-0	0	1	1	0	0	0	1	0	0	6
21	Jaclyn Welch		2-3	1-2	0-0	0	0	0	1	5	0	0	0	0	8
24	Alonna Terrell		2-2	0-0	2-6	3	1	4	2	6	0	1	1	1	14
25	Summer Baer		2-5	2-5	1-4	2	1	3	0	7	0	0	0	0	11
30	Kia Morris		0-0	0-0	0-0	0	0	0	0	0	0	0	0	0	1
32	Tea Medley		0-0	0-0	0-0	0	0	0	0	0	0	0	0	0	0+
33	Jasmine Fate		0-0	0-0	0-2	0	0	0	0	0	0	0	0	0	4
	Team					2	3	5							
	Totals		24-55	10-24	11-31	14	17	31	19	69	15	17	2	8	200

1st - FG %:	6-15	40.0%	2nd: 7-10	70.0%	3rd: 7-16	43.8%	4th: 4-14	28.6%	Game: 24-55	43.6%	Deadball
3FG %:	1-2	50.0%	2-4	50.0%	4-8	50.0%	3-10	30.0%	10-24	41.7%	Rebounds
FT %:	2-7	28.6%	1-5	20.0%	1-4	25.0%	7-15	46.7%	11-31	35.5%	10

High Point 82 • 2-2

##	Player		Total FG-FGA	3-Ptr FG-FGA	FT-FTA	Rebounds Off	Def	Tot	PF	TP	A	TO	Blk	Stl	Min
14	MORGAN, Shea	f	8-10	0-0	1-2	4	1	5	5	17	4	3	0	0	32
24	CURRIE, Kennedy	f	3-5	0-0	3-4	6	3	9	1	9	1	5	3	0	21
02	BROWN, Camryn	g	0-3	0-3	1-1	0	2	2	5	1	5	0	0	1	21
10	BOCKRATH, Emma	g	2-8	0-4	0-0	2	6	8	4	4	2	3	1	2	26
21	EDWARDS, Lindsey	g	7-13	0-0	6-8	1	1	2	4	20	4	2	0	0	32
01	HARRIS, Kat		8-13	6-9	3-3	1	6	7	0	25	3	1	0	5	29
05	FLEMING, Hunter		0-2	0-1	0-0	0	0	0	1	0	1	0	0	1	11
11	McGLASHAN, Taylor		0-0	0-0	0-0	0	0	0	2	0	0	0	0	0	4
30	THOMAS, Jiselle		2-7	0-2	0-0	0	2	2	2	4	2	3	0	1	16
40	VanSLOOTEN, Olivia		1-1	0-0	0-0	1	3	4	3	2	0	1	1	0	8
	Team					0	3	3							
	Totals		31-62	6-19	14-18	15	27	42	27	82	22	18	5	10	200

1st - FG %:	7-17	41.2%	2nd: 8-16	50.0%	3rd: 10-15	66.7%	4th: 6-14	42.9%	Game: 31-62	50.0%	Deadball
3FG %:	2-6	33.3%	1-4	25.0%	3-5	60.0%	0-4	0.0%	6-19	31.6%	Rebounds
FT %:	3-4	75.0%	1-1	100.0%	4-5	80.0%	6-8	75.0%	14-18	77.8%	4

Officials: Brandon Marion, Kelly Moyer, Charles Burnette
Technical fouls: Barton-TEAM. High Point-None.
Attendance: 487

Score by periods	1st	2nd	3rd	4th	Total
Barton	15	17	19	18	**69**
High Point	19	18	27	18	**82**

2017-18 High Point University Women's Basketball

Official Basketball Box Score -- Game Totals -- Final Statistics
High Point vs Stetson
11/27/17 7:00 p.m. at DeLand, Fla. (Edmunds Center)

High Point 69 • 3-2

##	Player		Total FG-FGA	3-Ptr FG-FGA	FT-FTA	Rebounds Off	Def	Tot	PF	TP	A	TO	Blk	Stl	Min
14	MORGAN, Shea	f	5-10	0-1	0-0	2	6	8	3	10	1	4	0	0	40
24	CURRIE, Kennedy	f	3-7	0-0	0-0	4	6	10	3	6	2	0	3	1	32
02	BROWN, Camryn	g	7-10	5-8	5-6	0	3	3	3	24	4	0	0	1	32
10	BOCKRATH, Emma	g	5-18	0-4	4-4	3	5	8	3	14	5	3	0	0	40
21	EDWARDS, Lindsey	g	0-3	0-0	0-0	1	0	1	3	0	0	2	0	0	16
01	HARRIS, Kat		5-9	1-5	4-4	1	2	3	2	15	3	5	0	0	30
30	THOMAS, Jiselle		0-0	0-0	0-0	0	0	0	0	0	0	1	0	0	2
40	VanSLOOTEN, Olivia		0-0	0-0	0-0	0	2	2	3	0	0	2	1	0	8
	Team					5	0	5				1			
	Totals		25-57	6-18	13-14	16	24	40	20	69	15	18	4	2	200

1st - FG %:	6-14	42.9%	2nd:	5-12	41.7%	3rd:	8-18	44.4%	4th:	6-13	46.2%	Game: 25-57 43.9%
3FG %:	2-5	40.0%		1-5	20.0%		1-3	33.3%		2-5	40.0%	6-18 33.3%
FT %:	0-0	0.0%		2-2	100.0%		1-1	100.0%		10-11	90.9%	13-14 92.9%

Deadball Rebounds 0,1

Stetson 64 • 3-4

##	Player		Total FG-FGA	3-Ptr FG-FGA	FT-FTA	Rebounds Off	Def	Tot	PF	TP	A	TO	Blk	Stl	Min
24	COLCLOUGH, Kennedi	f	3-13	0-2	0-0	4	4	8	1	6	1	3	0	0	36
35	LENTZ, Kendall	f	1-3	0-2	0-0	1	0	1	1	2	0	0	0	1	22
02	BEACH, McKenna	g	5-13	2-6	3-4	2	1	3	2	15	9	1	0	2	40
03	WAGNER, Sydney	g	3-9	0-4	1-2	1	1	2	4	7	2	0	0	0	30
30	CHAMBERS, Brittney	g	8-15	1-6	5-6	1	7	8	1	22	2	1	0	0	36
23	VINCENT, Megan		2-4	0-0	0-0	2	3	5	3	4	0	1	1	2	19
32	TULLY, Jordan		1-3	0-0	2-2	2	1	3	1	4	0	1	1	1	12
33	PRUITT, Michelle		2-4	0-0	0-0	2	0	2	1	4	0	1	0	0	5
	Team					0	0	0				1			
	Totals		25-64	3-20	11-14	15	17	32	14	64	14	9	2	6	200

1st - FG %:	5-13	38.5%	2nd:	8-19	42.1%	3rd:	7-19	36.8%	4th:	5-13	38.5%	Game: 25-64 39.1%
3FG %:	0-5	0.0%		1-4	25.0%		1-5	20.0%		1-6	16.7%	3-20 15.0%
FT %:	1-2	50.0%		2-2	100.0%		5-6	83.3%		3-4	75.0%	11-14 78.6%

Deadball Rebounds 2

Officials: Luis Gonzalez, John Akin, Andrea Boone
Technical fouls: High Point-None. Stetson-None.
Attendance: 345

Score by periods	1st	2nd	3rd	4th	Total
High Point	14	13	18	24	**69**
Stetson	11	19	20	14	**64**

Official Basketball Box Score -- Game Totals -- Final Statistics
High Point vs Norfolk State
11/29/17 5:30 p.m. at Norfolk, Va. (Echols Hall)

High Point 59 • 4-2

##	Player		Total FG-FGA	3-Ptr FG-FGA	FT-FTA	Rebounds Off	Def	Tot	PF	TP	A	TO	Blk	Stl	Min
02	BROWN, Camryn	*	4-11	3-9	2-2	1	2	3	4	13	5	1	0	0	38
10	BOCKRATH, Emma	*	5-14	3-5	1-2	0	4	4	4	14	1	1	0	1	34
14	MORGAN, Shea	*	4-10	1-1	1-2	1	4	5	5	10	3	0	0	2	28
21	EDWARDS, Lindsey	*	1-9	0-0	3-4	2	5	7	2	5	0	6	0	3	29
24	CURRIE, Kennedy	*	1-8	0-0	1-2	2	5	7	3	3	1	0	1	0	32
01	HARRIS, Kat		3-13	1-5	5-6	1	1	2	3	12	3	3	0	0	23
30	THOMAS, Jiselle		0-0	0-0	0-0	0	2	2	0	0	0	2	0	0	6
40	VanSLOOTEN, Olivia		1-2	0-0	0-0	0	1	1	2	2	0	1	0	1	10
	Team					9	4	13				2			
	Totals		19-67	8-20	13-18	16	28	44	23	59	13	16	1	7	200

1st - FG %:	5-13	38.5%	2nd:	6-22	27.3%	3rd:	5-18	27.8%	4th:	3-14	21.4%	Game: 19-67 28.4%
3FG %:	2-4	50.0%		2-6	33.3%		2-6	33.3%		2-4	50.0%	8-20 40.0%
FT %:	6-7	85.7%		3-7	42.9%		2-2	100.0%		2-2	100.0%	13-18 72.2%

Deadball Rebounds 5

Norfolk State 56 • 2-4

##	Player		Total FG-FGA	3-Ptr FG-FGA	FT-FTA	Rebounds Off	Def	Tot	PF	TP	A	TO	Blk	Stl	Min
01	RUSSELL,Raven	*	6-9	0-0	0-1	1	2	3	4	12	1	2	0	0	25
02	HANNAH,Yazmen	*	1-4	0-2	4-10	2	5	7	2	6	2	3	0	4	29
13	LONG,Alexys	*	2-8	0-1	2-2	3	3	6	5	6	0	2	1	0	30
21	ROBERTS,Kayla	*	6-15	0-3	1-2	3	3	6	3	13	1	5	2	4	35
44	CROKER,Khadedra	*	4-8	0-0	2-6	1	8	9	0	10	2	1	5	0	30
00	WEST,Zairya		0-3	0-0	0-0	0	0	0	0	0	0	2	0	0	11
04	DAWKINS,Kendrea		1-5	0-1	0-3	3	2	5	0	2	0	0	2	1	13
20	SPARKMAN,Alexis		1-6	1-5	0-0	0	1	1	4	3	1	1	0	0	18
30	DEAS,De'Janaire		2-3	0-0	0-2	1	3	4	1	4	0	0	2	0	6
32	TANNER,Shayla		0-0	0-0	0-0	0	1	1	0	0	0	0	0	0	3
	Team					2	4	6							
	Totals		23-61	1-12	9-26	16	32	48	19	56	7	16	12	9	200

1st - FG %:	8-17	47.1%	2nd:	4-17	23.5%	3rd:	5-14	35.7%	4th:	6-13	46.2%	Game: 23-61 37.7%
3FG %:	1-5	20.0%		0-3	0.0%		0-3	0.0%		0-1	0.0%	1-12 8.3%
FT %:	0-3	0.0%		0-5	0.0%		4-6	66.7%		5-12	41.7%	9-26 34.6%

Deadball Rebounds 11

Officials: Toni Patillo, Wesley Carter, Bobby Ray
Technical fouls: High Point-None. Norfolk State-None.
Attendance: 1218

Score by periods	1st	2nd	3rd	4th	Total
High Point	18	17	14	10	**59**
Norfolk State	17	8	14	17	**56**

Official Basketball Box Score -- Game Totals -- Final Statistics
UAB vs High Point
12/3/17 12:00p.m. at High Point, N.C. (Millis Center)

UAB 77 • 6-1

##	Player		Total FG-FGA	3-Ptr FG-FGA	FT-FTA	Rebounds Off	Def	Tot	PF	TP	A	TO	Blk	Stl	Min
24	RAWLS, Kara	f	6-8	0-0	3-4	2	10	12	2	15	0	0	1	1	26
32	CHILDRESS, Rachael	f	2-9	2-5	6-6	3	4	7	2	12	3	2	0	1	26
00	BARNES, Miyah	g	3-10	1-4	0-0	1	4	5	2	7	9	3	0	1	29
03	VENDRELL, Angela	g	2-7	0-0	0-0	1	1	2	1	4	1	0	1	0	14
20	KUZMANIC, Deanna	g	1-3	0-1	2-2	1	2	3	2	4	1	2	0	2	34
02	SINGLETON, Whytney		3-6	0-1	0-0	0	1	1	1	6	2	1	0	0	15
04	ROLDAN, Talia		1-2	0-1	0-0	1	0	1	0	2	0	0	0	0	1
13	THOMAS, Katelynn		3-3	0-0	0-0	0	2	2	0	6	1	1	0	0	14
14	LEWIS, T'erra		0-0	0-0	0-0	0	1	1	0	0	0	0	0	0	1
22	GARLAND, Maya		0-0	0-0	0-0	0	0	0	1	0	0	0	0	0	3
23	KERSTEIN, Lea		2-5	2-5	0-0	0	2	2	0	6	1	1	0	0	20
34	JOHNSON, Imani		6-6	0-0	3-3	3	2	5	5	15	0	3	1	0	17
	Team					1	2	3				1			
	Totals		29-59	5-17	14-15	13	31	44	16	77	18	14	3	5	200

1st - FG %:	9-17	52.9%	2nd:	7-16	43.8%	3rd:	6-14	42.9%	4th:	7-12	58.3%	Game: 29-59 49.2%
3FG %:	2-5	40.0%		1-5	20.0%		2-5	40.0%		0-2	0.0%	5-17 29.4%
FT %:	1-2	50.0%		1-1	100.0%		4-4	100.0%		8-8	100.0%	14-15 93.3%

Deadball Rebounds 1

High Point 61 • 4-3

##	Player		Total FG-FGA	3-Ptr FG-FGA	FT-FTA	Rebounds Off	Def	Tot	PF	TP	A	TO	Blk	Stl	Min
14	MORGAN, Shea	f	2-9	1-1	2-4	1	5	6	3	7	2	0	0	3	36
24	CURRIE, Kennedy	f	4-10	0-0	0-0	3	6	9	1	8	1	0	3	0	33
02	BROWN, Camryn	g	2-7	1-5	1-2	0	2	2	4	6	4	2	0	1	38
10	BOCKRATH, Emma	g	2-5	0-1	0-0	1	0	1	4	4	0	1	0	0	12
21	EDWARDS, Lindsey	g	2-12	0-0	3-3	1	0	1	0	7	3	3	1	1	37
01	HARRIS, Kat		9-13	7-8	4-6	3	3	6	2	29	1	1	0	0	32
05	FLEMING, Hunter		0-0	0-0	0-0	0	0	0	0	0	0	0	0	0	2
30	THOMAS, Jiselle		0-2	0-0	0-0	0	0	0	1	0	0	1	0	1	3
40	VanSLOOTEN, Olivia		0-2	0-0	0-0	0	0	0	0	0	0	0	0	1	7
	Team					1	1	2							
	Totals		21-60	9-15	10-15	10	17	27	15	61	11	8	4	7	200

1st - FG %:	3-17	17.6%	2nd:	5-12	41.7%	3rd:	5-17	29.4%	4th:	8-14	57.1%	Game: 21-60 35.0%
3FG %:	2-3	66.7%		2-4	50.0%		2-3	66.7%		3-5	60.0%	9-15 60.0%
FT %:	0-0	0.0%		2-5	40.0%		8-8	100.0%		0-2	0.0%	10-15 66.7%

Deadball Rebounds 3

Officials: Roy Jackson, Mark Ijames
Technical fouls: UAB-None. High Point-None.
Attendance: 602

Score by periods	1st	2nd	3rd	4th	Total
UAB	21	16	18	22	**77**
High Point	8	14	20	19	**61**