

2016 PROSPECTUS & RECORD BOOK



BASEBALL

2016 HIGH POINT UNIVERSITY BASEBALL

Contents

Contents/Quick Facts..... 1
 Season Preview 2-3
 Head Coach Craig Cozart 4
 Roster..... 5
 2016 Schedule..... 6
 2015 Results..... 7
 2015 Statistics 8-9
 2015 Situational Statistics 10-11
 2015 Miscellaneous Statistics 12
 2015 Big South Review 13-14
 Player Career Statistics..... 15-16
 Awards, Honors..... 17-18
 Annual Hitting, Pitching Stats 19
 Year-by-Year Leaders..... 20
 All-Time Records 21-25
 Single-Game Records 26
 Year-By-Year Results 27-30
 Big South Series Breakdowns..... 31-32
 Year-by-Year Coaching Records 33



Josh Greene

Quick Facts

High Point University

Location..... High Point, N.C.
 Founded..... 1924
 Enrollment..... 4,600
 Nickname..... Panthers
 Colors Purple and White
 Conference..... Big South (NCAA Div. I)
 President Dr. Nido Qubein (High Point '70)
 Athletic Director Dan Hauser (Appalachian State '92)

Team Information

2015 Overall Record 29-26
 2015 Big South Record 14-10
 2015 Big South Finish..... 5th
 2015 Postseason 2-2 Big South Tournament
 Letterwinners Returning/Lost..... 19/16
 Position Starters Returning/Lost..... 4/4
 Pitchers Returning/Lost..... 11/5
 Newcomers 13
 First year of baseball 1933
 Program record..... 1370-1285-5

Baseball Staff

Head Coach Craig Cozart (Central Florida '96), eighth season
 Career record 195-201
 HPU record 195-201
 Assistant Coach..... Kenny Smith (Western Carolina '07), third season
 Assistant Coach Jason Laws (Murray State '10), second season
 Volunteer Asst. Coach..... Rick Marlin (Penn State '09), second season
 Dir. of Player Dev..... Chris Munnely (North Carolina '13), first season
 Athletic Trainer Jared Beier (Tulsa '13), first season
 Strength & Conditioning..... Andrew Crossley (Tennessee '04), third season

Stadium Information

Facility Coy O. Williard Baseball Stadium/George S. Erath Field
 Capacity..... 550
 Playing Surface..... Natural Grass
 Dimensions..... LF 325, CF 400, RF 330

Athletic Communications Staff

Associate AD/Comm.:..... Mark LaFrance (Syracuse '08)
 Office/Cell phone:..... (336) 841-4605/(336) 847-9639
 Email: mlafranc@highpoint.edu
 Director of Athletic Comm./Baseball Contact:..... Joe Arancio (American '07)
 Office/Cell phone:..... (336) 841-4638/(338) 884-2100
 Email: jarancio@highpoint.edu
 Assistant Dir.:..... Cory McCune (Ohio '13)
 Office/Cell phone:..... (336) 841-4640/(336) 848-4222
 Email: cmcune@highpoint.edu
 Multimedia Coordinator:..... Cara D'Andrea (Hofstra '13)
 Office/Cell phone:..... (336) 841-4540/(336) 848-8803
 Email: cdandrea@highpoint.edu
 Mailing Address: Sports Information Office
 One University Parkway
 High Point, N.C. 27268
 Website: www.highpointpanthers.com

Big South Preseason Poll

Rk.	Team (first)	Points
1.	Coastal Carolina (10)	120
2.	Winthrop	102
3.	Liberty	99
4.	High Point	83
5.	Radford	81
6.	Campbell (1)	74
7.	Charleston Southern	52
8.	Longwood	40
9.	Presbyterian College	31
10.	Gardner-Webb	23
11.	UNC Asheville	21

Preseason Player of the Year Josh Greene, High Point

Preseason Pitcher of the Year Matt Crohan, Winthrop

2016 Season Preview

The High Point University baseball team opens up the 2016 season with a bevy of new faces following a three-year period of consistency that came to a close in 2015. The Panthers will need to rely on their young core if they hope to continue their recent run of success.

High Point went 29-26 last season, giving the team 91 wins over its past three years, the most successful stretch since joining Div. I in 2000. HPU finished fifth in the Big South with a 14-10 conference mark and advanced to the conference semifinals for the second-straight season and the third time in four seasons.

Outfielder Josh Greene led the Panthers in his sophomore season, earning first-team All-Big South honors after posting team-highs in batting average (.355), RBI (37), home runs (7), steals (13), on-base percentage (.441) and slugging percentage (.532). First baseman Spencer Angelis was the only other HPU player to earn All-Conference honors with a second-team recognition.

High Point returns 19 letter winners in 2016, but just four position starters and one member of the weekend rotation. Greene, the Big South Preseason Player of the Year, will once again spearhead the Panther offense along with junior shortstop Chris Clare, sophomore first baseman Carson Jackson and sophomore second baseman Hunter Lee. The pair of redshirt-senior Scot Hoffman and junior Andre Scrubb are expected to front a pitching staff with several new pieces both in the starting rotation and in the bullpen.

HPU was picked fourth in the Big South Preseason Poll. The Panthers received 83 points to finish behind Coastal Carolina, Winthrop and Liberty and just ahead of defending Big South Regular-Season and Tournament Champion Radford.


STARTING ROTATION

Following the graduation of weekend rotation members John McGillicuddy and Conor Lourey, the HPU pitching staff will be led this season by right-handers Scot Hoffman and Andre Scrubb.

Hoffman struggled at times in his first year with the program, going 2-4 with a 5.96 ERA in 14 appearances. The 6-4 righty started seven games before moving into the bullpen at the end of the season. He has looked much better this past fall and in spring practices after working with head coach Craig Cozart to refine his delivery. The results have been an increase in velocity and consistency that should allow the former MLB draft pick to excel in his final collegiate season.

Scrubb went 6-1 with a 2.50 ERA while splitting time between the bullpen and the starting rotation as a sophomore. In three late-season starts, the right-hander went 2-0 with a 1.69 ERA and 21 strikeouts in 21-1/3 innings, including a complete-game victory over Liberty in the Big South Tournament. He has already been tabbed by both Baseball America and D1Baseball as one of the top 100 prospects in college baseball this season.

Seniors Michael Hennessey and



Carson Jackson

Tyler Britton and junior Peter Ripke all started games for the Panthers in 2015 and could be in line for a starting role once again this season. Hennessey appeared in 15 games with four midweek starts in his first season with the Panthers and went 2-6 with a 3.46 ERA. Britton performed as a swing man for HPU, appearing in 16 games with five starts and ended the season with 3-1 record and a 3.53 ERA. Ripke appeared in just six games with one start in his sophomore season, going 0-1 with a 7.36 ERA, but if you took out his start at South Carolina he allowed just two hits and a walk in his other five appearances in 2015. As a freshman, Ripke started seven games and posted a 3.34 ERA.

One name to keep an eye on entering the season is redshirt-senior Joe Goodman, who has served as the Panthers' closer in each of his first three seasons with the team. Goodman has an 8-3 record with 12 saves and a 1.77 ERA in his HPU career with 110 strikeouts in 96-2/3 innings. Last season, Goodman appeared in 20 games and posted a 1.86 ERA with 31 strikeouts in 19-1/3 innings. He has worked as a starter in the fall and spring and could transition into the rotation this season.

Two newcomers that are challenging for a starting role in their first season at High Point are freshmen Andrew Gottfried and Cooper Jeffers. Gottfried is a right-hander from Calvary Christian Academy in Coral Springs, Fla. He finished his prep career with a 1.80 ERA and 186 strikeouts in 170 innings of work. Jeffers is a left-hander from William R Boone High School in Orlando, Fla. He was a Perfect Game All-American honorable mention and went 6-3 with a 2.02 ERA as a senior.

BULLPEN

The High Point bullpen boasts a deep crop of arms in 2016 though the roles of those players will depend in large part on how the starting rotation shakes out. Goodman, Britton, Hennessey and Ripke all filled key roles in the bullpen in 2015 and could return there again this season.

In addition to those returners, the Panthers also bring back left-hander Jeremy Johnson and right-handers Gage Rogers and Austin Heinz. Johnson appeared in 12 games and posted a 4.05 ERA with seven strikeouts in 6-2/3 innings of work. Rogers appeared in nine games with one start as a freshman and went 1-0 with a 3.12 ERA and seven strikeouts in 8-2/3 innings.



Andre Scrubb

Heinz pitched in five games with one start and finished with a 1.42 ERA in 6-1/3 innings of work.

Along with the returners, Gottfried and Jeffers will both be counted on to pitch out of the pen if they don't join the rotation in their first season. One other freshman that will pitch in relief is Matt Hodges. The left-hander pitched at Tampa Prep in Tampa, Fla., and was an All-State honorable mention.

CATCHER

For the first time in three years, the Panthers will have a new starter behind the plate after the graduation of four-year starter Josh Spano. Sophomore Spencer Brown is the lone returning letter winner at the position and he will battle it out with freshmen JJ Woodard, Nick Blomgren and Blaise Maris for the starting spot.

Brown played in just two games with one start in his first season with the Panthers, hitting .333. He is a talented defensive catcher that can receive, block and throw. He has gap power and can be a run producer.

Woodard comes to High Point from Oviedo High School in Oviedo, Fla. He is a great blocking catcher and a developing power bat. Nick Blomgren played at Craig High School in Milton, Wis. He is a power bat that is more raw defensively and he will also see time at designated hitter. Maris played at Buchholz High School in Gainesville, Fla. He is a good receiver with a solid arm who can also put the ball in play when at bat.

INFIELD

Three of the Panthers' four returning position starters in 2016 are manning spots in the infield with sophomore Carson Jackson expected to start at first, sophomore Hunter Lee moving from third to second and junior Chris Clare moving from second to shortstop.

Jackson played in 53 games with 51 starts as a freshman and finished third on the team with a .311 batting average to go along with a team-high 40 runs scored and 33 RBI. He tied for the team lead with 13 doubles and also stole seven bases. Jackson started 2015 playing corner outfield and designated hitter before a late-season injury to Angelis opened first base, where he played for 11 of his final 13 games.

Lee started 42 games in 2015 and hit .230 with 12 doubles, 20 RBI and 32 runs scored. He had a team-best 17-game hitting streak and was batting .315 at the midway point of the season before slumping over his final 23 games. He slides to his more natural position of second base after seeing most of his time at third in 2015.

Clare has been one of High Point's most consistent hitters over his first two seasons with the Panthers. He played in 48 games with 47 starts as a sophomore and hit .296 with six doubles, three home runs, 29 RBI and 32 runs scored. He was third on the team with a .403 on-base percentage and fourth on the squad with eight stolen bases. Clare will move to shortstop following the graduation of Tony Fortier-Bensen and combine with Lee to form one of the best double-play combinations in the Big South.

Two newcomers are battling it out for the starting third base job in junior Nick Capra and freshman Conner Dunbar. Capra played two years at Eastern Florida State College and hit .335 with 38 RBI in 51 games as a sophomore. Dunbar comes to High Point from Lawton Chiles High School in Tallahassee, Fla., where he hit .384 with 18 runs scored as a senior.

Senior Dominic Fazio and redshirt-sophomore Zach

Vandergrift will backup Jackson at first and compete for time at designated hitter. Freshman Nick Niarchos will be the primary backup at both middle infield positions.

OUTFIELD

Josh Greene will anchor the outfield after earning first-team All-Big South honors as a sophomore in 2015. The center fielder ranked fifth in the Big South in batting, fourth in on-base percentage, sixth in slugging and 11th in homers. In 24 conference games in 2015, he finished in the league's Top 10 for batting (.395), runs (17) and RBI (23).

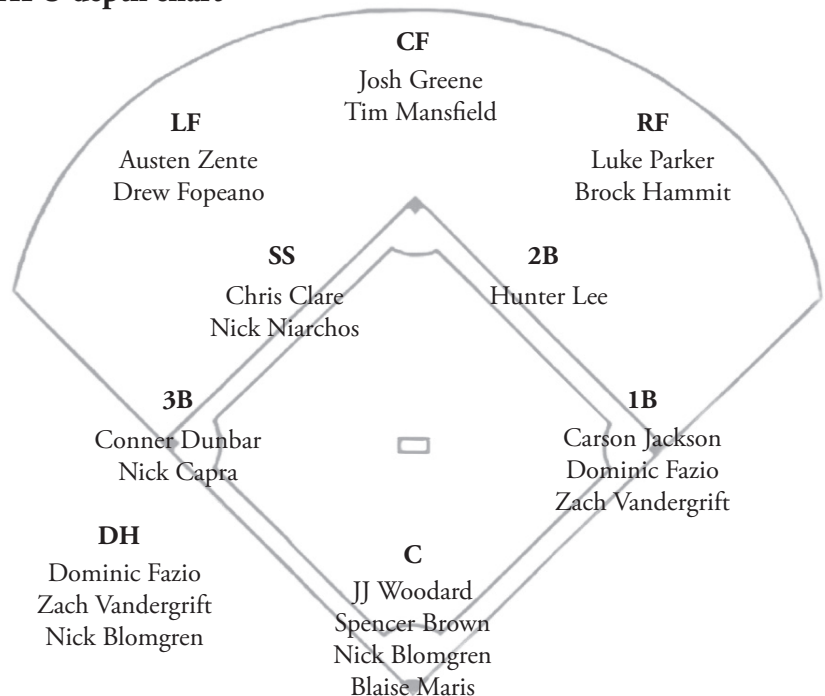
Senior Tim Mansfield, junior Luke Parker and sophomore Austen Zente will battle it out for starts on either side of Greene in the outfield. Mansfield struggled through a difficult second year with the Panthers in 2015, hitting just .143 in 14 games just one year after hitting .307 as a sophomore in 2014. He regained his form in the fall and will see time both in the corner outfield spots as well as in center field. Parker comes to High Point after two seasons as Polk State College where he hit .314 with 41 stolen bases and 54 runs scored as a sophomore. Zente played in 10 games, primarily as a pinch runner, during his freshman season but a strong fall has vaulted the sophomore into contention for a starting spot.

Juniors Brock Hammit and Drew Fopeano will provide depth in the corner outfield positions in their first year with the team.



Chris Clare

HPU depth chart





Craig Cozart

Head Coach • Alma Mater: Central Florida '96 • First season at HPU: 2009

The 2016 season is head coach Craig Cozart's eighth at the helm of the High Point University baseball team. Cozart has a reputation for recruiting and developing pitching staffs. He has had 30 pitchers selected in the Major League Baseball draft under his guidance, including former Panther and current Cleveland Indian closer Cody Allen, who was drafted in 2011.

Cozart was named High Point baseball's fifth head coach in June 2008 and has led HPU to program records in wins and nearly every offensive category. He has helped guide the Panthers to their three-winningest seasons in the program's Div. I history and currently holds the HPU Div. I records for overall wins and conference wins. He has coached the team to its only four .500 or better seasons, including each of the last three.

HPU has won at least two games in the Big South Championship five times in seven seasons under Cozart and in 2012 became the first No. 7 seed to advance to the Big South semifinals since 2000.

The Panthers won a program-record 33 games in 2014, finishing the season with a 33-22 overall record and an 18-9 record in the Big South. The 18 conference wins were also a program best for High Point. HPU set a new Div. I program-low with a 3.24 team ERA while also holding opponents to a .227 batting average. Conor Lourey posted an HPU Div. I record with a 1.48 ERA while going 9-0 in his first season with the team.

High Point recorded just its second season with a .500 record or better in 2013, going 29-29 overall and 15-9 in the Big South. A record four High Point players were drafted in the Major League Draft following the 2013 season, including three pitchers. Jaime Schultz was selected in the 14th round, Jacob Newbery was picked in the 18th round, Sean

Townsley was picked in the 25th round and Willie Medina was picked in the 31st round.

In 2010, Cozart led the program to its first winning season in the Division I era, posting a 31-29 mark (15-12 Big South Conference). The Panthers finished third in the Big South Tournament, the best-ever finish for HPU and set program records in batting average, hits, doubles, home runs, runs batted in, runs scored, stolen bases and walks.

Cozart joined HPU in 2009 and led the team to a 21-32 overall record and an 11-12 record in the Big South Conference. The Panthers had a win over No. 4 North Carolina, the highest ranked opponent HPU has ever beaten, and two wins over Coastal Carolina, which was ranked 14th at the time.

Cozart came to HPU after 12 seasons at his alma mater, UCF, where he moved up the ranks from student assistant coach to associate head coach. At UCF, Cozart helped guide the Knights to a 455-274 overall mark during his 12 seasons. In his role as the pitching coach, Cozart built a tradition of pitching excellence.

The Knights made five NCAA Tournament appearances during Cozart's time and also captured four conference championships. Cozart's coaching career at UCF featured six top-25 final national rankings, including a No. 7 finish in 2001 when the Knights boasted a program best 51-14 record that season.

With a great eye for talent and an outstanding ability to develop pitchers, 36 of Cozart's pitchers have signed professional contracts, including 30 in the Major League Draft. Cozart guided the 2008 UCF pitching staff to a No. 4 national ranking in strikeouts per nine innings after recording 537 strikeouts for the year, the second most in program history.

Three pitchers from Cozart's 2004 staff were

drafted, including Matt Fox in the first round by the Minnesota Twins and Kyle Bono in the eighth round by the Boston Red Sox. Bono earned the largest signing bonus in draft history for an eighth-rounder. In addition, junior lefty Jaime Douglas was a 26th-round selection of the Anaheim Angels.

Fox and Bono were both named All-Americans in 2004. They formed one of the nation's elite pitching tandems. Fox finished the year 14-2 with a 1.85 ERA while Bono was 8-2 with a 1.94 ERA en route to second-team All-America status. The pair was part of a pitching staff that finished 10th in the nation in ERA with a 3.42 mark. The 2004 UCF staff also shattered the school record with 13 shutouts. It was the second pair of All-Americans Cozart coached at UCF after Justin Pope and Jason Arnold earned the honor in 2001. Pope went on to be drafted by the St. Louis Cardinals in the first round, while Arnold was a second-round pick of the New York Yankees.

An outstanding pitcher in his own right at UCF from 1993-96, Cozart earned second team All-Atlantic Sun honors in 1995 and was a three-time All-Academic team member. Cozart led the Knights in wins for consecutive seasons in 1995 (10) and 1996 (7) and finished his career second all-time in UCF wins (24), fourth in appearances (65), fourth in starts (40) and fourth in strikeouts (204). Cozart was a member of three NCAA Tournament squads and three conference champion teams as a player for the Black and Gold. Cozart was drafted in the 45th round by the Atlanta Braves in 1995 and again in the 28th round by the San Francisco Giants in 1996 but decided to forego the professional ranks to further his education and begin his coaching career at his alma mater.

Cozart earned his bachelor's of arts degree in education in December of 1996 from UCF. He is



Asst. Coach/Recruiting Coordinator
Kenny Smith



Assistant Coach
Jason Laws



Volunteer Assistant Coach
Rick Marlin



Director of Player Development
Chris Munnelly

2016 High Point University Baseball Roster

No.	Name	Pos.	B/T	Cl.	Ht.	Wt.	Hometown / High School (Previous College)	Alphabetical Roster
1	Josh Greene	OF	L/L	Jr.	5-9	185	Ocala, Fla./Forest	40 Bell, Kevin
2	Hunter Lee	IF	L/R	So.	5-8	180	Maitland, Fla./Winter Park	11 Blomgren, Nick
3	Tim Mansfield	UT	L/R	Sr.	5-9	180	Charlotte, N.C./Providence Day (Louisburg College)	4 Britton, Tyler
4	Tyler Britton	P	R/R	Sr.	5-11	185	Jamestown, N.C./High Point Christian Academy (Pitt CC)	26 Brown, Spencer
5	Austen Zente	OF	R/R	So.	5-11	185	High Point, N.C./Southwest Guilford	15 Capra, Nick
6	Bailey McKee	P	R/R	So.	5-10	180	Mooreville, N.C./Lake Norman	9 Clare, Chris
7	Luke Parker	OF	R/R	Jr.	6-0	205	Ponte Vedra, Fla./Ponte Vedra (Polk State)	24 Dunbar, Conner
8	Blaise Maris	C/IF	R/R	Fr.	5-11	190	Gainesville, Fla./Bucholz	32 Fazio, Dominic
9	Chris Clare	IF	R/R	Jr.	6-2	175	Fort Mill, S.C./Charlotte Catholic	44 Fopeano, Drew
10	Carson Jackson	OF/P	R/R	So.	6-1	220	Melbourne, Fla./Melbourne	33 Goodman, Joe
11	Nick Blomgren	C/IF	R/R	Fr.	5-11	190	Milton, Wis./Craig	21 Gottfried, Andrew
12	Gage Rogers	P	R/R	So.	5-11	200	Bloomington, Ind./Bloomington	1 Greene, Josh
14	Jeremy Johnson	P	L/L	Jr.	5-10	180	Rocky Mount, N.C./Rocky Mount	27 Hammit, Brock
15	Nick Capra	IF	L/R	Jr.	5-10	180	Melbourne, Fla./Melbourne Central Catholic (Eastern Fla. St.)	28 Heinz, Austin
16	JJ Woodard	C/IF	R/R	Fr.	6-0	220	Oviedo, Fla./Oviedo	25 Hennessey, Michael
19	Zach Vandergrift	IF	R/R	R-So.	5-11	210	Orlando, Fla./Edgewater	41 Hodges, Matt
20	Andre Scrubb	P	R/R	Jr.	6-4	275	Woodbridge, Va./CD Hylton	23 Hoffman, Sot
21	Andrew Gottfried	P	R/R	Fr.	5-11	185	Coral Springs, Fla./Cavalry Christian Academy	10 Jackson, Carson
22	Nick Niarchos	IF	R/R	Fr.	6-0	180	Longwood, Fla./Lyman	37 Jeffers, Cooper
23	Scot Hoffman	P	R/R	R-Sr.	6-4	235	San Tan Valley, Ariz./Desert Ridge (South Mountain CC)	14 Johnson, Jeremy
24	Conner Dunbar	IF	R/R	Fr.	6-0	155	Tallahassee, Fla./Lawton Chiles	2 Lee, Hunter
25	Michael Hennessey	P	R/R	Sr.	6-0	195	Windermere, Fla./Olympia (Lake Sumter State College)	3 Mansfield, Tim
26	Spencer Brown	C	R/R	So.	6-1	195	Chapel Hill, N.C./Carrboro	8 Maris, Blaise
27	Brock Hammit	OF	R/R	Jr.	6-3	210	Nixa, Mo./Nixa (Hutchinson CC)	6 McKee, Bailey
28	Austin Heinz	P	R/R	So.	6-2	185	Windermere, Fla./Orangewood Christian	22 Niarchos, Nick
32	Dominic Fazio	IF	R/R	Sr.	5-11	220	Pittsburgh, Pa./Pittsburgh Central Catholic	7 Parker, Luke
33	Joe Goodman	P	R/R	R-Sr.	5-9	170	Ames, Iowa/Gilbert	36 Ripke, Peter
36	Peter Ripke	P	R/R	Jr.	6-2	230	Lafayette, Ind./Jefferson	12 Rogers, Gage
37	Cooper Jeffers	P	L/L	Fr.	6-3	200	Orlando, Fla./Boone	20 Scrubb, Andre
40	Kevin Bell	P	R/R	Fr.	6-1	190	Summerfield, N.C./Northern Guilford	19 Vandergrift, Zach
41	Matt Hodges	P	L/L	Fr.	6-0	185	Tampa, Fla./Tampa Prep	16 Woodard, JJ
44	Drew Fopeano	C/OF	L/R	Jr.	6-2	200	Pound Ridge, N.Y./Fox Lane	5 Zente, Austen
38	Head Coach: Craig Cozart (Central Florida '96), eighth season							
31	Assistant Coach/Recruiting Coordinator: Kenny Smith (Western Carolina '07), third season							
17	Assistant Coach: Jason Laws (Murray State '10), second season							
34	Volunteer Assistant Coach: Rick Marlin (Penn State '09), second season							
	Director of Player Development: Chris Munnely (North Carolina '13), first season							
	Athletic Trainer: Jared Beier, first season							

2016 High Point University Schedule

Date	Opponent	Location	Time
Fri. Feb. 19	UNCG	High Point, N.C.	4 p.m.
Sat. Feb. 20	at UNCG	Greensboro, N.C.	2 p.m.
Sun. Feb. 21	UNCG	High Point, N.C.	1 p.m.
Tue. Feb. 23	North Carolina Central	High Point, N.C.	4 p.m.
Fri. Feb. 26	Marist	High Point, N.C.	4 p.m.
Sat. Feb. 27	Marist	High Point, N.C.	2 p.m.
Sun. Feb. 28	Marist	High Point, N.C.	1 p.m.
Tue. March 1	Wright State	High Point, N.C.	4 p.m.
Wed. March 2	Wright State	High Point, N.C.	4 p.m.
Fri. March 4	Dayton	High Point, N.C.	4 p.m.
Sat. March 5	Dayton	High Point, N.C.	2 p.m.
Sun. March 6	Dayton	High Point, N.C.	1 p.m.
Tue. March 8	La Salle	High Point, N.C.	4 p.m.
Wed. March 9	La Salle	High Point, N.C.	4 p.m.
Fri. March 11	Rider	High Point, N.C.	4 p.m.
Sat. March 12	Rider	High Point, N.C.	2 p.m.
Sun. March 13	Rider	High Point, N.C.	2 p.m.
Tue. March 15	at Wake Forest	Winston-Salem, N.C.	6 p.m.
Fri. March 18	at UNC Asheville*	Asheville, N.C.	6 p.m.
Sat. March 19	at UNC Asheville*	Asheville, N.C.	3 p.m.
Sun. March 20	at UNC Asheville*	Asheville, N.C.	1 p.m.
Tue. March 22	at Elon	Elon, N.C.	6 p.m.
Thu. March 24	Winthrop*	High Point, N.C.	6 p.m.
Fri. March 25	Winthrop*	High Point, N.C.	6 p.m.
Sat. March 26	Winthrop*	High Point, N.C.	3 p.m.
Tue. March 29	at NC Central	Raleigh, N.C.	6 p.m.
Fri. April 1	at Maryland	College Park, Md.	4 p.m.
Sat. April 2	at Maryland	College Park, Md.	2 p.m.
Sun. April 3	at Maryland	College Park, Md.	1 p.m.
Tue. April 5	at North Carolina	Chapel Hill, N.C.	6 p.m.
Fri. April 8	Longwood*	High Point, N.C.	6 p.m.
Sat. April 9	Longwood*	High Point, N.C.	5 p.m.
Sun. April 10	Longwood*	High Point, N.C.	1 p.m.
Wed. April 13	UNC Wilmington	High Point, N.C.	6 p.m.
Fri. April 15	at Gardner-Webb*	Boiling Springs, N.C.	6 p.m.
Sat. April 16	at Gardner-Webb*	Boiling Springs, N.C.	2 p.m.
Sun. April 17	at Gardner-Webb*	Boiling Springs, N.C.	2 p.m.
Tue. April 19	Elon	High Point, N.C.	6 p.m.
Wed. April 20	East Carolina	High Point, N.C.	6 p.m.
Fri. April 22	at Coastal Carolina*	Conway, S.C.	6 p.m.
Sat. April 23	at Coastal Carolina*	Conway, S.C.	2 p.m.
Sun. April 24	at Coastal Carolina*	Conway, S.C.	2 p.m.
Tue. April 27	at UNC Wilmington	Wilmington, N.C.	6 p.m.
Wed. May 4	at Davidson	Davidson, N.C.	6 p.m.
Fri. May 6	Radford*	High Point, N.C.	7 p.m.
Sat. May 7	Radford*	High Point, N.C.	6 p.m.
Sun. May 8	Radford*	High Point, N.C.	1 p.m.
Tue. May 10	Wake Forest	High Point, N.C.	6 p.m.
Fri. May 13	at Campbell*	Buies Creek, N.C.	6 p.m.
Sat. May 14	at Campbell*	Buies Creek, N.C.	3 p.m.
Sun. May 15	at Campbell*	Buies Creek, N.C.	2 p.m.
Tue. May 17	Davidson	High Point, N.C.	6 p.m.
Thu. May 19	Liberty*	High Point, N.C.	6 p.m.
Fri. May 20	Liberty	High Point, N.C.	6 p.m.
Sat. May 21	Liberty*	High Point, N.C.	1 p.m.
May 24-28	Big South Tournament#	Lexington, S.C.	TBA

*Big South Conference Game
 Home games played at Williard Stadium (High Point, N.C.)

HIGH POINT UNIVERSITY

2016 HPU Baseball Prospectus & Record Book

2015 Final Results

Record: 29-26 Home: 14-7 Away: 13-15 Neutral: 2-4 Big South: 14-10

Date	Opponent	Score	Inns	Overall	Big South	Pitcher of record	Attend	Time
Feb. 13	at UNCG	L 8-12	9	0-1	0-0	McGillicuddy (L, 0-1)	498	3:17
Feb. 14	UNCG	W 12-2	9	1-1	0-0	Britton (W, 1-0)	614	3:18
Feb. 20	vs. Ball State&	L 1-3	9	1-2	0-0	McGillicuddy (L, 0-2)	81	2:00
Feb. 21	vs. Ball State&	L 3-6	9	1-3	0-0	Hennessey (L, 0-1)	97	2:31
Feb. 21	vs. Elon&	L 5-6	9	1-4	0-0	Hoffman (L, 0-1)	77	2:58
Feb. 27	at South Florida	L 1-2	9	1-5	0-0	McGillicuddy (L, 0-3)	661	2:34
Feb. 28	at South Florida	W 10-3	9	2-5	0-0	Silber (W, 1-0)	612	3:06
March 1	at South Florida	L 0-3	9	2-6	0-0	Hoffman (L, 0-2)	623	1:59
March 3	Appalachian State	L 0-4	9	2-7	0-0	Herrera (L, 0-1)	115	2:36
March 4	at #5 South Carolina	L 3-11	9	2-8	0-0	Ripke (L, 0-1)	7013	2:36
March 7	LIU Brooklyn	W 4-3	10	3-8	0-0	Lourey (W, 1-0)	103	2:35
March 7	LIU Brooklyn	L 2-3	9	3-9	0-0	Britton (L, 1-1)	86	3:35
March 8	LIU Brooklyn	W 9-0	9	4-9	0-0	Hoffman (W, 1-2)	142	2:24
March 10	at Charlotte	W 8-4	9	5-9	0-0	Scrubbs (W, 1-0)	710	2:57
March 13	at College of Charleston	W 6-1	9	6-9	0-0	McGillicuddy (W, 1-3)	368	2:36
March 14	at College of Charleston	L 9-11	9	6-10	0-0	Hennessey (L, 0-2)	448	2:55
March 15	at College of Charleston	W 6-5	9	7-10	0-0	Hoffman (W, 2-2)	402	2:36
March 17	North Carolina A&T	W 8-3	9	8-10	0-0	Britton (W, 2-1)	352	2:56
March 20	Campbell*	W 9-2	9	9-10	1-0	McGillicuddy (W, 2-3)	533	2:31
March 21	Campbell*	W 10-2	9	10-10	2-0	Silber (W, 2-0)	604	2:57
March 22	Campbell*	L 4-9	9	10-11	2-1	Hoffman (L, 2-3)	615	2:49
March 24	Davidson	W 15-2	9	11-11	2-1	Resnik (W, 1-0)	412	2:38
March 25	at East Carolina	W 13-2	9	12-11	2-1	Hennessey (W, 1-2)	2290	2:48
March 27	at Longwood*	W 7-4	9	13-11	3-1	McGillicuddy (W, 3-3)	314	3:15
March 28	at Longwood*	L 2-5	9	13-12	3-2	Silber (L, 2-1)	186	2:16
March 29	at Longwood*	W 7-6	9	14-12	4-2	Scrubbs (W, 2-0)	208	3:08
March 31	at Appalachian State	L 3-8	9	14-13	4-2	Hennessey (L, 1-3)	594	2:46
April 2	at Winthrop*	W 6-2	9	15-13	5-2	McGillicuddy (W, 4-3)	314	3:15
April 3	at Winthrop*	W 17-2	9	16-13	6-2	Silber (W, 3-1)	518	2:55
April 4	at Winthrop*	L 2-3	9	16-14	6-3	Hoffman (L, 2-4)	367	2:26
April 8	at North Carolina A&T	W 10-7	9	17-14	6-3	Rogers (W, 1-0)	107	3:08
April 11	Coastal Carolina*	L 4-6	9	17-15	6-4	Goodman (L, 0-1)	901	2:46
April 12	Coastal Carolina*	L 3-8	9	17-16	6-5	Silber (L, 3-1)	413	2:46
April 13	Coastal Carolina*	L 2-6	9	17-17	6-6	Lourey (L, 1-1)	81	3:04
April 14	at #18 North Carolina	L 0-1	6	17-18	6-6	Hennessey (L, 1-4)	497	2:19
April 17	Presbyterian College*	W 5-1	9	18-18	7-6	McGillicuddy (W, 5-3)	497	2:19
April 18	Presbyterian College*	W 10-5	9	19-18	8-6	Resnik (W, 2-0)	511	2:45
April 18	Presbyterian College*	W 17-4	9	20-18	9-6	Scrubbs (W, 3-0)	511	2:56
April 22	North Carolina Central	W 5-0	9	21-18	9-6	Jackson (W, 1-0)	319	2:19
April 24	at Radford*	L 6-7	9	21-19	9-7	Goodman (L, 0-2)	235	3:02
April 24	at Radford*	L 5-6	9	21-20	9-8	Scrubbs (L, 3-1)	587	3:25
April 26	at Radford*	W 4-1	9	22-20	10-8	Lourey (W, 2-1)	265	3:12
April 28	at Wake Forest	L 0-6	9	22-21	10-8	Herrera (L, 0-2)	558	2:23
April 29	Wake Forest	W 4-3	9	23-21	10-8	Britton (W, 3-1)	605	2:29
May 6	at Davidson	L 4-17	9	23-22	10-8	Jackson (L, 1-1)	314	3:23
May 8	UNC Asheville*	L 6-13	9	23-23	10-9	McGillicuddy (L, 5-4)	607	2:55
May 9	UNC Asheville*	W 9-6	9	24-23	11-9	Lourey (W, 3-1)	603	3:09
May 10	UNC Asheville*	W 11-3	9	25-23	12-9	Scrubbs (W, 4-1)	611	2:41
May 14	at Liberty*	W 6-5	9	26-23	13-9	Hennessey (W, 2-4)	880	2:34
May 15	at Liberty*	W 5-0	9	27-23	14-9	Scrubbs (W, 5-1)	1473	2:26
May 16	at Liberty*	L 7-8	9	27-24	14-10	Hennessey (L, 2-5)	1287	3:04
May 19	vs. Liberty^	W 8-3	9	28-24	14-10	Scrubbs (W, 6-1)	0	2:51
May 20	vs. Radford^	L 0-4	9	28-25	14-10	McGillicuddy (L, 5-5)	0	2:19
May 21	vs. Longwood^	W 1-0	9	29-25	14-10	Lourey (W, 4-1)	0	2:40
May 22	vs. Coastal Carolina^	L 3-9	9	29-26	14-10	Hennessey (L, 2-6)	300	2:37

*Big South Conference game
& Played in Aiken, S.C.

^Big South Tournament game (Boiling Springs, N.C.)

2015 Overall Statistics

Record: 29-26 Home: 14-7 Away: 13-15 Neutral: 2-4 Conference: 14-10

Player	avg	gp-gs	ab	r	h	2b	3b	hr	rbi	tb	slg%	bb	hp	so	gdp	ob%	sf	sh	sb-att	po	a	e	fld%	
GREENE, Josh	.355	51-49	186	36	66	8	2	7	37	99	.532	26	5	35	0	.441	3	0	13-17	122	4	5	.962	
ANGELIS, Spencer	.335	50-49	176	28	59	13	1	3	23	83	.472	30	7	38	1	.444	3	0	3-5	351	25	6	.984	
JACKSON, Carson	.311	53-51	196	40	61	13	0	1	33	77	.393	15	5	34	0	.367	5	0	7-12	151	11	5	.970	
WILLIAMSON, Brady	.304	48-35	135	24	41	11	2	1	19	59	.437	5	5	27	2	.347	2	3	5-6	35	3	0	1.000	
CLARE, Chris	.296	48-47	162	32	48	6	0	3	29	63	.389	22	7	16	2	.403	0	2	8-8	66	117	7	.963	
SPANO, Josh	.289	51-50	211	33	61	13	1	4	30	88	.417	9	7	23	5	.336	2	2	2-4	354	34	2	.995	
MCDERMOTT, Dane	.269	51-46	171	25	46	5	0	0	20	51	.298	9	0	20	2	.306	0	6	9-14	72	27	13	.884	
MANZELLA, Cody	.255	53-48	184	27	47	9	5	0	19	66	.359	13	8	38	5	.329	2	7	3-5	80	3	2	.976	
FORTIER-BENSEN, Tony	.254	55-55	189	31	48	3	3	2	33	63	.333	21	0	50	0	.315	9	1	9-11	92	114	16	.928	
LEE, Hunter	.230	47-42	165	32	38	12	0	1	20	53	.321	22	6	24	0	.337	3	0	7-9	27	80	11	.907	

BROWN, Spencer	.333	2-1	6	0	2	0	0	0	0	2	.333	0	0	3	0	.333	0	0	0-0	13	0	0	1.000	
FAZIO, Dominic	.235	20-7	34	7	8	2	0	1	4	13	.382	4	1	9	0	.325	1	2	0-1	17	2	1	.950	
RIVERO, Brenden	.200	12-2	15	1	3	0	0	1	3	6	.400	2	0	7	0	.278	1	0	0-0	0	0	0	.000	
RIPKE, Peter	.161	16-8	31	2	5	2	0	0	5	7	.226	3	1	12	0	.257	0	0	0-0	8	10	2	.900	
MANSFIELD, Tim	.143	14-0	14	1	2	0	0	0	0	2	.143	2	0	4	2	.250	0	0	1-2	3	0	1	.750	
GROSS, Alexander	.100	7-3	10	2	1	0	0	0	0	1	.100	2	0	3	0	.250	0	1	0-0	1	0	0	1.000	
ZENTE, Austen	.000	10-0	6	4	0	0	0	0	0	0	.000	0	0	1	0	.000	0	0	1-1	3	0	0	1.000	
SCRUBB, Andre	.000	1-1	2	0	0	0	0	0	0	0	.000	0	0	2	0	.000	0	0	0-0	4	9	0	1.000	
SCOTT, Cameron	.000	1-0	1	0	0	0	0	0	0	0	.000	0	0	1	0	.000	0	0	0-0	0	0	0	.000	
HOFFMAN, Scot	.000	1-1	0	0	0	0	0	0	0	0	.000	0	0	0	0	.000	0	0	0-0	6	6	1	.923	
Totals	.283	55	1894	325	536	97	14	24	275	733	.387	185	52	347	19	.358	31	24	68-95	1426	506	77	.962	
Opponents	.255	55	1820	258	464	83	10	38	235	681	.374	184	48	425	15	.336	19	27	30-49	1435	621	83	.961	

LOB - Team (426), Opp (414). DPs turned - Team (43), Opp (44). IBB - Team (4), GREENE, J. 2, SPANO, J. 1, WILLIAMSON 1.
 Picked off - JACKSON, C. 3, GREENE, J. 2, ANGELIS, S. 2, WILLIAMSON 1, MCDERMOTT, D 1.

(All games Sorted by Earned run avg)

Player	era	w-l	app	gs	cg	sho	sv	ip	h	r	er	bb	so	2b	3b	hr	b/avg	wp	hp	bk	sfa	sha		
LOUREY, Conor	1.51	4-1	17	6	1	1/1	1	65.2	48	12	11	21	72	8	1	2	.204	12	4	0	0	8		
SCRUBB, Andre	2.50	6-1	19	3	1	0/3	1	54.0	36	18	15	19	48	9	1	3	.188	10	4	0	3	1		
MCGILLICUDDY, John	3.27	5-5	14	14	0	0/0	0	82.2	81	40	30	27	65	11	3	7	.260	6	8	0	2	5		
HOFFMAN, Scot	5.96	2-4	14	7	0	0/1	0	48.1	63	37	32	12	40	11	1	5	.301	6	8	1	0	3		

HEINZ, Austin	1.42	0-0	5	1	0	0/0	0	6.1	6	2	1	2	4	2	0	0	.261	0	0	0	0	1		
GOODMAN, Joe	1.86	0-2	20	0	0	0/1	6	19.1	11	7	4	8	31	2	0	1	.164	7	3	0	1	0		
ROGERS, Gage	3.12	1-0	9	1	0	0/0	0	8.2	8	3	3	5	7	0	0	2	.242	0	1	0	1	0		
HENNESSEY, Michael	3.46	2-6	15	4	1	0/0	0	39.0	37	19	15	16	27	8	0	5	.250	3	4	0	1	2		
BRITTON, Tyler	3.53	3-1	16	5	0	0/1	1	43.1	48	29	17	17	31	10	2	1	.286	1	3	0	2	1		
JOHNSON, Jeremy	4.05	0-0	12	0	0	0/1	0	6.2	10	8	3	6	7	0	0	1	.333	0	0	0	0	1		
RESNIK, Will	4.62	2-0	21	2	0	0/2	0	25.1	25	19	13	11	31	5	0	1	.250	1	2	0	3	2		
SILBER, Cas	4.74	3-2	12	6	0	0/1	0	43.2	48	31	23	21	42	6	1	5	.286	2	6	0	3	2		
JACKSON, Carson	6.43	1-1	4	2	0	0/1	1	7.0	11	5	5	2	7	4	0	1	.344	0	1	0	0	0		
HERRERA, Jace	6.75	0-2	6	3	0	0/1	0	13.1	18	14	10	9	6	5	1	1	.310	2	4	0	2	1		
RIPKE, Peter	7.36	0-1	6	1	0	0/0	0	7.1	7	6	6	3	3	1	0	2	.269	0	0	0	0	0		
MCKEE, Bailey	9.64	0-0	3	0	0	0/0	0	4.2	7	8	5	5	4	1	0	1	.350	0	0	0	1	0		
Totals	3.65	29-26	55	55	3	4/3	10	475.1	464	258	193	184	425	83	10	38	.255	50	48	1	19	27		
Opponents	4.80	26-29	55	55	2	5/4	10	478.1	536	325	255	185	347	97	14	24	.283	70	52	9	31	24		

PB - Team (9), SPANO, J. 8, ANGELIS, S. 1, Opp (10). Pickoffs - Team (11), MCGILLICUDDY 6, SPANO, J. 2, HENNESSEY, M 1, SILBER, C. 1, LOUREY, C. 1, Opp (9). SBA/ATT - SPANO, J. (17-29), ANGELIS, S. (10-15), BRITTON, T. (6-11), LOUREY, C. (4-7), HOFFMAN, S. (5-6), SILBER, C. (3-5), RESNIK, W. (4-5), HENNESSEY, M (3-4), BROWN, S. (3-3), MCGILLICUDDY (0-3), GOODMAN, J (1-2), MCKEE, B. (1-1), ROGERS, G. (1-1), HERRERA, J. (1-1), SCRUBB, A. (0-1), JOHNSON, J. (1-1), HEINZ, A. (0-1).

2015 Big South Statistics

Record: 14-10 Home: 7-5 Away: 7-5 Conference: 14-10

Player	avg	gp-gs	ab	r	h	2b	3b	hr	rbi	tb	slg%	bb	hp	so	gdp	ob%	sf	sh	sb-att	po	a	e	fld%	
ANGELIS, Spencer	.418	21-20	79	14	33	6	0	3	10	48	.608	7	1	15	0	.471	0	0	3-5	147	12	4	.975	
GREENE, Josh	.395	24-23	86	17	34	3	1	3	23	48	.558	13	2	14	0	.471	3	0	5-6	56	3	3	.952	
SPANO, Josh	.333	23-23	102	17	34	7	1	3	20	52	.510	5	1	10	0	.364	2	1	0-2	196	15	1	.995	
MCDERMOTT, Dane	.299	20-18	67	14	20	2	0	0	9	22	.328	4	0	7	0	.338	0	3	3-5	30	10	8	.833	
CLARE, Chris	.288	21-20	73	21	21	2	0	2	16	29	.397	12	3	6	1	.409	0	0	4-4	32	50	2	.976	
JACKSON, Carson	.264	24-23	91	21	24	6	0	0	16	30	.330	7	3	10	0	.327	3	0	3-3	57	4	2	.968	
MANZELLA, Cody	.260	23-19	77	13	20	3	2	0	9	27	.351	6	3	23	1	.333	1	3	2-3	27	1	0	1.000	
WILLIAMSON, Brady	.259	21-15	54	11	14	4	1	0	10	20	.370	2	3	12	1	.317	1	3	3-3	6	1	0	1.000	
FORTIER-BENSEN, Tony	.259	24-24	85	15	22	1	3	2	20	35	.412	7	0	17	0	.305	3	0	5-5	32	54	9	.905	
LEE, Hunter	.177	22-19	79	12	14	5	0	1	9	22	.278	10	1	15	0	.272	2	0	4-5	14	39	7	.883	

RIVERA, Brenden	.333	4-1	6	1	2	0	0	1	2	5	.833	1	0	2	0	.429	0	0	0-0	0	0	0	.000	
RIPKE, Peter	.235	7-5	17	2	4	2	0	0	3	6	.353	1	0	5	0	.278	0	0	0-0	4	5	2	.818	
FAZIO, Dominic	.211	10-4	19	5	4	1	0	1	3	8	.421	3	1	5	0	.333	1	2	0-0	11	1	0	1.000	
MANSFIELD, Tim	.000	9-0	7	0	0	0	0	0	0	0	.000	0	0	3	0	.000	0	0	1-2	0	0	0	.000	
BROWN, Spencer	.000	1-1	3	0	0	0	0	0	0	0	.000	0	0	3	0	.000	0	0	0-0	9	0	0	1.000	
ZENTE, Austen	.000	2-0	1	1	0	0	0	0	0	0	.000	0	0	0	0	.000	0	0	0-0	0	0	0	.000	
HOFFMAN, Scot	.000	1-1	0	0	0	0	0	0	0	0	.000	0	0	0	0	.000	0	0	0-0	3	4	0	1.000	
Totals	.291	24	846	164	246	42	8	16	150	352	.416	78	18	147	3	.357	16	12	33-43	635	229	40	.956	
Opponents	.250	24	809	114	202	29	2	18	102	289	.357	76	21	214	7	.327	8	15	19-24	627	264	40	.957	

LOB - Team (179), Opp (180). DPs turned - Team (20), Opp (17). IBB - Team (2), WILLIAMSON 1, GREENE, J. 1. Picked off - JACKSON, C. 1, GREENE, J. 1, ANGELIS, S. 1, MCDERMOTT, D 1.

(Conference games only Sorted by Earned run avg)

Player	era	w-l	app	gs	cg	sho	sv	ip	h	r	er	bb	so	2b	3b	hr	b/avg	wp	hp	bk	sfa	sha		
LOUREY, Conor	1.88	2-1	8	5	0	0/1	1	38.1	29	8	8	14	44	6	0	2	.204	10	4	0	0	5		
MCGILLICUDDY, John	2.62	4-1	8	8	0	0/0	0	48.0	49	24	14	17	42	4	1	4	.268	4	4	0	2	4		
SCRUBB, Andre	3.20	4-1	10	1	0	0/1	0	25.1	19	9	9	7	26	4	0	1	.209	5	1	0	1	1		
SILBER, Cas	4.55	2-2	7	6	0	0/0	0	31.2	33	24	16	12	32	3	1	5	.268	1	3	0	1	2		
HOFFMAN, Scot	6.53	0-2	7	3	0	0/0	0	20.2	31	19	15	6	17	4	0	1	.333	2	3	1	0	2		

JOHNSON, Jeremy	0.00	0-0	1	0	0	0/0	0	1.0	1	0	0	0	1	0	0	0	.250	0	0	0	0	0		
RIPKE, Peter	0.00	0-0	1	0	0	0/0	0	0.2	0	0	0	0	0	0	0	0	.000	0	0	0	0	0		
HENNESSEY, Michael	1.80	1-1	4	0	0	0/0	0	10.0	5	2	2	2	12	2	0	2	.152	1	0	0	1	0		
BRITTON, Tyler	3.86	0-0	5	0	0	0/0	1	11.2	13	6	5	6	5	2	0	0	.302	1	1	0	1	0		
GOODMAN, Joe	3.86	0-2	9	0	0	0/0	5	9.1	7	7	4	5	12	2	0	1	.219	4	2	0	1	0		
RESNIK, Will	6.23	1-0	8	1	0	0/0	0	13.0	14	13	9	6	21	2	0	1	.250	1	2	0	1	1		
ROGERS, Gage	9.00	0-0	2	0	0	0/0	0	2.0	1	2	2	1	2	0	0	1	.143	0	1	0	0	0		
Totals	3.57	14-10	24	24	0	1/1	7	211.2	202	114	84	76	214	29	2	18	.250	29	21	1	8	15		
Opponents	5.73	10-14	24	24	1	0/0	2	209.0	246	164	133	78	147	42	8	16	.291	31	18	3	16	12		

PB - Team (5), SPANO, J. 5, Opp (4). Pickoffs - Team (8), MCGILLICUDDY 5, SPANO, J. 2, SILBER, C. 1, Opp (4). SBA/ATT - SPANO, J. (13-16), HOFFMAN, S. (5-5), ANGELIS, S. (3-5), LOUREY, C. (4-5), BROWN, S. (3-3), SILBER, C. (3-3), GOODMAN, J. (1-2), HENNESSEY, M (1-2), RESNIK, W. (2-2), BRITTON, T. (1-2), SCRUBB, A. (0-1), ROGERS, G. (1-1), JOHNSON, J. (1-1).

2015 Situational Hitting Statistics

Player	vs left			vs right			w/runners			w/bases empty			w/bases loaded			as leadoff			fly	gnd	fly/
	h	ab	avg	h	ab	avg	h	ab	avg	h	ab	avg	h	ab	avg	rch	ops	pct	out	out	gnd
ANGELIS, Spencer	23	58	.397	36	118	.305	23	80	.288	36	96	.375	0	1	.000	22	45	.489	44	34	1.3
BROWN, Spencer	1	3	.333	1	3	.333	0	3	.000	2	3	.667	0	0	---	2	3	.667	1	0	99.9
CLARE, Chris	20	58	.345	28	104	.269	25	78	.321	23	84	.274	1	1	1.000	17	36	.472	29	67	0.4
FAZIO, Dominic	6	21	.286	2	13	.154	4	18	.222	4	16	.250	0	1	.000	5	6	.833	6	11	0.5
FORTIER-BENSEN, Ton	13	60	.217	35	129	.271	22	98	.224	26	91	.286	2	7	.286	16	40	.400	45	47	1.0
GREENE, Josh	24	70	.343	42	116	.362	34	94	.362	32	92	.348	4	7	.571	25	47	.532	38	46	0.8
GROSS, Alexander	0	0	---	1	10	.100	0	8	.000	1	2	.500	0	2	.000	1	1	1.000	2	3	0.7
JACKSON, Carson	25	73	.342	36	123	.293	35	119	.294	26	77	.338	3	10	.300	17	43	.395	51	51	1.0
LEE, Hunter	12	53	.226	26	112	.232	17	76	.224	21	89	.236	1	4	.250	24	69	.348	49	51	1.0
MANSFIELD, Tim	1	4	.250	1	10	.100	1	7	.143	1	7	.143	0	0	---	1	5	.200	4	4	1.0
MANZELLA, Cody	15	58	.259	32	126	.254	20	94	.213	27	90	.300	1	5	.200	16	42	.381	47	54	0.9
MCDERMOTT, Dane	8	48	.167	38	123	.309	28	77	.364	18	94	.191	2	4	.500	15	54	.278	37	66	0.6
RIPKE, Peter	3	21	.143	2	10	.200	5	18	.278	0	13	.000	1	3	.333	1	4	.250	4	9	0.4
RIVERA, Brenden	0	0	---	3	15	.200	2	9	.222	1	6	.167	0	1	.000	1	3	.333	3	4	0.8
SCOTT, Cameron	0	0	---	0	1	.000	0	0	---	0	1	.000	0	0	---	0	1	.000	0	0	0.0
SCRUBB, Andre	0	2	.000	0	0	---	0	1	.000	0	1	.000	0	1	.000	0	1	.000	0	0	0.0
SPANO, Josh	23	71	.324	38	140	.271	37	107	.346	24	104	.231	4	7	.571	14	42	.333	56	69	0.8
WILLIAMSON, Brady	18	54	.333	23	81	.284	14	57	.246	27	78	.346	0	2	.000	13	37	.351	32	35	0.9
ZENTE, Austen	0	2	.000	0	4	.000	0	2	.000	0	4	.000	0	0	---	0	2	.000	2	3	0.7
Totals	192	656	.293	344	123	.278	267	946	.282	269	948	.284	19	56	.339	190	481	.395	450	554	0.8
Opponents	35	130	.269	429	169	.254	231	888	.260	233	932	.250	10	47	.213	184	477	.386	477	446	1.1

Player	pinch hitting			w/runners in scoring pos			w/runner on 3rd and LT 2 out			with 2 outs			success adv runners			2- rnrns			rch	rch	kl
	h	ab	avg	h	ab	avg	rbi	ops	pct	h	ab	avg	adv	ops	pct	rbi	w/out	lob	err	fc	kl
ANGELIS, Spencer	0	0	---	14	48	.292	10	14	.714	19	64	.297	52	99	.525	8	14	31	3	2	13
BROWN, Spencer	0	0	---	0	3	.000	0	0	---	0	3	.000	0	3	.000	0	0	6	0	0	0
CLARE, Chris	0	0	---	18	57	.316	13	17	.765	12	49	.245	43	85	.506	9	15	33	4	6	6
FAZIO, Dominic	2	8	.250	2	7	.286	1	2	.500	1	14	.071	10	22	.455	0	3	8	2	2	4
FORTIER-BENSEN, Ton	0	0	---	17	66	.258	23	30	.767	17	65	.262	53	116	.457	4	29	46	6	10	15
GREENE, Josh	0	1	.000	19	62	.306	11	15	.733	21	66	.318	61	109	.560	19	15	42	3	5	8
GROSS, Alexander	0	2	.000	0	5	.000	0	2	.000	0	1	.000	4	10	.400	0	2	3	2	2	1
JACKSON, Carson	0	1	.000	19	68	.279	17	18	.944	18	66	.273	54	126	.429	10	14	51	4	15	7
LEE, Hunter	1	2	.500	10	50	.200	10	18	.556	10	43	.233	36	84	.429	4	8	29	5	6	9
MANSFIELD, Tim	1	9	.111	0	3	.000	0	1	.000	1	3	.333	4	8	.500	0	2	4	0	0	0
MANZELLA, Cody	0	3	.000	16	68	.235	8	11	.727	20	65	.308	58	110	.527	11	29	33	5	7	10
MCDERMOTT, Dane	0	0	---	19	49	.388	6	14	.429	10	44	.227	52	86	.605	11	18	23	6	8	10
RIPKE, Peter	1	4	.250	3	11	.273	1	1	1.000	2	16	.125	9	20	.450	2	2	19	1	2	5
RIVERA, Brenden	2	9	.222	1	6	.167	2	3	.667	0	6	.000	6	11	.545	0	5	7	0	0	1
SCOTT, Cameron	0	1	.000	0	0	---	0	0	---	0	0	---	0	0	---	0	0	0	0	0	0
SCRUBB, Andre	0	0	---	0	1	.000	0	0	---	0	1	.000	0	1	.000	0	0	3	0	0	1
SPANO, Josh	0	1	.000	18	61	.295	9	14	.643	18	63	.286	54	114	.474	11	14	52	5	7	4
WILLIAMSON, Brady	2	8	.250	11	36	.306	8	16	.500	10	38	.263	31	67	.463	8	13	24	5	5	7
ZENTE, Austen	0	4	.000	0	0	---	0	0	---	0	2	.000	0	2	.000	0	0	1	0	2	1
Totals	9	53	.170	167	601	.278	119	176	.676	159	609	.261	527	107	.491	97	183	426	51	79	102
Opponents	6	46	.130	133	543	.245	78	134	.582	148	586	.253	448	997	.449	95	148	414	47	66	130

Success Advancing Runners = percentage of times the batter advanced at least one runner during a plate appearance

#Rnrns Adv w/Out = TOTAL number of runners advanced when the player made an out

2015 Situational Pitching Statistics

Player	vs left			vs right			w/runners			w/bases empty			vs leadoff			with 2 outs			fly	gnd	fly/	
	h	ab	avg	h	ab	avg	h	ab	avg	h	ab	avg	rch	ops	pct	h	ab	avg	out	out	gnd	gdp
BRITTON, Tyler	22	72	.306	26	96	.271	30	87	.345	18	81	.222	18	44	.409	10	47	.213	48	39	1.2	0
GOODMAN, Joe	4	18	.222	7	49	.143	9	40	.225	2	27	.074	3	13	.231	6	28	.214	16	9	1.8	0
HEINZ, Austin	4	11	.364	2	12	.167	1	11	.091	5	12	.417	3	6	.500	2	7	.286	10	4	2.5	0
HENNESSEY, Michael	17	63	.270	20	85	.235	17	75	.227	20	73	.274	12	36	.333	11	45	.244	48	37	1.3	0
HERRERA, Jace	7	20	.350	11	38	.289	10	35	.286	8	23	.348	8	15	.533	7	19	.368	20	13	1.5	0
HOFFMAN, Scot	28	89	.315	35	120	.292	31	110	.282	32	99	.323	24	50	.480	20	69	.290	41	60	0.7	2
JACKSON, Carson	6	14	.429	5	18	.278	5	12	.417	6	20	.300	1	8	.125	5	11	.455	10	4	2.5	0
JOHNSON, Jeremy	4	19	.211	6	11	.545	5	17	.294	5	13	.385	3	7	.429	6	15	.400	7	6	1.2	0
LOUREY, Conor	17	84	.202	31	151	.205	19	105	.181	29	130	.223	22	67	.328	14	73	.192	54	65	0.8	1
MCGILLICUDDY, John	34	118	.288	47	194	.242	38	137	.277	43	175	.246	33	87	.379	24	96	.250	72	93	0.8	3
MCKEE, Bailey	2	8	.250	5	12	.417	3	10	.300	4	10	.400	4	5	.800	0	3	.000	4	5	0.8	1
RESNIK, Will	9	37	.243	16	63	.254	13	53	.245	12	47	.255	11	25	.440	11	37	.297	26	16	1.6	0
RIPKE, Peter	4	13	.308	3	13	.231	3	11	.273	4	15	.267	2	5	.400	2	10	.200	9	7	1.3	1
ROGERS, Gage	3	13	.231	5	20	.250	5	18	.278	3	15	.200	7	9	.778	3	13	.231	12	5	2.4	0
SCRUBB, Andre	12	74	.162	24	117	.205	15	82	.183	21	109	.193	17	55	.309	10	60	.167	56	50	1.1	4
SILBER, Cas	26	62	.419	22	106	.208	27	85	.318	21	83	.253	16	45	.356	17	53	.321	44	33	1.3	3
Totals	199	715	.278	265	110	.240	231	888	.260	233	932	.250	184	477	.386	148	586	.253	477	446	1.1	15
Opponents	203	745	.272	333	114	.290	267	946	.282	269	948	.284	190	481	.395	159	609	.261	450	554	0.8	19

Player	ap	gs	ip/app	*h/g	*r/g	*er/g	*bb/g	*so/g	k/bb	*2b/g	*3b/g	*hr/g	*fo/g	*go/g	*bf/g	sba	att	pct
BRITTON, Tyler	16	5	2.71	9.97	6.02	3.53	3.53	6.44	1.8	2.08	0.42	0.21	9.97	8.10	39.67	6	11	.545
GOODMAN, Joe	20	0	0.97	5.12	3.26	1.86	3.72	14.43	3.9	0.93	0.00	0.47	7.45	4.19	36.78	1	2	.500
HEINZ, Austin	5	1	1.27	8.53	2.84	1.42	2.84	5.68	2.0	2.84	0.00	0.00	14.21	5.68	36.95	0	1	.000
HENNESSEY, Michael	15	4	2.60	8.54	4.38	3.46	3.69	6.23	1.7	1.85	0.00	1.15	11.08	8.54	39.46	3	4	.750
HERRERA, Jace	6	3	2.22	12.15	9.45	6.75	6.08	4.05	0.7	3.38	0.68	0.68	13.50	8.78	49.95	1	1	1.000
HOFFMAN, Scot	14	7	3.45	11.73	6.89	5.96	2.23	7.45	3.3	2.05	0.19	0.93	7.63	11.17	43.20	5	6	.833
JACKSON, Carson	4	2	1.75	14.14	6.43	6.43	2.57	9.00	3.5	5.14	0.00	1.29	12.86	5.14	45.00	0	0	---
JOHNSON, Jeremy	12	0	0.56	13.50	10.80	4.05	8.10	9.45	1.2	0.00	0.00	1.35	9.45	8.10	49.95	1	1	1.000
LOUREY, Conor	17	6	3.86	6.58	1.64	1.51	2.88	9.87	3.4	1.10	0.14	0.27	7.40	8.91	36.73	4	7	.571
MCGILLICUDDY, John	14	14	5.90	8.82	4.35	3.27	2.94	7.08	2.4	1.20	0.33	0.76	7.84	10.12	38.54	0	3	.000
MCKEE, Bailey	3	0	1.56	13.50	15.43	9.64	9.64	7.71	0.8	1.93	0.00	1.93	7.71	9.64	50.14	1	1	1.000
RESNIK, Will	21	2	1.21	8.88	6.75	4.62	3.91	11.01	2.8	1.78	0.00	0.36	9.24	5.68	41.92	4	5	.800
RIPKE, Peter	6	1	1.22	8.59	7.36	7.36	3.68	3.68	1.0	1.23	0.00	2.45	11.05	8.59	35.59	0	0	---
ROGERS, Gage	9	1	0.96	8.31	3.12	3.12	5.19	7.27	1.4	0.00	0.00	2.08	12.46	5.19	41.54	1	1	1.000
SCRUBB, Andre	19	3	2.84	6.00	3.00	2.50	3.17	8.00	2.5	1.50	0.17	0.50	9.33	8.33	36.33	0	1	.000
SILBER, Cas	12	6	3.64	9.89	6.39	4.74	4.33	8.66	2.0	1.24	0.21	1.03	9.07	6.80	41.22	3	5	.600
Totals	55	55	8.64	8.79	4.88	3.65	3.48	8.05	2.3	1.57	0.19	0.72	9.03	8.44	39.72	30	49	.612
Opponents	55	55	8.70	10.09	6.11	4.80	3.48	6.53	1.9	1.83	0.26	0.45	8.47	10.42	41.13	68	95	.716

* = average based on 9-inning game

2015 Miscellaneous Statistics

Team Game Highs

Batting		
At Bats	45	at Winthrop (April 3)
Runs Scored	17	at Winthrop (April 3)
	17	vs. Presbyterian College (April 18)
Hits	18	at Charlotte (March 10)
Runs Batted In	15	vs. Presbyterian College (April 18)
Doubles	6	at Davidson (May 6)
Triples	2	vs. Presbyterian College (April 18)
	2	at Liberty (May 14)
Home Runs	3	at Longwood (March 27)
Total Bases	26	vs. Presbyterian College (April 18)
Walks	8	vs. UNCG (February 14)
	8	vs. LIU Brooklyn (March 7)
	8	at North Carolina A&T (April 8)
Strikeouts	13	at College of Charleston (March 13)
Stolen Bases	8	vs. Presbyterian College (April 17)
Hit By Pitch	5	at South Florida (February 28)
Sacrifice Hits	2	vs. LIU Brooklyn (March 7)
	2	vs. North Carolina Central (April 22)
	2	at Radford (April 26)
Sacrifice Flies	4	vs. Campbell (March 20)
Fielding		
Putouts	30	vs. LIU Brooklyn (March 7)
Assists	17	vs. LIU Brooklyn (March 7)
	17	at Winthrop (April 2)
Errors	6	at UNCG (February 13)
	6	at Longwood (March 29)
Passed Balls	3	vs. Coastal Carolina (April 12)
Double Plays Turned	3	Four Times (Last at Radford (April 26))

Pitching

Innings Pitched	10.0	vs. LIU Brooklyn (March 7)
Runs Allowed	17	at Davidson (May 6)
Earned Runs	11	at South Carolina (May 4)
Strikeouts	14	at Liberty (May 15)
Hits Allowed	21	at Davidson (May 6)
Walks Allowed	8	at Davidson (May 6)

Individual Game Highs

Batting		
At Bats	6	Seven Times (Last: Josh Spano at NC A&T (April 8))
Runs Scored	4	Dane McDermott vs. UNCG (February 14)
	4	Carson Jackson vs. Presbyterian College (April 18)
Hits	5	Brady Williamson at Charlotte (March 10)
RBIs	4	Cody Manzella vs. Elon (February 21)
	4	Tony Fortier-Bensen vs. Presbyterian College (April 18)
Doubles	2	Nine Times (Last: Chris Clare vs. Coastal Carolina (May 22))
Triples	1	14 Times (Last: Brady Williamson at Liberty (May 16))
Home Runs	2	Josh Greene at College of Charleston (March 13)
	2	Josh Spano at Winthrop (April 4)
Total Bases	8	Brady Williamson at Charlotte (March 10)
	8	Josh Greene at College of Charleston (March 13)
	8	Josh Spano at Winthrop (April 4)
Walks	3	Spencer Angelis vs. UNCG (February 14)
	3	Chris Clare vs. Davidson (March 24)
	3	Tony Fortier-Bensen at NC A&T (April 8)
Strikeouts	4	Tony Fortier-Bensen at Charlotte (March 10)
	4	Tony Fortier-Bensen at College of Charleston (March 13)
Stolen Bases	3	Carson Jackson vs. Presbyterian College (April 17)
Hit By Pitch	2	Hunter Lee at South Florida (February 28)
	2	Hunter Lee at College of Charleston (March 15)
	2	Cody Manzella vs. Presbyterian College (April 18)
Fielding		
Putouts	14	Four Times (Last: Josh Spano at Liberty (May 15))
Assists	8	Tony Fortier-Bensen at Winthrop (March 20)
Errors	3	Dane McDermott vs. Campbell (March 20)
	3	Dane McDermott at Longwood (March 29)
Passed Balls	3	Josh Spano vs. Coastal Carolina (April 12)

Pitching

Innings Pitched	9.0	Andre Scrubb vs. Liberty (May 19)
	9.0	Conor Lourey vs. Longwood (May 21)
Runs Allowed	9	John McGillicuddy at USF (February 27)
Earned Runs	6	Four Times (Last: Jace Herrera at Wake Forest (April 28))
Strikeouts	10	John McGillicuddy vs. Coastal Carolina (April 11)
	10	Conor Lourey vs. UNC Asheville (May 9)
	10	Andre Scrubb vs. Liberty (May 19)
Hits Allowed	9	Scot Hoffman vs. Campbell (March 22)
	9	Cas Silber at Longwood (March 28)
	9	John McGillicuddy vs. Presbyterian College (April 17)
Walks Allowed	5	John McGillicuddy at South Florida (February 27)
	5	Michael Hennessey at North Carolina (April 14)

Multiple Hit Games

Player	2	3	4	5+	Total	Career
Carson Jackson	15	4	1	-	20	20
Josh Greene	9	10	-	-	19	34
Josh Spano	12	5	-	-	17	66
Spencer Angelis	9	6	1	-	16	63
Chris Clare	6	6	1	-	13	28
Dane McDermott	7	4	1	-	12	54
Cody Manzella	9	2	-	-	11	29
Tony Fortier-Bensen	5	4	1	-	10	20
Brady Williamson	3	3	1	1	8	15
Hunter Lee	7	1	-	-	8	8
Spencer Brown	1	-	-	-	1	1
Peter Ripke	1	-	-	-	1	1

Multiple RBI Games

Player	2	3	4	5+	Total	Career
Josh Greene	10	2	-	-	12	20
Josh Spano	7	1	-	-	8	21
Carson Jackson	7	1	-	-	8	8
Spencer Angelis	6	1	-	-	7	23
Dane McDermott	6	-	-	-	6	16
Chris Clare	3	3	-	-	6	8
Tony Fortier-Bensen	3	1	1	-	5	9
Cody Manzella	2	1	1	-	4	14
Brady Williamson	4	-	-	-	4	6
Hunter Lee	3	-	-	-	3	3
Dominic Fazio	1	-	-	-	1	1
Peter Ripke	1	-	-	-	1	1

Hitting Streaks

Player	Longest	Current
Hunter Lee	17	-
Carson Jackson	15	1
Josh Greene	14	7
Spencer Angelis	13	-
Tony Fortier-Bensen	9	2
Chris Clare	8	8
Josh Spano	7	-
Cody Manzella	7	1
Brady Williamson	7	2
Dominic Fazio	4	-
Dane McDermott	4	-
Peter Ripke	3	-
Brenden Rivera	2	-
Tim Mansfield	2	-
Alexander Gross	1	-
Spencer Brown	1	-

Starts By Position

Pos. Name-Starts

P:	J. McGillicuddy-14; S. Hoffman-7; C. Silber-6; C. Lourey-6; T. Britton-5; M. Hennessey-4; J. Herrera-3; A. Scrubb-3; C. Jackson-2; W. Resnik-2
A:	Heinz-1; P. Ripke-1; G. Rogers-1
C:	J. Spano-43; S. Angelis-11; S. Brown-1
1B:	S. Angelis-33; C. Jackson-14; J. Spano-7; D. Fazio-1
2B:	C. Clare-47; H. Lee-8
3B:	H. Lee-34; D. McDermott-12; P. Ripke-8; D. Fazio-1
SS:	T. Fortier-Bensen-55
LF:	C. Manzella-29; C. Jackson-23; B. Williamson-3
CF:	J. Greene-49; D. McDermott-6
RF:	D. McDermott-28; C. Manzella-14; B. Williamson-13
DH:	B. Williamson-19; C. Jackson-14; S. Angelis-5; C. Manzella-5; D. Fazio-5
	A. Gross-3; B. Rivera-2; S. Hoffman-1; A. Scrubb-1

2015 Big South Conference Standings

Team	---Big South---		-----Overall-----				
	W-L	Pct.	W-L	Pct.	Home	Road	Neutral
Radford	20-4	.833	45-16	.738	19-5	17-10	9-1
Coastal Carolina	17-7	.708	39-21	.650	21-12	14-7	4-2
Winthrop	16-8	.667	40-19	.678	24-10	14-7	2-2
Liberty	16-8	.667	33-23	.589	21-9	12-10	0-4
High Point	14-10	.583	29-26	.527	14-7	13-14	2-5
Campbell	12-12	.500	32-25	.561	19-16	12-7	1-2
Charleston Southern	10-14	.417	23-30	.434	14-14	9-14	0-2
Longwood	9-15	.375	22-34	.393	9-10	10-18	3-6
Gardner-Webb	7-17	.292	22-31	.415	16-16	6-15	0-0
Presbyterian College	6-18	.250	27-28	.491	13-9	10-18	4-1
UNC Asheville	5-19	.208	21-34	.382	9-18	8-15	4-1

2015 Big South Awards

ALL-CONFERENCE FIRST TEAM

Cam McRae	C	Sr.	Presbyterian College
Josh Gardiner	IF	Sr.	Radford
Alex Close	IF	Sr.	Liberty
Tommy Houmard	IF	Sr.	UNC Asheville
Michael Paez	IF	So.	Coastal Carolina
Josh Greene	OF	So.	High Point
Anthony Marks	OF	Jr.	Coastal Carolina
Anthony Paulsen	OF	R-So.	Winthrop
Cole Hallum	UTL	Jr.	Campbell
Patrick Marshall	DH	Sr.	Radford
Jared Lyons	SP	Sr.	Liberty
Michael Boyle	SP	Jr.	Radford
Austin Kerr	SP	Sr.	Coastal Carolina
Ryan Meisinger	RP	Jr.	Radford

ALL-CONFERENCE SECOND TEAM

Steven Leonard	C	R-Jr.	Campbell
Spencer Angelis	IF	Sr.	High Point
Hunter Bryant	IF	Sr.	UNC Asheville
Brad Kaczka	IF	Sr.	Winthrop
Hunter Higgerson	IF	Sr.	Radford
Cedric Mullins	OF	Jr.	Campbell
Kyri Washington	OF	Jr.	Longwood
Shane Johnsonbaugh	OF	Jr.	Radford
Connor Owings	UTL	Jr.	Coastal Carolina
Matt Parrish	DH	Jr.	Campbell
Heath Bowers	SP	Sr.	Campbell
Matt Crohan	SP	So.	Winthrop
Andrew Tomasovich	SP	Jr.	Charleston Southern
Bobby Holmes	RP	Fr.	Coastal Carolina

ALL-CONFERENCE HONORABLE MENTION

Nate Blanchard	IF	So.	Charleston Southern
Alex Cunningham	RHP	R-So.	Coastal Carolina
Brian Dye	IF	Jr.	Charleston Southern
Jay Lizanich	IF	Sr.	Presbyterian College
Aaron Myers	RHP	Sr.	Longwood

PLAYER OF THE YEAR

Cole Hallum	OF/RP	Jr.	Campbell
-------------	-------	-----	----------

PITCHER OF THE YEAR

Jared Lyons	LHP	Sr.	Liberty
-------------	-----	-----	---------

FRESHMAN OF THE YEAR

Bobby Holmes	RHP	Coastal Carolina
--------------	-----	------------------

COACH OF THE YEAR

Joe Raccuia	Radford
-------------	---------

ALL-ACADEMIC TEAM

Matt Parrish	Jr.	Campbell
Robbie Streett	Sr.	Charleston Southern
Tyler Chadwick	Jr.	Coastal Carolina
Ryan Hodge	Sr.	Gardner-Webb
Will Resnik	Sr.	High Point
Alex Close	Sr.	Liberty
Kyri Washington	Jr.	Longwood
Jay Lizanich	Sr.	Presbyterian College
Josh Reavis	Sr.	Radford
Hunter Bryant	Sr.	UNC Asheville
Brad Kaczka	Sr.	Winthrop

SCHOLAR-ATHLETE OF THE YEAR

Alex Close	Sr.	Liberty
------------	-----	---------

2015 Big South Tournament

(at Boiling Springs, N.C.)

Tuesday, May 19

- #2 Coastal Carolina 10, #7 Charleston Southern 0
- #3 Winthrop 8, #6 Campbell 5
- #1 Radford 5, #8 Longwood 3
- #5 High Point 8, #4 Liberty 3

Wednesday, May 20

- #6 Campbell 8, #7 Charleston Southern 1
- #8 Longwood 4, #4 Liberty 3
- #2 Coastal Carolina 8, #3 Winthrop 0
- #1 Radford 4, #5 High Point 0

Thursday, May 21

- #3 Winthrop 2, #6 Campbell 1
- #5 High Point 1, #8 Longwood 0

Friday, May 22

- #1 Radford 4, #3 Winthrop 2
- #2 Coastal Carolina 9, #5 High Point 3

Saturday, May 23

- #1 Radford 5, #2 Coastal Carolina 4

ALL-TOURNAMENT TEAM

- Hunter Higgerson, Radford (MVP)
- Brad Keen, Radford
- Josh Reavis, Radford
- Michael Boyle, Radford
- Ryan Meisinger, Radford
- Michael Paez, Coastal Carolina
- Zach Remillard, Coastal Carolina
- GK Young, Coastal Carolina
- Tyler Chadwick, Coastal Carolina
- Brad Kaczka, Winthrop
- Anthony Paulsen, Winthrop
- Conor Lourey, High Point**
- Kyri Washington, Longwood



2015 Big South Conference Statistics

TEAM BATTING

##	Team	G	Avg	OBP	Slug	AB	R	H	2B	3B	HR	RBI	BB	SO	SB-SBA	S	SF
1.	Winthrop	59	.299	.376	.395	2012	362	601	87	19	23	322	225	390	64-91	42	31
2.	Campbell	57	.297	.364	.406	1898	299	563	92	10	32	262	127	309	117-149	62	27
3.	Presbyterian College	55	.290	.351	.381	1953	313	567	85	9	25	268	158	356	48-79	42	16
4.	Radford	61	.289	.386	.425	2038	402	589	122	12	44	362	259	467	94-134	50	35
5.	High Point	55	.283	.358	.387	1894	325	536	97	14	24	275	185	347	68-95	24	31
6.	Charleston Southern	53	.279	.356	.348	1850	251	516	74	7	13	215	187	325	45-63	59	23
7.	Coastal Carolina	60	.274	.375	.423	1978	405	542	99	5	62	361	269	423	75-108	63	32
8.	Longwood	56	.265	.336	.352	1913	268	506	67	10	27	235	177	438	86-111	41	14
9.	Liberty	56	.262	.352	.390	1891	291	495	85	19	40	253	212	470	73-102	27	12
10.	UNC Asheville	55	.258	.356	.369	1896	331	489	89	10	34	288	261	529	26-36	8	30
11.	Gardner-Webb	53	.236	.306	.327	1753	212	414	76	6	24	186	143	418	70-96	23	16

TEAM PITCHING

##	Team	G	ERA	BAvg	W-L	IP	H	R	ER	BB	SO	CG	HR	ShO	SV	BB/9	SO/9
1.	Campbell	57	3.48	.268	32-25	504.0	532	276	195	149	373	3	26	2	16	2.66	6.66
2.	High Point	55	3.65	.255	29-26	475.1	464	258	193	184	425	3	38	4	10	3.48	8.05
3.	Coastal Carolina	60	3.91	.259	39-21	536.0	530	294	233	202	461	0	28	5	9	3.39	7.74
4.	Gardner-Webb	53	3.92	.276	21-31	470.1	499	246	205	134	413	4	25	4	10	2.56	7.90
5.	Liberty	56	3.94	.250	33-23	495.2	459	247	217	205	419	6	29	6	9	3.72	7.61
6.	Radford	61	3.95	.255	45-16	540.2	524	276	237	180	439	0	35	1	20	3.00	7.31
7.	Winthrop	59	4.07	.280	40-19	524.1	570	283	237	169	434	3	38	4	14	2.90	7.45
8.	Charleston Southern	53	5.04	.280	23-28	480.0	515	312	269	207	471	2	35	3	9	3.88	8.83
9.	Presbyterian College	55	5.33	.295	27-28	485.0	567	342	287	225	380	0	40	0	12	4.18	7.05
10.	Longwood	56	5.45	.279	21-34	482.1	523	341	292	226	440	4	34	3	11	4.22	8.21
11.	UNC Asheville	55	6.52	.314	20-33	482.0	602	417	349	264	299	1	42	0	10	4.93	5.58

BATTING AVERAGE

##	Player-Team	G	Avg.
1.	Brad Kaczka-WU	57	.370
2.	Josh Gardiner-RU	45	.368
3.	Cam McRae-PC	55	.364
4.	Tommy Houmard-ASHE	55	.361
5.	Josh Greene-HPU	51	.355

DOUBLES

##	Player-Team	G	2B
1.	Hunter Higgerson-RU	60	25
2.	Cedric Mullins-CU	56	23
3.	Anthony Paulsen-WU	59	21
4.	Patrick Marshall-RU	59	20
5.	Shane Johnsonbaugh-RU	60	19

ERA

##	Player-Team	G	ERA
1.	Conor Lourey-HPU	17	1.51
2.	Jared Lyons-LU	16	1.99
3.	Michael Boyle-RU	16	2.48
4.	Nick Thayer-CU	15	2.58
5.	Victor Cole-LU	13	2.67

HITS

##	Player-Team	G	H
1.	Anthony Marks-CCU	60	83
2.	Cedric Mullins-CU	56	80
	Brad Kaczka-WU	57	80
4.	Anthony Paulsen-WU	59	79
	Cam McRae-PC	55	79

STOLEN BASES

##	Player-Team	G	SB
1.	Colton Konvicka-LW	56	30
2.	Steven Leonard-CU	55	29
3.	Cedric Mullins-CU	56	23
4.	Josh Gardiner-RU	45	18
	Michael Paez-CCU	59	18

WINS

##	Player-Team	G	W-L
1.	Michael Boyle-RU	16	10-3
2.	Shawn Clowers-LU	19	9-4
3.	Austin Kerr-CCU	17	8-1
	Jared Lyons-LU	16	8-2
	Josh Strong-WU	15	8-3
	Heath Bowers-CU	15	8-5

RUNS SCORED

##	Player-Team	G	R
1.	Cedric Mullins-CU	56	59
2.	Anthony Marks-CCU	60	58
	Michael Paez-CCU	59	58
4.	Joe Tietjen-ASHE	54	52
5.	Shane Johnsonbaugh-RU	60	50

WALKS

##	Player-Team	G	BB
1.	Connor Owings-CCU	60	45
2.	Patrick Marshall-RU	59	41
3.	Shane Johnsonbaugh-RU	60	38
4.	Anthony Paulsen-WU	59	34
5.	Casey Schroeder-CCU	54	33

INNINGS PITCHED

##	Player-Team	G	IP
1.	Aaron Myers-LW	16	106.1
2.	Micheal Boyle-RU	16	105.1
3.	Jared Lyons-LU	16	99.2
4.	Heath Bowers-CU	15	93.0
5.	Matt Fraudin-GWU	14	87.2

HOME RUNS

##	Player-Team	G	HR
1.	Kyri Washington-LW	54	15
2.	Casey Schroeder-CCU	54	13
3.	Hunter Bryant-ASHE	55	12
	Patrick Marshall-RU	59	12
	Cole Hallum-CU	47	12

ON-BASE PERCENTAGE

##	Player-Team	G	OBP
1.	Josh Gardiner-RU	45	.451
2.	Tommy Houmard-ASHE	55	.444
	Spencer Angelis-HPU	50	.444
4.	Josh Greene-HPU	51	.441
5.	Patrick Marshall-RU	59	.441

STRIKEOUTS

##	Player-Team	G	SO
1.	Aaron Myers-LW	16	115
2.	Matt Fraudin-GWU	14	109
3.	Jared Lyons-LU	16	100
4.	Sam Kmiec-WU	14	96
5.	Andrew Tomasovich-CSU	15	93

RBI

##	Player-Team	G	RBI
1.	Patrick Marshall-RU	59	59
2.	Hunter Higgerson-RU	60	53
3.	Kyri Washington-LW	54	52
4.	GK Young-CCU	60	49
5.	Cole Hallum-CU	47	48
	Connor Owings-CCU	60	48

SLUGGING PERCENTAGE

##	Player-Team	G	SLG
1.	Cole Hallum-CU	47	.599
2.	Patrick Marshall-RU	59	.592
3.	Hunter Bryant-ASHE	55	.575
4.	Cedric Mullins-CU	56	.549
5.	Kyri Washington-ASHE	54	.548

SAVES

##	Player-Team	APP	SV
1.	Ryan Meisinger-RU	31	17
2.	Joey Strain-WU	27	9
	Cole Hallum-CU	20	9
4.	Nick Schavone-ASHE	27	7
5.	Joe Goodman-HPU	20	6
	Alex Close	18	6

2015 Returning Player Career Statistics

TYLER BRITTON

Year	ERA	W-L	App-GS	CG	SHO	CBO	SV	IP	H	R	ER	BB	SO	2B	3B	HR	BF	B/Avg	WP	HBP	BK	SFA	SHA
2015	3.24	3-1	15-5	0	0	1	1	41.2	44	25	15	15	29	8	2	1	181	.275	1	3	0	2	1
TOTAL	3.24	3-1	15-5	0	0	1	1	41.2	44	25	15	15	29	8	2	1	181	.275	1	3	0	2	1

SPENCER BROWN

Year	Avg	GP-GS	AB	R	H	2B	3B	HR	RBI	TB	SLG%	BB	HBP	SO	GDP	OB%	SF	SH	SB-ATT	PO	A	E	FLD%
2015	.333	2-1	6	0	2	0	0	0	0	2	.333	0	0	3	0	.333	0	0	0-0	13	0	0	1.000
TOTAL	.333	2-1	6	0	2	0	0	0	0	2	.333	0	0	3	0	.333	0	0	0-0	13	0	0	1.000

CHRIS CLARE

Year	Avg	GP-GS	AB	R	H	2B	3B	HR	RBI	TB	SLG%	BB	HBP	SO	GDP	OB%	SF	SH	SB-ATT	PO	A	E	FLD%
2014	.310	52-49	174	28	54	5	0	0	22	59	.339	13	10	29	1	.385	3	6	0-1	102	143	6	.976
2015	.288	44-43	146	31	42	4	0	3	27	55	.377	21	7	12	2	.402	0	2	8-8	59	113	7	.961
TOTAL	.300	96-92	320	59	96	9	0	3	49	114	.356	34	17	41	3	.393	3	8	8-9	161	256	13	.970

DOMINIC FAZIO

Year	Avg	GP-GS	AB	R	H	2B	3B	HR	RBI	TB	SLG%	BB	HBP	SO	GDP	OB%	SF	SH	SB-ATT	PO	A	E	FLD%
2013	.343	21-11	35	8	12	0	0	1	4	15	.429	9	0	6	1	.477	0	0	0-0	3	0	0	1.000
2014	.208	34-13	53	10	11	0	0	0	4	11	.208	8	2	1	0	.328	1	4	0-0	1	0	0	1.000
2015	.242	19-7	33	7	8	2	0	1	4	13	.394	4	1	8	0	.333	1	2	0-1	17	2	1	.950
TOTAL	.256	74-31	121	25	31	2	0	2	12	39	.322	21	3	15	1	.374	2	6	0-1	21	2	1	.958

JOE GOODMAN

Year	ERA	W-L	App-GS	CG	SHO	CBO	SV	IP	H	R	ER	BB	SO	2B	3B	HR	BF	B/Avg	WP	HBP	BK	SFA	SHA
2012	2.32	5-1	27-0	0	0	2	2	54.1	40	19	14	19	58	3	0	1	227	.207	4	6	0	3	6
2013	0.37	3-0	24-0	0	0	2	4	24.1	22	4	1	9	25	4	0	0	103	.256	1	2	0	2	4
2015	2.00	0-2	18-0	0	0	1	6	18.0	11	7	4	8	27	2	0	1	75	.175	7	3	0	1	0
TOTAL	1.77	8-3	69-0	0	0	5	12	96.2	73	30	19	36	110	9	0	2	405	.213	12	11	0	6	10

JOSH GREENE

Year	Avg	GP-GS	AB	R	H	2B	3B	HR	RBI	TB	SLG%	BB	HBP	SO	GDP	OB%	SF	SH	SB-ATT	PO	A	E	FLD%
2014	.276	51-46	196	32	54	10	4	2	30	78	.398	19	11	58	0	.368	2	0	9-12	109	2	2	.982
2015	.351	47-45	171	33	60	7	2	6	35	89	.520	24	5	32	0	.438	3	0	13-17	113	4	4	.967
TOTAL	.311	98-91	367	65	114	17	6	8	65	167	.455	43	16	90	0	.401	5	0	22-29	222	6	6	.974

AUSTIN HEINZ

Year	ERA	W-L	App-GS	CG	SHO	CBO	SV	IP	H	R	ER	BB	SO	2B	3B	HR	BF	B/Avg	WP	HBP	BK	SFA	SHA
2015	1.42	0-0	5-1	0	0	0	0	6.1	6	2	1	2	4	2	0	0	26	.261	0	0	0	0	1
TOTAL	1.42	0-0	5-1	0	0	0	0	6.1	6	2	1	2	4	2	0	0	26	.261	0	0	0	0	1

MICHAEL HENNESSEY

Year	ERA	W-L	App-GS	CG	SHO	CBO	SV	IP	H	R	ER	BB	SO	2B	3B	HR	BF	B/Avg	WP	HBP	BK	SFA	SHA
2015	2.92	2-5	14-3	1	0	0	0	37.0	32	16	12	16	26	7	0	5	159	.232	3	3	0	1	1
TOTAL	2.92	2-5	14-3	1	0	0	0	37.0	32	16	12	16	26	7	0	5	159	.232	3	3	0	1	1

SCOT HOFFMAN

Year	ERA	W-L	App-GS	CG	SHO	CBO	SV	IP	H	R	ER	BB	SO	2B	3B	HR	BF	B/Avg	WP	HBP	BK	SFA	SHA
2015	6.26	2-4	13-7	0	0	1	0	46.0	61	37	32	12	39	11	1	5	222	.305	6	7	1	0	3
TOTAL	6.26	2-4	13-7	0	0	1	0	46.0	61	37	32	12	39	11	1	5	222	.305	6	7	1	0	3

CARSON JACKSON

Year	Avg	GP-GS	AB	R	H	2B	3B	HR	RBI	TB	SLG%	BB	HBP	SO	GDP	OB%	SF	SH	SB-ATT	PO	A	E	FLD%
2015	.313	49-47	182	37	57	12	0	1	32	72	.396	14	5	31	0	.371	4	0	6-11	120	9	5	.963
TOTAL	.313	49-47	182	37	57	12	0	1	32	72	.396	14	5	31	0	.371	4	0	6-11	120	9	5	.963

2015 Returning Player Career Statistics

JEREMY JOHNSON

Year	ERA	W-L	App-GS	CG	SHO	CBO	SV	IP	H	R	ER	BB	SO	2B	3B	HR	BF	B/Avg	WP	HBP	BK	SFA	SHA
2014	4.50	0-0	18-0	0	0	0	0	8.0	9	4	4	6	7	1	0	0	40	.290	1	1	0	1	1
2015	4.05	0-0	12-0	0	0	1	0	6.2	10	8	3	6	7	0	0	1	37	.333	0	0	0	0	1
TOTAL	4.30	0-0	30-0	0	0	1	0	14.2	19	12	7	12	14	1	0	1	77	.311	1	1	0	1	2

HUNTER LEE

Year	Avg	GP-GS	AB	R	H	2B	3B	HR	RBI	TB	SLG%	BB	HBP	SO	GDP	OB%	SF	SH	SB-ATT	PO	A	E	FLD%
2015	.232	45-41	164	32	38	12	0	1	19	53	.323	22	6	24	0	.340	2	0	7-9	27	78	10	.913
TOTAL	.232	45-41	164	32	38	12	0	1	19	53	.323	22	6	24	0	.340	2	0	7-9	27	78	10	.913

TIM MANSFIELD

Year	Avg	GP-GS	AB	R	H	2B	3B	HR	RBI	TB	SLG%	BB	HBP	SO	GDP	OB%	SF	SH	SB-ATT	PO	A	E	FLD%
2014	.302	17-12	43	7	13	0	1	0	2	15	.349	8	2	9	1	.418	2	1	1-3	23	0	0	1.000
2015	.143	14-0	14	1	2	0	0	0	0	2	.143	2	0	4	2	.250	0	0	1-2	3	0	1	.750
TOTAL	.263	31-12	57	8	15	0	1	0	2	17	.298	10	2	13	3	.380	2	1	2-5	26	0	1	.963

BAILEY MCKEE

Year	ERA	W-L	App-GS	CG	SHO	CBO	SV	IP	H	R	ER	BB	SO	2B	3B	HR	BF	B/Avg	WP	HBP	BK	SFA	SHA
2015	9.64	0-0	3-0	0	0	0	0	4.2	7	8	5	5	4	1	0	1	26	.350	0	0	0	1	0
TOTAL	9.64	0-0	3-0	0	0	0	0	4.2	7	8	5	5	4	1	0	1	26	.350	0	0	0	1	0

PETER RIPKE

Year	Avg	GP-GS	AB	R	H	2B	3B	HR	RBI	TB	SLG%	BB	HBP	SO	GDP	OB%	SF	SH	SB-ATT	PO	A	E	FLD%
2014	.000	5-0	2	1	0	0	0	0	0	0	.000	0	1	2	0	.333	0	0	0-0	0	6	0	1.000
2015	.217	13-5	23	2	5	2	0	0	5	7	.304	2	1	7	0	.308	0	0	0-0	6	7	2	.867
TOTAL	.200	18-5	25	3	5	2	0	0	5	7	.280	2	2	9	0	.310	0	0	0-0	6	13	2	.905

Year	ERA	W-L	App-GS	CG	SHO	CBO	SV	IP	H	R	ER	BB	SO	2B	3B	HR	BF	B/Avg	WP	HBP	BK	SFA	SHA
2014	3.34	1-0	9	7	0	0	0	32.1	37	16	12	8	12	5	0	2	138	.298	1	1	2	3	2
2015	7.36	0-1	6	1	0	0	0	7.1	7	6	6	3	3	1	0	2	29	.269	0	0	0	0	0
TOTAL	4.08	1-1	15	8	0	0	0	39.2	44	22	18	11	15	6	0	4	167	.293	1	1	2	3	2

GAGE ROGERS

Year	ERA	W-L	App-GS	CG	SHO	CBO	SV	IP	H	R	ER	BB	SO	2B	3B	HR	BF	B/Avg	WP	HBP	BK	SFA	SHA
2015	3.12	1-0	9-1	0	0	0	0	8.2	8	3	3	5	7	0	0	2	40	.242	0	1	0	1	0
TOTAL	3.12	1-0	9-1	0	0	0	0	8.2	8	3	3	5	7	0	0	2	40	.242	0	1	0	1	0

ANDRE SCRUBB

Year	ERA	W-L	App-GS	CG	SHO	CBO	SV	IP	H	R	ER	BB	SO	2B	3B	HR	BF	B/Avg	WP	HBP	BK	SFA	SHA
2014	5.22	2-5	14-12	0	0	0	0	58.2	45	37	34	41	47	3	1	6	259	.220	6	7	0	4	2
2015	2.40	5-1	18-2	0	0	3	1	45.0	31	15	12	17	38	7	1	1	182	.195	10	2	0	3	1
TOTAL	3.99	7-6	32-14	0	0	3	1	103.2	76	52	46	58	85	10	2	7	441	.209	16	9	0	7	3

ZACH VANDERGRIFT

Year	Avg	GP-GS	AB	R	H	2B	3B	HR	RBI	TB	SLG%	BB	HBP	SO	GDP	OB%	SF	SH	SB-ATT	PO	A	E	FLD%
2014	.235	11-1	17	3	4	0	0	0	1	4	.235	1	3	6	0	.381	0	0	0-0	9	4	0	1.000
TOTAL	.235	11-1	17	3	4	0	0	0	1	4	.235	1	3	6	0	.381	0	0	0-0	9	4	0	1.000

AUSTEN ZENTE

Year	Avg	GP-GS	AB	R	H	2B	3B	HR	RBI	TB	SLG	BB	HBP	SO	GDP	OB%	SF	SH	SB-ATT	PO	A	E	FLD%
2015	.000	10-0	6	4	0	0	0	0	0	0	.000	0	0	1	0	.000	0	0	1-1	3	0	0	1.000
TOTAL	.000	10-0	6	4	0	0	0	0	0	0	.000	0	0	1	0	.000	0	0	1-1	3	0	0	1.000

HPU Awards/Honors

ALL-BIG SOUTH FIRST TEAM

2001	Michael Lowman
2006	Mark Shorey
	Chris Norwood
2009	Billy Alvino
	Alfie Wheeler
2010	Nate Roberts
	Matt Gantner
2011	Steve Antolik
2013	Spencer Angelis
2014	Spencer Angelis
2015	Josh Greene

ALL-BIG SOUTH SECOND TEAM

2000	Buddy Webb
2002	Ryan Thiede
2006	Billy Alvino
	Eammon Portice
2007	Eammon Portice
	Alfie Wheeler
	Robby Kuzdale
2008	Bubba O'Donnell
	Randy Schwartz
2010	Jaime Schultz
2011	Cody Allen
2013	Ryan Retz
	Jacob Newberry
2014	Josh Spano
	Dane McDermott
	John McGillicuddy
2015	Spencer Angelis

ALL-BIG SOUTH HM

2014	Josh Greene
------	-------------

PLAYER OF THE YEAR

2006	Mark Shorey
2010	Nate Roberts

FRESHMAN OF THE YEAR

2007	Robby Kuzdale
------	---------------

COACH OF THE YEAR

2006	Sal Bando, Jr.
------	----------------

BIG SOUTH ALL-TOURNAMENT

2002	John Cavanaugh
2006	Billy Alvino
	Jeff Cowan
2009	Bill Manion
2010	Mike Mercurio
	Pablo Rosario
2012	Spencer Angelis
	Devin Bujnovsky
	Ryan Retz
2014	Kyle Brandenburg
	Brady Williamson
	Cody Manzella
2015	Conor Lourey

BIG SOUTH ALL-ACADEMIC

2000	Bryan Meadows
2001	Kevin Burch
2002	Kevin Burch
2003	Kevin Burch
2004	Travis Motsinger
2005	Chris Ramirez
2006	Matt Christie
2007	Billy Alvino
2008	Billy Alvino
2009	Alfie Wheeler
2010	Sal Pezzino
2011	Spencer Andrews
2012	Sean Wilson
2013	Will Resnik
2014	John McGillicuddy
2015	Will Resnik

PLAYER OF THE WEEK

Ryan Retz	Twice
Randy Schwartz	Twice
Spencer Angelis	Once
Steve Antolik	Once
Jeff Cowan	Once
Matt Gantner	Once
Dane McDermott	Once
Willie Medina	Once
Chris Norwood	Once
Nate Roberts	Once
Pablo Rosario	Once
Alfie Wheeler	Once

PITCHER OF THE WEEK

Eammon Portice	4 times
Matt Armstead	Twice
Cody Allen	Once
Tom Boleska	Once
Drew Dades	Once
Riley Gostisha	Once
Bubba O'Donnell	Once
Jaime Schultz	Once

ABCA ALL-AMERICA

2006	Mark Shorey (3rd)
2010	Nate Roberts (2nd)

ABCA ALL-ATLANTIC REGION

2006	Mark Shorey (1st)
2010	Nate Roberts (1st)

BASEBALL AMERICA

ALL-AMERICA	
2010	Nate Roberts (3rd)

COLLEGIATE BASEBALL

ALL-AMERICA	
2006	Mark Shorey (3rd)
	Billy Alvino (freshmen)
2007	Robby Kuzdale (freshmen)
2012	Joe Goodman (freshmen)
	Ryne Rush (freshmen)

NCBWA

ALL-AMERICA	
2010	Nate Roberts (3rd)

NCCSIA

ALL-STATE	
2006	Mark Shorey
2010	Nate Roberts
	Matt Gantner
2011	Steve Antolik
2013	Joe Goodman
	Ryan Retz
	Josh Spano
2014	Spencer Angelis
	Conor Lourey
	John McGillicuddy
	Cas Silber
	Josh Greene
2015	Spencer Angelis
	Joe Goodman
	Josh Greene
	Conor Lourey

PING! BASEBALL ALL-PING! FRESHMEN TEAM

2007	Robby Kuzdale (3rd)
------	---------------------

PING! BASEBALL ALL-AMERICA

2010	Nate Roberts (3rd)
------	--------------------



Ron Slinger set the High Point record with 20 strikeouts in 13-1 win over Winston-Salem State in 1972.

JOHNNY BENCH AWARD WATCH LIST

2007	Billy Alvino
2008	Billy Alvino
2009	Billy Alvino (Semifinalist)
2010	Kyle Mahoney
2011	Kyle Mahoney
2013	Josh Spano
2014	Josh Spano
2015	Josh Spano

JOHN OLERUD AWARD WATCH LIST

2013	Ryan Retz
------	-----------

STOPPER OF THE YEAR AWARD WATCH LIST

2013	Joe Goodman
2014	Joe Goodman
2015	Joe Goodman

LOUISVILLE SLUGGER NATIONAL PLAYER OF THE WEEK

2014	Cas Silber (5/12)
------	-------------------

COLLEGEBASEBALL360.COM WEEKLY HONOR ROLL

2010	Nate Roberts (3/23)
2011	Ryan Retz (4/28)


NAIA ALL-AMERICANS

1969	Don Hickey
1972	Bob Worthington (hm)
1974	Otis Foster
	Danny Goins (hm)
1975	Otis Foster
	Dan England (hm)
1976	Dan England (2nd)
	Terry Terrill (2nd)
1977	Joel Swope (3rd)
1978	Jim Mugele
	Joe Gabriano (hm)
	Gerald Culler (hm)



Nate Roberts

HPU Awards/Honors



HPU infielder and pitcher **Richard Broadus Culler** went on to play for the Athletics, White Sox, Braves, Cubs and Giants from 1936-49.

- Jay Schwamberger (hm)
- 1979 Danny Wilbur (hm)
- 1982 Ken Carter
- 1985 John Carty

NAIA ALL-STATE

- 1969 Mark Gebicke
- Nick Perlozzo
- 1972 Dean Boger
- Robbie Cecil
- Bob Worthington
- 1973 Bob Worthington
- 1976 Dan England
- 1977 Joel Swope
- Tony Waite
- 1978 Jim Mugele
- 1981 Neil Van Asch

NAIA ALL-DISTRICT

- 1959 Joe Guzinski
- 1969 Mark Gebicke
- Don Hickey
- Joe Kaub
- 1970 Jack Curling
- Mark Gebicke
- Dave Mitchum
- Nick Perlozzo
- Ron Slingerman

- 1972 Robbie Cecil
- 1973 Dean Boger
- Otis Foster
- Bill Updegraff
- Bob Worthington
- 1974 Al Brumfield
- Otis Foster
- Bobby Goins
- 1975 Dan England
- Otis Foster
- 1976 Dan England
- Terry Terrill
- 1977 Jim Mugele
- Bill Sorrell
- Joel Swope
- Tony Waite
- 1978 Gerald Culler
- Joe Garbarino
- Jim Mugele
- Jay Schwamberger
- Danny Wilbur
- 1979 Joe Garbarino
- Tim Reid
- Jay Schwamberger
- Danny Wilbur
- 1980 Tim Reid
- 1981 Neil Van Asch
- 1982 Craig Humbert
- 1983 John Carty
- Craig Humbert
- 1985 John Carty
- Tom Gamble
- 1986 Chuck Willard
- Ernie Donaldson
- 1987 Chuck Willard
- David Hooker
- Brian Kemp
- Anthony Morrison
- 1990 Chris Chatterton

ALL-NORTH STATE CONFERENCE


- 1957 Bill Beasley
- Harold Watson
- 1959 Joe Guzinski
- 1962 Larry Nolan



Mark Shorey

ALL-CAROLINAS CONFERENCE

- 1965 Joe Forte
- 1969 Mark Gebicke
- Don Hickey
- Joe Kaub
- Dave Mitchum
- Nick Perlozzo
- Ron Slingerman
- 1970 Mark Gebicke
- David Mitcham
- Scott Morgan
- Nick Perlozzo
- Ron Slingerman
- 1971 Dean Boger
- Mark Gebicke
- Robbie Mitchell
- Dave Mitchum
- Ron Slingerman
- Bob Worthington
- 1972 Dean Boger
- Robbie Cecil
- Ron Slingerman
- Bob Worthington
- 1973 Dean Boger
- Otis Foster
- Joe Turnbull
- Bill Updegraff
- Bob Worthington
- 1974 Al Brumfield
- Otis Foster
- Bobby Goins
- Burke Suter
- 1975 Dan England
- Otis Foster
- Bill Sorrell
- Steve Bowen
- Charlie Burrell
- Dan England
- Ronnie Smith
- Terry Terrill
- 1977 Bill Sorrell
- Joel Swope
- Tony Waite
- 1978 Gerald Culler
- Joe Gabriano
- Jim Mugele
- Jay Schwamberger
- Tony Waite
- Danny Wilbur
- 1979 Jayson Crump
- Joe Gabriano
- Tim Reid
- Jay Schwamberger
- Danny Wilbur
- 1980 Jayson Crump
- Tim Reid
- 1981 Neil Van Asch
- Ken Carter
- Bob Hearon
- 1982 Stan Crews
- Craig Humbert
- 1983 John Carty
- Craig Humbert
- 1985 John Carty
- Tom Gamble
- 1986 Scott Carter
- David Hooker
- Barry Kellam
- 1987 Brian Kemp
- 1989 Chris Chatterton



1962 Panthers

Annual Hitting/Pitching Stats

YEARLY BATTING STATISTICS

Year	W/L	AVG	R	H	RBI	2B	3B	HR	K	BB
1972	34-9	.311	325	452	281	73	11	54	373	245
1973	32-11	.286	295	407	273	66	6	58	232	203
1974	32-10									
1975	42-6	.289	375	455	313	70	11	77		
1976	34-13	.305	345	469	285	86	12	49		
1977	37-12	.289	395	479	330	72	11	71		
1978	32-9	.336	407	500	333	78	14	73		
1979	38-15-1	.275	343	479	289	92	11	46		213
1980	21-18	.283	225	349	186	60	5	25		157
1981	22-15	.286	281	329	221	44	5	55		158
1982	29-13	.296	309	422	271	69	13	42		188
1983	23-13	.292	224	339	208	49	8	39	137	167
1984	11-21	.262	149	283	147	43	6	18	114	98
1985	31-15	.315	270	447	256	80	18	20	181	206
1986	27-12-1	.319	288	426	260	65	12	26	148	223
1987	27-12	.310	289	369	251	84	15	41	146	164
1988	13-28	.276	212	343	169	59	10	18	265	148
1989	22-15	.268	210	324	176	58	13	21	174	145
1990	32-18	.301	289	468	262	89	12	29	187	165
1991	17-24	.274	162	346	137	65	9	17	175	106
1992	15-28	.271	197	372	173	72	17	20	241	167
1993	20-23	.259	214	332	182	68	8	23	197	149
1994	11-30	.242	142	315	125	51	6	10	248	119
1995	15-22	.257	162	313	132	66	6	16	210	121
1996	11-29	.251	154	300	132	61	8	10	261	100
1997	9-34	.256	185	352	170	30	7	12	276	115
1998	19-21	.284	243	385	204	74	14	19	218	169
1999	11-39-1	.288	294	496	264	110	9	37	369	166
2000	22-36-1	.248	248	474	217	83	19	34	407	155
2001	21-33	.265	282	478	249	88	14	43	336	138
2002	26-31	.269	301	488	280	85	13	41	369	229
2003	14-37	.240	217	401	191	77	4	23	367	148
2004	11-44	.262	279	494	243	91	7	39	401	171
2005	19-36	.267	298	495	267	90	9	37	387	236
2006	27-32	.290	309	592	275	96	9	45	328	212
2007	27-30	.300	346	590	312	93	12	28	266	205
2008	20-33	.277	284	503	244	94	6	22	310	176
2009	21-32	.317	340	605	298	118	5	22	302	187
2010	31-29	.334	526	713	427	133	11	56	347	250
2011	24-32	.285	303	542	272	104	3	20	335	171
2012	28-31	.270	310	536	268	104	5	15	297	196
2013	29-29	.296	321	611	291	105	10	12	310	174
2014	33-22	.280	293	548	252	75	11	19	329	174
2015	29-26	.283	325	536	275	97	14	24	347	185

YEARLY PITCHING STATISTICS

Year	W/L	ERA	IP	H	2B	3B	HR	K	BB	OPP	AVG
1972	34-9	2.67	387.1	310	32	8	8	409	213		.219
1973	32-11	3.00	374.2	322	39	3	34	319	193		.227
1974	32-10										
1975	42-6	3.18	409.2	335					324	160	
1976	34-13	3.49	387.2						329	151	
1977	37-12	3.78	411.2	374					311	158	
1978	32-9	3.96	358.1	331					254	158	
1979	38-15-1	3.38	448	365					337	174	
1980	21-18	4.51	309.1	295					244	159	
1981	22-15	5.44	293	278					219	164	
1982	29-13	4.18	355.2	324					202	213	
1983	23-13	4.47	294.1	279	51	10	33	177	169		
1984	11-21	6.55	268	329	57	8	23	122	191		
1985	31-15	4.32	371	341	55	9	18	256	259		
1986	27-12-1	4.20	334	352	66	12	19	236	198		
1987	27-12	3.96	307	298	38	4	32	232	177		
1988	13-28	7.28	320	399	71	11	41	191	233		
1989	22-15	3.54	320.1	282	43	11	12	214	133		
1990	32-18	3.74	411	367	55	5	29	277	178		
1991	17-24	4.25	334.1	330	60	8	18	220	146		
1992	15-28	4.99	358.2	391	60	13	30	213	158		
1993	20-23	5.97	333.1	366	82	16	28	187	149	.269	
1994	11-30	5.17	350	389	66	11	30	200	145	.274	
1995	15-22	4.68	325.1	342	68	13	22	199	135	.272	
1996	11-29	5.43	310	357	54	23	21	183	164	.288	
1997	9-34	6.50	340.2	415	71	17	37	210	166	.303	
1998	19-21	6.57	341	401	62	11	41	218	172	.292	
1999	11-39-1	10.13	408.2	643	135	15	73	259	248	.363	
2000	22-36-1	6.24	490	599	112	24	39	272	240	.309	
2001	21-33	6.78	451	590	108	25	48	253	218	.326	
2002	26-31	5.97	469	632	98	21	37	330	165	.319	
2003	14-37	6.83	428.1	507	96	11	34	278	257	.297	
2004	11-44	7.38	465.2	630	135	17	46	309	259	.321	
2005	19-36	6.16	476	590	98	15	47	372	281	.311	
2006	27-32	5.58	517.1	592	134	10	47	382	248	.288	
2007	27-30	4.93	500.0	529	106	14	35	422	225	.273	
2008	22-30	6.05	460.0	554	101	14	50	309	199	.304	
2009	21-32	7.39	468.2	679	140	12	69	308	226	.345	
2010	31-29	6.91	526.0	712	127	9	69	402	293	.331	
2011	24-32	5.40	489.2	583	126	17	24	363	214	.300	
2012	28-31	4.63	523.1	570	96	9	26	376	219	.280	
2013	29-29	3.91	524.2	538	95	13	18	415	203	.270	
2014	33-22	3.24	499.1	403	64	8	21	384	254	.227	
2015	29-26	3.65	475.1	464	83	10	38	425	184	.255	



Roy Cockerham, Tony Lisk, Bobby Joe Dennis



Year-by-Year Leaders Since 2000

BATTING AVERAGE

Year	Player	Avg.
2000	Michael Lowman	.336
2001	Matt O'Niell	.319
2002	John Cavanaugh	.340
2003	Rey Rojas	.288
2004	Seby Renta	.315
2005	Mark Shorey	.328
2006	Mark Shorey	.408
2007	Jeff Cowan	.339
2008	Randy Schwartz	.335
2009	Billy Alvino	.400
	Alfie Wheeler	.400
2010	Nate Roberts	.416
2011	Steve Antolik	.374
2012	Sal Pezzino	.362
2013	Ryan Retz	.347
2014	Spencer Angelis	.390
2015	Josh Greene	.355

HITS

Year	Player	Hits
2000	John Cavanaugh	65
2001	Michael Lowman	71
2002	John Cavanaugh	72
2003	Rey Rojas	55
2004	Rey Rojas	68
2005	Chris Ramirez	67
2006	Mark Shorey	87
2007	Randy Schwartz	76
2008	Randy Schwartz	69
2009	Billy Alvino	84
2010	Matt Gantner	88
2011	Steve Antolik	83
2012	Ryne Rush	72
2013	Ryan Retz	77
2014	Spencer Angelis	83
2015	Josh Greene	66

RUNS

Year	Player	Runs
2000	John Cavanaugh	47
2001	Chris Vinar	39
2002	John Cavanaugh	50
2003	Rey Rojas	28
	Kemp Smith	28
2004	Rey Rojas	45
2005	Chris Ramirez	44
2006	Chris Norwood	55
2007	Robby Kuzdale	61
2008	Jeff Cowan	36
2009	Alfie Wheeler	58
2010	Nate Roberts	88
2011	Steve Antolik	47
2012	Sean Wilson	48
2013	Willie Medina	51
2014	Spencer Angelis	37
2015	Carson Jackson	40

RUNS BATTED IN

Year	Player	RBI
2000	Buddy Webb	41
2001	John Cavanaugh	39
2002	Andy Harney	55
2003	Rey Rojas	27
2004	Corey Stang	32
2005	Bobby Brown	44
	Jeremy Neyra	44
2006	Mark Shorey	62
2007	Randy Schwartz	57
2008	Billy Alvino	35
2009	Bill Manion	48
2010	Matt Gantner	71

2011	Steve Antolik	44
2012	Ryan Retz	43
2013	Ryan Retz	39
2014	Spencer Angelis	37
2015	Josh Greene	37

DOUBLES

Year	Player	2B
2000	Andy Harney	13
2001	Michael Lowman	16
2002	John Cavanaugh	18
2003	Kemp Smith	16
2004	Rey Rojas	15
2005	Chris Ramirez	13
2006	Mark Shorey	19
2007	Randy Schwartz	16
2008	Randy Schwartz	16
2009	Billy Alvino	18
2010	Max Fulginiti	25
	Matt Gantner	25
2011	Steve Antolik	20
2012	Ryne Ruush	17
2013	Ryan Retz	18
2014	Spencer Angelis	15
2015	Three Tied	13

TRIPLES

Year	Player	3B
2000	John Cavanaugh	5
2001	Andy Harney	3
	Kemp Smith	3
2002	Andy Harney	3
2003	4 tied	1
2004	7 tied	1
2005	Dustin Holtzman	3
2006	Chris Norwood	3
2007	J. Williams	3
	Robby Kuzdale	3
2008	Robby Kuzdale	2
2009	Pablo Rosario	2
2010	Pablo Rosario	2
2011	3 tied	1
2012	5 tied	1
2013	Willie Medina	2
	Mike Miedzianowski	2
2014	Josh Greene	4
2015	Cody Manzella	5

HOME RUNS

Year	Player	HR
2000	Buddy Webb	12
2001	John Cavanaugh	10
2002	Andy Harney	13
2003	Kemp Smith	7
2004	Rey Rojas	9
2005	Josh Cotten	10
2006	Mark Shorey	20
2007	Randy Schwartz	9
2008	Randy Schwartz	9
2009	Bill Manion	4
2010	Nate Roberts	19
2011	Ryan Retz	7
2012	Ryan Retz	4
2013	Ryan Retz	6
2014	Three Tied	3
2015	Josh Greene	7

STOLEN BASES

Year	Player	SB
2000	John Cavanaugh	12
2001	Chris Vinar	22
2002	John Cavanaugh	17
2003	Rey Rojas	19

2004	Rey Rojas	35
2005	Chris Ramirez	17
2006	Chris Norwood	16
2007	Robby Kuzdale	18
2008	Robby Kuzdale	11
	Pablo Rosario	11
2009	Pablo Rosario	11
2010	Nate Roberts	36
2011	Mike Mercurio	9
2012	Willie Medina	19
2013	Willie Medina	10
2014	Josh Greene	9
2015	Josh Greene	13

WINS

Year	Player	Wins
2000	4 Tied	4
2001	Kevin Burch	7
2002	Kevin Burch	6
2003	Kevin Burch	5
2004	Matt Kniginzky	4
2005	Eammon Portice	6
2006	Eammon Portice	7
2007	Eammon Portice	6
2008	Bubba O'Donnell	4
2009	Jeremy Berg	4
	Jamie Serber	4
2010	Jamie Serber	6
2011	Mike Caldwell	5
2012	Ryan Retz	6
2013	Jared Avidon	6
2014	Conor Lourey	9
2015	Andre Scrubb	6

EARNED RUN AVERAGE

Year	Player	ERA
2000	Jason Brennan	2.99
2001	Jason Brennan	5.08
2002	David White	4.03
2003	Kevin Burch	3.33
2004	Matt Christie	4.96
2005	Matt Kniginzky	3.23
2006	Eammon Portice	3.86
2007	Tom Boleska	3.16
2008	RJ Chlebnikow	2.17
2009	Jeremy Berg	1.88
2010	Jaime Schultz	4.84
2011	Cody Allen	3.12
2012	Joe Goodman	2.32
2013	Jacob Newberry	3.10
2014	Conor Lourey	1.48
2015	Conor Lourey	1.51

STRIKEOUTS

Year	Player	SO
2000	Chris Chandler	53
2001	David White	59
2002	David White	71
2003	Kevin Burch	55
2004	Matt Kniginzky	74
2005	Eammon Portice	90
2006	Eammon Portice	112
2007	Eammon Portice	120
2008	Bubba O'Donnell	61
2009	Jeremy Berg	47
2010	Jaime Schultz	68
2011	Cody Allen	89
2012	Joe Goodman	58
2013	Jacob Newberry	78
2014	Conor Lourey	70
2015	Conor Lourey	72

INNINGS PITCHED

Year	Player	IP
2000	Chris Chandler	82.0
2001	Kevin Burch	93.2
2002	Kevin Burch	96.2
2003	Kevin Burch	102.2
2004	Matt Kniginzky	96.1
2005	Eammon Portice	94.1
2006	Eammon Portice	109.2
2007	Eammon Portice	105.0
2008	Ryan Basham	69.0
2009	RJ Chlebnikow	69.1
	Jamie Serber	69.1
2010	Jamie Serber	86.1
2011	Cody Allen	83.2
2012	Ryan Retz	80.0
2013	Jacob Newberry	88.0
2014	John McGillicuddy	102.1
2015	John McGillicuddy	82.2

APPEARANCES

Year	Player	App.
2000	Jason Brennan	29
2001	Jason Brennan	28
2002	Chris Chandler	27
2003	Travis Motsinger	19
	Mark Shorey	19
2004	Clayton Gordner	25
2005	Matt Kniginzky	25
2006	Chris Marks	24
2007	RJ Chlebnikow	30
2008	Bubba O'Donnell	31
2009	Jeremy Berg	27
2010	Corey Swickle	27
2011	Spencer Andrews	23
2012	Joe Goodman	27
	Will Resnik	27
2013	Joe Goodman	24
2014	Conor Lourey	27
2015	Will Resnik	21

SAVES

Year	Player	SV
2000	Jason Brennan	10
2001	Jason Brennan	8
2002	Chris Chandler	10
2003	Mark Shorey	5
2004	Mark Shorey	3
2005	Matt Kniginzky	7
2006	Bubba O'Donnell	5
2007	Tom Boleska	7
2008	Bubba O'Donnell	8
2009	Jeremy Berg	5
2010	Mikel Rodenberg	8
2011	Ryan Retz	2
2012	Jaime Schultz	6
2013	Malcolm Clapsaddle	4
	Joe Goodman	4
2014	John Maloney	9
2015	Joe Goodman	6


All-Time Hitting Records

Games Played, Season

1.	60	Matt Gantner	2010
	60	Max Fulginiti	2010
3.	59	Devin Bujnovsky	2012
	59	Ryan Retz	2012
	59	Nate Roberts	2010
	59	Murray White IV	2010
	59	Kyle Mahoney	2010
	59	Jeff Cowan	2006
	59	Dustin Holtzman	2006
	59	Randy Schwartz	2006
	59	Buddy Webb	2006

Games Played, Career

1.	220	Jeff Cowan	2006-09
2.	214	John Cavanaugh	1999-02
3.	210	Randy Schwartz	2005-08
	210	Andy Harney	1999-02
5.	207	Dane McDermott	2012-15
	207	Kemp Smith	2000-03
7.	206	Alfie Wheeler	2006-09
8.	202	Josh Spano	2012-15
9.	200	Colin Cronin	2000-03
10.	197	Kyle Mahoney	2008-11



Chuck Williard

Batting Average, Season

• Minimum 100 at-bats

1.	.476	Otis Foster	1975
2.	.442	John Carty	1985
3.	.416	Nate Roberts	2010
4.	.415	Barry Kellam	1986
5.	.410	Corey Lea	1992
6.	.408	Mark Shorey	2006
7.	.400	Billy Alvino	2009
	.400	Alfie Wheeler	2009
	.400	Orlando Barrios	1990
	.400	Jim Mugele	1978

Batting Average, Career

• Minimum 200 at-bats and two seasons

1.	.404	Barry Kellam	1985-86
2.	.380	Otis Foster	1973-75
3.	.364	John Carty	1982-85
4.	.362	Tony Waite	1977-78
5.	.359	Chuck Williard	1985-87
6.	.352	Chris Chatterton	1989-91
7.	.347	Steve Antolik	2010-11
8.	.344	Orlando Barrios	1988-90



Jeff Cowan

9.	.340	Sal Pezzino	2009-12
10.	.337	Spencer Angelis	2012-15

Hits, Season

1.	88	Matt Gantner	2010
2.	87	Nate Roberts	2010
	87	Mark Shorey	2006
4.	84	Max Fulginiti	2010
	84	Billy Alvino	2009
6.	83	Spencer Angelis	2014
	83	Steve Antolik	2011
8.	82	Murray White IV	2010
	82	Alfie Wheeler	2009
10.	79	Chris Norwood	2006

Hits, Career

1.	268	Jeff Cowan	2006-09
2.	255	Randy Schwartz	2005-08
3.	235	Alfie Wheeler	2006-09
4.	228	John Cavanaugh	1999-02
5.	225	Josh Spano	2012-15
6.	222	Spencer Angelis	2012-15
7.	216	Andy Harney	1999-02
8.	215	Max Fulginiti	2007-10
9.	214	Kyle Mahoney	2008-11
10.	210	Ryan Retz	2011-13

At-Bats, Season

1.	257	Willie Medina	2013
2.	243	Chris Norwood	2006
3.	235	Ryan Retz	2012
	235	Jeff Cowan	2006
5.	234	Kyle Mahoney	2010
6.	232	Murray White IV	2010

232	Matt Gantner	2010	
8.	230	Max Fulginiti	2010
	230	Michael Lowman	2001
10.	229	Ryan Retz	2011
	229	Rey Rojas	2004

At-Bats, Career


1.	862	Jeff Cowan	2006-09
2.	792	John Cavanaugh	1999-02
3.	783	Randy Schwartz	2005-08
4.	778	Josh Spano	2012-15
5.	757	Andy Harney	1999-02
6.	750	Alfie Wheeler	2006-09
7.	748	Kyle Mahoney	2008-11
8.	697	Dane McDermott	2012-15
9.	686	Ryan Retz	2011-13
10.	683	Kemp Smith	2000-03

Runs, Season

1.	88	Nate Roberts	2010
2.	65	Otis Foster	1975
3.	59	Matt Gantner	2010
4.	57	Alfie Wheeler	2009
5.	56	Joe Garbarino	1978
	56	John Carty	1985
7.	55	Murray White IV	2010
	55	Chris Norwood	2006
	55	Joe Garbarino	1979
	55	Joe Garbarino	1977


Runs, Career

1.	185	Jeff Cowan	2006-09
2.	175	Joe Garbarino	1976-79
3.	155	John Cavanaugh	1999-02
4.	149	Gerald Culler	1976-79
5.	146	Alfie Wheeler	2006-09
6.	141	Otis Foster	1973-75
7.	137	Ken Carter	1979-82
8.	135	Tim Reid	1977-80
9.	133	Kyle Mahoney	2008-11
10.	113	Max Fulginiti	2007-10
	113	Pablo Rosario	2007-10



Otis Foster

All-Time Hitting Records



Kyle Mahoney

Runs Batted In, Season

1.	76	Otis Foster	1975
2.	71	Matt Gantner	2010
3.	69	Nate Roberts	2010
4.	62	Mark Shorey	2006
5.	59	Danny Goins	1974
6.	57	Steve Antolik	2010
	57	Randy Schwartz	2007
	57	Danny Goins	1975
9.	55	Andy Harney	2002
	55	Neil Van Asch	1982
	55	Joel Swope	1977

Runs Batted In, Career

1.	166	Otis Foster	1973-75
2.	165	Neil Van Asch	1979-82
3.	140	John Cavanaugh	1999-02
4.	132	Randy Schwartz	2005-08
5.	130	Gerald Culler	1976-79
6.	127	Kyle Mahoney	2008-11
7.	125	Ryan Retz	2011-13
8.	124	Andy Harney	1999-02
9.	119	Buddy Webb	1997-00
	119	Danny Goins	1973-75

Doubles, Season

1.	25	Max Fulginiti	2010
	25	Matt Gantner	2010
3.	21	Gerald Culler	1979
4.	20	Steve Antolik	2011
5.	19	Mark Shorey	2006
	19	Jimmy Boyles	1976
7.	18	Ryan Retz	2013
	18	Billy Alvino	2009
	18	John Cavanaugh	2002
10.	17	Ryne Rush	2012
	17	Alfie Wheeler	2009
	17	Chris Chatterton	1990
	17	Hal Nitowitz	1987

Doubles, Career


1.	52	Randy Schwartz	2005-08
2.	51	John Cavanaugh	1999-02
3.	48	Ryan Retz	2011-13
	48	Max Fulginiti	2001-10
5.	47	Spencer Angelis	2012-15
	47	Jeff Cowan	2006-09
7.	46	Andy Harney	1999-02
	46	Doug Irby	1993-96
9.	45	Billy Alvino	2007-09
10.	44	Kyle Mahoney	2008-11
	44	Michael Lowman	1999-02
	44	Gerald Culler	1976-79

Triples, Season

1.	6	Bob Worthington	1973
2.	5	Cody Manzella	2015
	5	John Cavanaugh	2000
	5	Chris Chatterton	1989
	5	Nat Norris	1988
	5	Hal Nitowitz	1987
7.	4	Josh Greene	2014
	4	Kemp Smith	2000
	4	Justin Wishon	1999
	4	Justin Wishon	1998
	4	Rusty Coleman	1996
	4	Harlan Keirstead	1992
	4	Chuck Williard	1986
	4	David Hooker	1985
	4	Russell	1983
	4	Tim Reid	1979
	4	Gerald Culler	1978
	4	Ronnie Smith	1976

Triples, Career

1.	12	Bob Worthington	1971-74
2.	10	John Cavanaugh	1999-02
3.	9	Andy Harney	1999-02
	9	Kemp Smith	2000-03
5.	8	Justin Wishon	1998-99
	8	Chris Chatterton	1989-91
7.	7	Harlan Keirstead	1992-93
	7	Hal Nitowitz	1985-87
	7	Tim Reid	1977-80
10.	6	Josh Greene	2014-present
	6	Chris Norwood	2006-08



Rey Rojas



Nat Norris

Home Runs, Season

1.	30	Otis Foster	1975
2.	20	Mark Shorey	2006
3.	19	Nate Roberts	2010
4.	17	Neil Van Asch	1982
5.	16	Joel Swope	1977
	16	Danny Goins	1974
	16	Otis Foster	1974
8.	15	Joe Turnbull	1973
9.	14	Danny Goins	1975
	14	Otis Foster	1973

Home Runs, Career

1.	60	Otis Foster	1973-75
2.	46	Neil Van Asch	1979-82
3.	39	Ron Slingerman	1969-72
4.	35	John Cavanaugh	1999-02
5.	31	Danny Goins	1973-75
6.	30	Jime Mugele	0975-78
7.	26	Randy Schwartz	2005-08
	26	Mark Shorey	2003-06
9.	21	David Hooker	1984-87
10.	20	Bob Hearon	1979-82

Stolen Bases, Season

1.	45	Joe Garbarino	1977
2.	39	Brad Loucks	1976
3.	36	Joe Garbarino	1978
	36	Nate Roberts	2010
5.	35	Rey Rojas	2004
	35	Chris Seibert	1972
7.	33	John Carty	1985
8.	32	Chris Seibert	1973
9.	30	Brad Loucks	1975
10.	21	Bob Worthington	1973

Stolen Bases, Career

1.	125	Joe Garbarino	1976-79
2.	77	Brad Loucks	1974-76
3.	67	Chris Seibert	1972-74
4.	64	Bob Worthington	1971-74
5.	60	Jim Mugele	1975-78
6.	54	Rey Rojas	2003-04
7.	44	Pablo Rosario	2007-10
	44	Orlando Barrios	1988-90
	44	Billy Wilson	1987-90
10.	38	Nat Norris	1987-88

All-Time Hitting/Pitching Records

Walks, Season

1.	59	Joe Garbarino	1979
2.	53	Nate Roberts	2010
3.	51	Jeremy Neyra	2005
4.	45	Ryan Thiede	2002
5.	41	Jeremy Neyra	2005
6.	40	Justin Keegan	2002
7.	39	Ron Slingerman	1972
8.	38	Mark Shorey	2006
9.	36	Bob Hearon	1982
10.	35	Jeff Cowan	2007
	35	Barry Kellam	1985

Walks, Career

1.	112	Jeff Cowan	2006-09
2.	82	Spencer Angelis	2012-15
3.	78	Max Fulginiti	2007-10
4.	76	Kurt Gurley	1989-93
5.	75	Bob Hearon	1979-82
6.	72	Alfie Wheeler	2006-09
7.	68	Barry Kellam	1985-86
8.	65	Buddy Webb	1997-00
9.	64	Pablo Rosario	2007-10
10.	63	Randy Schwartz	2005-08
	63	Chuck Williard	1985-87

Hit by Pitch, Season


1.	25	Nate Roberts	2010
2.	24	Pablo Rosaio	2010
3.	19	Pablo Rosario	2009
4.	18	Jeff Cowan	2009
5.	17	Billy Alvino	2008
	17	Billy Alvino	2009
7.	16	Sean Wilson	2012
	16	Billy Alvino	2007
9.	14	Buddy Webb	2000
	14	Zach Tessier	2011
	14	Robbie Gilles	2011

Hit by Pitch, Career

1.	60	Billy Alvino	2006-09
2.	51	Jeff Cowan	2006-09
3.	50	Pablo Rosario	2007-10
4.	37	Buddy Webb	1997-00
5.	31	John Cavanaugh	1999-02



Billy Alvino



Kurt Gurley

6.	30	Kyle Mahoney	2008-11
7.	28	Ryan Retz	2011-13
	28	Kemp Smith	2000-03
9.	24	Spencer Angelis	2012-15
10.	23	Zach Tessier	2010-12

Slugging Percentage, Season

• Minimum 100 at-bats			
1.	1.116	Otis Foster	1975
2.	.779	Mark Shorey	2006
3.	.753	Joe Turnbull	1973
4.	.747	Jim Mugele	1978
5.	.746	Nate Roberts	2010
6.	.701	Chuck Williard	1987
7.	.696	Otis Foster	1973
8.	.669	Kurt Gurley	1993
9.	.659	Danny Goins	1975
10.	.618	Brandon Cathey	1998

Slugging Percentage, Career

• Minimum 200 at-bats and two seasons			
1.	.837	Otis Foster	1973-75
2.	.681	Joel Swope	1976-77
3.	.648	Tony Waite	1977-78
4.	.630	Kurt Gurley	1989-93
5.	.616	Chuck Williard	1985-87
6.	.573	Mark Shorey	2003-06
7.	.552	Shumate	1986-87
8.	.518	David Hooker	1984-87
9.	.514	Steve Antolik	2010-11
10.	.509	John Carty	1982-85

On-Base Percentage, Season

• Minimum 100 at-bats			
1.	.573	Nate Roberts	2010
2.	.525	John Carty	1985
3.	.518	Barry Kellam	1985
4.	.504	Mark Shorey	2006
5.	.488	Alfie Wheeler	2009
6.	.477	Spencer Angelis	2014
7.	.476	Otis Foster	1973
8.	.473	Ryan Thiede	2002
9.	.469	Ken Carter	1982
10.	.468	Brandon Cathey	1998

On-Base Percentage, Career

• Minimum 200 at-bats and two seasons			
1.	.520	Barry Kellam	1985-86
2.	.449	Justin Wishon	1998-99
3.	.442	Chuck Williard	1985-87
4.	.431	Kurt Gurley	1989-93
5.	.428	Bill Manion	2007-09
6.	.426	Steve Antolik	2010-11
	.426	Orlando Barrios	1988-90
8.	.423	Spencer Angelis	2012-15
9.	.418	Mark Shorey	2003-06
10.	.416	Jeff Cowan	2006-09
	.416	Chris Chatterton	1989-91

Pitching

Appearances, Season

1.	32	RJ Chlebnikow	2008
2.	31	Bubba O'Donnell	2008
3.	30	RJ Chlebnikow	2007
	30	Bubba O'Donnell	2006
5.	29	Jeremy Berg	2008
	29	Jason Brennan	2000
7.	28	Rusty Bodenheimer	2002
	28	Jason Brennan	2001
9.	27	Conor Lourey	2014
	27	Joe Goodman	2012
	27	Will Resnik	2012
	27	Corey Swickle	2010
	27	Jeremy Berg	2009
	27	Tom Boleska	2007
	27	Chris Chandler	2002



Cody Allen

Appearances, Career

1.	97	Jason Brennan	1997-01
2.	92	Bubba O'Donnell	2005-08
3.	81	RJ Chlebnikow	2006-09
	81	Corey Swickle	2008-11
5.	76	Clayton Gordner	2001-04
6.	69	Joe Goodman	2012-present
7.	68	Mikel Rodenberg	2008-11
	68	Kevin Burch	2000-03
9.	67	John Maloney	2011-14
	67	Mark Shorey	2003-06


All-Time Pitching Records

Wins, Season

1.	13	Joe Kaub	1968
2.	12	Dan England	1975
3.	11	Bill Sorrell	1976
		11 Sherrill	1934
5.	10	Bill Sorrell	1977
		10 Kevin Keene	1977
		10 Bill Sorrell	1975
		10 Dean Boger	1973
9.	9	Conor Lourey	2014
		9 Dan England	1976
		9 Ron Slingerman	1972

Wins, Career

1.	39	Bill Sorrell	1974-77
2.	28	Reick Foelber	1970-73
3.	25	Jay Schwamberger	1978-81
		25 Dean Boger	1971-73
5.	22	Kevin Burch	2000-03
6.	21	Anthony Morrison	1985-87
		21 Dan England	1975-76
8.	19	Eammon Portice	2005-07
9.	13	Jared Avidon	2010-13
		13 Jamie Serber	2007-10
		13 Joe Kaub	1968-69



Tom Gamble

Saves, Season

1.	10	Chris Chandler	2002
		10 Jason Brennan	2000
3.	9	John Maloney	2014
4.	8	Mikel Rodenberg	2010
		8 Bubba O'Donnell	2008
		8 Jason Brennan	2001
7.	7	Tom Boleska	2007
		7 Matt Kniginzky	2005
9.	6	Joe Goodman	2015
		6 Jaime Schultz	2012
		6 Dennis Olley	1972

Saves, Career

1.	22	Jason Brennan	1997-01
2.	15	Bubba O'Donnell	2005-08
3.	12	Joe Goodman	2012-present
		12 John Maloney	2011-14
5.	11	Tom Boleska	2006-07
		11 Mark Shorey	2003-06
		11 Chris Chandler	1999-02
8.	9	Matt Kniginzky	2003-05
		9 Dennis Olley	1970-73
10.	8	Mikel Rodenberg	2008-11



Eammon Portice

Complete Games, Season

1.	9	Craig Humbert	1983
2.	7	Anthony Morrison	1987
		7 Brandon Marshall	1998
4.	6	Chris McCollum	1992
		6 David Farsaci	1990
		6 Tom Gamble	1985
7.	5	Chris McCollum	1993
		5 Robert Bistle	1987
		5 Ernie Donaldson	1986
		5 Tony Moody	1981
		5 Jayson Crump	1981

Complete Games, Career

1.	17	Chris McCollum	1991-94
		17 Tom Gamble	1984-87
3.	16	Anthony Morrison	1985-87
4.	14	Craig Humbert	1982-83
5.	10	David Farsaci	1989-91
6.	9	Tony Moody	1981-82
7.	8	Brad Albert	1994-97
8.	8	Ernie Donaldson	1985-88
9.	7	Jayson Crump	1980-81
10.	6	Robert Bistle	1987-89

Strikeouts, Season

1.	145	Dan England	1976
2.	120	Eammon Portice	2007
3.	112	Eammon Portice	2006
		112 Dan England	1975
5.	104	Reick Foelber	1973
6.	97	Reick Foelber	1972
7.	93	Ron Slingerman	1972
8.	90	Eammon Portice	2005
9.	89	Cody Allen	2011
10.	88	Bill Sorrell	1976

Strikeouts, Career

1.	324	Reick Foelber	1970-73
2.	322	Eammon Portice	2005-07
3.	304	Bill Sorrell	1974-77
4.	265	Jay Schwamberger	1978-81
5.	257	Dan England	1975-76
6.	239	Anthony Morrison	1985-87
7.	211	Bubba O'Donnell	2005-08
8.	201	Matt Kniginzky	2003-05
9.	176	Jaime Schultz	2010-13
10.	152	Corey Swickle	2008-11

ERA, Season

• Minimum 25 innings pitched

1.	0.76	Ray Blossie	1967
2.	1.44	Andy Dupree	1983
3.	1.48	Conor Lourey	2014
4.	1.53	Cas Silber	2014
5.	1.59	Craig Humbert	1982
6.	1.66	Tom Gamble	1985
7.	1.74	Dean Boger	1973
8.	1.75	Conor Lourey	2015
		1.75 Ron Slingerman	1972
10.	1.88	Jeremy Berg	2009


ERA, Career

• Minimum 100 innings pitched

1.	1.62	Conor Lourey	2014-15
2.	2.01	Dean Boger	1971-73
3.	2.13	Dan England	1975-76
4.	2.52	Bill Sorrell	1974-77
5.	2.62	Chris Chatterton	1989-91
6.	2.62	Craig Humbert	1982-83
7.	2.68	John McGillicuddy	2014-15
8.	2.89	Cas Silber	2014-15
9.	2.93	Reick Foelber	1970-73
10.	3.79	Jacob Newberry	2012-13


Innings Pitched, Season

1.	115-2/3	Kevin Keene	1977
2.	115-1/3	Bill Sorrell	1976
3.	114	Dan England	1976
		114 Dan England	1975
5.	109-2/3	Eammon Portice	2006
6.	105	Eammon Portice	2007
7.	104-2/3	Bill Sorrell	1975
8.	102-2/3	Kevin Burch	2003
9.	102-1/3	John McGillicuddy	2014
10.	98	Dean Boger	1973



Anthony Morrison

All-Time Pitching/Fielding Records



Kevin Burch

Innings Pitched, Career

1.	407-1/3	Bill Sorrell	1974-77
2.	342-2/3	Kevin Burch	2000-03
3.	309	Eammon Portice	2005-07
4.	304	Jay Schwamberger	1978-81
5.	298	Reick Foelber	1970-73
6.	271-1/3	Chris McCollum	1991-94
7.	265-2/3	Bubba O'Donnell	2005-08
8.	262-2/3	Dirk Gurley	1976-79
9.	235	Jamie Serber	2007-10
10.	228	Dan England	1975-76

Shutouts, Season

1.	3	John McGillicuddy	2014
2.	2	Matt Armstead	2012
3.	1	Ryan Retz	2013
	1	Jared Avidon	2012
	1	Bubba O'Donnell	2007
	1	Eammon Portice	2005
	1	Kevin Burch	2002
	1	Kevin Burch	2002
	1	David Ryan	1999
	1	Brad Albert	1996
	1	Chris McCollum	1994

Shutouts, Career

1.	3	John McGillicuddy	2014-15
2.	2	Matt Armstead	2012
	2	Kevin Burch	2000-03
4.	1	Cas Silber	2014-15
	1	Ryan Retz	2011-13
	1	Jared Avidon	2010-13
	1	Bubba O'Donnell	2005-08
	1	Eammon Portice	2005-07
	1	David Ryan	1997-99
	1	Brad Albert	1993-97
	1	Chris McCollum	1991-94

Strikeout-to-Walk Ratio, Season

• Minimum 25 innings pitched			
1.	4.82:1	Tom Boleska	2007
2.	4.75:1	Glenn Jones	2007
3.	4.27:1	Jeremy Berg	2009
4.	4.33:1	John Maloney	2013

5.	4.07:1	Malcolm Clapsaddle	2013
6.	3.88:1	Riley Gostisha	2002
7.	3.86:1	Chris Chandler	1999
8.	3.77:1	RJ Bistle	1989
9.	3.71:1	Jay Schwamberger	1980
10.	3.55:1	Sean Murphy	2008

Strikeout-to-Walk Ratio, Career

• Minimum 100 innings pitched			
1.	3.10:1	Dan England	1975-76
2.	2.95:1	John Maloney	2011-14
3.	2.87:1	Jacob Newberry	2012-13
4.	2.82:1	Jay Schwamberger	1978-81
5.	2.72:1	Chris Chandler	1999-02
6.	2.67:1	Conor Lourey	2014-15
7.	2.58:1	Eammon Portice	2005-07
8.	2.36:1	Bill Sorrell	1974-77
9.	2.31:1	RJ Bistle	1987-89
10.	2.23:1	Ryan Retz	2011-13

Strikeouts Per Nine Innings, Season

• Minimum 25 innings pitched			
1.	12.89	Tom Boleska	2007
2.	11.52	Conor Lourey	2014
3.	11.45	Dan England	1976
4.	11.15	Matt Kniginyszky	2005
5.	10.96	Conor Lourey	2015
6.	10.72	Corey Swickle	2010
7.	10.61	Jaime Schultz	2010
8.	10.43	Reick Foelber	1972
9.	10.29	Eammon Portice	2007
10.	10.26	Jaime Schultz	2012

Strikeouts Per Nine Innings, Career

• Minimum 100 innings pitched			
1.	11.24	Conor Lourey	2014-15
2.	10.14	Dan England	1975-76
3.	9.82	Jaime Schultz	2010-13
4.	9.79	Reick Foelber	1970-73
5.	9.38	Eammon Portice	2005-07
6.	9.31	John Maloney	2011-14
7.	9.30	Mark Shorey	2003-06
8.	9.16	Matt Kniginyszky	2003-05
9.	9.03	Cas Silber	2014-15
10.	8.90	Anthony Morrison	1985-87

Won-Loss Pct., Career

• Minimum 100 innings pitched			
1.	.923 (12-1)	Conor Lourey	2014-15
1.	.895 (17-2)	Delvin Idol	1973-76
2.	.875 (14-2)	Chris Chatterton	1989-91
3.	.833 (25-5)	Dean Boger	1971-73
4.	.810 (17-4)	Craig Humbert	1982-83
5.	.780 (39-11)	Bill Sorrell	1974-77
6.	.778 (21-6)	Dan England	1976-76
7.	.761 (16-6)	Ernie Donaldson	1985-89
8.	.757 (28-9)	Rieck Foelber	1970-73

Fielding

Putouts, Season

1.	472	Randy Schwartz	2006
2.	462	Kemp Smith	2000
3.	457	Spencer Angelis	2014
4.	446	Kemp Smith	2001
	446	Kyle Mahoney	2009
6.	416	Randy Schwartz	2007
7.	401	Kyle Mahoney	2010
8.	382	Josh Spano	2013
9.	357	Josh Spano	2014
10.	352	Steve Antolik	2010
	352	Billy Alvino	2003

Putouts, Career

1.	1,333	Kyle Mahoney	2008-11
2.	1,332	Kemp Smith	2000-03
3.	1,315	Josh Spano	2012-15
4.	1,286	Spencer Angelis	2012-15
	1,286	Billy Alvino	2006-09
6.	1,074	Randy Schwartz	2005-08
7.	644	Buddy Webb	1997-00
8.	632	Tony Fleming	1992-95
9.	620	Ryan Retz	2011-13

Assists, Season

1.	171	Colin Cronin	2002
2.	166	Willie Medina	2013
3.	162	Alfie Wheeler	2007
4.	159	Tony Fortier-Bensen	2014
	159	Mike Mercurio	2010
5.	155	Jeff Cowan	2009
	155	Jeremy Neyra	2005
7.	153	Jeff Harris	2001
	153	Murray White IV	2011
9.	148	Michael Lowman	2001
10.	143	Chris Clare	2014
	143	Jeff Cowan	2007

Assists, Career

1.	562	Jeff Cowan	2006-09
2.	556	Alfie Wheeler	2006-09
3.	485	Michael Lowman	1999-02
4.	480	Colin Cronin	2000-03
5.	412	Matt Griffin	1995-98
6.	309	Murray White IV	2008-11
7.	300	Willie Medina	2012-13
8.	274	Dustin Holtzman	2005-06
9.	264	Tony Fortier-Bensen	2014-15
10.	256	Chris Clare	2014-present

Single Game Records (Since 2000)

Team Hitting

At Bats: 56, two times, last vs. VMI (4/13/14)
Runs Scored: 25, two times, last at NC A&T (4/23/14)
Hits: 33 vs. Eastern Kentucky (3/12/10)
RBI: 25 vs. Eastern Kentucky (3/12/10)
Doubles: 8, twice, last at Winthrop (3/25/10)
Triples: 4 vs. NC Central (2/25/14)
Home Runs: 5 vs. Radford (4/18/10)
Walks: 13 vs. Charleston Southern (5/12/07)
Hit By Pitch: 7, two times, last vs. Charlotte (2/21/12)
Strikeouts: 17, at Winthrop (5/13/06)
Sacrifice Flies: 4, three times, last vs. Campbell (3/20/15)
Sacrifice Hits: 5 at Florida State (3/11/09)
Stolen Bases: 10 at Charleston Southern (3/24/12)

Team Pitching

Strikeouts: 17, two times, last vs. VMI (4/13/14)
Hits Allowed: 28 vs. Charleston Southern (5/11/02)
Runs Allowed: 28 vs. Charleston Southern (5/11/02)
Walks Allowed: 17 at Wake Forest (3/25/03)
Home Runs Allowed: 8 at Elon (5/12/09)

Team Fielding

Double Plays: 5 at Presbyterian College (5/14/10)

Miscellaneous Records

Longest Game: 16 innings, vs. VMI (4/13/14)
Longest Hit Streak: 32 games by Max Fulginiti (3/10/09-5/8/09)
Longest Winning Streak: 7 games, two times, last from (2/25/11-3/5/11)
Hit for the Cycle: Pablo Rosario vs. Charleston Southern (4/11/09)

Individual Hitting

At Bats: 7, 12 times, last by Tony Fortier-Bensen, Cody Manzella and Josh Spano vs. VMI (4/13/14)
Runs Scored: 5, four times, last by Tony Fortier-Bensen vs. North Carolina A&T (4/23/14)
Hits: 6 by Randy Schwartz vs. ETSU (5/19/05)
RBI: 7 by Randy Schwartz vs. ETSU (5/19/05)
Doubles: 3, five times, last by Spencer Angelis at Coastal Carolina (5/25/12)
Triples: 2 by Kyle Brandenburg vs. NC Central (2/25/14)
Home Runs: 3, twice, last by Nate Roberts vs. Towson (3/5/10)
Walks: 4, two times, last by Robbie Gilles vs. Gardner-Webb (5/24/11)
Hit By Pitch: 3 by Billy Alvino vs. Radford (4/19/08)
Stolen Bases: 4 by Willie Medina at Charleston Southern (3/24/12)

Individual Pitching


Strikeouts: 13 by Cas Silber at Longwood (5/10/14)
Hits Allowed: 18 by Matt Christie at ETSU (5/20/05)
Runs Allowed: 17 by Matt Christie at ETSU (5/20/05)
Walks Allowed: 8, five times, last by Jaime Schultz at Radford (4/13/13)
Home Runs Allowed: 4, three times, last by Wally Scott at VMI (5/14/09)



HPU beat No. 4 North Carolina, 11-9, on April 14, 2009 at Boshamer Stadium in Chapel Hill, N.C. It is the highest ranked opponent HPU has ever beaten.

Panthers in the Pros

Year	Round	Player	Organization	Year	Round	Player	Organization
1936	FA	Dick Culler	Philadelphia Athletics	1978	27th	Jim Mugele	Cincinnati Reds
1962	FA	Bob Boles	San Francisco Giants	1982	FA	Tony Moody	New York Mets
1964		Joe Keith	Pittsburgh Pirates	1987	5th	Anthony Morrison	New York Yankees
1966		Joe Forte	Cincinnati Reds	1989	26th	Nat Norris	Chicago White Sox
1967	17th	Forrest Dover	New York Mets	1990	18th	Orlando Barrios	Milwaukee Brewers
1968	3rd	Ray Blossie	Detroit Tigers	1991	21st	Dave Farsaci	Kansas City Royals
1970	2nd	John Euler	Baltimore Orioles	1991	22nd	Chris Chatterton	Baltimore Orioles
1970	7th	Don Hickey	Baltimore Orioles	2003	FA	Kevin Burch	Baltimore Orioles
1970	14th	Nick Perlozzo	San Diego Padres	2005	23rd	Matt Kniginyszky	Kansas City Royals
1971		Fred Grice	Washington Senators	2006	31st	Mark Shorey	St. Louis Cardinals
1971		David Micham	San Francisco Giants	2007	12th	Eammon Portice	Boston Red Sox
1972	8th	Bob Hickey	Cleveland Indians	2007	35th	Tom Boleska	Pittsburgh Pirates
1972	20th	Ron Slingerman	Chicago White Sox	2008	34th	Bubba O'Donnell	Chicago Cubs
1972		Bill Hegland	Houston Astros	2008	FA	Randy Schwartz	Toronto Blue Jays
1973	16th	Joe Turnbull	Pittsburgh Pirates	2009	FA	Billy Alvino	Detroit Tigers
1973	18th	Bill Updegraff	Oakland A's	2009	FA	Jeremy Berg	L.A. Angels of Anaheim
1973	22nd	Robbie Cecil	Pittsburgh Pirates	2010	5th	Nate Roberts	Minnesota Twins
1973	28th	Dean Boger	Oakland A's	2011	23rd	Cody Allen	Cleveland Indians
1974	15th	Burke Suter	Boston Red Sox	2011	43rd	Kyle Mahoney	L.A. Angels of Anaheim
1974	31st	Bob Worthington	Texas Rangers	2013	14th	Jaime Schultz	Tampa Bay Rays
1975	1st (15)	Otis Foster	Boston Red Sox	2013	18th	Jacob Newberry	Colorado Rockies
1975	17th	Al Brumfield	San Diego Padres	2013	25th	Sean Townsley	Miami Marlins
1976	6th	Dan England	Chicago Cubs	2013	31st	Willie Medina	Washington Nationals



Jim Mugele

Division I Year-by-Year Results

2000 (22-36-1, 6-15 BSC-8th)		3/8	Appalachian State	L	3-20	4/13	at Coastal Carolina*	L	0-16	5/11	Winthrop*	L	1-7		
2/5	at Furman	L	0-2	3/9	UNC Wilmington	W	6-4	4/13	at Coastal Carolina*	L	1-8	5/14	at Wake Forest	L	2-14
2/5	at Furman	W	4-1	3/10	Elon*	W	4-3	4/14	at Coastal Carolina*	L	3-9	5/16	at Liberty*	W	6-1
2/6	at Furman	L	0-6	3/10	Elon*	L	1-9	4/16	at #5 Wake Forest	L	11-13				
2/9	at Davidson	W	4-2	3/11	Elon*	L	1-5	4/17	at UNC Greensboro	L	8-14				
2/13	at Wofford	L	1-6	3/12	Virginia	L	7-18	4/20	at Elon*	W	8-7	2/7	at Georgia Southern	W	14-7
2/15	Charlotte	L	3-13	3/14	Virginia Tech	W	10-7	4/20	at Elon*	L	2-4	2/7	at Georgia Southern	L	4-17
2/19	at UNC Greensboro	L	8-22	3/22	North Carolina A&T	W	8-1	4/21	at Elon*	W	12-11	2/8	at Georgia Southern	L	3-8
2/20	at UNC Greensboro	W	11-5	3/24	at Radford*	W	11-4	4/23	at Campbell	L	6-13	2/14	at Furman	L	8-9
2/21	Wake Forest	L	4-19 (10)	3/24	at Radford*	W	9-4	4/24	North Carolina A&T	L	2-6	2/14	at Furman	W	5-4
2/25	Virginia Tech	L	1-8 (10)	3/25	at Radford*	L	2-4	4/25	Appalachian State	W	9-3	2/20	Dayton	L	2-4
2/26	North Carolina A&T	L	2-8	3/27	Davidson	W	11-9	5/5	at Winthrop*	W	8-4	2/21	Dayton	L	2-3
2/26	North Carolina A&T	W	6-4	3/31	Charleston Southern*	W	4-2 (6)	5/5	at Winthrop*	L	2-4	2/22	Dayton	W	4-3
2/27	North Carolina A&T	L	1-4	4/4	at UNC Wilmington	L	1-5	5/6	at Winthrop*	W	10-8	2/25	UNC Greensboro	L	4-9
2/29	Duke	W	8-4	4/7	North Carolina State	W	9-6	5/7	at Appalachian State	W	10-8	2/29	at Wake Forest	L	5-6
3/1	Campbell	L	7-15	4/8	at UNC Greensboro	W	13-3	5/8	Furman	W	12-8	3/1	at Wake Forest	L	7-23
3/2	Appalachian State	W	5-2	4/11	Wofford	W	8-4	5/10	at Charleston Southern*	L	6-9	3/3	at Wake Forest	L	10-13
3/8	at Virginia Tech	T	11-11	4/12	at Appalachian State	L	6-9	5/11	at Charleston Southern*	L	5-11	3/5	Stony Brook	L	5-12
3/10	Liberty*	L	4-5	4/13	at UNC Asheville*	L	1-7	5/11	at Charleston Southern*	L	2-28	3/6	Stony Brook	L	5-19
3/11	Liberty*	L	6-8	4/14	at UNC Asheville*	L	1-5	5/14	at Virginia Tech	L	6-13	3/7	Stony Brook	L	4-6
3/12	Liberty*	L	6-10	4/14	at UNC Asheville*	W	11-2	5/17	Liberty*	W	6-5	3/10	at #25 North Carolina	L	7-9 (10)
3/18	at Elon*	W	6-5 (10)	4/16	Virginia Tech	L	4-5 (10)	5/17	Liberty*	L	6-12	3/12	at Charlotte	L	6-11
3/18	at Elon*	L	0-8	4/17	at Charlotte	L	10-11 (10)	5/22	vs. Liberty (BW)	W	14-5	3/13	at Charlotte	L	1-14
3/19	at Elon*	L	4-8	4/18	Wake Forest	W	3-1 (10)	5/23	vs. Coastal Carolina (BW)	L	2-14	3/14	at Charlotte	W	6-4
3/22	at Campbell	L	2-12	4/21	Coastal Carolina*	L	1-9	5/24	vs. Charleston So. (BW)	L	1-2	3/17	at Elon	L	3-12
3/23	Towson	L	0-8	4/21	Coastal Carolina*	L	7-13	BW - Big South Tournament (Rock Hill, S.C.)			3/19	Radford*	L	0-11	
3/23	Towson	W	7-6	4/22	Coastal Carolina*	L	6-14				3/20	Radford*	L	2-3	
3/28	at UNC Wilmington	L	1-5	4/24	at Campbell	L	3-10				3/21	Radford*	L	2-7	
3/29	at North Carolina A&T	L	5-6	4/26	North Carolina A&T	W	6-5				3/24	at Gardner-Webb	W	4-3	
3/31	at Charleston Southern*	L	2-13	5/5	Winthrop*	L	5-13				2/8	at Furman	L	0-1	
4/1	at Charleston Southern*	L	0-5	5/5	Winthrop*	L	5-10 (8)				2/8	at Furman	L	0-1	
4/1	at Charleston Southern*	L	1-6	5/6	Winthrop*	L	7-9				2/9	at Furman	L	3-13	
4/5	North Carolina A&T	W	6-5 (13)	5/8	Furman	W	7-1				2/12	at Western Carolina	L	1-11	
4/6	Wofford	W	8-0	5/9	at Davidson	W	1-0				2/13	North Carolina A&T	W	4-3	
4/10	Furman	W	14-8	5/11	at Liberty*	L	6-12				2/14	North Carolina A&T	W	6-4	
4/11	at North Carolina State	L	3-12	5/12	at Liberty*	L	7-8 (10)				2/19	UNC Greensboro	L	5-13	
4/13	at Wofford	L	2-6	5/12	at Liberty*	L	8-11				2/21	at Charlotte	L	4-8	
4/17	UNC Asheville*	L	1-4	5/13	at Wake Forest	L	2-14				2/23	at Charlotte	W	15-9	
4/17	UNC Asheville*	W	3-1	5/17	vs. Liberty (BL)	W	0-12				2/25	at Charlotte	L	1-15	
4/18	at Charlotte	W	7-5	5/17	vs. Radford (BL)	W	7-2				3/1	Virginia Tech	L	2-6	
4/19	at Appalachian State	W	6-5	5/18	vs. Elon (BL)	L	3-20				3/2	Virginia Tech	L	0-4	
4/20	UNC Asheville*	L	5-6	BL - Big South Tournament (Danville, Va.)							3/4	at UNC Wilmington	L	2-21	
4/22	at Coastal Carolina*	L	0-21								3/7	Buffalo	W	4-1	
4/22	at Coastal Carolina*	W	5-2								3/8	Buffalo	W	3-1	
4/23	at Coastal Carolina*	L	7-13								3/9	Buffalo	W	6-4	
4/26	at Duke	W	3-2								3/12	at Virginia Tech	W	7-5	
4/27	Davidson	W	9-1								3/16	Elon*	L	5-16	
4/29	Radford*	W	2-1								3/16	Elon*	L	6-10	
4/30	Radford*	L	5-11								3/19	Wake Forest	L	2-9	
4/30	Radford*	L	0-16								3/22	at UNC Asheville*	L	4-13	
5/7	UNC Wilmington	L	2-19								3/22	at UNC Asheville*	L	5-7	
5/8	at Wake Forest	L	2-6								3/23	at UNC Asheville*	L	3-13	
5/9	at Wake Forest	L	5-12								3/25	at #19 Wake Forest	L	3-18	
5/10	at Furman	W	11-3								3/26	Appalachian State	L	10-14	
5/13	at Winthrop*	W	6-0								3/28	Brown	W	6-4	
5/13	at Winthrop*	W	3-1								3/28	Brown	W	6-2	
5/14	at Winthrop*	L	2-9								3/29	Brown	L	2-3	
5/17	vs. Liberty (BC)	L	4-7								3/29	Brown	L	0-2	
5/18	vs. Elon (BC)	W	5-4								4/2	Furman	L	7-8 (11)	
5/19	vs. Charleston So. (BC)	L	2-6								4/4	at Radford*	W	7-5 (10)	
	BC - Big South Tournament (Conway, S.C.)										4/5	at Radford*	L	6-7	
											4/6	at Radford*	W	14-4	
											4/8	at North Carolina	L	5-22	
											4/12	Charleston Southern*	L	1-4	
											4/13	Charleston Southern*	L	5-7	
											4/14	Charleston Southern*	L	3-8	
											4/16	at UNC Greensboro	L	2-14	
											4/19	Coastal Carolina*	W	3-2	
											4/19	Coastal Carolina*	L	1-5	
											4/22	at Appalachian State	L	7-10	
											4/23	at Elon	L	14-15	
											4/24	Gardner-Webb*	L	1-5	
											5/4	at Birmingham-Southern	L	5-6	
											5/4	at Birmingham-Southern	L	3-4	
											5/7	at Campbell	L	4-9	
											5/9	Winthrop*	L	2-4	
											5/10	Winthrop*	W	3-2 (10)	



Josh Cotton

Hit three home runs in a game against No. 25 East Carolina on March 15, 2005. In 2010, Nate Roberts matched Cotton's single game record with three homers against Towson on March 5.

HIGH POINT UNIVERSITY

2016 HPU Baseball Prospectus & Record Book

4/23	Birmingham-Southern*	L	7-14
4/24	Birmingham-Southern*	L	3-6
4/25	Birmingham-Southern*	L	4-12
4/27	at UNC Greensboro	L	10-11
5/8	VMI*	W	14-4
5/9	VMI*	W	11-2
5/10	VMI*	L	2-10
5/12	Duke	W	2-1
5/14	at Charleston Southern*	L	1-10
5/15	at Charleston Southern*	W	5-3
5/15	at Charleston Southern	L	5-6
5/18	Wake Forest	W	7-6
5/21	at Coastal Carolina*	L	12-15
5/22	at Coastal Carolina*	L	3-4
5/23	at Coastal Carolina*	L	0-4

2005 (19-36, 6-18 BSC-8th)

2/4	at #2 Miami	L	5-12
2/5	at #2 Miami	L	6-7 (11)
2/6	at #2 Miami	L	1-10
2/12	at Furman	L	3-15
2/12	at Furman	W	9-5
2/13	at Furman	L	6-13
2/19	North Carolina A&T	W	4-3 (10)
2/20	at North Carolina A&T	W	18-3
2/22	at Gardner-Webb	W	3-2
2/23	Wofford	W	8-4
2/26	Virginia Tech	L	5-7 (10)
2/27	Virginia Tech	L	5-6 (12)
3/2	at Wake Forest	L	4-5 (10)
3/4	Campbell	W	18-5
3/5	at Campbell	L	5-11
3/5	at Campbell	L	2-8
3/9	at Charlotte	L	2-13
3/12	Ball State	W	6-0
3/12	Ball State	W	6-4
3/13	Ball State	W	8-5
3/15	at #25 East Carolina	L	5-14
3/19	#28 Coastal Carolina*	L	0-1
3/20	#28 Coastal Carolina*	L	3-12
3/21	#25 Coastal Carolina*	L	6-9
3/22	Elon	W	18-0
3/25	Liberty*	W	7-4
3/26	Liberty*	L	2-4
3/26	Liberty*	L	1-4
3/30	at Wofford	W	7-6
4/3	at UNC Asheville*	W	5-3
4/3	at UNC Asheville*	W	4-1
4/4	at UNC Asheville*	W	5-4
4/5	UNC Greensboro	L	1-3
4/9	Charleston Southern*	L	5-8
4/9	Charleston Southern*	L	4-14
4/10	Charleston Southern*	W	4-3
4/15	at Radford*	L	2-15
4/16	at Radford*	W	2-1
4/17	at Radford*	L	9-19
4/19	Gardner-Webb	W	4-3
4/22	at Birmingham-Southern*	L	2-9
4/23	at Birmingham-Southern*	L	1-3
4/24	at Birmingham-Southern*	L	4-5
4/27	at #7 North Carolina	L	9-10
5/7	Winthrop*	L	3-9
5/8	Winthrop*	L	6-12
5/9	Winthrop*	L	2-8
5/11	at UNC Greensboro	L	5-6
5/13	at VMI*	L	7-10
5/14	at VMI*	L	2-9
5/15	at VMI*	L	4-5
5/17	Wake Forest	L	13-19
5/19	at East Tennessee State	W	12-6
5/20	at East Tennessee State	L	5-21
5/21	at East Tennessee State	L	5-6

2006 (27-32, 10-11 BSC-4th)

2/5	at Bethune-Cookman	L	2-5
2/5	at Bethune-Cookman	W	7-6
2/8	at Duke	W	5-1
2/10	at College of Charleston	L	4-16
2/11	at College of Charleston	L	6-12



HPU hosted its first-ever night game on April 13, 2007 in the newly renovated Coy O. Williard Sr. Stadium and beat No. 19 Coastal Carolina, 4-3, in the game.

2/12	at College of Charleston	L	3-9
2/15	at Wofford	W	8-3
2/18	at Furman	W	9-8
2/19	at Furman	W	9-4
2/19	at Furman	L	5-12
2/21	UNC Greensboro	L	7-8
2/24	Cincinnati	L	1-11
2/25	Cincinnati	W	1-0
2/26	Cincinnati	L	6-16
2/28	at #17 North Carolina State	L	3-12
3/3	Dayton	L	8-19
3/4	Dayton	W	11-7
3/5	Dayton	L	1-5
3/7	at North Carolina A&T	L	2-8
3/11	Jacksonville State	L	4-10
3/12	Jacksonville State	L	5-7
3/12	Jacksonville State	L	1-4
3/14	Elon	L	4-9
3/17	at Coastal Carolina*	L	4-5
3/18	at Coastal Carolina*	W	7-6 (10)
3/19	at Coastal Carolina*	L	2-10
3/22	at #25 Wake Forest	L	0-7
3/24	Radford*	W	8-1
3/25	Radford*	W	5-4
3/26	Radford*	W	6-4
3/28	Brown	W	2-1
3/31	at Charleston Southern*	W	11-1
4/1	at Charleston Southern*	L	4-8
4/1	at Charleston Southern*	W	14-9
4/5	Duke	W	16-3
4/7	VMI*	W	5-1
4/8	VMI*	W	6-5
4/9	VMI*	L	2-9
4/11	at UNC Greensboro	W	6-0
4/12	Wofford	W	9-6
4/18	at Elon	L	6-7 (11)
4/22	UNC Asheville*	L	2-6
4/23	UNC Asheville*	W	3-2
4/24	UNC Asheville*	W	2-0
4/26	at #1 North Carolina	L	3-7
4/27	North Carolina A&T	W	7-5
5/06	Birmingham-Southern*	W	2-1
5/08	Birmingham-Southern*	W	9-8
5/08	Birmingham-Southern*	L	5-11
5/10	#19 Wake Forest	L	1-3
5/12	at Winthrop*	L	5-6
5/13	at Winthrop*	L	1-3
5/14	at Winthrop*	L	1-10
5/19	at Liberty*	W	11-6
5/20	at Liberty*	L	9-11
5/21	at Liberty*	W	13-8
5/24	vs. Coastal Carolina (BC)	W	1-0 (10)
5/25	vs. Liberty (BC)	L	7-9
5/26	vs. UNC Asheville (BC)	L	2-12
BC - Big South Tournament (Conway, S.C.)			
5/16	at Elon	W	9-7 (10)
5/22	vs. Radford (BW)	W	9-3
5/23	vs. Winthrop (BW)	L	5-6
5/24	vs. UNC Asheville (BW)	L	7-9
FH - First Horizon Park (Greensboro, N.C.)			
BW - Big South Tournament (Rock Hill, S.C.)			
2/07 (27-30, 10-11 BSC-Tied 4th)	Charlotte (FH)	L	0-2 (10)
2/3	Charlotte (FH)	W	7-6
2/7	Longwood (FH)	W	7-2
2/9	at South Florida	L	0-14
2/10	at South Florida	L	2-5
2/11	at South Florida	L	11-13
2/21	at #2 Clemson	L	3-11
2/23	Dayton (FH)	L	4-5
2/24	Dayton (FH)	L	2-4
2/24	Dayton (FH)	W	10-5
2/27	Elon (FH)	W	10-4
2/28	UNC Greensboro (FH)	W	12-9
3/3	at Jacksonville State	L	5-6
3/3	at Jacksonville State	W	6-2
3/4	at Jacksonville State	W	10-1
3/7	at Wake Forest	L	5-6 (10)
3/9	East Tennessee State	L	1-2
3/10	East Tennessee State	W	8-0
3/11	East Tennessee State	L	16-17 (11)
3/13	North Carolina A&T	W	14-4
3/17	Lafayette	L	5-9
3/17	Lafayette	W	5-4 (8)
3/18	Lafayette	W	4-0
3/21	at #22 East Carolina	L	4-12
3/23	Liberty*	L	5-7
3/24	Liberty*	W	10-2
3/25	Liberty*	W	8-4
3/27	at UNC Greensboro	W	8-2
3/28	at UNC	W	9-7
3/30	at Radford*	W	13-10 (10)
3/31	at Radford*	L	5-9
4/1	at Radford*	W	5-3
4/6	at VMI*	L	3-6
4/7	at VMI*	L	6-7
4/7	at VMI*	W	11-3
4/10	at North Carolina A&T	L	3-8
4/13	#19 Coastal Carolina*	W	4-3
4/14	#19 Coastal Carolina*	L	5-6
4/14	#19 Coastal Carolina*	L	1-4
4/17	Wake Forest	W	8-7
4/20	at UNC Asheville*	W	3-2
4/21	at UNC Asheville*	W	9-8
4/22	at UNC Asheville*	W	7-3
4/24	Western Carolina	L	8-15
4/25	at #4 North Carolina	L	1-3
4/26	at Longwood	W	3-2
5/6	Winthrop*	L	2-11
5/7	Winthrop*	L	1-6
5/8	Winthrop*	L	4-5
5/11	Charleston Southern*	L	0-1
5/12	Charleston Southern*	W	18-8
5/13	Charleston Southern*	L	5-11
5/15	at Western Carolina	L	0-4
5/16	at Elon	W	9-7 (10)
5/22	vs. Radford (BW)	W	9-3
2/08 (20-33, 9-12 BSC-5th)	Penn State	L	2-4
2/23	Penn State	W	14-1
2/24	Penn State	W	7-4
2/26	Campbell	W	20-13
2/27	at #13 Clemson	L	3-12
2/29	Dayton	L	1-9
3/1	Dayton	L	4-20
3/2	Dayton	L	4-7
3/4	at Elon	L	0-10
3/5	Appalachian Staate	L	14-19
3/8	at Charlotte	L	1-8
3/9	at Charlotte	L	2-5
3/11	Wake Forest	L	3-12
3/12	at North Carolina A&T	L	7-9
3/14	at Furman	L	1-10
3/16	at Furman	L	5-9
3/16	at Furman	W	15-2
3/19	UNC Greensboro	L	5-6
3/21	VMI*	L	4-5
3/22	VMI*	L	3-5
3/22	VMI*	L	0-3
3/25	at Appalachian State	L	3-10
3/27	North Carolina A&T	W	7-4
3/28	UNC Asheville*	W	3-2
3/29	UNC Asheville*	W	2-1
3/30	UNC Asheville*	W	11-2
4/2	at USC Upstate	L	4-5
4/5	at Charleston Southern*	W	2-0
4/5	at Charleston Southern*	L	5-6
4/6	at Charleston Southern*	W	8-2
4/8	at Campbell	W	9-8
4/9	at Wake Forest	W	12-8
4/11	at Winthrop*	W	4-3
4/12	at Winthrop*	L	4-5
4/13	at Winthrop*	L	0-3
4/15	Elon	W	5-3
4/18	Radford*	W	8-1
4/19	Radford*	W	11-7
4/20	Radford*	L	4-7
4/23	at #2 North Carolina	L	5-10
4/24	at Longwood	W	3-2 (10)
5/3	at #18 North Carolina State	W	9-6
5/4	at #18 North Carolina State	L	2-4
5/6	at UNC Greensboro	L	3-4 (10)
5/7	Longwood	L	7-9
5/9	at #17 Coastal Carolina*	L	6-7 (11)
5/10	at #17 Coastal Carolina*	L	8-17
5/11	at #17 Coastal Carolina*	L	3-12
5/13	USC Upstate	W	6-5 (11)
5/16	at Liberty*	L	1-8

HIGH POINT UNIVERSITY

2016 HPU Baseball Prospectus & Record Book

5/17 at Liberty* L 4-5
 5/18 at Liberty* W 8-4 (10)
 5/20 vs. UNC Asheville (BL) L 2-3 (10)
 BL - Big South Tournament (Danville, Va.)

2009 (21-32, 11-12 BSC-6th)

2/20 Dayton W 6-4(12)
 2/21 Dayton W 12-9
 2/22 Dayton L 1-2
 2/24 at North Carolina State L 2-8
 2/27 Temple W 5-4
 3/4 at Appalachian State L 2-7
 3/5 Duke W 10-2
 3/6 Winthrop* L 3-4
 3/7 Winthrop* L 1-3
 3/8 Winthrop* L 4-8
 3/10 at #14 Florida State L 4-18
 3/11 at #14 Florida State L 3-4
 3/13 at Radford* W 16-11 (8)
 3/17 at Western Carolina L 4-14
 3/18 at Wake Forest L 5-6
 3/20 Liberty* L 8-9
 3/21 Liberty* L 3-7
 3/22 Liberty* L 5-19
 3/ 29 at UNC Asheville* W 9-4
 3/30 at UNC Asheville* W 8-7 (11)
 3/30 at UNC Asheville* L 5-8
 3/31 Campbell L 7-16
 4/1 at Appalachian State L 3-4 (11)
 4/3 Presbyterian College* W 6-5
 4/4 Presbyterian College* W 7-6
 4/5 Presbyterian College* W 10-4
 4/7 at Campbell W 9-6
 4/8 North Carolina A&T W 4-3
 4/11 Charleston Southern* L 4-21
 4/11 Charleston Southern* W 14-7
 4/14 at #4 North Carolina W 11-9
 4/15 Virginia Tech L 13-22
 4/17 #14 Coastal Carolina* L 3-18
 4/18 #14 Coastal Carolina* W 12-8
 4/19 #14 Coastal Carolina* W 7-2
 4/21 Wake Forest W 12-5
 4/22 Appalachian State L 4-6
 4/24 at East Tennessee State L 8-14
 4/25 at East Tennessee State L 15-17
 4/26 at East Tennessee State L 10-16
 4/28 at Virginia Tech L 1-9
 4/29 UNC Greensboro L 7-9 (12)
 5/8 at Gardner-Webb* W 8-4
 5/9 at Gardner-Webb* L 3-10
 5/10 at Gardner-Webb* L 5-9
 5/12 at #22 Elon L 9-10
 5/13 Western Carolina L 5-10
 5/14 at VMI* L 2-13
 5/15 at VMI* W 3-2
 5/19 vs. Charleston So. (BA) W 2-1
 5/20 vs. Winthrop (BA) W 7-4
 5/21 vs. Liberty (BA) L 10-20
 5/22 vs. #19 Coastal Carolina (BA) L 4-8
 BA - Big South Tournament (Asheville, N.C.)

2010 (31-29, 15-12 BSC-4th)^

2/19 Charlotte W 6-5
 2/20 at Charlotte L 4-6
 2/23 Elon L 3-8
 2/26 Fairleigh Dickinson W 7-6
 2/27 Fairleigh Dickinson W 20-14
 2/28 Fairleigh Dickinson W 16-1
 3/5 Towson W 13-0
 3/6 Towson W 15-13
 3/7 Towson W 15-4
 3/9 Richmond W 5-4
 3/10 Richmond L 1-2
 3/12 Eastern Kentucky W 25-16
 3/13 Eastern Kentucky W 6-4
 3/14 Eastern Kentucky W 16-5
 3/16 at North Carolina A&T L 3-15
 3/17 #16 East Carolina W 13-12
 3/19 #30 VMI* L 4-5

3/20 #30 VMI* L 2-5
 3/21 #30 VMI* W 15-14
 3/23 at #25 East Carolina L 5-7
 3/24 Wake Forest W 11-3
 3/25 at Winthrop* W 15-4
 3/27 at Winthrop* W 15-9
 3/27 at Winthrop* L 4-8
 3/30 at Duke L 1-13
 3/31 at Western Carolina L 11-17
 4/2 at Liberty* L 4-6
 4/3 at Liberty* L 8-14
 4/3 at Liberty* W 5-4
 4/7 at Wake Forest L 7-8
 4/9 at #13 Coastal Carolina* L 9-10
 4/10 at #13 Coastal Carolina* L 4-14
 4/11 at #13 Coastal Carolina* L 2-7
 4/13 Appalachian State L 2-7
 4/14 at Appalachian State L 7-12
 4/16 Radford* L 4-9
 4/17 Radford* W 13-12
 4/18 Radford* L 17-18
 4/20 North Carolina A&T L 8-13
 4/21 at Elon W 6-4
 4/23 UNC Asheville* W 7-1
 4/24 UNC Asheville* W 9-1
 4/24 UNC Asheville* W 17-10
 4/27 at #25 North Carolina L 2-6 (10)
 4/28 Duke L 11-13
 5/7 Gardner-Webb* L 2-8
 5/8 Gardner-Webb* W 7-2
 5/9 Gardner-Webb* W 16-10
 5/11 Western Carolina L 5-6
 5/14 at Presbyterian College* W 7-4
 5/15 at Presbyterian College* W 17-3
 5/16 at Presbyterian College* L 9-10
 5/18 at North Carolina State L 3-10
 5/20 at Charleston Southern* W 15-7
 5/21 at Charleston Southern* W 10-8 (13)
 5/22 at Charleston Southern* W 16-11 (8)
 5/26 vs. Radford (BW) W 10-8
 5/27 vs. Liberty (BW) W 2-1
 5/28 vs. #4 Coastal Carolina (BW) L 9-15
 5/29 vs. Liberty (BW) L 5-9
 BW - Big South Tournament (Rock Hill, S.C.)
 ^Season vacated by Big South Conference

2011 (24-32, 16-15 BSC-9th)

2/18 at Troy L 3-17
 2/19 at Troy L 7-8 (10)
 2/19 at Troy L 1-6
 2/20 at Troy L 3-5
 2/22 Elon L 10-13
 2/25 Temple W 7-2
 2/26 Temple W 8-7
 2/27 Temple W 12-6

3/1 at Duke W 9-3
 3/4 Dayton W 8-3
 3/5 Dayton W 3-1
 3/5 Dayton W 3-2
 3/8 Duke L 6-9
 3/9 at East Carolina L 4-5
 3/11 North Carolina A&T W 16-2
 3/12 North Carolina A&T W 8-4
 3/13 North Carolina A&T W 9-2
 3/15 Appalachian State W 10-6
 3/16 VCU W 8-2
 3/18 Presbyterian College* L 1-4
 3/19 Presbyterian College* L 5-6
 3/20 Presbyterian College* W 4-3
 3/23 at #12 North Carolina L 0-4
 3/25 at Gardner-Webb* W 7-6 (10)
 3/25 at Gardner-Webb* L 4-11
 3/27 at Gardner-Webb* W 6-3 (12)
 3/29 at Western Carolina L 0-11
 4/1 Winthrop* L 3-7
 4/2 Winthrop* L 5-7
 4/3 Winthrop* L 8-10
 4/5 at Wake Forest L 1-3
 4/6 Wake Forest W 9-1
 4/8 Liberty* W 6-2
 4/9 Liberty* L 0-9
 4/10 Liberty* L 9-14
 4/15 at UNC Asheville* W 8-7
 4/17 at UNC Asheville* L 3-9
 4/17 at UNC Asheville* L 4-7
 4/19 at Elon W 3-0
 4/22 #27 Coastal Carolina* W 6-2
 4/23 #27 Coastal Carolina* W 9-3
 4/23 #27 Coastal Carolina* L 2-11
 4/26 Western Carolina L 2-6
 4/27 at UNC Greensboro L 3-10
 5/6 Charleston Southern* L 3-5
 5/7 Charleston Southern* L 3-10
 5/8 Charleston Southern* L 6-13
 5/10 UNC Greensboro L 4-12
 5/11 at Appalachian State W 6-5 (10)
 5/14 at Radford* L 5-7
 5/14 at Radford* W 7-0
 5/15 at Radford* L 4-5
 5/19 at VMI* W 6-5
 5/20 at VMI* L 0-4
 5/21 at VMI* L 12-17
 5/24 vs. Gardner-Webb (BV) L 4-14
 BV - Big South Tournament (Lexington, Va.)

2012 (28-31, 11-13 BSC-T-7th)

2/17 Army W 2-0
 2/18 Army W 8-5
 2/18 Army L 1-6
 2/21 Charlotte W 12-5

2/22 at Wake Forest W 16-15
 2/25 Dayton W 6-3
 2/25 Dayton L 2-10
 2/26 Dayton W 4-3
 2/28 Virginia Tech L 6-10
 2/29 Elon L 3-6 (11)
 3/2 Mercer L 2-5
 3/3 Mercer W 4-3 (11)
 3/4 Mercer W 3-1
 3/6 Richmond L 6-7
 3/7 Richmond L 4-8
 3/9 Manhattan W 11-6
 3/10 Manhattan W 5-0
 3/11 Manhattan W 2-0
 3/13 at North Carolina A&T W 9-2
 3/16 at Missouri L 7-8
 3/17 at Missouri L 0-4
 3/18 at Missouri W 13-7
 3/21 East Carolina W 10-2
 3/23 at Charleston Southern* W 2-0
 3/24 at Charleston Southern* W 13-9
 3/25 at Charleston Southern* L 5-6
 3/27 Wake Forest L 0-2
 3/30 VMI* W 12-3
 3/31 VMI* W 2-0
 4/3 VMI* W 5-2
 4/3 at Charlotte W 9-5
 4/4 North Carolina A&T L 5-7
 4/6 Radford* W 4-2
 4/7 Radford* L 3-8
 4/7 Radford* L 4-10
 4/13 Presbyterian College* W 5-1
 4/14 Presbyterian College* L 1-3
 4/15 Presbyterian College* L 2-7
 4/17 at #6 North Carolina L 5-10
 4/18 at Elon L 3-12
 4/20 at Coastal Carolina* W 8-5 (12)
 4/21 at Coastal Carolina* L 7-9
 4/21 at Coastal Carolina* L 7-17
 4/24 at Appalachian State L 2-6
 5/4 UNC Asheville* L 4-5
 5/5 UNC Asheville* L 1-7
 5/6 UNC Asheville* L 8-11
 5/9 at #21 Virginia L 3-12
 5/11 at Liberty* L 0-5
 5/12 at Liberty* L 3-6
 5/13 at Liberty* W 13-11
 5/15 at East Carolina L 1-13
 5/17 at Winthrop* L 3-8
 5/18 at Winthrop* W 7-0
 5/19 at Winthrop* W 4-2
 5/22 vs. Campbell (BH) L 4-10
 5/23 vs. UNC Asheville (BH) W 7-1
 5/24 vs. Campbell (BH) W 9-5
 5/25 vs. Coastal Carolina (BH) L 3-4
 BH - Big South Tournament (High Point, N.C.)

2013 (29-29, 15-9 BSC-3rd)

2/15 vs. Kansas State L 1-5
 2/16 vs. George Mason W 8-6
 2/17 at The Citadel W 7-2
 2/20 Charlotte L 3-12
 2/22 LIU-Brooklyn W 5-6
 2/24 LIU-Brooklyn W 14-3
 2/24 LIU Brooklyn W 19-1 (7)
 2/27 at Appalachian State L 4-6
 3/1 at Presbyterian College* L 2-7
 3/2 at Presbyterian College* L 6-7
 3/3 at Presbyterian College* L 1-4
 3/5 Ohio L 7-10
 3/6 Ohio W 4-1
 3/8 at Tulane L 2-3
 3/9 at Tulane W 4-2
 3/10 at Tulane L 10-11
 3/13 at #1 North Carolina L 2-7
 3/15 Central Connecticut State W 6-2
 3/16 Central Connecticut State W 10-2
 3/17 Central Connecticut State L 1-7
 3/20 at East Carolina W 4-2



Max Fulginiti set the record for longest hit streak in Big South Conference history, hitting in 32 straight games from March 10, 2009 to May 8, 2009.

HIGH POINT UNIVERSITY

2016 HPU Baseball Prospectus & Record Book

3/22 Liberty*	L	4-5	2/25 North Carolina Central	W	16-3	5/24 vs. Campbell (BR)	L	1-2 (7)	4/29 Wake Forest	W	4-3
3/22 Liberty*	W	5-3	2/26 at UNCG	W	7-4	BR - Big South Tournament (Rock Hill, S.C.)			5/6 at Davidson	L	4-17
3/23 Liberty*	W	9-3	2/28 vs. Gardner-Webb	W	2-1 (11)				5/8 UNC Asheville*	L	6-13
3/26 Elon	W	8-0	3/1 at Elon	W	6-2	2015 (29-26, 14-10 BSC-5th)			5/9 UNC Asheville*	W	9-6
3/29 at William & Mary	W	7-5 (10)	3/2 vs. Saint Joseph's	L	1-4	2/13 at UNCG	L	8-11	5/10 UNC Asheville*	W	11-3
3/30 at William & Mary	L	4-5	3/5 Elon	W	2-1 (12)	2/14 UNCG	W	12-2	5/14 at Liberty*	W	6-5
3/31 at William & Mary	L	5-9	3/8 Bowling Green	W	11-2	2/20 vs. Ball State (AI)	L	1-3	5/15 at Liberty*	W	5-0
4/2 at Elon	L	7-16	3/9 Bowling Green	W	4-2	2/21 vs. Ball State (AI)	L	3-6	5/16 at Liberty*	L	7-8
4/5 Longwood*	W	12-0	3/9 Bowling Green	L	4-7	2/21 vs. Elon (AI)	L	5-6	5/19 vs. Liberty (BB)	W	8-3
4/6 Longwood*	L	3-7	3/14 Coastal Carolina*	W	3-0	2/27 at South Florida	L	1-2	5/20 vs. Radford (BB)	L	0-4
4/7 Longwood*	L	4-7 (11)	3/15 Coastal Carolina*	L	0-1	2/28 at South Florida	W	10-3	5/21 vs. Longwood (BB)	W	1-0
4/9 Wake Forest	L	7-11 (14)	3/15 Coastal Carolina*	W	11-8	3/1 at South Florida	L	0-3	5/22 vs. Coastal Carolina (BB)	L	3-9
4/10 at Wake Forest	L	6-15	3/19 North Carolina A&T	L	6-7 (10)	3/3 Appalachian State	L	0-4	AI-Games Played in Aiken, S.C.		
4/12 at Radford*	W	11-5 (10)	3/21 at Liberty*	L	4-6	3/4 at #5 South Carolina	L	3-11	BB - Big South Tournament (Boiling Springs, N.C.)		
4/13 at Radford*	W	10-6	3/22 at Liberty*	L	1-8	3/7 LIU Brooklyn	W	4-3 (10)			
4/14 at Radford*	W	8-3	3/23 at Liberty*	L	1-4	3/7 LIU Brooklyn	L	2-3			
4/16 Appalachian State	L	5-8	3/30 at Campbell*	W	8-6	3/8 LIU Brooklyn	W	9-0			
4/17 North Carolina Central	W	7-0	3/30 at Campbell*	L	5-8	3/10 at Charlotte	W	8-4			
4/20 at UNC Asheville*	W	8-5	3/31 at Campbell*	W	10-2	3/13 at College of Charleston	W	6-1			
4/21 at UNC Asheville*	W	3-2 (10)	4/1 Wake Forest	W	5-1	3/14 at College of Charleston	L	9-11			
4/22 at UNC Asheville*	W	7-6	4/2 at Wake Forest	L	6-10	3/15 at College of Charleston	W	6-5			
4/23 at Duke	L	4-5	4/4 at Charleston Southern*	W	6-1	3/17 North Carolina A&T	W	8-3			
4/24 Duke	L	2-4	4/5 at Charleston Southern*	W	6-4	3/20 Campbell*	W	9-2			
5/3 #29 Campbell*	W	3-1	4/6 at Charleston Southern*	W	10-9	3/21 Campbell*	W	10-2			
5/4 #29 Campbell*	L	2-3	4/8 at Appalachian State	W	6-5	3/22 Campbell*	L	4-9			
5/5 #29 Campbell*	L	2-7	4/9 at Elon	L	5-12	3/24 Davidson	W	15-2			
5/7 at North Carolina Central	W	7-4	4/11 VMI*	W	2-1	3/25 at East Carolina	W	13-2			
5/8 at #22 Virginia Tech	L	4-11	4/12 VMI*	L	3-4	3/27 at Longwood*	W	7-4			
5/10 Gardner-Webb*	W	3-1	4/13 VMI*	L	2-4 (16)	3/28 at Longwood*	L	2-5			
5/11 Gardner-Webb*	L	3-4	4/17 Winthrop*	W	6-0	3/29 at Longwood*	W	7-6			
5/12 Gardner-Webb*	W	5-4 (11)	4/18 Winthrop*	W	7-4	3/31 at Appalachian State	L	3-8			
5/14 at Charlotte	L	2-3 (11)	4/18 Winthrop*	W	4-2	4/2 at Winthrop*	W	6-2			
5/17 at VMI*	W	6-2	4/23 at North Carolina A&T	W	25-3	4/3 at Winthrop*	W	17-2			
5/18 at VMI*	W	6-2	5/2 Radford*	W	10-8	4/4 at Winthrop*	L	2-3			
5/19 at VMI*	W	6-4	5/3 Radford*	L	1-3	4/8 at North Carolina A&T	W	10-7			
5/21 vs. Gardner-Webb (BL)	L	2-8	5/4 Radford*	L	3-8	4/11 Coastal Carolina*	L	4-6			
5/22 vs. Longwood (BL)	L	3-11	5/7 at Clemson	L	0-1	4/12 Coastal Carolina*	L	3-8			
BL - Big South Tournament (Lynchburg, Va.)			5/9 at Longwood*	W	3-0	4/13 Coastal Carolina*	L	2-6			
			5/10 at Longwood*	W	6-4	4/14 at #18 North Carolina	L	0-1			
2014 (33-22, 18-9 BSC-3rd)			5/11 at Longwood*	W	4-3	4/17 Presbyterian College*	W	5-1			
2/15 at Mercer	L	2-5	5/13 at East Carolina	L	4-7	4/18 Presbyterian College*	W	10-5			
2/15 at Mercer	L	4-5	5/16 UNC Asheville*	W	9-2	4/18 Presbyterian College*	W	17-4			
2/16 at Mercer	L	3-4	5/17 UNC Asheville*	W	5-4	4/22 North Carolina Central	W	5-0			
2/18 Charlotte	W	4-3 (11)	5/17 UNC Asheville*	W	9-2	4/24 at Radford*	L	6-7			
2/21 William & Mary	L	2-4 (10)	5/20 vs. Radford (BR)	W	3-2	4/24 at Radford*	L	5-6			
2/22 William & Mary	W	6-3	5/22 vs. Liberty (BR)	W	9-0	4/26 at Radford*	W	4-1			
2/23 William & Mary	W	9-8 (11)	5/24 vs. Campbell (BR)	L	1-3	4/28 at Wake Forest	L	0-6			



HPU beat East Carolina, 10-2, on March 21, 2012 in front of 890 fans. It was the largest crowd in Williard Stadium history.

Series vs. Big South Conference Opponents Since 2000

CAMPBELL (10-17)

at High Point: 6-8; at Buies Creek: 4-7
Neutral: 0-2; Current streak: Lost 1

Date	Result	Site
3/1/00	L 7-15	HPU
3/22/00	L 2-12	CU
2/28/01	L 3-4	HPU
4/24/01	L 3-10	CU
4/2/02	L 2-6	HPU
4/23/02	L 6-13	CU
5/7/03	L 4-9	CU
3/4/05	W 18-5	HPU
3/5/05	L 5-11	CU
3/5/05	L 2-8	CU
2/26/08	W 20-13	HPU
4/8/08	W 9-8	CU
3/31/09	L 7-16	HPU
4/7/09	W 9-6	CU
5/22/12	L 4-10	HPU*
5/24/12	W 9-5	HPU*
5/3/13	W 3-1	HPU
5/4/13	L 2-3	HPU
5/5/13	L 2-7	HPU
3/30/14	W 8-6	CU
3/30/14	L 5-8	CU
3/31/14	W 10-2	CU
5/24/14	L 1-3	N/WI*
5/24/14	L 1-2 (7)	N/WI*
3/20/15	W 9-2	HPU
3/21/15	W 10-2	HPU
3/22/15	L 4-9	HPU

CHARLESTON SOUTHERN (18-24)

at High Point: 4-11; at Charleston: 13-11
Neutral: 1-2; Current streak: Won 6

Date	Result	Site
3/31/00	L 2-13	CSU
4/1/00	L 0-5	CSU
4/1/00	L 1-6	CSU
5/19/00	L 2-6	N/CC*
3/31/01	W 4-2 (6)	HPU
5/10/02	L 6-9	CSU
5/11/02	L 5-11	CSU
5/11/02	L 2-28	CSU
5/24/02	L 1-2	N/WI*
4/12/03	L 1-4	HPU
4/13/03	L 5-7	HPU
4/14/03	L 3-8	HPU
5/14/04	L 1-10	CSU
5/15/04	W 5-3	CSU
5/15/04	L 5-6	CSU
4/9/05	L 5-8	HPU
4/9/05	L 4-14	HPU
4/10/05	W 4-3	HPU
3/31/06	W 11-1	CSU
4/1/06	L 4-8	CSU
4/2/06	W 14-9	CSU
5/11/07	L 0-1	HPU
5/12/07	W 18-8	HPU
5/13/07	L 5-11	HPU
4/5/08	W 2-0	CSU
4/5/08	L 5-6	CSU
4/6/08	W 8-2	CSU
4/11/09	L 4-21	HPU
4/11/09	W 14-7	HPU
5/19/09	W 2-1	N/AS*
5/20/10	W 15-7	CSU
5/21/10	W 10-8 (13)	CSU

5/22/10 W 16-11 (8) CSU

5/6/11 L 3-5 HPU

5/7/11 L 3-10 HPU

5/8/11 L 6-13 HPU

3/23/12 W 2-0 CSU

3/24/12 W 13-9 CSU

3/25/12 W 5-6 CSU

4/4/14 W 6-1 CSU

4/5/14 W 6-4 CSU

4/5/14 W 10-9 CSU

COASTAL CAROLINA (10-37)

at High Point: 6-15; at Conway: 3-18

Neutral: 1-4; Current streak: Lost 4

Date	Result	Site
4/22/00	L 0-21	CCU
4/22/00	W 5-2	CCU
4/23/00	L 7-13	CCU
4/21/01	L 1-9	HPU
4/21/01	L 7-13	HPU
4/22/01	L 6-14	HPU
4/13/02	L 0-16	CCU
4/13/02	L 1-8	CCU
4/14/02	L 3-9	CCU
5/23/02	L 2-14	N/WI*
4/19/03	W 3-2	HPU
4/19/03	L 1-5	HPU
5/21/04	L 12-15	CCU
5/22/04	L 3-4	CCU
5/23/04	L 0-4	CCU
3/19/05	L 0-1	HPU
3/20/05	L 3-12	HPU
3/21/05	L 6-9	HPU
3/17/06	L 4-5	CCU
3/18/06	W 7-6 (10)	CCU
3/19/06	L 2-10	CCU
5/24/06	W 1-0 (10)	N/CC*
4/13/07	W 4-3	HPU
4/14/07	L 5-6	HPU
4/14/07	L 1-4	HPU
5/9/08	L 6-7 (11)	CCU
5/10/08	L 8-17	CCU
5/11/08	L 3-12	CCU
4/17/09	L 3-18	HPU
4/18/09	W 12-8	HPU
4/19/09	W 7-2	HPU
5/22/09	L 4-8	N/AS*
4/9/10	L 9-10	CCU
4/10/10	L 4-14	CCU
4/11/10	L 2-7	CCU
5/28/10	L 9-15	N/WI*
4/22/11	W 6-2	HPU
4/23/11	W 9-3	HPU
4/23/11	L 2-11	HPU
4/20/12	W 8-5 (12)	CCU
4/21/12	L 7-9	CCU
4/21/12	L 7-17	CCU
5/25/12	L 3-4	HPU*
3/14/14	W 3-0	HPU
3/15/14	L 0-1	HPU
3/15/14	W 11-8	HPU
4/11/15	L 4-6	HPU
4/12/15	L 3-8	HPU
4/13/15	L 2-6	HPU
5/22/15	L 3-9	N/GW*

GARDNER-WEBB (11-10)

at High Point: 4-5; at Boiling Springs: 6-3
Neutral: 1-2; Current streak: Won 1

Date	Result	Site
2/16/02	W 8-4	GWU
2/17/02	L 0-8	HPU
4/24/03	L 1-5	HPU
3/24/04	W 4-3	GWU
4/15/04	L 1-7	HPU
2/22/05	W 3-2	GWU
5/8/09	W 8-4	GWU
5/9/09	L 3-10	GWU
5/10/09	L 5-9	GWU
5/7/10	L 2-8	HPU
5/8/10	W 7-2	HPU
5/9/10	W 16-10	HPU
3/25/11	W 7-6 (10)	GWU
3/25/11	L 4-11	GWU
3/27/11	W 6-3 (12)	GWU
5/24/11	L 4-14	N/VM*
5/10/13	W 3-1	HPU
5/11/13	L 3-4	HPU
5/12/13	W 5-4 (11)	HPU
5/21/13	L 2-8	N/LU*
2/28/14	W 2-1 (11)	N/E

LIBERTY (19-35)

at High Point: 8-13; at Lynchburg: 7-17
Neutral: 4-5; Current streak: Won 1

Date	Result	Site
3/10/00	L 4-5	HPU
3/11/00	L 6-8	HPU
3/12/00	L 6-10	HPU
5/17/00	L 4-7	N/CC*
5/11/01	L 6-12	LU
5/12/01	L 7-8 (10)	LU
5/12/01	L 8-11	LU
5/17/01	L 0-12	N/LI*
5/17/02	W 6-5	HPU
5/17/02	L 6-12	HPU
5/22/02	W 14-5	N/WI*
5/16/03	W 6-1	HPU
4/3/04	L 6-7	LU
4/4/04	L 3-12	LU
4/5/04	L 7-10	LU
3/25/05	W 7-4	HPU
3/26/05	L 2-4	HPU
3/26/05	L 1-4	HPU
5/19/06	W 11-6	LU
5/20/06	L 9-11	LU
5/21/06	W 13-8	LU
5/25/06	L 7-9	N/CC*
3/23/07	L 5-7	HPU
3/24/07	W 10-2	HPU
3/25/07	W 8-4	HPU
5/16/08	L 1-8	LU
5/17/08	L 4-5	LU
5/18/08	W 8-4 (10)	LU
3/20/09	L 8-9	HPU
3/21/09	L 3-7	HPU
3/22/09	L 5-19	HPU
5/21/09	L 10-20	N/AS*
4/2/10	L 4-6	LU
4/3/10	L 8-14	LU
4/3/10	W 5-4	LU
5/27/10	W 2-1	N/WI*
5/29/10	L 5-9	N/WI*
4/8/11	W 6-2	HPU

4/9/11	L 0-9	HPU
4/10/11	L 9-14	HPU
5/11/12	L 0-5	LU
5/12/12	L 3-6	LU
5/13/12	W 13-11	LU
3/22/13	L 4-5	HPU
3/22/13	W 5-3	HPU
3/23/13	W 9-3	HPU
3/21/14	L 4-6	LU
3/22/14	L 1-6	LU
3/23/14	L 1-4	LU
5/22/14	W 9-0	N/WI*
5/14/15	W 6-5	LU
5/15/15	W 5-0	LU
5/16/15	L 7-8	LU
5/19/15	W 8-3	N/GW*

LONGWOOD (10-5)

at High Point: 2-3; at Longwood: 7-1
Neutral: 1-1; Current streak: Won 2

Date	Result	Site
2/7/07	W 7-2	HPU/FH
4/26/07	W 3-2	LW
4/24/08	W 3-2 (10)	LW
5/7/08	L 7-9	HPU
4/5/13	W 12-0	HPU
4/6/13	L 3-7	HPU
4/7/13	L 4-7 (11)	HPU
5/22/13	L 3-11	N/LU*
5/9/14	W 3-0	LW
5/10/14	W 6-4	LW
5/11/14	W 4-3	LW
3/27/15	W 7-4	LW
3/28/15	L 2-5	LW
3/29/15	W 7-6	LW
5/21/15	W 1-0	N/GW*

UNC ASHEVILLE (31-21)

at High Point: 18-10; at Asheville: 13-8
Neutral: 0-3; Current streak: Won 2

Date	Result	Site
4/17/00	L 1-4	HPU
4/17/00	W 3-1	HPU
4/20/00	L 5-6	HPU
4/13/01	L 1-7	ASH
4/14/01	L 1-5	ASH
4/14/01	W 11-2	ASH
3/29/02	W 3-2	HPU
3/29/02	L 2-4	HPU
3/30/02	W 2-1	HPU
3/22/03	L 4-13	ASH
3/22/03	L 5-7	ASH
3/23/03	L 3-13	ASH
4/9/04	L 3-9	HPU
4/10/04	W 4-1	HPU
4/10/04	L 9-10 (8)	HPU
4/3/05	W 5-3	ASH
4/3/05	W 4-1	ASH
4/4/05	W 5-4	ASH
4/22/06	L 2-6	HPU
4/23/06	W 3-2	HPU
4/24/06	W 2-0	HPU
5/26/06	L 2-12	N/CC*
4/20/07	W 3-2	ASH
4/21/07	W 9-8	ASH
4/22/07	W 7-3	ASH
5/24/07	L 7-9	N/WI*

• CONTINUED ON NEXT PAGE

Series vs. Big South Conference Opponents Since 2000 (cont.)

<p>3/28/08 W 3-2 HPU 3/29/08 W 2-1 HPU 3/30/08 W 11-2 HPU 5/20/08 L 2-3 (10) N/LI* 3/29/09 W 9-4 ASH 3/30/09 W 8-7 (11) ASH 3/30/09 L 5-8 ASH 4/23/10 W 7-1 HPU 4/24/10 W 9-1 HPU 4/24/10 W 17-10 HPU 4/15/11 W 8-7 ASH 4/17/11 L 3-9 ASH 4/17/11 L 4-7 ASH 5/4/12 L 4-5 HPU 5/5/12 L 1-7 HPU 5/6/12 L 8-11 HPU 5/23/12 W 7-1 HPU* 4/20/13 W 8-5 ASH 4/21/13 W 3-2 (10) ASH 4/22/13 W 7-6 ASH 5/16/14 W 9-2 HPU 5/17/14 W 5-4 HPU 5/17/14 W 9-2 HPU 5/8/15 L 6-13 HPU 5/9/15 W 9-6 HPU 5/10/15 W 11-3 HPU</p> <p>PRESBYTERIAN COLLEGE (10-8) at High Point: 8-4; at Clinton: 2-4 Neutral: 0-0; Current streak: Won 3</p> <table border="0" style="width: 100%;"> <thead> <tr> <th>Date</th> <th>Result</th> <th>Site</th> </tr> </thead> <tbody> <tr><td>4/3/09</td><td>W 6-5</td><td>HPU</td></tr> <tr><td>4/4/09</td><td>W 7-6</td><td>HPU</td></tr> <tr><td>4/5/09</td><td>W 10-4</td><td>HPU</td></tr> <tr><td>5/14/10</td><td>W 7-4</td><td>PC</td></tr> <tr><td>5/15/10</td><td>W 17-3</td><td>PC</td></tr> <tr><td>5/16/10</td><td>L 9-10</td><td>PC</td></tr> <tr><td>3/18/11</td><td>L 1-4</td><td>HPU</td></tr> <tr><td>3/19/11</td><td>L 5-6</td><td>HPU</td></tr> <tr><td>3/20/11</td><td>W 4-3</td><td>HPU</td></tr> <tr><td>4/13/12</td><td>W 5-1</td><td>HPU</td></tr> <tr><td>4/14/12</td><td>L 1-3</td><td>HPU</td></tr> <tr><td>4/15/12</td><td>L 2-7</td><td>HPU</td></tr> <tr><td>3/1/13</td><td>L 2-7</td><td>PC</td></tr> </tbody> </table>	Date	Result	Site	4/3/09	W 6-5	HPU	4/4/09	W 7-6	HPU	4/5/09	W 10-4	HPU	5/14/10	W 7-4	PC	5/15/10	W 17-3	PC	5/16/10	L 9-10	PC	3/18/11	L 1-4	HPU	3/19/11	L 5-6	HPU	3/20/11	W 4-3	HPU	4/13/12	W 5-1	HPU	4/14/12	L 1-3	HPU	4/15/12	L 2-7	HPU	3/1/13	L 2-7	PC	<p>3/2/13 L 6-7 PC 3/3/13 L 1-4 PC 4/17/15 W 5-1 HPU 4/18/15 W 10-5 HPU 4/18/15 W 17-4 HPU</p> <p>RADFORD (28-23) at High Point: 11-13; at Radford: 13-8 Neutral: 4-1; Current streak: Lost 1</p> <table border="0" style="width: 100%;"> <thead> <tr> <th>Date</th> <th>Result</th> <th>Site</th> </tr> </thead> <tbody> <tr><td>4/29/00</td><td>W 2-1</td><td>HPU</td></tr> <tr><td>4/30/00</td><td>L 5-11</td><td>HPU</td></tr> <tr><td>4/30/00</td><td>L 0-16</td><td>HPU</td></tr> <tr><td>3/24/01</td><td>W 11-4</td><td>RU</td></tr> <tr><td>3/24/01</td><td>W 9-4</td><td>RU</td></tr> <tr><td>3/24/01</td><td>L 2-4</td><td>RU</td></tr> <tr><td>5/17/01</td><td>W 7-2</td><td>N/LI*</td></tr> <tr><td>4/6/02</td><td>W 8-5</td><td>HPU</td></tr> <tr><td>4/6/02</td><td>L 9-12</td><td>HPU</td></tr> <tr><td>4/7/02</td><td>W 6-5</td><td>HPU</td></tr> <tr><td>4/4/03</td><td>W 7-5 (10)</td><td>RU</td></tr> <tr><td>4/5/03</td><td>L 6-7</td><td>RU</td></tr> <tr><td>4/6/03</td><td>W 14-4</td><td>RU</td></tr> <tr><td>3/19/04</td><td>L 0-11</td><td>HPU</td></tr> <tr><td>3/20/04</td><td>L 2-3</td><td>HPU</td></tr> <tr><td>3/21/04</td><td>L 2-7</td><td>HPU</td></tr> <tr><td>4/15/05</td><td>L 2-15</td><td>RU</td></tr> <tr><td>4/16/05</td><td>W 2-1</td><td>RU</td></tr> <tr><td>4/17/05</td><td>L 9-19</td><td>RU</td></tr> <tr><td>3/24/06</td><td>W 8-1</td><td>HPU</td></tr> <tr><td>3/25/06</td><td>W 5-4</td><td>HPU</td></tr> <tr><td>3/26/06</td><td>W 6-4</td><td>HPU</td></tr> <tr><td>3/30/07</td><td>W 13-10 (10)</td><td>RU</td></tr> <tr><td>3/31/07</td><td>L 5-9</td><td>RU</td></tr> <tr><td>4/1/07</td><td>W 6-3</td><td>RU</td></tr> <tr><td>5/22/07</td><td>W 9-3</td><td>N/WI*</td></tr> <tr><td>4/18/08</td><td>W 8-1</td><td>HPU</td></tr> <tr><td>4/19/08</td><td>W 11-7</td><td>HPU</td></tr> <tr><td>4/20/08</td><td>L 4-7</td><td>HPU</td></tr> <tr><td>3/13/09</td><td>W 16-11 (8)</td><td>RU</td></tr> <tr><td>4/16/10</td><td>L 4-9</td><td>HPU</td></tr> <tr><td>4/17/10</td><td>W 13-12</td><td>HPU</td></tr> <tr><td>4/18/10</td><td>L 17-18</td><td>HPU</td></tr> <tr><td>5/26/10</td><td>W 10-8</td><td>N/WI*</td></tr> </tbody> </table>	Date	Result	Site	4/29/00	W 2-1	HPU	4/30/00	L 5-11	HPU	4/30/00	L 0-16	HPU	3/24/01	W 11-4	RU	3/24/01	W 9-4	RU	3/24/01	L 2-4	RU	5/17/01	W 7-2	N/LI*	4/6/02	W 8-5	HPU	4/6/02	L 9-12	HPU	4/7/02	W 6-5	HPU	4/4/03	W 7-5 (10)	RU	4/5/03	L 6-7	RU	4/6/03	W 14-4	RU	3/19/04	L 0-11	HPU	3/20/04	L 2-3	HPU	3/21/04	L 2-7	HPU	4/15/05	L 2-15	RU	4/16/05	W 2-1	RU	4/17/05	L 9-19	RU	3/24/06	W 8-1	HPU	3/25/06	W 5-4	HPU	3/26/06	W 6-4	HPU	3/30/07	W 13-10 (10)	RU	3/31/07	L 5-9	RU	4/1/07	W 6-3	RU	5/22/07	W 9-3	N/WI*	4/18/08	W 8-1	HPU	4/19/08	W 11-7	HPU	4/20/08	L 4-7	HPU	3/13/09	W 16-11 (8)	RU	4/16/10	L 4-9	HPU	4/17/10	W 13-12	HPU	4/18/10	L 17-18	HPU	5/26/10	W 10-8	N/WI*	<p>5/14/11 L 5-7 RU 5/14/11 W 7-0 RU 5/15/11 L 4-5 RU 4/6/12 W 4-2 HPU 4/7/12 L 3-8 HPU 4/7/12 L 4-10 HPU 4/12/13 W 11-5 (10) RU 4/13/13 W 10-6 RU 4/14/13 W 8-3 RU 5/2/14 W 10-8 HPU 5/3/14 L 1-3 HPU 5/4/14 L 3-8 HPU 5/20/14 W 3-2 N/WI* 4/24/15 L 6-7 RU 4/24/15 L 5-6 RU 4/26/15 W 4-1 RU 5/20/15 L 0-4 N/GW</p> <p>WINTHROP (16-31) at High Point: 4-17; at Rock Hill: 11-14 Neutral: 1-1; Current streak: Lost 1</p> <table border="0" style="width: 100%;"> <thead> <tr> <th>Date</th> <th>Result</th> <th>Site</th> </tr> </thead> <tbody> <tr><td>5/13/00</td><td>W 6-0</td><td>WU</td></tr> <tr><td>5/13/00</td><td>W 3-1</td><td>WU</td></tr> <tr><td>5/14/00</td><td>L 2-9</td><td>WU</td></tr> <tr><td>5/5/01</td><td>L 5-13</td><td>HPU</td></tr> <tr><td>5/5/01</td><td>L 5-10 (8)</td><td>HPU</td></tr> <tr><td>5/6/01</td><td>L 7-9</td><td>HPU</td></tr> <tr><td>5/5/02</td><td>W 8-4</td><td>WU</td></tr> <tr><td>5/5/02</td><td>L 2-4</td><td>WU</td></tr> <tr><td>5/6/02</td><td>W 10-8</td><td>WU</td></tr> <tr><td>5/9/03</td><td>L 2-4</td><td>HPU</td></tr> <tr><td>5/10/03</td><td>W 3-2 (10)</td><td>HPU</td></tr> <tr><td>5/11/03</td><td>L 1-7</td><td>HPU</td></tr> <tr><td>3/26/04</td><td>L 9-12</td><td>WU</td></tr> <tr><td>3/27/04</td><td>L 1-8</td><td>WU</td></tr> <tr><td>3/28/04</td><td>L 2-14</td><td>WU</td></tr> <tr><td>5/7/05</td><td>L 3-9</td><td>HPU</td></tr> <tr><td>5/8/05</td><td>L 6-12</td><td>HPU</td></tr> <tr><td>5/9/05</td><td>L 2-8</td><td>HPU</td></tr> <tr><td>5/12/06</td><td>L 5-6</td><td>WU</td></tr> <tr><td>5/13/06</td><td>L 1-3</td><td>WU</td></tr> <tr><td>5/14/06</td><td>L 1-10</td><td>WU</td></tr> <tr><td>5/6/07</td><td>L 2-11</td><td>HPU</td></tr> </tbody> </table>	Date	Result	Site	5/13/00	W 6-0	WU	5/13/00	W 3-1	WU	5/14/00	L 2-9	WU	5/5/01	L 5-13	HPU	5/5/01	L 5-10 (8)	HPU	5/6/01	L 7-9	HPU	5/5/02	W 8-4	WU	5/5/02	L 2-4	WU	5/6/02	W 10-8	WU	5/9/03	L 2-4	HPU	5/10/03	W 3-2 (10)	HPU	5/11/03	L 1-7	HPU	3/26/04	L 9-12	WU	3/27/04	L 1-8	WU	3/28/04	L 2-14	WU	5/7/05	L 3-9	HPU	5/8/05	L 6-12	HPU	5/9/05	L 2-8	HPU	5/12/06	L 5-6	WU	5/13/06	L 1-3	WU	5/14/06	L 1-10	WU	5/6/07	L 2-11	HPU	<p>5/7/07 L 1-6 HPU 5/8/07 L 4-5 HPU 5/23/07 L 5-6 N/WI* 4/11/08 W 4-3 WU 4/12/08 L 4-5 WU 4/13/08 L 0-3 WU 3/6/09 L 3-4 HPU 3/7/09 L 1-3 HPU 3/8/09 L 4-8 HPU 5/20/09 W 7-4 N/AS* 3/26/10 W 15-4 WU 3/27/10 W 15-9 WU 3/27/10 L 4-8 WU 4/11/11 L 3-7 HPU 4/2/11 L 5-7 HPU 4/3/11 L 8-10 HPU 5/17/12 L 3-8 WU 5/18/12 W 7-0 WU 5/19/12 W 4-2 WU 4/17/14 W 6-0 HPU 4/18/14 W 7-4 HPU 4/18/14 W 4-2 HPU 4/2/15 W 6-2 WU 4/3/15 W 17-2 WU 4/4/15 L 2-3 WU</p> <p>KEY TO SITES * - Big South Tournament game N/CC - Neutral at Conway, S.C. N/LI - Neutral at Danville, Va. N/WI - Neutral at Rock Hill, S.C. N/AS - Neutral at Asheville, N.C. N/VM - Neutral at Lexington, Va. N/LU - Neutral at Lynchburg, Va. N/E - Neutral at Elon, N.C. N/GW - Neutral at Boiling Springs, N.C. HPU/FH - First Horizon Park, Greensboro</p>
Date	Result	Site																																																																																																																																																																																																																									
4/3/09	W 6-5	HPU																																																																																																																																																																																																																									
4/4/09	W 7-6	HPU																																																																																																																																																																																																																									
4/5/09	W 10-4	HPU																																																																																																																																																																																																																									
5/14/10	W 7-4	PC																																																																																																																																																																																																																									
5/15/10	W 17-3	PC																																																																																																																																																																																																																									
5/16/10	L 9-10	PC																																																																																																																																																																																																																									
3/18/11	L 1-4	HPU																																																																																																																																																																																																																									
3/19/11	L 5-6	HPU																																																																																																																																																																																																																									
3/20/11	W 4-3	HPU																																																																																																																																																																																																																									
4/13/12	W 5-1	HPU																																																																																																																																																																																																																									
4/14/12	L 1-3	HPU																																																																																																																																																																																																																									
4/15/12	L 2-7	HPU																																																																																																																																																																																																																									
3/1/13	L 2-7	PC																																																																																																																																																																																																																									
Date	Result	Site																																																																																																																																																																																																																									
4/29/00	W 2-1	HPU																																																																																																																																																																																																																									
4/30/00	L 5-11	HPU																																																																																																																																																																																																																									
4/30/00	L 0-16	HPU																																																																																																																																																																																																																									
3/24/01	W 11-4	RU																																																																																																																																																																																																																									
3/24/01	W 9-4	RU																																																																																																																																																																																																																									
3/24/01	L 2-4	RU																																																																																																																																																																																																																									
5/17/01	W 7-2	N/LI*																																																																																																																																																																																																																									
4/6/02	W 8-5	HPU																																																																																																																																																																																																																									
4/6/02	L 9-12	HPU																																																																																																																																																																																																																									
4/7/02	W 6-5	HPU																																																																																																																																																																																																																									
4/4/03	W 7-5 (10)	RU																																																																																																																																																																																																																									
4/5/03	L 6-7	RU																																																																																																																																																																																																																									
4/6/03	W 14-4	RU																																																																																																																																																																																																																									
3/19/04	L 0-11	HPU																																																																																																																																																																																																																									
3/20/04	L 2-3	HPU																																																																																																																																																																																																																									
3/21/04	L 2-7	HPU																																																																																																																																																																																																																									
4/15/05	L 2-15	RU																																																																																																																																																																																																																									
4/16/05	W 2-1	RU																																																																																																																																																																																																																									
4/17/05	L 9-19	RU																																																																																																																																																																																																																									
3/24/06	W 8-1	HPU																																																																																																																																																																																																																									
3/25/06	W 5-4	HPU																																																																																																																																																																																																																									
3/26/06	W 6-4	HPU																																																																																																																																																																																																																									
3/30/07	W 13-10 (10)	RU																																																																																																																																																																																																																									
3/31/07	L 5-9	RU																																																																																																																																																																																																																									
4/1/07	W 6-3	RU																																																																																																																																																																																																																									
5/22/07	W 9-3	N/WI*																																																																																																																																																																																																																									
4/18/08	W 8-1	HPU																																																																																																																																																																																																																									
4/19/08	W 11-7	HPU																																																																																																																																																																																																																									
4/20/08	L 4-7	HPU																																																																																																																																																																																																																									
3/13/09	W 16-11 (8)	RU																																																																																																																																																																																																																									
4/16/10	L 4-9	HPU																																																																																																																																																																																																																									
4/17/10	W 13-12	HPU																																																																																																																																																																																																																									
4/18/10	L 17-18	HPU																																																																																																																																																																																																																									
5/26/10	W 10-8	N/WI*																																																																																																																																																																																																																									
Date	Result	Site																																																																																																																																																																																																																									
5/13/00	W 6-0	WU																																																																																																																																																																																																																									
5/13/00	W 3-1	WU																																																																																																																																																																																																																									
5/14/00	L 2-9	WU																																																																																																																																																																																																																									
5/5/01	L 5-13	HPU																																																																																																																																																																																																																									
5/5/01	L 5-10 (8)	HPU																																																																																																																																																																																																																									
5/6/01	L 7-9	HPU																																																																																																																																																																																																																									
5/5/02	W 8-4	WU																																																																																																																																																																																																																									
5/5/02	L 2-4	WU																																																																																																																																																																																																																									
5/6/02	W 10-8	WU																																																																																																																																																																																																																									
5/9/03	L 2-4	HPU																																																																																																																																																																																																																									
5/10/03	W 3-2 (10)	HPU																																																																																																																																																																																																																									
5/11/03	L 1-7	HPU																																																																																																																																																																																																																									
3/26/04	L 9-12	WU																																																																																																																																																																																																																									
3/27/04	L 1-8	WU																																																																																																																																																																																																																									
3/28/04	L 2-14	WU																																																																																																																																																																																																																									
5/7/05	L 3-9	HPU																																																																																																																																																																																																																									
5/8/05	L 6-12	HPU																																																																																																																																																																																																																									
5/9/05	L 2-8	HPU																																																																																																																																																																																																																									
5/12/06	L 5-6	WU																																																																																																																																																																																																																									
5/13/06	L 1-3	WU																																																																																																																																																																																																																									
5/14/06	L 1-10	WU																																																																																																																																																																																																																									
5/6/07	L 2-11	HPU																																																																																																																																																																																																																									



Year-By-Year Results

Year	Coach	W-L	Affiliation	Year	Coach	W-L	Affiliation
1933	Virgil Yow	10-11	NAIA	1968	Chuck Hartman	19-20	NAIA
1934	Virgil Yow	13-7	NAIA	1969	Chuck Hartman	27-16	NAIA
1935	Virgil Yow	9-9	NAIA	1970	Chuck Hartman	30-9	NAIA
1936	Virgil Yow	6-10	NAIA	1971	Chuck Hartman	35-11	NAIA
1937	Virgil Yow	11-4	NAIA	1972	Chuck Hartman	34-9	NAIA
1938	Virgil Yow	6-10	NAIA	1973	Chuck Hartman	32-11	NAIA
1939	Virgil Yow	9-6-1	NAIA	1974	Chuck Hartman	32-10	NAIA
1940	Virgil Yow	5-7-1	NAIA	1975	Chuck Hartman	42-6	NAIA
1941	Virgil Yow	1-4	NAIA	1976	Chuck Hartman	34-13	NAIA
1942-1945	No team due to World War II			1977	Chuck Hartman	37-12	NAIA
1946	Ralph James	N/A	NAIA	1978	Chuck Hartman	32-9	NAIA
1947	Ralph James	N/A	NAIA	1979	Jim Speight	38-15-1	NAIA
1948	Ralph James	N/A	NAIA	1980	Jim Speight	21-18	NAIA
1949	Ralph James	N/A	NAIA	1981	Jim Speight	22-15	NAIA
1950	N/A	N/A	NAIA	1982	Jim Speight	29-13	NAIA
1951	N/A	N/A	NAIA	1983	Jim Speight	23-13	NAIA
1952	N/A	N/A	NAIA	1984	Jim Speight	11-21	NAIA
1953	N/A	N/A	NAIA	1985	Jim Speight	31-15	NAIA
1954	N/A	N/A	NAIA	1986	Jim Speight	27-12-1	NAIA
1955	Virgil Yow	2-18	NAIA	1987	Jim Speight	27-12	NAIA
1956	Virgil Yow	5-7	NAIA	1988	Jim Speight	13-28	NAIA
1957	Virgil Yow	4-8	NAIA	1989	Jim Speight	22-15	NAIA
1958	Dr. Jack Netcher	N/A	NAIA	1990	Jim Speight	32-18	NAIA
1959	Dr. Jack Netcher	N/A	NAIA	1991	Jim Speight	17-24	NAIA
1960	Chuck Hartman	8-15	NAIA	1992	Jim Speight	15-28	NAIA
1961	Chuck Hartman	9-14	NAIA	1993	Jim Speight	20-23	NAIA/DII
1962	Chuck Hartman	13-14	NAIA	1994	Jim Speight	11-30	NAIA/DII
1963	Chuck Hartman	13-12	NAIA	1995	Jim Speight	15-22	NCAA DII
1964	Chuck Hartman	16-13	NAIA	1996	Jim Speight	11-29	NCAA DII
1965	Chuck Hartman	18-13	NAIA	1997	Jim Speight	9-34	NCAA DII
1966	Chuck Hartman	23-11	NAIA	1998	Jim Speight	19-21	NCAA DII
1967	Chuck Hartman	29-9	NAIA	1999	Jim Speight	11-38-1	NCAA DII

Div. I Era	Coach	W-L	Big South
2000	Jim Speight	22-36-1	6-15
2001	Jim Speight	21-33	5-14
2002	Sal Bando, Jr.	26-31	9-11
2003	Sal Bando, Jr.	14-37	5-12
2004	Sal Bando, Jr.	11-44	4-20
2005	Sal Bando, Jr.	19-36	6-18
2006	Sal Bando, Jr.	27-32	14-10
2007	Sal Bando, Jr.	27-30	10-11
2008	Sal Bando, Jr.	20-33	9-12
2009	Craig Cozart	21-32	11-12
2010	Craig Cozart	31-29	15-12
2011	Craig Cozart	24-32	9-18
2012	Craig Cozart	28-31	11-13
2013	Craig Cozart	29-29	15-9
2014	Craig Cozart	33-22	18-9
2015	Craig Cozart	29-26	14-10

COACHING RECORDS

Coach	Seasons	W-L
Virgil Yow ('33-41, '55-59)	12	81-101-2 (.446)
Chuck Hartman(1960-78)	19	483-227(.680)
Jim Speight (1979-01)	23	467-513-3 (.477)
Sal Bando, Jr. (2002-08)	7	144-243 (.372)
Craig Cozart (2009-present)	7	195-201 (.492)

BIG SOUTH COACHING RECORDS

Coach	Seasons	W-L
Jim Speight (1979-01)	2	11-29 (.275)
Sal Bando, Jr. (2002-08)	7	57-103 (.356)
Craig Cozart (2009-present)	7	93-83 (.528)

Program Record (79 Seasons): 1370-1285-5 (.516)
 Div. I Record (16 Seasons): 382-513-1 (.427)
 Big South Record (16 Seasons): 197-206 (.489)

**Due to incomplete records, this information reflects all available material and is as accurate as possible.*

High Point University's All-Time Big South Tournament Results (15-24)

2000	No. 1 Liberty 7 No. 8 HPU 4
	No. 8 HPU 5 No. 5 Elon 4
	No. 2 Charleston Southern 6..... No. 8 HPU 2
2001	No. 3 Liberty 12 No. 6 HPU 0
	No. 6 HPU 7 No. 7 Radford 2
	No. 4 Elon 20 No. 6 HPU 3
2002	No. 5 HPU 14 No. 4 Liberty 5
	No. 1 Coastal Carolina 14..... No. 5 HPU 2
	No. 3 Charleston Southern 2..... No. 5 HPU 1
2006	No. 4 HPU 1No. 1 Coastal Carolina 0
	No. 5 Liberty 9 No. 4 HPU 7
	No. 6 Asheville 12..... No. 4 HPU 2
2007	No. 5 HPU 8 No. 8 Radford 3
	No. 2 Winthrop 6 No. 5 HPU 5
	No. 6 Asheville 9 No. 5 HPU 7

2008	No. 8 Asheville 3..... No. 5 HPU 2
2009	No. 6 HPU 2No. 7 Charleston Southern 1
	No. 6 HPU 7 No. 2 Winthrop 4
	No. 3 Liberty 20 No. 6 HPU 10
	No. 1 Coastal Carolina 8..... No. 6 HPU 4
2010	No. 4 HPU 10No. 3 Radford 8
	No. 4 HPU 2 No. 2 Liberty 1
	No. 1 Coastal Carolina 15..... No. 4 HPU 9
	No. 2 Liberty 9 No. 4 HPU 5
2011	No. 5 Gardner-Webb 14..... No. 8 HPU 4
2012	No. 2 Campbell 10..... No. 7 HPU 4
	No. 7 HPU 7No. 6 UNC Asheville 1
	No. 7 HPU 9No. 2 Campbell 5
	No. 1 Coastal Carolina 4..... No. 7 HPU 3

2013	No. 6 Gardner-Webb 8..... No. 3 HPU 2
	No. 7 Longwood 11 No. 3 HPU 3
2014	No. 4 HPU 3 No. 5 Radford 2
	No. 4 HPU 9 No. 1 Liberty 0
	No. 3 Campbell 3..... No. 4 HPU 1
	No. 3 Campbell 2..... No. 4 HPU 1
2015	No. 5 HPU 8 No. 4 Liberty 3
	No. 1 Radford 4..... No. 5 HPU 0
	No. 5 HPU 1 No. 7 Longwood 0
	No. 2 Coastal Carolina 9..... No. 5 HPU 3