



# MARSHALL THUNDERING HERD™

Marshall Sports Information • P.O. Box 1360 • Huntington, W.Va. 25701  
Softball Contact: Scott Hall • hall133@marshall.edu  
Office: 304-696-4662 • Cell: 540-539-2032



@HERDzone

## 2022 SCHEDULE 33-16, 15-9 C-USA

Date	Opponent	Time
<b>Buzz Classic - Atlanta, Ga.</b> <b>Hosted by Georgia Tech</b>		
Feb. 11	vs. Saint Joseph's	(6inn) W, 8-0
Feb. 11	vs. Villanova	(5inn) L, 9-1
Feb. 12	vs. Villanova	(5inn) W, 8-0
Feb. 12	vs. Saint Joseph's	W, 6-4
Feb. 13	at Georgia Tech	Canceled
<b>Battle at the Beach - Conway, S.C.</b> <b>Hosted by Coastal Carolina</b>		
Feb. 18	vs. South Carolina	L, 7-5
Feb. 18	at Coastal Carolina	L, 4-3
Feb. 19	vs. South Carolina	L, 7-3
Feb. 19	at Coastal Carolina	W, 9-7
Feb. 20	vs. Fordham	(5inn) W, 8-0
<b>Camel Stampede - Buies Creek, N.C.</b> <b>Hosted by Campbell</b>		
Feb. 25	vs. Kent State	L, 1-0
Feb. 25	vs. Howard	(5 inn) W, 15-2
Feb. 26	vs. Howard	W, 9-2
Feb. 26	at Campbell	W, 6-3
Feb. 27	vs. Kent State	Canceled (weather)
<b>Marshall Round Robin - Huntington, W.Va.</b>		
Mar. 3	vs. Purdue Fort Wayne	(5 inn) W, 11-0
Mar. 4	vs. Purdue Fort Wayne	(5 inn) W, 8-0
Mar. 4	vs. Maryland Eastern Shore	W, 4-0
Mar. 5	vs. Winthrop	W, 6-0
Mar. 5	vs. Maryland Eastern Shore	(5 inn) W, 14-1
<b>Thundering Herd March Madness - Huntington, W.Va.</b>		
Mar. 11	vs. Fairfield	(6 inn) W, 8-0
Mar. 11	vs. Norfolk State	W, 7-6
Mar. 12	vs. Western Carolina	Canceled (snow)
Mar. 13	vs. Fairfield	W, 8-4
Mar. 16	at Ohio	L, 8-7
Mar. 18	at UAB*	L, 1-0
Mar. 19	at UAB*	L, 5-2
Mar. 20	at UAB*	L, 8-7
Mar. 22	at Bellarmine	Canceled (weather)
Mar. 22	at Bellarmine	Canceled (weather)
Mar. 25	vs. Middle Tennessee*	W, 4-1
Mar. 26	vs. Middle Tennessee*	(6 inn) W, 9-1
Mar. 27	vs. Middle Tennessee*	(6 inn) W, 9-1
Mar. 29	at Akron	Postponed
Mar. 29	at Akron	Postponed
Apr. 1	vs. Charlotte*	W, 11-4
Apr. 2	vs. Charlotte*	(8 inn) W, 11-10
Apr. 3	vs. Charlotte*	W, 4-3
Apr. 5	at Radford	Postponed
Apr. 5	at Radford	Postponed
Apr. 8	at Florida Atlantic*	(8 inn) W, 7-2
Apr. 9	at Florida Atlantic*	L, 4-1
Apr. 10	at Florida Atlantic*	W, 3-2
Apr. 12	at Northern Kentucky	W, 3-2
Apr. 12	at Northern Kentucky	L, 5-4
Apr. 14	vs. FIU*	W, 6-0
Apr. 15	vs. FIU*	W, 3-2
Apr. 16	vs. FIU*	(5 inn) W, 8-0
Apr. 20	vs. Morehead State	(5 inn) W, 9-1
Apr. 22	at WKU*	W, 2-0
Apr. 23	at WKU*	L, 10-9
Apr. 24	at WKU*	(5 inn) L, 10-0
Apr. 27	at Radford	Canceled
Apr. 29	vs. UTEP*	W, 1-0
Apr. 30	vs. UTEP*	L, 4-3
May 1	vs. UTEP*	(5 inn) W, 13-2
May 3	at Akron	Canceled
May 6	at North Texas*	(8 inn) L, 1-0
May 7	at North Texas*	(6 inn) L, 12-4
May 8	at North Texas*	W, 9-6
<b>Conference USA Tournament - Denton, Texas</b> <b>Hosted by North Texas, May 11-14</b>		
May 6	vs. #5 FAU/#8 UTSA	8:30 p.m.

**Key**  
\* C-USA Game  
Home Games at Dot Hicks Field in **Bold & Green**  
All Times are Eastern

## The Journey of MUSB The Conference USA Tournament



Marshall Thundering Herd  
2022 Record: 33-16, 15-9  
Head Coach  
Megan Smith Lyon (4th)  
Overall Record: 506-323  
School Record: 113-58

2021 Record.....	20-13
2021 Conf. Record.....	8-8
2021 Conf. Finish.....	7th
2021 Conf. Tourn.....	1-1
2021 NCAA Tourn.....	N/A

### 2022 Team Stats

Batting Avg.....	.319
Opp. Batting Avg.....	.239
Runs.....	296
Runs Allowed.....	162
Hits.....	403
Hits Allowed.....	284
Doubles.....	85
Doubles Allowed.....	46
Triples.....	2
Triples Allowed.....	6
Home Runs.....	64
Home Runs Allowed.....	31
RBI.....	271
Total Bases.....	684
Slugging %.....	.542
Walks.....	159
Walks Allowed.....	99
HBP.....	45
On Base %.....	.411
SB.....	36-40
SB Allowed.....	78-85
ERA.....	2.83
Complete Games.....	32
Shutouts.....	12
Saves.....	3
Innings Pitched.....	308.2
Strikeouts.....	355
Fielding %.....	.960
Putouts.....	926
Assists.....	346
Errors.....	53
Double Plays.....	13

### Marshall's Conference USA History (2006-2022)

15th trip to the Tournament - 33 games, 17-16 record  
Marshall played in the C-USA Tournament from 2006-2009 and did not qualify in 2010. The Herd has not missed a postseason tournament since. The tourney was not played in 2020 due to COVID.

**First C-USA Tournament: 2006** - Marshall's first season in the league. MU earned the #2 seed and advanced to the Championship game, losing 3-0 to #1 Tulsa on a walk-off home run from Brooke Smart.

**3-Straight Championship Trips:** From 2012-2014, MU appeared in the title game, falling to Tulsa in 2012 (3-2) and again in 2014 (8-0). The Herd won the Championship and the automatic bid to the NCAA Tournament in 2013 with a 3-1 win over #2 Houston.

**2019 Championship:** MU played in its 5th C-USA Title game, losing to LA Tech

Date	Opponent	Result	Score	Location
2006 (#2)	Southern Miss (#6)	Win	7-4	Tulsa, Okla.
2006	Tulsa (#1)	Win	1-0	Tulsa, Okla.
2006	Tulsa* (#1)	Loss	3-0	Tulsa, Okla.
2007 (#5)	UCF (#4)	Loss	5-3	Orlando, Fla.
2007	Memphis (#6)	Win	1-0	Orlando, Fla.
2007	Houston (#1)	Loss	4-2	Orlando, Fla.
2008 (#4)	East Carolina (#5)	Loss	7-2	Houston, Texas
2009 (#4)	UCF (#5)	Win	2-1	El Paso, Texas
2009	Tulsa (#1)	Loss	6-4	El Paso, Texas
2011 (#7)	Tulsa (#2)	Loss	10-0 (5inn)	Greenville, N.C.
2012 (#3)	East Carolina (#6)	Win	8-1	Birmingham, Ala.
2012	UAB (#2)	Win	3-2 (10inn)	Birmingham, Ala.
2012	Tulsa* (#1)	Loss	3-2	Birmingham, Ala.
2013 (#4)	East Carolina (#5)	Win	5-4	Tulsa, Okla.
2013	UAB (#1)	Win	1-0	Tulsa, Okla.
2013	Houston* (#2)	Win	3-1	Tulsa, Okla.
2014 (#7)	UAB (#2)	Win	4-0	Boca Raton, Fla.
2014	East Carolina (#6)	Win	8-7 (8inn)	Boca Raton, Fla.
2014	Tulsa* (#1)	Loss	8-0 (6inn)	Boca Raton, Fla.
2015 (#5)	UAB (#4)	Loss	3-1	Miami, Fla.
2016 (#5)	UTSA (#8)	Win	1-0	Denton, Texas
2016	Louisiana Tech (#4)	Loss	6-3	Denton, Texas
2017 (#1)	WKU (#8)	Win	2-0	Hattiesburg, Miss.
2017	FIU (#2)	Loss	4-1	Hattiesburg, Miss.
2017	Louisiana Tech (#3)	Loss	4-2	Hattiesburg, Miss.
2018 (#5)	WKU (#8)	Loss	5-2	Charlotte, N.C.
2019 (#4)	UTSA (#8)	Win	8-0 (5inn)	Birmingham, Ala.
2019	North Texas (#1)	Win	1-0	Birmingham, Ala.
2019	Louisiana Tech (#2)	Loss	5-4	Birmingham, Ala.
2019	North Texas (#1)	Win	1-0	Birmingham, Ala.
2019	Louisiana Tech* (#2)	Loss	3-1	Birmingham, Ala.
2021 (#7)	Louisiana Tech (#6)	Win	9-2	Bowling Green, Ky.
2021	Charlotte (#3)	Loss	8-4	Bowling Green, Ky.

\* - Championship game appearance

Herd's seed listed by the year & Opponent seed listed with team name

### MUSB Probable Starters (based on previous game)

Player	Avg.	AB	R	H	2B	3B	HR	RBI	BB	HBP	Slg %	OB%	SB-Att
1. 1B Aly Harrell	.424	132	37	56	11	0	9	32	39	17	.712	.596	1-1
2. CF Grace Chelemen	.307	127	21	39	8	1	0	16	10	0	.386	.355	7-7
3. DP Saige Pye	.364	151	37	55	8	0	18	48	17	5	.775	.443	0-0
4. RF Mya Stevenson	.364	143	37	52	12	0	18	53	16	6	.825	.440	8-10
5. 3B Autumn Owen	.344	131	31	45	9	0	7	21	17	0	.573	.413	7-8
6. LF Lauren Love	.294	109	22	32	9	0	3	27	12	3	.459	.376	1-1
7. 2B Madison Whitaker	.333	81	10	27	7	0	1	8	8	4	.457	.419	0-1
8. C Katie Adams	.228	123	24	28	11	0	6	26	15	5	.463	.336	0-0
9. SS Armani Brown	.200	85	16	17	2	0	0	7	6	0	.224	.250	5-5

### Pitchers (by IP)

Player	W-L	ERA	App	GS	CG	SHO	SV	IP	R	ER	K
Sydney Nester	24-9	1.73	39	31	28	11	3	210.2	73	52	284
Cailey Joyce	5-3	6.08	13	10	3	1	0	38.0	36	33	32
Brianna McCown	3-4	4.09	10	5	1	0	0	25.2	20	15	22
Bub Feringa	1-0	3.64	11	2	0	0	0	25.0	20	13	11
Ashley Blessin	0-0	9.00	5	1	0	0	0	9.1	13	12	6

# General/Media Information

## General Information

Location (Founded) .... Huntington, W.Va. (1837)  
 Enrollment ..... 11,962  
 Affiliation ..... NCAA Division I  
 Conference ..... USA  
 Nickname ..... Thundering Herd  
 Colors ..... Kelly Green and White  
 Mascot ..... Marco, The Buffalo  
 President ..... Brad Smith  
 Interim Athletics Director ..... Jeff O'Malley  
 Assoc. AD/SWA ..... Beatrice Crane Banford  
 Home Field (Capacity) . Dot Hicks Field (1,000)

## Softball History

First Year ..... 1994  
 All-Time Record ..... 857-683-3  
 All-Time C-USA Record ..... 197-166-3  
 C-USA Tourn. Appearances ..... 14  
 C-USA Tourn. Record ..... 17-16

## Softball Staff

Head Coach ..... Megan Smith Lyon  
 Alma Mater ..... North Carolina ['99]  
 Year at Marshall ..... 4th  
 Career Record ..... 506-323  
 MU Record ..... 113-58  
 Assistant Coach ..... Corey Lyon  
 Previous School ..... UL-Monroe  
 Year at Marshall ..... 4th  
 Assistant Coach ..... Maddie Holub  
 Alma Mater ..... Fort Hays State '13  
 Year at Marshall ..... 4th  
 Volunteer Assistant ..... Sam Boone  
 Year at Marshall ..... 2nd  
 Athletic Trainer ..... Becky Kaliher  
 Year at Marshall ..... 3rd

## Softball Media

Softball Contact ..... Scott Hall  
 Office Phone ..... 304-696-4662  
 Cell Phone ..... 540-539-2032  
 Email ..... hall133@marshall.edu  
 Asst. AD, Media Relations ..... Jason Corriher  
 Fax Number ..... 304-696-2325  
 Mailing Address ..... 1801 Third Avenue  
 ..... Cam Henderson Center, Room 2035  
 ..... Huntington, W.Va. 25703  
 Website ..... HerdZone.com  
 Facebook ..... facebook.com/herdsoftball  
 Twitter ..... @HerdSB  
 Instagram ..... @HerdSB

## Radio

Tune in to 88.1 WMUL-FM for coverage all season long of Marshall Softball. Fans can tune in online at [www.marshall.edu/wmul](http://www.marshall.edu/wmul) by clicking one of the Live Streams on the front page. Select games in early season tournaments to be simulcast using Facebook Live.

## Live Stream

Home games will be streamed on ESPN+ by our HerdVision crew.

## 2022 Team Facts

Letterwinners Returning/Lost ..... 12/10  
 Starting Position Players Returning/Lost ..... 6/3  
 Pitchers Returning/Lost ..... 3/3  
 Newcomers ..... 9

## Key Returners

**5th Yr., IF Aly Harrell** .....  
 .415/30 GS/39 H/25 R/8 2B/10 HR/29 RBI/.819 OB %  
**5th Yr., UT Saige Pye** .....  
 .395/25 GS/34 H/14 R/5 2B/6 HR/23 RBI/.663 Slg %  
**Sr. OF Mya Stevenson** .....  
 .293/32 GS/29 H/27 R/8 2B/8 HR/20 RBI/.616 Slg %  
**Sr. OF Grace Chelemen** .....  
 .353/31 GS/36 H/21 R/6 2B/2 HR/3-9 SB/.471 Slg %  
**5th Yr., C Katie Adams** .....  
 .352/28 GS/32 H/12 R/9 2B/4 HR/24 RBI/.582 Slg %  
**R-Sr. IF Armani Brown** .....  
 .246/24 GS/15 H/12 R/3 2B/1 3B/.963 Fld %  
**R-Jr. P Cailey Joyce** .....  
 5-5/3.08 ERA/15 APP/12 GS/4 CG/66.0 IP/37 K  
**So. P Brianna McCown** .....  
 4-1/4.27 ERA/13 APP/3 GS/1 CG/37.2 IP/31 K

## Key Players Lost

**R-Sr. IF Blakely Burch** .....  
 .128/18 GS/6 H/8 R/2 HR/4 RBI/.255 Slg %  
**Grad. IF Sierra Huerta** .....  
 .288/30 GS/21 H/18 R/4 2B/7 HR/17 RBI/.658 Slg %  
**Fr. OF Paige Halliwill** .....  
 .263/28 GS/21 H/14 R/4 2B/4 HR/15 RBI/.513 Slg %  
**Fr. C Kat Sackett** .....  
 .254/19 GS/16 H/7 R/7 2B/5 HR/16 RBI/.603 Slg %

## Newcomers

00 Autumn Owen - C/IF \* (Gardner-Webb)  
 4 Alex Coleman - OF - Asheboro, N.C.  
 7 Amaya Lee - INF - Injured 2021 Redshirted  
 9 Lauren Love - INF - Matthews, N.C.  
 13 Rielly Lucas - INF - Huntington, W.Va.  
 18 Laney Love - INF - Matthews, N.C.  
 21 Sydney Nester - P \* (North Carolina State)  
 48 Bub Feringa - P/UT - Glendale, Ariz.  
 49 Brooklyn Ulrich - INF - Mesa, Ariz.  
 \* - transfer

## Media Guidelines

**All** media requests for Marshall University softball must be coordinated with Scott Hall, Associate Director for Sports Information. To schedule an interview, please contact Scott through one of the means provided. Please keep in mind that class schedules, practices and travel days are subject to change, so it is important to make contact for an interview as soon as possible to ensure schedules do not conflict.

## Game Day

Due to COVID-19 restrictions, there will be limited access to players and coaches on game day. Please let Scott Hall know who you wish to speak with. Interviews will be done outside, please wear masks and stand at least six feet away from the player/coach. Press box space is very limited. If you have any questions, please contact Scott Hall.

Softball Social Media  
 Twitter: @HerdSB @HerdZone  
 Facebook: Marshall University Softball  
 & Marshall University Athletics  
 Instagram: HerdSB & HerdZone



Fans can tune in to 88.1 WMUL-FM and online at [www.marshall.edu/wmul](http://www.marshall.edu/wmul) for coverage of all the Marshall Softball games, and [www.cusatv.com](http://www.cusatv.com) for the live stream of the home games & Conference USA road games. Select early season tournaments with neutral games will be simulcast on Facebook Live through the team page.

In 2022, home games will be LIVE STREAMED on ESPN+, produced by our wonderful HerdVision crew.



# 2022 THUNDERING HERD™ Roster


No.	Name	Yr.	B/T	Pos.	Hometown/Last School
00	Autumn Owen	So.	R/R	C/INF	Mill Spring, N.C./Gardner-Webb University
1	Grace Chelemen	Sr.	L/R	OF	Woodhaven, Mich./University of Michigan
3	Armani Brown	R-Sr.	L/R	INF	Elk Grove, Calif./Cosumnes Oaks HS
4	Alex Coleman	Fr.	L/R	OF	Asheboro, N.C./Southwestern Randolph HS
7	Amaya Lee	R-Fr.	R/R	INF	Concord, Calif./North Gate HS
9	Lauren Love	Fr.	R/R	INF	Matthews, N.C./Porter Ridge HS
13	Rielly Lucas	Fr.	L/L	INF	Huntington, W.Va./Cabell Midland HS
14	Cailey Joyce	R-Jr.	R/R	P	Mechanicsburg, Pa./La Salle University
16	Saige Pye	5th Yr.	R/R	INF	Stockton, Calif./Georgia Tech
18	Laney Love	Fr.	R/R	INF	Matthews, N.C./Porter Ridge HS
20	Camryn Michallas	Sr.	R/R	INF	Huntington, W.Va./Gulf Coast State College (Fla.)
21	Sydney Nester	R-Jr.	R/R	P	Hillsville, Va./North Carolina State
22	Brianna McCown	So.	R/R	P	St. Albans, W.Va./St. Albans HS
23	Mya Stevenson	Sr.	R/L	OF	Mesquite, Texas/Mesquite Poteet HS
28	Kay Kay Kenney	So.	R/R	OF	Highland Village, Texas/Marcus HS
34	Ashley Blessin	Jr.	R/R	P	Plant City, Fla./Plant City HS
43	Aly Harrell	5th Yr.	L/L	INF	Gahanna, Ohio/Gahanna Lincoln HS
44	Katie Adams	5th Yr.	L/R	C	Hurricane, W.Va./Hurricane HS
48	Bub Feringa	Fr.	L/R	P/UT	Glendale, Ariz./Cactus HS
49	Brooklyn Ulrich	Fr.	L/R	INF	Mesa, Ariz./Red Mountain HS
77	Madison Whitaker	Sr.	R/R	INF	New Palestine, Ind./Wright State

## Staff

Head Coach: Megan Smith Lyon (4th season)  
 Assistant Coach: Corey Lyon (4th season)  
 Assistant Coach: Maddie Holub (4th season)  
 Volunteer Assistant: Sam Boone (2nd season)  
 Graduate Manager: Kayla DeSchepper (3rd season)  
 Athletic Trainer: Becky Kaliher (3rd season)  
 Student Manager: Madison Davenport (1st season)  
 Student Manager: Jon Crispino (1st season)  
 Student Manager: Evan McGraw (1st season)


## Pronunciation Guide

Grace CHELEMEN	Chell-UH-men
AMAYA Lee	Uh-MY-uh
RIELLY Lucas	Riley
Saige PYE	Pie
CAMRYN MICHALLAS	CAM-rin Muh-HALL-iss (C in last name is silent)
BRIANNA McCown	BREE-ah-na
ALY HARRELL	Al-ee HAIR-ull
Bub FERINGA	Fur-ING-ga
Brooklyn ULRICH	ULL-rich
Maddie HOLUB	Hall-ubb



# 2022 CONFERENCE USA SOFTBALL CHAMPIONSHIP

MAY 11-14 // HOSTED BY NORTH TEXAS

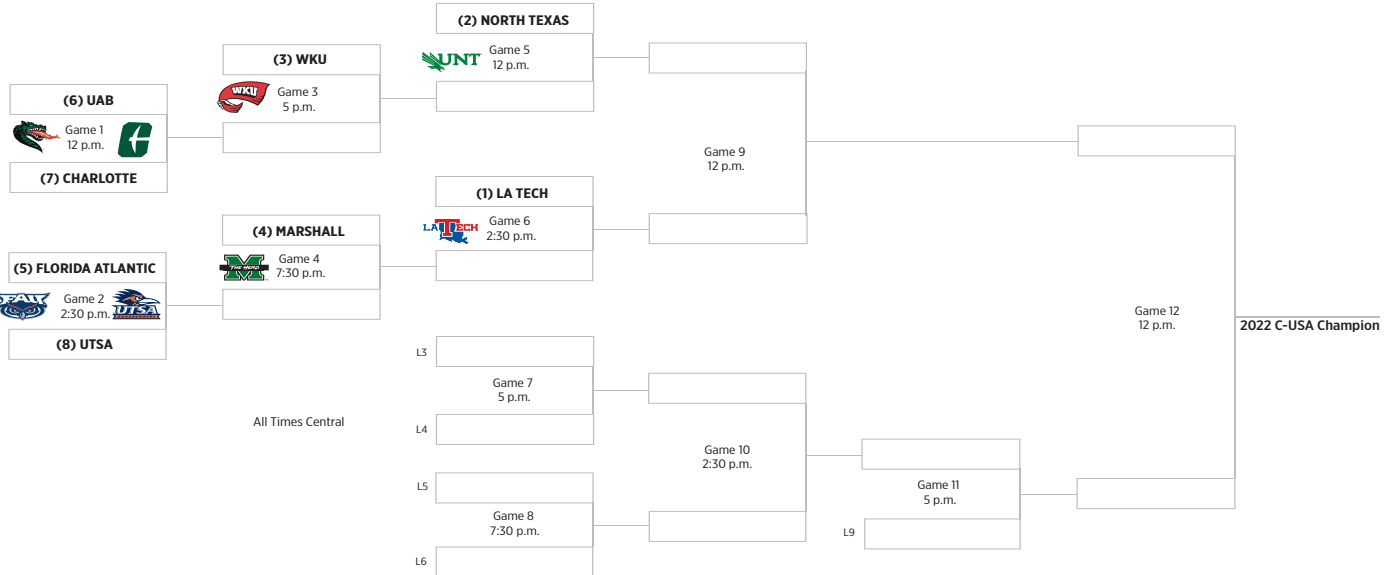


WEDNESDAY, MAY 11

THURSDAY, MAY 12

FRIDAY, MAY 13

SATURDAY, MAY 14



## 2022 CONFERENCE USA ALL-CONFERENCE/ACADEMIC TEAMS

### 2022 C-USA All-Academic Team

Cori Henderson, Charlotte, Jr., 4.0, Special Education  
 Stacy Payton, Charlotte, Graduate Student, 4.0, MBA  
 Lindsay Edwards, Louisiana Tech, Sr., 3.86, Kinesiology and Health Sciences  
**Sydney Nester, Marshall, Graduate Student, 4.0, Master's in Communications Studies**  
 Kalei Christensen, North Texas, So., 3.947, Audiology and Speech/Language Pathology  
 Alex Cobb, North Texas, So., North Texas, 4.0, Computer Science  
 Camiron Pate Cathey, UTEP, R-Jr., 3.90, Kinesiology  
 Alexia Morales, So., UTEP, 3.92, Forensic Science  
 Riley Grunberg, UTSA, Sr., 3.81, Mechanical Engineering  
 Katie Gardner, WKU, Jr., 3.75, Communication Disorders  
 Shelby Nunn, 5th Yr. Sr., WKU, 4.0, M.S. Recreation and Sport Administration-Intercollegiate Athletic Administration

### 2022 All-Conference Teams/Awards

2022 Conference USA Superlatives  
 Player of The Year: Bailey Vannoy, Charlotte  
**Pitcher of The Year: Sydney Nester, Marshall**  
 Freshman of the Year: Sierra Sacco, Louisiana Tech  
**Newcomer of the Year: Sydney Nester, Marshall**  
 Coach of the Year: Josh Taylor, Louisiana Tech

#### All-Conference USA First Team

C- Stacy Payton, Charlotte  
 C- Sierra Frazier, UAB\*  
 INF- Kat Ibarra, UTSA  
 INF- Riley Grunberg, UTSA  
 INF- Tata Davis, Southern Miss\*  
 INF- Amanda Gonzalez, Louisiana Tech  
**INF- Aly Harrell, Marshall\***  
 INF- Kailey Gamble, North Texas\*  
 OF- Destini Brown, Southern Miss\*  
 OF- Sierra Sacco, Louisiana Tech  
 OF- Bailey Vannoy, Charlotte\*  
 OF- Sara Berthiaume, Florida Atlantic  
**DP/Utility - Saige Pye, Marshall\***  
 P- Shelby Nunn, WKU\*  
**P- Sydney Nester, Marshall**  
 P- Audrey Pickett, LA Tech

#### All-Conference USA Second Team

C- Randi Drinnon, WKU  
 C- Brooke Diaz, LATech  
 INF- Ella Chancey, Charlotte  
**INF- Autumn Owen, Marshall**  
 INF- Laura Mealer, Middle Tennessee  
 INF- Taylor Sanders, WKU  
 INF- McKayla Frazier, Charlotte  
 OF- Madie Green, Louisiana Tech  
**OF- Mya Stevenson, Marshall\***  
 OF- Lexi Cobb, North Texas  
 OF- Taylor Davis, WKU  
 DP/Utility - Kylie Neel, Louisiana Tech  
 P- Lynn Gardner, Florida Atlantic  
 P- Skylar Savage, North Texas  
 P- Ashley Peters, North Texas

#### All-Freshman

Ella Chancey, Charlotte  
 Sierra Sacco, Louisiana Tech  
 Anyce Harvey, Middle Tennessee  
 Laura Mealer, Middle Tennessee  
 Cierra Simon, North Texas  
 Skylar Savage, North Texas  
 Jana Lee, Southern Miss  
 Emily Dear, UTSA  
 Camryn Robillard, UTSA  
 Lindsey Smith, UAB  
 Randi Drinnon, WKU

\*Repeat selections across both teams



# MARSHALL SOFTBALL BROADCAST TALKING POINTS



**#00 Autumn Owen, So., C/IF, Mill Spring, N.C.**

- 47 GP, 45 GS. Has played 3B and catcher. 45 hits, 31 runs, .946 FLD%
- Reached base in 14-straight games (4/9-5/1) ended at NT, 5/6
- Tied career-high with 2 HRs vs. UTEP (5/1) & had season-high 4 RBI.
- Last at App. St. 3/13/19 as a freshman at Gardner-Webb
- Tied MU record with 4 runs scored vs. Charlotte (4/2), including scoring game-tying run in the 8th. 2 HRs & 10 assists in series.
- Scored a run in 5-straight games twice 3/26-4/3 & 4/12-4/20.
- Hit .875 (7-8) during March Madness & reached base 10-of 11 times.
- Had 6-game hit streak (3/5-13) & 4-straight with 2+ hits
- 1st MU hit vs. Saint Joseph's (2/11). 1st MU 2B vs. Villanova (2/12).
- Transfer from Gardner-Webb. 81 GP, 81 GS, hit .384 (4th at GWU), 8 3Bs (T8th), 17 HRs (T8th), 22 runners CS (7th) & .979 Fld % (T9th).
- 2021 Big South Preseason Co-POY, missed entire season due to injury.
- In shortened 2020, helped Runnin' Bulldogs to 25-4 record, 17-game win streak. Hit .386, 7 2Bs, 5 3Bs, 4 HRs, 22 RBI, .735 SLG%, .505 OBP.
- 2019 4x Big South Freshman of the Week, All-Freshman Team, 1st Team All-Big South, Big South Freshman of the Year, NFCA All-Mid-Atlantic Region 1st Team, Top 25 Finalist NFCA Division I Freshman of the Year.
- In 2019 hit .384, 12 2Bs, 13 HRs, 50 RBI, .774 SLG%, .469 OBP, 113 TB.
- 1st career HR vs. Furman & Hit walkoff 2-run HR vs. Campbell in 2019.
- Career-high 4-for-4 vs NC Central (2019), 4 RBI, 2B & a 3B.
- 3 HRs in DH at App St. (2019), 2 HRs & career-high 5 RBI in game two.



**#1 Grace Chelemen, Sr., OF, Woodhaven, Mich.**

- 46 GP, 38 GS in OF Speedy fielder. 21 runs, 39 hits, 10 walks.
- Since 4/10 (last 16 games) batting .370 with 20 hits. Picked up avg. from .259 to .307.
- 3-straight games starting a double play in center 5/1-5/7.
- Game 2 at North Texas (5/7) 3 hits, robbed a HR in the 1st & a DP.
- Had a 7-game hit streak 4/10-4/20.
- 2-of-3 & game-ending RBI on bases loaded BB vs. Morehead St. (4/20).
- Drove in go-ahead run in 8th with bunt 1B at FAU (4/8).
- Came up clutch in 7th & 8th innings vs. Charlotte (4/2). Drove in game-tying run in the 7th & then delivered walkoff in the 8th, RBI 1B.
- Bat .375 at Battle at the Beach. 6 hits & 4 RBI. Drew 2 walks vs. South Carolina. Had 2 hits & 2 RBI vs. Fordham.
- 3-of-4 with 2 2Bs & 2 runs vs. LA Tech in 2021 C-USA Tourn.
- vs. Bellarmine 8-of-10, 3 runs, 2 3Bs, 3 RBI. Reached base safely in 9-straight plate appearances & 4-4 in game 2. Avg. up from .314 to .422.
- Diving catch bottom 7th at MTSU helped game go to extras.
- Smacked 1st career home run at No. 11 Kentucky in 2020.
- Diving catch at Kennesaw State (Feb. 2020) featured as Top 5 Play of the Week by NCAA Softball.
- Transfer from U. of Michigan, joined Herd just before 2020 season.
- Played 36 games, 1 start at Michigan in 2019. Made collegiate debut vs. No. 5 Florida (2/9). 1st career hit in 1st at-bat at USF (2/9). Played against MU in NCAA Regionals



**#3 Armani Brown, R-Sr., IF, Elk Grove, Calif.**

- 45 GP, 41 GS. Played 2B & SS. Has 56 assists. Smooth defender
- Scored game-tying run in 7th at North Texas (5/8).
- Tied career-high with 3 RBI vs. UTEP (5/1) in final home game.
- Scored game-ending run in 5th vs. Morehead St. on bases loaded BB.
- Scored game-ending run in 5th vs. FIU on wild pitch. MU won 8-0.
- Scored go-ahead run in top 8th at FAU (4/8).
- 3-for-3 with career-high 3 RBI vs. Fairfield (3/11).
- 2-for-2 vs. UMES (3/5) 1st hits of 2022, also 1 run, 1 BB & 1 SB.
- 32 GP, 24 GS in 2021. Hit .246, 15 hits, 12 runs, 3 2Bs
- Split time at 2B with Madison Whitaker in 2021.
- Was 4-of-9 (.444) at MTSU, raised season avg. from .273 to .323. Had clutch RBI 1B late in game two. Scored 3 runs.
- Bat .347, 25 hits, 13 runs, 7 RBI & 3 SB in 2020.
- Started all 25 games 6 at SS & 19 at 2B in 2020.
- Contributed to 2 double plays at No. 11 Kentucky.
- Reached base safely in 19-straight games (2/7-3/4) & in 22-of-25 games in 2020. 8 multi-hit games & 3-for-3 vs. Indiana State.
- Season-high 2 RBI at Norfolk State (3/1) & vs. Rutgers (3/7).
- Played & started in 62 games in 2019, tied for second-most in MUSB history, all at second base. 2nd with 52 hits, also scored 30 runs (2019).



**#4 Alex Coleman, Fr., OF, Asheboro, N.C.**

- 30 GP, 17 GS. Starts in CF & LF. Has 14 runs scored. Wrist injury.
- 2-for-2, 1 SB at WKU (4/22), injured wrist missed rest of series.
- Drove in 2 of MU's 3 runs in 3-2 win vs. FIU (4/15). Had 2 hits..
- Scored game-tying run in the 7th vs. Charlotte (4/2) to allow extra inn.
- Scored game-ending run in the 6th vs. MT (3/26) of 9-1 win.
- Career-high 4 putouts in LF at UAB (3/19).
- 1st career 2-hit game vs. Norfolk State (3/11).
- 1st career start vs. Howard (2/25), 1 hit, 2 BBs, 2 runs, 2 RBI, 1 SB.
- 1st career SB vs. Kent State (2/25).
- Made collegiate debut vs. Villanova (2/11) as a pinch runner.
- Senior year of HS hit .682, on base .714, had 30 hits, 23 runs, 14 RBI, 4 2Bs, 3 3Bs, 1 HR, 15 stolen bases and only struck out twice.
- 2021 Mid Piedmont Conference Player of the Year & 1st Team All-State.
- Helped team to postseason, 1st place freshman & sophomore years.
- Sophomore year hit .520 with .540 on base and scored 24 runs.
- Played club ball for Carolina Cardinals. Team finished in top 8 in the Colorado Tournament '19, 3rd JO Cup '20, 1st Power 50 Pro Swings in Tennessee & PGF State Champs '20.
- Straight-A student all 4 years in HS. Academic All-Conference Team.
- Father, Rusty, played baseball at High Point in 1990s.



**#7 Amaya Lee, R-Fr., IF, Concord, Calif.**

- 35 GP off the bench as a pinch runner. Has 15 runs scored.
- Scored go-ahead run in the 7th at North Texas (5/8).
- Saw 1st action on defense at 2B vs. Purdue Fort Wayne (3/3), also had 1st at bat, struck out.
- Scored 2 runs during Battle at the Beach. 1 vs. South Carolina (2/18) and another at Coastal Carolina (2/19).
- Made collegiate debut vs. Saint Joseph's (2/11) as pinch runner.
- Scored 1st career run vs. Villanova (2/12).
- Missed the 2021 season due to shoulder injury.
- Attended North Gate HS
- 4-year Scholar Athlete & Honorable Mention.
- Hit .321 with 54 hits, 53 runs & 24 RBI.
- With travel team was member of squad that won PGF Qualifiers in 2017 & 2019.
- Has a twin sister who will play softball for Holy Names University in Oakland, Calif.



**#9 Lauren Love, Fr., IF, Matthews, N.C.**

- 41 GP, 36 GS. Starts in OF, 2B & SS. Batting .294.
- Drove in 2 runs with a 2B in 7th at North Texas (5/8).
- 3-for-3 & 2 BBs in comeback win over Charlotte (4/2). Scored the game-winning run on walkoff RBI 1B from Chelemen in the 8th.
- Had diving catch in LF foul territory vs. MT while playing in left.
- Reached base safely in 13-straight games 2/25-3/16. 7-game hit streak over end of run (3/4-16).
- Hit RBI 2B to give MU lead at 7-6 vs. Norfolk State in the 6th (3/11) & hit 2-run HR to tie game at 4-4 in the 4th vs. Fairfield (3/13)
- Bat .563 (9-of-16) during Round Robin (3/3-5). 4 games 2+ hits, drove in at least 1 run in each game, 10 total. 3-4 vs. Winthrop with 2 2Bs.
- 4-for-4, 1 2B, 3 runs & 3 RBI vs. Howard (2/25). 1st MU freshman with 4 hits since Mya Stevenson hit for cycle at Charlotte in 2019.
- Made collegiate debut vs. Villanova (2/11). Delivered clutch RBI 1B in the 5th after 10-pitch at bat vs. preseason All-American Paige Rauch.
- 1st career home as 2-run go-ahead shot to RF vs. Saint Joseph's (2/12).
- Came to Marshall with twin sister Laney. Lauren was born January 1, 2003 while Laney was born December 31, 2002.
- Lauren & Laney are the seventh set of sisters and the second set of twins to play for MUSB.
- Player of the Year, Off. MVP, All-Conf. & All-District. Senior year bat .523, 23 hits, 20 runs, 12 RBI, 13 2Bs & 1 HR. In HS career bat .540, 88 hits, 68 runs, 69 RBI, 28 2Bs, 4 3Bs, 14 HRs, slugged 1.018, on base .577.



**#13 Rielly Lucas, Fr., IF, Huntington, W.Va.**

- 21 GP, 6 GS. Starts in LF. 6 hits, 6 runs, 7 RBI, 10 BBs
- RBI 1B vs. FIU (4/16) helped lead to 5-run inning & ended game early.
- Drew 2 BBs and 1 HBP in 3 plate appearances vs. Fairfield (3/13).
- Reached base safely in 9-straight games (2/25-3/12).
- 1st career start vs. Howard (2/25) 2-of-3, 2 RBI, 1 run.
- 1st career hit with 1B at Coastal Carolina (2/19), later scored 1st run.
- Made collegiate debut vs. Villanova (2/12) & had 1st career RBI.
- Hometown player. Attended Cabell Midland HS
- Senior year helped Knights to its first state championship since 2005.
- Recipient of the 2020-21 West Virginia HS Softball Sports Award.
- 3x All-State, 3x All-Mountain State Athletic Conference
- Participated in 2021 North/South All-Star game for Region 4 and won the Home Run Derby.
- Over last 2 years in HS hit .520, on base over .600, slugged over 1.100 and was intentionally walked 22 times in 2021.
- In HS career hit 28 HRs (13 as a senior), 109 RBI (39 as a senior), and 117 runs scored (52 as a senior).
- Travel ball for Ohio Outlaws. Invited to play all-star game in Boulder, Co. All-Star Select in 2018 at Triple Crown Fireworks Tournament.
- Cousin Austin Lucas played baseball at West Virginia Tech.



**#14 Cailey Joyce, R-Jr., P, Mechanicsburg, Pa.**

- 13 appearances, 10 starts in 2022. Has 38.0 IP & 32 Ks.
- Started & tossed 4 IP vs. MT (3/26) earned win, 2 H, 1 R, 2 Ks.
- 0.70 ERA in 2 CG at Round Robin (3/4-5). 2-0 record, 0 BBs & 13 Ks.
- Shutout vs. Purdue Fort Wayne. Allowed 1 run vs. UMES.
- Earned 1st win of 2022 at Coastal Carolina (2/19), 6.2 IP, 6 Ks.
- CG win over Howard (2/25), 2 Ks. Involved in 1st inning double play.
- 15 appearances, 12 starts, 5-5 record, 66 IP, 3.08 ERA & 37 Ks in 2021.
- Earned 1st MU start vs. Valpo (3/7/21) 4 IP, 4 H, 1 R & 3 Ks. No decision.
- CG win at Chattanooga (3/21/21), 4 H, 1 R & 7 Ks. 1st Marshall win.
- Struck out 7 vs. Bellarmine (3/27/21).
- Pitched 19 inn., 14 Ks & had 2 wins in FAU series. Game 1 gem with complete game shutout, allowed 4 hits & 6 Ks.
- Picked up 2 more wins at FIU. Game 1 3 hits, 1 run & 2 Ks.
- Transfer from La Salle University. Sat out the 2020 season due to injury.
- Named to A-10 All-Rookie Team & A-10 Commissioner's Honor Roll.
- 2019, 41 GP, 39 GS. Led team at plate with .301 avg, slugged .540 & 7 HRs. Had 9-game hit streak (April 3-14, 2019). Homered 2x & 5 RBI against Dayton (April 13). 14 CGs, led with 168.2 IP & 91 strikeouts. 8 wins, 1 save & 4.32 ERA. Career-high 8 Ks at Rhode Island (April 27).



# MARSHALL SOFTBALL BROADCAST TALKING POINTS



**#16 Saige Pye, 5th Yr., UT, Stockton, Calif.**

- 49 GP, 49 GS at DP, 55 hits, 48 RBI, 37 runs, 18 HRs & .775 slugging.
- 18 HRs tied for 2nd-most in season at MU. Rachel Folden in 2006.
- Reached base safely in 87-of-99 games played in MU career. (87.9%)
- Hit 2 HRs, 3 runs & 4 RBI vs. UTEP (5/1) in final home game.
- Hit 2 HRs, 3 runs & 5 RBI game 2 at WKU while dealing with illness.
- 2 2Bs & 1 HR at FAU (4/8) in comeback win.
- Hit 2 HRs in game 1 win vs. Charlotte (4/2), 6 RBI.
- Hit 2 HRs & 4 RBI in series vs. Middle Tennessee.
- Career-high 3 runs scored vs. Fairfield (3/13). Hit 6th HR of year.
- 2+ hits in 4-straight games (2/26-3/4). 1 HR in 3-straight games.
- Totaled 5 hits, 3 runs, 5 RBI & 5th HR of year in 2 games vs. PFVW.
- 1 HR vs. Howard & 1 vs. Campbell (2/26), totaled 6 RBI.
- At MU 4th all-time avg. (.397), 2nd SLG (.767), 4th OB% (.470) & T5th HRs (32).
- Hit .475 (19-of-40) with 18 RBI over 11 games in C-USA play (2021).
- Career-high 12-game hit streak (4/17-5/12) in 2021.
- Tied MU single-game record with 3 2Bs vs. FAU including 2-run 2B to tie game in 7th. Drove in 3 runs in each of 3 games played against Owls.
- In 2020 started all 25 games, 11 at DP, 11 at 3B, 3 OF. Took over at 3B after Blakely Burch went down with injury vs. Delaware State (Feb. 28).
- 2020 hit .463, .863 SLG% & .532 OB%. Just 5 Ks in 80 AB. Ranked top 50 NCAA hits (11th), total bases (12th), RBI (20th), SLG% (23rd), HRs (26th), RBI/G (32nd) & batting avg. (33rd).
- Reached base safely 24-of-25 games. Only miss, opener vs. St. Francis.
- 7 RBI at No. 11 Kentucky, 2 HRs, 1 GS. 1 RBI away of team record.
- Transferred to MU from Georgia Tech. 32 GP, 6 GS over 2 seasons with GT. HR freshman year vs. Pitt.




**#18 Laney Love, Fr., IF, Matthews, N.C.**

- Will miss the 2022 season dealing with knee injury.
- Came to Marshall with twin sister Lauren. Laney was born December 31, 2002 while Lauren was born January 1, 2003.
- Laney & Lauren are the seventh set of sisters and the second set of twins to play for MUSB.
- Did not play during fall dealing with an injury.
- Attended Porter Ridge HS.
- Named Defensive MVP and received All-Conference honors.
- Helped lead school to conference championship.
- In HS career hit .352, 38 hits, 30 runs, 32 RBI 9 2Bs, 3 3Bs, 4 HRs, slugged .601 and on base .413.
- With club team ranked 18th in 2019 in 16U final national NPS ranking.



**#20 Camryn Michallas, Sr., IF, Huntington, W.Va.**

- 14 GP, 13 GS, 4 at 3B & 9 at SS. Has 19 assists.
- Injured hand on stolen base vs. UMES (3/4) & will miss remainder of season.
- Career-best 6-game hit & 10-game reaching base safely streak prior to injury. Bat .800 (4-5) in Round Robin prior to injury as well.
- 2 RBI vs. South Carolina (2/18) & again at Coastal Carolina (2/19).
- Excellent defensive game vs. Saint Joseph's (2/12), 3 PO & 3 asts, 0 err.
- Returned to play for hometown school prior to 2021 season. Graduated from Huntington HS. First played for Akron in 2019, then transferred to Gulf Coast State College (JUCO) for 2020 season.
- Excellent defender with a strong arm. Had .969 fld% in 2021.
- Made MU debut in all 3 games at Chattanooga. 1 run & played 3B.
- 1st hit & RBI with Marshall, 2-run 2B vs. Bellarmine (3/28).
- 1 RBI & 2 runs vs. LA Tech in C-USA Tourn. Had 2 PO & 2 asts at 3B.
- Played 2020 at Gulf Coast State College, same school that produced Eloise Tribolet (2017-18) played for MUSB.
- 2020 bat .329, 23 Hits, 18 R, 6 2Bs, 1 HR, 11 RBI, .457 Slg%, .412 OB%.
- At Akron in 2019, appeared in 34 games with 32 starts. 5 runs & 5 RBI.
- Made collegiate debut vs. Morgan State (Feb. 8) & scored a run. 1st collegiate hit at Presbyterian (Feb. 8).
- At Huntington HS, named 1st team all-state & all-mountain state athletic conference. Bat over .500 with 168 hits, 29 2Bs, 11 3Bs, 12 HRs, & 98 RBI in HS career.



**#21 Sydney Nester, R-Jr., P, Hillsville, Va.**

- 39 APP, 31 GS. Leads MU 210.2 IP, 24-9 record, 284 Ks, 11 shutouts.
- Tied for most 10+ K games in a season in MU history (12) with Andi Williamson. Also tied for 2nd-most shutouts in a season.
- Set MU record for fastest to 100 Ks, reaching in 58 IP. Old mark of 63 IP by Jordan Dixon in 2015.
- Set MU record for fastest to 200 Ks, coming in 26th APP (at FAU 4/8), & 137 IP. Old mark of 29 outings & 153.1 IP held by Andi Williamson.
- 9th to earn 6 Pitchers of the Week in C-USA history since 2000.
- 6th C-USA Pitcher of the Week (4/18) 3-0, 1 save, 2 shutouts, 13 hits, 2 ER, a 0.67 ERA & 19 Ks in 21 IP vs. NKU & FIU.
- First no-hitter with MU in Sinn, 11-0 win over PFVW (3/3). 11 Ks.
- Already 4th in MUSB history with 12 career 10+ K games.
- Transfer from NC State. Excelled on field & in classroom for Wolfpack. Already graduated with Bachelor's degree in sport management in 3 years at NC State. Working on Master's in communication studies at MU.
- In Wolfpack record book. 4th all-time in Ks-per 7 innings (7.06), 6th in wins, 6th in Ks, 7th-best opp. batting avg., & 10th in ERA.
- 1 of 2 pitchers in ACC with double-digit wins in 2020.
- In 2019, 37 appearances, 20 starts, 14-8 record, 153 Ks in 149.2 IP.
- Made collegiate debut against No. 19 Michigan, 4 IP, 3 hits, 3 runs, 4 Ks.
- Earned 4-1 win over No. 7 Arizona, allowed 7 hits & struck out 5.
- Career-high 15 Ks in no-hitter of 2-0 win at College Charleston.

C-USA Pitcher of the Week  
Feb. 14, Feb. 28, March 14,  
March 28, April 11, April 18



**#22 Brianna McCown, So., P, St. Albans, W.Va.**

- 10 APP, 5 GS, 25.2 IP & 22 Ks. Has 3-4 record and 4.09 ERA.
- Earned CG win vs. UTEP (5/1), 5 H, 2 R, 4 Ks. Picked up 50th career K.
- Earned win vs. FIU (4/15) 5 IP, 3 Hits, 1 run, 4 Ks.
- 3.2 IP with season-high 5 Ks in relief at NKU (4/12).
- 1st start of '22 at UAB. Pitched 3.0 inn., 6 H, 4 R & 2 Ks. Took the loss.
- Made 1st appearance of 2022 after dealing with injury from fall semester. 1 inning of relief vs. Norfolk St (3/11) & retired side in 9 pitches with 1 K. Earned win as MU took lead in bottom of inning.
- 13 appearances, 3 starts, 4.27 ERA, 4-1 record 31 Ks, 37.2 IP in 2021.
- 1st collegiate appearance with 5 innings vs. Bowling Green (3/5) settled in with 7 Ks and earned 1st career win.
- Came on in relief in 3 games at MTSU, had 3 Ks in game four.
- 1st career GS in game 2 at Charlotte (5/8), 6 IP, 5 H, 3 R, 5 Ks in win.
- 1st career CG vs. LA Tech in C-USA Tourn. 5 hits, 2 runs & 3 Ks in win.
- Local star. First attended George Washington HS for three years, then transferred to & graduated from St. Albans HS.
- Pitcher & hitter in prep career.
- In 3 years at George Washington HS, 822 Ks, bat .541 & hit 14 HRs.
- Junior year had 21-4 record, 210 Ks & held opponents to .189 batting avg. On offense hit .519, slugged .954, .587 OB% & 14 HRs.
- 3x 1st team all-state, 3x 1st team all-Mountain State Athletic Conference. Member of Conference champions and state runner-up.



**#23 Mya Stevenson, Sr., OF, Mesquite, Texas**

- 49 GP, 49 GS in RF, 53 RBI, 37 runs, 18 HRs, 12 2Bs, slugging .825
- Tied for all-time HR Record. Hit 58th at North Texas 5/8.
- 2nd member of MUSB 50 HR Club. Hit #50 vs. MT (3/25).
- 1st at MU career SLG (.776), 3rd in RBI (167), 5th total bases (380), 9th avg. (.341), T 8th OB% (.430) & 9th runs scored (129).
- 2 HRs in WKU series. 1st was difference in 2-0 game 1 win.
- 2 HRs in comeback win at FAU (4/8) 1st in the 7th & 2nd in the 8th.
- Hit 8 HRs over 10 game span (3/5-26).
- 2 HRs at UAB (3/20) with 5 RBI, 1st 2HR game since 3/8/20 vs. Rutgers.
- Ended game vs. Saint Joe's (2/11) with solo HR in the 6th.
- 13th member of MUSB 100 RBI Club.
- Hit 39th career HR with Grand Slam into 3rd floor of parking garage vs. LA Tech & 40th career HR hit vs. Charlotte in C-USA Tourn.
- Reached base safely in 27 games including final 13 of season of 2021.
- Career-best 10-game hit streak (4/17-5/8) & hit .484 during span.
- Record-setting slugger, tied for NCAA lead 12 HRs in 2020. Also top 10 in RBI (2nd), HRs per game (3rd), RBI per game (3rd) & total bases (9th).
- Record-setter in 2019 with 20 HRs, most in NCAA as a freshman during season that year. Drove in 58 runs, 2nd most in team history.
- Hit 2nd cycle in team history at Charlotte 2019 (3/16).
- Career-high 7 RBI twice. vs. Charlotte ('19) & vs. Rutgers ('20).



**#28 Kay Kay Kenney, So., OF, Highland Village, TX**

- 35 GP, 13 GS in OF, 12 hits, 11 runs, 8 RBI
- Caught final 2 outs in the 7th of comeback win at North Texas (5/8).
- Drove in game-tying run in 8th vs. Charlotte (4/2) leading to win.
- Hit bases-clearing 3B vs. UMES (3/5). 1st career 3B
- 2-for-2 with 3-run HR vs. South Carolina (2/19).
- 20 GP, 5 GS in 2021. Scored 6 runs, 3 hits, 4 RBI, 6 walks.
- Scored 1st career run at Chattanooga (3/20/21) game 2.
- Made collegiate debut vs. Akron (3/3/21). 1st SB vs. Valpo (3/7/21).
- Earned 1st starts games 2 & 3 vs. Bellarmine after 1st playing in 6 games as a PR. Reached base in all 6 plate appearances with 4 BBs, reached on error & 1st career hit was 2-run home run in game 3.
- Drew 2 walks, 1 hit & 1 run in game 2 of series at Charlotte (5/8/21).
- Attended Marcus High School. 3x all-district, 3x named to Dallas/Forth Worth All-Metroplex Team. 2018 Team Defensive Player of the Year.
- Ranked as #73 position player in Extra Innings.
- 78 runs, 82 hits, 24 2Bs, 15 HRs, 39 BBs & bat .369 in HS career.
- Played for highly successful travel ball team. 1st place at 2018 TCS Nationals in Atlanta, 5th place 2019 Colorado Fireworks Power Pool, 5th place 2019 TCS National in Atlanta, 2nd place at USA JO Cup in Spartanburg, S.C., 2020 Texas Fastpitch League Alamo Series Champions.



**#34 Ashley Blessin, So., P, Plant City, Fla.**

- 5 appearances, 1 start. 9.1 IP & 6 Ks.
- started vs. South Carolina (2/18). 1.1 IP & 1 K, allowed 4 runs.
- 3 IP with 2 Ks vs. Saint Joseph's (2/12).
- 11 appearances, 7 starts, 4.12 ERA, 35.2 IP & 18 Ks in 2021.
- Complete game win vs. Akron (3/3), tied career-high 7 Ks.
- Complete game win at Chattanooga (3/20), 10th win of career.
- Can field position well, has 7 assists & 3 putouts in 2021. Made 2 great plays at MTSU including scoop from the glove to 1st.
- 16 appearances with 10 starts in 2020. Finished with 7-0 record, 46.2 IP, 2 shutouts, 3.45 ERA, 34 Ks.
- 1st career start vs. Ohio, 4 IP & 2 Ks.
- 1st MU appearance with 1.2 innings of relief to close out win over Bucknell. Allowed 1 hit, 0 runs, 2 Ks.
- 2 shutouts vs. Delaware State & Akron. Allowed just 1 hit vs. Delaware State and 2 vs. Akron. Also had career-high 4 Ks in both games.
- Hillsborough County Player of the Year as senior.
- Finished HS career with a 0.65 ERA, 1,059 strikeouts, 634 innings pitched, and an 81-16 record.
- Recorded 379 strikeouts & 20 wins as a senior.
- Plant City HS career records for wins, ERA & Ks.

## MARSHALL SOFTBALL BROADCAST TALKING POINTS



### #43 Aly Harrell, 5th Yr., IF, Gahanna, Ohio

- 49 GP, 49 GS at 1B. Leads team with 56 hits, .424 avg. & .596 OB %
- Has reached base in last 16-straight games, began 4/10 at FAU.
- Hit 2 HRs in final home series vs. UTEP. 49 in career, 3rd all-time. Hit 2-run HR & walked 3 times in last home game, 13-2 win (5/1).
- MU's all-time leader in career walks (170), moved ahead of Rachel Folden (2005-08) vs. MT (3/26).
- 12th member of MUSB 200 Hits Club. #200 vs. Charlotte (4/1).
- Has combined for 222 career free passes (170 BBs & 52 HBP).
- Has reached base safely in 46-of-49 games in 2022.
- 1st OB% (.559), 4th in RBI (165), 3rd putouts (1,240), 4th slugging (.733), 2nd HBP (52), & 5th Avg. (.386).
- Started 211-of-216 career games. Reached base safely in 196 games (90.7%) & has a hit in 145 (67.1%).
- Has struck out just 39 times in 559 career at bats.
- 30 GP & started in 2020, hit .415, 39 H, 25 R, 8 2Bs, 10 HR, 17 BBs, slugged .819 and on base .526.
- Hit walkoff 1-run 2B in game 3 of FAU series in 9th. 1st career walkoff.
- Went 4-of-5, 2 runs, 2 2Bs, 1 HR, & 4 RBI
- Great eye at the plate. Over two years (2019-20) more free passes (BBs & HBPs) combined than any other hitter in Div. I with 114 (91 BBs, 23 HBPs). Next closest Bailey Hemphill of Alabama with 86.
- In 2020 hit .441, 30 hits, 22 runs, 8 2Bs, 5 HRs, 23 RBI, slugged .779, 23 BBs, 6 HBPs & OB% of .602 good for 4th in NCAA.
- Reached base safely in 24-of-25 games in 2020.
- Set MUSB records in 2019, .578 on base percentage, 64 games played & started, 459 putouts, & 10-straight games RBI.

2022 Warrior Award winner  
2022 Senior CLASS Award finalist




### #44 Katie Adams, 5th Yr. C, Hurricane, W.Va.

- 45 GP, 45 GS. 44 starts at C, 1 at DP. 28 hits, 11 2Bs, 6 HRs & 26 RBI
- Had a 7-game hit streak (4/9-16). Ended vs. Morehead St. was HBP.
- 2 RBI in game 2 win vs. Charlotte (4/2) & 2-run HR in game 3 for sweep.
- 2 2Bs vs. MT. 4th career game with 2 2Bs. 1st time in career with 2 2Bs in a game against an opponent other than Akron.
- Career-high 3 runs scored vs. Howard (2/25).
- 1st career grand slam vs. Fordham (2/20).
- Hit 1st of MU's 5 HRs vs. Saint Joseph's (2/11). Also had a 2B.
- 31 GP, 28 GS, 14 at C, 11 at DP and 3 at 1B (Chattanooga). Hit .352, 9 2Bs, 4 HRs, 12 runs & 24 RBI.
- Began 2021 season with 4 2Bs out of 5 hits in DH vs. Akron (3/3).
- Drove in 3, scored 2 runs & stole 1 base. Also threw out 2 potential base-stealers, 1 in each game of DH.
- Has 3 career games with 2 2Bs, all against Akron. The other in 2020, was intentionally walked after the 2 2Bs in that contest.
- Drove in a run in 4-straight games (4/24-5/8) with 8 total.
- Hit 4th HR of season vs. Charlotte in C-USA Tourn.
- 21 GP, 19 GS in 2021, 16 at C 3 at DP in 2020. Hit .377, 23 hits, 16 RBI, 5 2Bs, 3 HRs, 8 runs. Career-high 5 RBI vs. Howard (2/29).
- Finished 2020 on 10-game hitting streak. During stretch hit .467, 11 RBI, 4 2Bs & 3 HRs. Reached base safely in last 11 games of season.
- Hit 1st career HR at Norfolk State (3/1).
- Drilled a line drive HR to center at No. 11 Kentucky (3/11).
- Appeared in 44 games with 26 starts in 2019.



### #48 Bub Feringa, Fr., P/UT, Glendale, Ariz.

- As pitcher, 11 APP, 2 GS, 25.0 IP, 3.64 ERA, 1-0 & 11 Ks
- Total 27 GP, 12 GS, 3 starts at 3B, 7 LF, .293 avg., 9 RBI, 4 2Bs, 1 HR
- Season-high 3 Ks at FAU (4/9). 3.2 IP, 4 H, 1 unearned run
- Had 6-game hit streak (4/3-3/13).
- 1st career start at 3B vs. Howard (2/25), 3 asts, 1 run, 1 RBI
- 1st career Pitching start vs. Howard (2/26), 5 IP, 2 Ks, & 1st win.
- 1st career AB, pinch hit at Coastal Carolina (2/19), hits 2-run HR. 1 of 5 players in MUSB history to begin career with a HR in 1st career AB.
- Made collegiate pitching debut vs. Villanova (2/11). 1.1 IP, 1 K
- Starred in the circle & at the plate, 2x Peoria Unified School District PoY, 3x First Team All-State, 4x All-Conference. Senior named West Valley Preps PoY, Arizona 4A West Valley Region PoY & Defensive PoY.
- Sr. year 13 wins, 0.95 ERA & 115 Ks. Hit .644, 37 RBI, 16 2Bs & 6 HRs.
- Helped HS to 4A Arizona State Championship runner-up finish twice.
- Academically ranked in top 10-percent of her class.
- Older sister Briley had successful collegiate career as a catcher at Harding University, over 140 hits, 44 runs, 18 2Bs, 10 HRs, 80 RBI. Set program record in 2019 with 19 runners caught stealing.
- Also lettered in badminton (varsity singles & doubles) and was the No. 1 singles for varsity for two years.



### #49 Brooklyn Ulrich, Fr., IF, Mesa, Ariz.

- 7 GP off the bench as a pinch runner & at 2B.
- Has not played since 2/26 vs. Howard dealing with knee injury. Will miss remainder of the season.
- Very energetic player with plenty of passion on field.
- 1st career defensive & plate appearance vs. Howard (2/26). Had 1 putout at 2B and drew a walk. 1st career SB after walk.
- Made collegiate debut & scored 1st career run vs. Villanova (2/11).
- Graduated from Red Mountain HS after first attending Westwood HS.
- Accolades in 2021 include Female Scholar Athlete, Defensive Player of the Year and Second Team All-State.
- Senior year hit .397, 27 hits, 20 runs, 21 RBI, 4 2Bs, 6 3Bs & 3 HRs.
- Off to great start as a junior before COVID canceled remainder of season. Had 8 runs, 3 2Bs, 1 HR & 7 RBI in just 9 games.
- In HS career hit .365, 97 hits, 75 runs, 65 RBI, 15 2Bs, 12 3Bs & 5 HRs.
- Helped club team to a PGF Premier berth by driving in the winning run. Came to plate with runners at 2nd & 3rd with two outs.
- Also played varsity badminton.



### #77 Madison Whitaker, 5th YR., IF, New Palestine, Ind.

- 35 GP, 30 GS. 4 starts at SS, 24 at 2B & 2 at 3B. Last 23 starts at 2B.
- Hitting .333, 27 hits, 1 HR, & 7 2Bs. In & out of lineup with injury early.
- Reached base safely in career-high 19-straight games. Began 3/11 vs. Norfolk St. ended 4/24 at WKU. Tied for best MU streak of year (Mya).
- 2-of-2, 2B, BB & 1 run vs. Morehead St. (4/20). 4 PO & 3 asts at 2nd.
- 2B, BB & scored go-ahead run vs. Norfolk State (3/11)
- Hit line drive 2-run HR vs. Saint Joseph's (2/11). 10th of career.
- Suffered injury vs. Villanova (2/11), did not play day 2 at Buzz Classic.
- 26 GP, 14 GS, hit .176, 9 hits, 6 runs, 6 RBI, 4 2Bs & 1 HR in 2021.
- Tied MUSB single-game record with 8 assists in game 2 at MTSU while playing SS. Listed starter at 2B, moved to SS in bottom of 1st after Sierra Huerta left with injury. Added 6 putouts as well.
- Hit 1st HR with MU in game 3 vs. Bellarmine (3/28). Scored 3 runs to tie collegiate career-high (vs. UL-Monroe 2/10/19).
- Collected 3 hits & 2 RBI game 2 at Chattanooga (3/20).
- Transfer from Wright State. Played in 106 games with 105 starts from 2018-20. Finished with 86 hits, 43 runs, 16 2Bs, 2 3Bs, 8 HRs & 53 RBI.
- Named to 2018 Horizon League All-Freshman Team.
- Started 53 games as a freshman, finished 2nd on team with 41 hits, 8 2Bs, 3 HRs & 23 RBI. Struck out fewest times of regular starters for Raiders with just 15 in 168 at bats. Led team with 100 assists. Tied career-high with 3 hits, 2 RBI & 3rd HR of year at Detroit Mercy.

## Marshall Softball Core Values

We Are Tough

We Are Selfless

We Are Committed

We Are Unbreakable

We Are Family

**We Are...Marshall Softball**



# MARSHALL SOFTBALL BROADCAST TALKING POINTS - COACHES



## Head Coach Megan Smith Lyon, 4th Season, Overall Division I record: 427-282/Overall Collegiate Record: 506-323

- Fourth season with Marshall after being hired in July of 2018 as the fourth head coach in Marshall softball history.
- Became the fastest coach in program history to reach 100 wins, accomplishing the feat in 151 games, 36 games faster than Louie Berndt & Shonda Stanton who both reached in their 187th games. Smith Lyon's 100th win was an 11-4 victory over the Charlotte 49ers. It was game one of a three-game sweep.
- Earned 500th career win with 3-2 victory over FIU on April 15, 2022. Win gave Marshall the series. Herd swept the weekend the next day, 8-0.
- Marshall record is 113-58. Has quickly established Marshall as a powerful offensive threat. After setting program record with 79 home runs in 2019, then in 2020 Herd led NCAA in home runs per game with 1.92 (48 total) and was on pace for over 100 before remainder of year was canceled due to COVID-19 pandemic.
- Herd bats hit 150th home run during coach Smith Lyon's tenure in game two vs. Bellarmine on March 27. It was just the 103rd game of her time at Marshall.
- MU has hit 241 home runs in 171 games in tenure, an average of 1.41 per game, & an average of 60.25 per year. 19 different players have hit a HR in that span.
- Her teams over 14 seasons (Division I) have hit a total of 701 home runs, an average of 50.07 per year. No. 700 was hit by Saige Pye in the 3rd inning against UTEP at Dot Hicks Field on May 1, 2022. All 3 of her Division I teams still hold the program record for HRs in a season. 81 at Western Carolina in 2006, 60 at Kansas in 2011 and 79 at Marshall in 2019. Western Carolina held the SoCon record until UNCG hit 90 in 2021.
- Became the fastest coach in program history to reach 50 wins (76 games) with 8-0 victory over Rhode Island on Feb. 23, 2020.
- Won 1st game with the Herd in MU debut vs. UC-Riverside, 5-2 win (Feb. 8). Went 4-1 during the first tournament at the helm for Marshall.
- Earned 400th career coaching win Feb. 16, 2019 with 10-1 victory over Presbyterian. Herd also tied single-game, program record with 5 HRs in the win.
- Spent the past nine seasons as the head coach at Kansas University. Recorded six 30+ win seasons including a 40-15 mark in 2015. Finished with 273 wins.
- Took the Jayhawks to NCAA Regionals in 2014 & 2015. In 2015 the team spent 7-consecutive weeks ranked in the top 25.
- Kansas led the Big 12 and the nation with a conference record .345 batting average. Also set team records with a .979 fielding percentage in 2014 (2nd highest nationally), and 60 home runs in 2011. Team sported a 20-game winning streak in 2012.
- Boasted an 11.5 game won-loss record improvement in 2011 from the year before, the 16th-best turnaround in NCAA history. Kansas opened the season with a 26-3 record, the best start in program history.
- While at Kansas, the Jayhawks had one All-American, one Academic All-American, 20 All-Big 12 selections, 20 NFCA All-Region selections, 50 All-Big 12 Academic Team honorees, three Big 12 Scholar Athletes of the Year and three players taken in the NPF Draft.
- Actually coached against Marshall in her first season at Kansas, during the Florida Lipton Invitational hosted by the Florida Gators. Marshall won the first matchup 7-3 on Feb. 19 and then the Jayhawks won the second contest, also by a score of 7-3, on Feb. 21.
- Started the softball program at Western Carolina and finished with a 41-20 record in the first season (2006) and a 16-4 Southern Conference mark and was named SoCon Coach of the Year. The Catamounts won regular season title along with 6 players named all-conference (5 1st team), 2 All-Region 2nd team and the 2006 Pitcher of the Year (Mendy McKenzie). Western Carolina broke conference single season home run record with 81 and ranked 3rd in NCAA in home runs per game, 14th in slugging percentage and 19th in scoring.
- Spent two seasons as the head coach at Young Harris and had a 79-41 record. Finished as the NJCAA Regional Runner-up both years.
- Prior to coaching at Kansas, spent three seasons as an assistant at LSU under Yvette Girouard. Tigers won the 2007 SEC Tournament, the Stanford Regional in the NCAA Tournament and finished the year with 55 wins. LSU ended the regular season 3rd in the ESPN/USA Today Poll.
- Also an assistant coach at Charlotte in 2003 and for her alma mater UNC in 2004. The Tar Heels made the NCAA Tournament (Waco regional) that season.
- Played third base at UNC for Donna J. Papa from 1996-99. Still listed fifth all-time in career assists with 380. Team finished first in the ACC in 1996 and 1998. Won 30+ games in a season three times, record of 125-106 during playing days.
- Also played against Marshall three times as a player at UNC. The Tar Heels won two of the three games. UNC won the first 3-2 on Feb. 25, 1996. Marshall won the second, 1-0, Feb. 21, 1997. UNC took the third one, 8-0 on March 14, 1997.
- Married assistant coach Corey Lyon on May 22, 2020.



## Assistant Coach Corey Lyon, 4th Season (Coaching 3rd Base)

- Has helped push Marshall to powerful offensive threat. MU has hit 241 home runs in 171 games in tenure. Herd led NCAA in 2020 in home runs per game at 1.92.
- Helped lead Herd to one of its largest win-improvements in team history with a offensive record-breaking season in 2019.
- Marshall tied or broke a total of 30 records in 2019.
- Spent the past four seasons as the head coach at UL-Monroe.
- Warhawks totaled 111 wins including two 30+ win seasons.
- During tenure had 10 players named to the All-Sun Belt Conference teams, two NFCA All-Region selections and six players chosen by the Louisiana Sports Writers Association for All-Louisiana recognition. Team earned the Sun Belt Conference Team GPA Award in 2015 & 2016.
- Broke several school offensive records including team batting average, RBI in a season, runs scored in a season, hit by pitches in a season, team slugging percentage, on base percentage and most runs scored in a game. Finished 2018 season in the top 30 in the nation in batting average, scoring and stolen bases.
- In 2015, UL-Monroe finished second in the country with 143 stolen bases. Just 10 steals behind Marshall for the top spot.
- Also coached at Southern Arkansas University (2011-14) and led program to its first winning season in 9 years. 90 wins in 3 years was the most in program history over a 3-year span. The Lady Muleriders set 31 school records and won the 2014 Great American Conference Tournament to qualify for the 1st Division II NCAA Tournament in program history.
- Previous coaching experience includes four seasons at Paris Junior College (Texas) where he compiled a 125-53 record.
- Married head coach Megan Smith on May 22, 2020



## Assistant Coach Maddie Holub, 4th Season

- Helped direct of the biggest win-turnarounds in program history in 2019, a return to the C-USA Championship game and first trip to the NISC.
- Coached Marshall's pitching staff to break a 22-year old team record with 16 shutouts in 2019. Herd has total of 35 shutouts during tenure.
- Mentored Abigail Tolbert in senior season who was named Second Team All-C-USA and to C-USA All-Tournament Team in 2019.
- Was named to the Fort Hays State Athletics Hall of Fame in October of 2019.
- Spent the previous four seasons before coming to Marshall as the pitching coach at Saint Leo University (Saint Leo, Fla.).
- Helped the Lions to back-to-back NCAA Division II postseason appearances and reached the World Series in 2018.
- Saint Leo never won fewer than 37 games during her tenure. Coached Stephanie Adkins who won back-to-back Sunshine State Conference Pitcher of the Year honors. Team also featured five pitchers in a three-year span named all-conference. Her pitching staff ERAs stayed below 2.04 during all four years. Highlighted by a 0.93 staff ERA in 2016 that garnered the National Statistical Championship. Team averaged 16 shutouts per season.
- Prior to Saint Leo, Maddie coached at Fort Hays State, her alma mater. The Tigers were ranked as high as No. 13 in the country during time on staff.
- Also coached overseas in Collecchio, Italy with the Collecchio Softball 17U and 10U squads.
- Still holds career records at Fort Hays State as a pitcher and hitter with hits (255), runs scored (183), RBI (160), home runs (46), wins (77) and strikeouts (974). Her name also appears in many other top-10 categories. She tossed 7 no-hitter and shared in an 8th. Contributed to 2 perfect games.
- 4-time all-conference honors as well as the Mid-America Intercollegiate Athletics Association Player and Pitcher of the Year as a senior in 2013.



## Volunteer Assistant Sam Boone, 2nd season (Coaching First base)

- 2nd season on the Herd staff. Assists in all capacities with practice, game, travel and video.
- Herd hit 50 home runs and 60 doubles, slugged .538 (2nd-best in team history), during 1st season with the team in 2021.
- Former Marshall baseball player from 2017-19. Appeared in 24 games as a relief pitcher.
- After playing career, was assistant baseball coach and recruiting coordinator at Shoreline Community College. Also instructor at Base by Pros in Lynnwood, Wash., in charge of research and development on the pitching front, while giving lessons to athletes.
- Appeared in three games in 2017 before season-ending injury, had five strikeouts in three innings. Season-high 2 Ks at Georgia State & Virginia Tech.
- In 2018, appeared in 7 games working his way back from Tommy John Surgery. Season-high 3 Ks vs. Ohio & WVU. Pitched 3.2 innings vs. Ohio, allowing one run & one hit.
- In 2019, appeared in 14 games all out of the bullpen. Did not give up an earned run in his first 8 appearances, total of 11 innings pitched. Finished season with 19 Ks in 15.1 innings. Record a win against Iona (Feb. 23) and a save vs. Eastern Michigan (March 9).
- Prior to playing for Herd, spent 2015 season at Washington State and then 2016 at Shoreline Community College (Washington).
- For Washington State, appeared in 2 games with 1 total inning and 2 strikeouts.
- With Shoreline Community College, started all 6 of his appearances, pitched 37.2 innings with a 3.34 ERA and 47 strikeouts, 2-3 record.

# LAST TIME OUT - LOST SERIES AT NORTH TEXAS, 2-1

## The Automated ScoreBook Marshall at North Texas May 06, 2022 at Denton, TX (Lovelace Stadium)

Marshall 0 (32-15,14-8)

North Texas 1 (31-13,16-6)

Player	ab	r	h	rbt	bb	so	po	a	lob
HARRELL, Aly 1b	3	0	1	0	0	0	4	0	0
CHELEMAN, Grace cf	4	0	0	0	1	1	1	1	1
PIE, Saige dp	4	0	2	0	0	0	0	1	1
LEE, Amaya pr	0	0	0	0	0	0	0	0	0
STEVENS, Mya rf	2	0	1	0	0	0	4	0	0
OWEN, Autumn 3b	3	0	0	0	3	3	2	0	0
WHITAKER, Madison 2b	3	0	0	0	0	2	1	0	0
KENNEY, Kay Kay lf	3	0	1	0	1	1	0	1	1
ADAMS, Katie c	3	0	0	0	1	1	0	3	0
BROWN, Armani ss	2	0	0	0	1	0	1	0	0
FERINGA, Bub ph	1	0	0	0	0	0	0	0	0
NESTER, Sydney p	0	0	0	0	0	0	2	0	0
Totals	28	0	5	0	7	22	7	6	

Score by Innings	1	2	3	4	5	6	7	8	9	R	H	E
Marshall	0	0	0	0	0	0	0	0	0	0	5	2
North Texas	0	0	0	0	0	0	1	1	7	0		

Note: 1 out, 1 runner LOB when the game ended.

E - HARRELL, A.(3); ADAMS, K.(5); DP - MAR 1. LOB - MAR 6; UNT 7. 2B - Evans, T.(9); Gamble, K.(7); HBP - HARRELL, A.; STEVENSON,M.. SB - Cobb, L 2(8); Gamble, K.(1).

Marshall	ip	r	h	er	bb	so	ab	bf
NESTER, Sydney	7.1	7	1	0	1	7	29	30
North Texas	ip	r	h	er	bb	so	ab	bf
Ashley Peters	6.0	3	0	0	0	6	20	20
Skyler Savage	2.0	2	0	0	0	1	8	10

Win - Savage, S. (13-6). Loss - NESTER, S. (23-9). Save - None.  
HBP - by Savage, S. (STEVENSON,M.); by Savage, S. (HARRELL, A.); PB - ADAMS, K.(17).

Umpires - HP: Bob Marcialis 1B: Jack Krauser 3B: Rob Shorts  
Start: 6:00 PM Time: 2:13 Attendance: 448  
Weather: 84 and sunny

## The Automated ScoreBook Marshall at North Texas May 07, 2022 at Denton, TX (Lovelace Stadium)

Marshall 4 (32-16,14-9)

North Texas 12 (32-13,17-6)

Player	ab	r	h	rbt	bb	so	po	a	lob
HARRELL, Aly 1b	2	0	1	0	2	0	4	0	0
LEE, Amaya pr	0	1	0	0	0	0	0	0	0
CHELEMAN, Grace cf	4	0	3	1	0	0	4	1	0
PIE, Saige dp	4	0	0	0	1	0	0	3	1
STEVENS, Mya rf	2	0	0	1	0	0	0	1	0
OWEN, Autumn 3b	2	0	1	0	1	1	0	1	0
WHITAKER, Madison 2b	3	1	2	0	0	3	1	0	0
KENNEY, Kay Kay lf	2	1	0	1	1	0	1	0	1
ADAMS, Katie c	3	0	0	0	0	4	1	0	0
BROWN, Armani ph/ss	1	0	0	0	0	1	1	2	0
LOVE, Lauren ph/ss	0	1	0	1	1	0	0	0	0
MCCOWN, Brianna p	0	0	0	0	0	0	0	0	0
BLESSIN, Ashley p	0	0	0	0	0	0	0	0	0
JOYCE, C. p	0	0	0	0	0	0	0	0	0
FERINGA, Bub p	0	0	0	0	0	0	1	0	0
Totals	23	4	7	3	5	17	5	8	

Score by Innings	1	2	3	4	5	6	7	8	9	R	H	E
Marshall	0	0	1	2	0	1	4	7	3			
North Texas	1	3	1	0	4	3	12	11	1			

Note: 2 outs, 1 runner LOB when the game ended.

E - OWEN, A.(9); WHITAKER, M.(11); BROWN, A.(7); Cobb, L.(2); DP - MAR 1. LOB - MAR 8; UNT 6. 2B - CHELEMAN, G.(8); Cobb, L.(9); Smith, M.(5); HR - Evans, T.(8); Donohoe, S.(5); Smith, M.(3); SH - LOVE, Lauren(5); SF - STEVENSON,M.(3); Donohoe, S.(1); SB - Cobb, L.(8); Rainey, M.(1); Christensen(8); CS - Simon, C.(3).

Marshall	ip	r	h	er	bb	so	ab	bf
MCCOWN, Brianna	1.1	4	4	4	1	1	9	10
BLESSIN, Ashley	1.2	2	1	0	2	7	7	7
JOYCE, C.	1.0	3	3	3	1	0	5	6
FERINGA, Bub	1.2	2	4	4	0	7	12	
North Texas	ip	r	h	er	bb	so	ab	bf
Ashley Peters	3.0	3	1	1	2	3	11	14
Skyler Savage	3.0	4	3	3	0	10	12	16

Win - Peters, A. (17-6). Loss - MCCOWN, B. (3-4). Save - Savage, S. (6).  
HBP - FERINGA, B. (2); Peters, A.(6); Savage, S. (21). PB - ADAMS, K. (19).

Umpires - HP: Jack Krauser 1B: Rob Shorts 3B: Bob Marcialis  
Start: 1:00 PM Time: 2:39 Attendance: 217  
Weather: 84 and sunny  
JOYCE, C. faced 3 batters in the 5th.

## The Automated ScoreBook Marshall at North Texas May 08, 2022 at Denton, TX (Lovelace Stadium)

Marshall 9 (33-16,15-9)

North Texas 6 (32-14,17-7)

Player	ab	r	h	rbt	bb	so	po	a	lob
HARRELL, Aly 1b	4	0	0	0	0	7	0	0	0
LEE, Amaya pr	0	1	0	0	0	0	0	0	0
CHELEMAN, Grace cf	3	0	1	0	0	1	2	0	1
PIE, Saige dp	4	1	2	1	0	2	0	0	0
LUCAS, Rielly 1b	0	1	0	0	0	0	0	0	0
STEVENS, Mya rf	2	2	2	3	1	0	0	0	0
OWEN, Autumn 3b	3	1	0	0	1	1	4	0	0
LOVE, Lauren lf/2b	4	0	1	2	0	0	2	0	3
WHITAKER, Madison 2b	3	1	1	0	0	0	1	0	0
KENNEY, Kay Kay lf	1	0	0	0	1	2	0	0	0
ADAMS, Katie c	3	1	1	1	0	5	2	0	0
BROWN, Armani ss/pr	3	1	1	0	0	0	0	2	0
FERINGA, Bub ph	1	0	0	1	0	0	0	0	0
NESTER, Sydney p	0	0	0	0	0	0	1	3	0
Totals	31	9	8	3	5	21	9	6	

Score by Innings	1	2	3	4	5	6	7	8	9	R	H	E
Marshall	0	0	2	2	0	0	5	9	9	1		
North Texas	0	0	2	0	3	0	1	6	10	2		

E - ADAMS, K.(6); Simon, C. (2)(5); DP - UNT 1. LOB - MAR 6; UNT 8. 2B - STEVENSON,M.(12); LOVE, Lauren(9); Rainey, M.(11); Christensen(10); HR - STEVENSON,M.(18); Evans, T.(9); Gamble, K.(15); HBP - STEVENSON,M.. SH - CHELEMAN, G.(4); Simon, C.(4); Walker, A.(2); SF - Christensen(1), SB - CHELEMAN, G.(7); STEVENSON,M.(8); Simon, C.(17); Gamble, K.(2); Christensen(9).

Marshall	ip	r	h	er	bb	so	ab	bf
NESTER, Sydney	7.0	10	6	6	3	7	29	35
North Texas	ip	r	h	er	bb	so	ab	bf
Ashley Peters	2.0	2	0	0	0	1	8	9
Skyler Savage	5.0	7	9	5	3	4	23	27

Win - NESTER, S. (24-9). Loss - Savage, S. (13-7). Save - None.  
WP - NESTER, S.(1); Savage, S.(22); HBP - by Peters, A. (STEVENSON,M.). PB - ADAMS, K.(20); Walker, A.(8).  
Umpires - HP: Rob Shorts 1B: Bob Marcialis 3B: Jack Krauser  
Start: 12:00 PM Time: 2:50 Attendance: 238  
Weather: 90 and sunny

## May 6-8 at North Texas Regular Season Finale

Marshall traveled to North Texas with a chance to play for seeds 1-5 in the Conference USA Tournament. The Herd lost the first two games to the Mean Green, but rebounded to win game three with a seventh inning comeback. The win, with a Florida Atlantic loss, gave Marshall the No. 4 seed in the tournament.

Game one was a pitching and defensive battle that lasted to the eighth inning. Sydney Nester went the distance and struck out seven. Marshall managed just five hits and two hit-by-pitches. Saige Pie had two hits. The Herd's defense came through with key outs when it was needed including Grace Chelemen starting a double play to end the bottom of the sixth. North Texas finally scored the walk-off run with a base hit by Tayla Evans in the eighth to score Lexi Cobb. It was the fourth walk-off of the season that the Herd has given up (Ohio, UAB, WKU the others).

Game two belonged to the Mean Green from start to finish, 12-4 in six innings. Chelemen had a great day at the plate with three hits, and in the outfield. The senior robbed a 2-run home run to end the first inning, getting her glove above the fence and making the grab. In the fourth, Chelemen started another double play catching a sinking liner in center and then throwing back to Madison Whitaker at second to double-up the runner. It was the third-straight game that the centerfielder started a double play. Chelemen ended the game three win over UTEP with a double play in the fifth. Whitaker had two hits and scored once. The Herd's offense had seven hits and drew five walks.

The finale began as another pitching and defensive battle until the third inning. Mya Stevenson got the Herd on the board first with a 2-run home run to left-center. It was the 58th of her career, tying Stevenson with Rachel Folden for the Marshall Softball All-Time Home Run Record. North Texas tied the score in the bottom of the third. Marshall scored two more runs in the fourth as Whitaker and Katie Adams scored to give the Herd a 4-2 lead. The Mean Green took a 5-4 lead in the fifth, looking to take the sweep. Marshall's offense exploded in the top of the seventh scoring five runs off six hits and one walk. Armani Brown, Amaya Lee (PR for Harrell), Rielly Lucas (PR for Pie), Stevenson and Autumn Owen all scored. Pie drove in the first run to tie the game. Stevenson sent home the go-ahead run with a double and then Lauren Love plated two more with another double. Adams drove home the final run to give Marshall a four-run lead, 9-5. North Texas scored one run in the bottom of the seventh of a sacrifice fly to Kay Kay Kenney in left for the second out. With another runner still on base, another fly ball was lifted out to left where Kenney made another grab to end the game.



The Herd doing the We Are...Marshall cheer with the fans after taking game three at North Texas.



## MUSB Honoring Women in Sports with 1st Pitch

Throughout the season, MUSB is honoring women in sports with a ceremonial first pitch. Whether student-athletes, coaches, staff and other dignitaries, it has been a special moment before the games.

### First Pitch List

**March 3 - Kaylyn Torain** - Student Success Specialist - Buck Harless Student-Athlete Program  
**March 4 - Savannah Wheeler** - So. Guard, Women's Basketball  
**March 5 - Macy McElheney** - Sr. Middle Blocker, Volleyball  
**March 11 - Liz Stefancic** - Sr. Tennis  
**March 13 - Mikah Alleyne** - Jr. Sprints/Hurdles, Track & Field  
**March 25 - Hailey McMahon** - So. Midfielder, Soccer  
**March 26 - Becky Kaliher** - Athletic Trainer  
**March 27 - Sydney Shelton** - Director of Marketing  
**April 1 - Ari Aganus** - Head Coach, Marshall Volleyball  
**April 2 - Ladies of the Big Green Scholarship Foundation** - Tassey Holley, Taylor Hickman & Emily Suter  
**April 3 - Joelle Williams** - Diver, Swim & Dive Team  
**April 14 - Jill Rowland** - MU alum & Legacy Donor - Played softball at Marshall from 1979-81 before it was a school sponsored sport  
**April 15 - Abigail Tolbert** - MUSB Alum Class of 2019  
**April 16 - Jody Cooper** - Emileigh Cooper's mother on Emileigh Cooper Day  
**April 20 - Alyssa Hager & Blair Bocook** - Women's & Gender Center  
**April 29 - Jessica Kern Huff** - Former basketball player, Penn State & professionally, Asst. coach at St. Joe's VBB, & MU Football head coach Charles Huff's wife  
**April 30 - Seniors' Parents**  
**May 1 - Herman Smith (Head Coach Megan Smith Lyon's dad)**  
 \*celebrating Coach's win milestones, picked her dad\*

## Racing Each Other to Chase Down History

Fifth-year senior Aly Harrell and senior Mya Stevenson continue to battle their way up the Marshall career home run charts. Stevenson currently leads the friendly battle with 58, while Harrell has 49. Stevenson is now tied for first all-time and Harrell is third. Since 2021, the two players have kept trading spots on who is the Herd's active leader. Harrell and Stevenson entered the 2022 season tied at 40. Harrell took the lead first with No. 41 in the opener against Saint Joseph's. Stevenson later tied Harrell in the same game, and then took the lead the next day against Villanova. However, both players have been chasing down the Herd's all-time leader in four-time All-American, and Marshall Athletics Hall of Famer, Rachel Folden (2005-08) who finished with 58, and Stevenson caught Folden on May 8 at North Texas. Stevenson's next bomb will be the record-breaker. To see more of Stevenson's HR Chase, go to page 15.

## Marshall's All-Time Home Run Leaders

1. Rachel Folden - 58 (225 games 2005-08, avg. 1 HR/3.88 games)
2. Mya Stevenson - 58 (168 games 2019-Pres., avg. 1 HR/2.90 games)
3. Aly Harrell - 49 (216 games 2018-Pres., avg. 1 HR/4.41 games)

## Gold Glove - Grace Chelemen

Senior centerfielder Grace Chelemen over the last four games has been key on defense for Marshall. She ended game three against UTEP with a double play after catching a deep shot up against the fence and then throwing back to Armani Brown at second to double-up the runner. In game one at North Texas, Chelemen started another double play to end the sixth after catching a line drive and then firing to Madison Whitaker covering second to get the runner and end the inning. In game two in Denton, Chelemen started another double play in the fourth, almost identical to the play the day before. But even before that play, in the first inning the senior made a highlight reel catch by robbing a home run. She ran back to the fence, leaped, getting her glove over the padding, and brought it back. Instead of a 2-run home run for North Texas, it was the third out of the inning. In game three of the series she made two catches including running one down in the right-center gap, potentially taking away an extra base hit.

## Herd Sets Team Doubles Record

In 2019, head coach Megan Smith Lyon's first season at the helm, her squad set the new program record for home runs, but they set the doubles record as well with 83. It broke the old mark of 80 set back in 2005. Blakely Burch hit the 81st double to break the record against George Washington on May 17 at the NISC Tournament. Now in 2022, coach Smith Lyon's team did it again, breaking the doubles record with now 85, in 49 games, by the end of the regular season. Mya Stevenson hit the 84th double of the year in the top of the seventh of game three at North Texas on May 8 to break the record. Two batters later, Lauren Love hit the 85th.

## Herd Ties MU Single Game HR Record...Again

Marshall rebounded from a rough game two against UTEP by smashing five home runs in the game three blowout, tying the program single-game record yet again. Despite all of the home runs that have been hit at Dot Hicks Field, the game versus UTEP was the first time that the record had been done at Marshall's home field. The Herd opened 2022 with five home runs against Saint Joseph's. The win over UTEP was the sixth time in team history that the mark has been reached, and the fifth time under Head Coach Megan Smith Lyon.

## Games with Five Home Runs

April 9, 2014 at Northern Kentucky (game 1 of DH)  
 - Shaelynn Braxton (3), Savannah Webster, Raquel Escareno

## Feb. 16, 2019 vs. Presbyterian

- Aly Harrell (2), Mya Stevenson, Sierra Huerta, Hannah Giammarino

## Feb. 28, 2020 vs. Delaware State

- Mya Stevenson (2), Sierra Huerta (2), Saige Pye  
**March 11, 2020 at No. 11 Kentucky**  
 - Saige Pye (2), Katie Adams, Grace Chelemen, Sierra Huerta  
**Feb. 11, 2022 vs. Saint Joseph's**  
 - Katie Adams, Aly Harrell, Madison Whitaker, Saige Pye, Mya Stevenson  
**May 1, 2022 vs. UTEP**  
 - Saige Pye (2), Autumn Owen (2), Aly Harrell

## Home Game Winning Streak

MUSB was dominant at home this season with a 20-1 record. Marshall won 21-straight at Dot Hicks Field going back to last season, good for the second-longest home-winning streak in team history, before finally falling to UTEP on April 30 in game two of the series. The Herd won 22-straight beginning on April 18, 2012, with a 10-1 win over Morehead State. The 22nd victory occurred on April 10, 2013, with a 4-1 win over Northern Kentucky. The Herd's next home loss was on April 13, 2013, in the first game of a three-game set against East Carolina. Marshall's latest streak began on April 17, 2021, in game two against Florida Atlantic. That day, the Owls took game one of the doubleheader, 11-9. Marshall then won game two, 8-7, with a walk-off win in the eighth.

The Herd's home winning percentage this season was .952, the highest in team history. It was the third time that Marshall tallied a home win percentage of .900 or better. The Herd was 15-1 in 2017 (.938) and 9-1 (.900) in 1997. Marshall almost finished the 2017 season undefeated, falling to UAB in the second game of the final series at home, and then taking game three. Just like this season.

## Cancellations & Curse of the Midweek Strikes Again

In 2022, Marshall has missed out on 10 total games from cancellations of all kinds. A midweek contest at Akron was just the latest in what has been a theme throughout the year. Four were cut in early season tournaments, and then six more midweeks have disappeared as at times it seems that the Herd is not meant to play any midweek, non-conference games. Marshall picked up a doubleheader with Radford to make up some of those missed games, and that series never happened, even after a reschedule attempt.

## Schedule Changes & Cancelled Contests in 2022

2/13 at Georgia Tech - Bus accident the night before  
 2/27 vs. Kent State at Camel Stampede - Rain  
 3/12 vs. Western Carolina & Norfolk State - Snow  
 3/22 at Bellarmine - doubleheader lost due to rain  
 3/29 at Akron - doubleheader postponed due to rain  
 4/5 at Radford - doubleheader postponed due to rain  
 4/27 at Radford - rescheduled single game cancelled  
 5/3 at Akron - rescheduled single game cancelled

## The Triplets Doing Damage at the Plate

Aly Harrell, Saige Pye and Mya Stevenson have become an amazing trio. All three are batting over .360, slugging over .700 and on base percentages over .440. They have combined for 163 hits, 111 runs, 31 doubles, 45 home runs, 133 RBI, 72 walks and 28 hit-by-pitches. The 45 bombs is 70-percent (45-of-64) of the team's total and The Triplets have driven in almost 45-percent of the Herd's runs (133-of-296). They have also combined for 50 games with two or more hits, 38 games of two or more RBI and 28 games of two or more runs scored. Out of 49 games Harrell has reached base in 46, Stevenson in 41 and Pye in 39. Harrell has a hit in 37 contests, Stevenson in 34 and Pye in 32. With Harrell, Pye and Stevenson batting so close to each other in the lineup, it can really be a game of pick your poison for a pitcher.

## The Triplets Chasing Home Run History

Going into the C-USA Tournament, Saige Pye and Mya Stevenson are tied for the team lead with 18 homers. Harrell has nine. Pye & Stevenson's total is tied for the second-most in a season in team history. Pye and Stevenson have combined for more home runs in a single season than any other duo at Marshall with 36, surpassing what Stevenson and Harrell did together (34) in 2019. If Harrell can hit one more bomb, then 2022 will be the first time in team history with three players smashing double-digit dingers in the same season. This year is the fifth time that at least two players have hit 10 or more in the same year.

- 2022 - Pye (18) & Stevenson (18)  
 2019 - Stevenson (20) & Harrell (14)  
 2010 - Alianna Telles (12) & Jazmine Valle (10)  
 2008 - Rachel Folden (17) & Samantha Rodriguez (13)  
 2007 - Rachel Folden (14) & Samantha Rodriguez (11)

The Triplets will not only have one of the best combined home run seasons in team history, but they will go down as three of the best home run hitters at Marshall as well. Stevenson is for first all-time with 58 career homers. Harrell is third all-time with 49 and Pye has 32 (33 in collegiate career; hit 1 at Georgia Tech) tied with Samantha Rodriguez (2005-08) for fifth all-time.

## The Triplets Chasing RBI History

Going into the final weekend at North Texas, Stevenson, Pye and Harrell have a chance at more history at Marshall. Stevenson has 53 RBI and Pye is right behind with 48. If the two can both reach 50, it will be the first time that two players have tallied at least 50 RBI in the same season. A Marshall batter

has driven in at least 50 RBI in a season nine times. De'Shaun Drake was the first in 2003 with 53. Stevenson is the latest with 53 going into the 2022 C-USA Tournament. This is also the seventh time at Marshall that two players have driven in at least 40 runs in the same season. In addition, Harrell has 32 RBI in 2022. If she can reach 40, it will be only the second time, and the first since 2003, that three players have finished with 40 or more RBI.

- 2022 - Stevenson (53) & Pye (48)  
 2019 - Stevenson (58) & Harrell (40)  
 2017 - Taylor McCord (52) & Morgan Zerkle (43)  
 2014 - Shaelynn Braxton (57) & Raquel Escareno (42)  
 2007 - Samantha Rodriguez (55) & Rachel Folden (47)  
 2004 - Amanda Williams (45) & Leigh Wintter (40)  
 2003 - De'Shaun Drake (53), Amanda Williams (47) & Allison Webb (41)

The Triplets also have a chance to finish their Marshall careers with over 100 RBI. Stevenson leads the group with 167 good for third all-time. Harrell is close behind with 165, fourth all-time and Pye is approaching 100 in her time at Marshall. She has 99 in her career with the Green & White, but does have 103 in her collegiate career finishing with four in limited action at Georgia Tech. With one more RBI, Pye will become the 14th member of the Marshall 100 RBI Club.

## Saige Pye With a Sick Performance

In game two of the series at WKU, Saige Pye was dealing with an illness. And even though she was throwing up before the game, when asked if she could go, Pye's response was yes. In her very first plate appearance, Pye smashed a three-run homer to left-center that entered the third floor of the parking garage. Luckily for Pye she was the designated player and not on the field as she was throwing up in between her plate appearances. Her next time up in the third, Pye belted another bomb. This time it was a two-run shot to center. It was the third time in her career with two homers in a game. The first was at No. 11 Kentucky, March 11, 2020. Pye had a two-run homer in the first inning and then a grand slam in the third. She finished the game with a career-high seven RBI. One away from tying the team record. Her next two-homer performance was April 1 of this season in game one against Charlotte. Pye totaled six RBI in that victory.

## SIX TIMES! Nester C-USA Pitcher of the Week

Sydney Nester joined some exclusive company in Conference USA Softball history being named the Pitcher of the Week for the sixth time this season. It is just the ninth time that a pitcher has picked up the weekly honor at least six times since 2000. Nester finished the week with a 3-0 record, two shutouts, 1 save, 13 hits, two earned runs allowed and struck out 19 over 21 innings. She pitched a complete-game win at NKU and then threw two shutouts at home versus FIU. Nester appeared in game two and closed out another win over the Panthers to earn her third save of the year.

## C-USA Pitchers with 6 or more Pitcher of the Week Selections

Miranda Kramer (WKU) - 8 in 2015  
 Courtney Blades (Southern Miss) - 7 in 2000  
 Toni Paisley (ECU) - 7 in 2009 and 2010  
 Kylee Hanson (FAU) - 7 in 2016  
 Lindsey Chouinard (DePaul) - 6 in 2003  
 Angel Shamblin (Houston) - 6 in 2008  
 Aimee Creger (Tulsa) - 6 in 2014  
**Sydney Nester (Marshall) - 6 in 2022**

## Aly Harrell Your 2022 Warrior Award Winner

Fifth-year senior Aly Harrell was named the 2022 Warrior Award winner during a special ceremony prior to game three against FIU, April 16, 2022, at Dot Hicks Field on Emileigh Cooper Day. She joins Rebecca Myslenski (2017), Madi Marshall (2018), Hayden Ellis (2019) and Blakely Burch (2021) on the list on honorees. Harrell's love of the game, her team, teammates and her school has been evident since she walked through the door in the fall of 2017 as a freshman. She has grown into a star on the diamond and her name can be found all throughout the record book. Harrell has become a leader for the younger players to show what it means to be a part of the Marshall Softball Family as well as the Marshall University Family. When her career finally comes to an end, her legacy will be one of greatness, on and off the field. Harrell will be remembered as one of the very best to ever suit up for the Green & White.

## FIVE TIMES! Nester C-USA Pitcher of the Week

Sydney Nester did it again after another great performance at Florida Atlantic and was named C-USA Pitcher of the Week for a fifth time. Against the Owls, Nester went 2-0 in two starts, allowed just three earned runs (1.40 ERA), and struck out 26 batters in 15 innings. She tied her career-high with 15 Ks in game one as Marshall came back for the 7-2 win. Nester ended the seventh inning with her 13th K of the game and her 200th of the season. She became the fastest pitcher in team history to reach 200 strikeouts, besting Andi Williamson in 2013 by three appearances (26 to 29) and 16.1 innings (137 to 153.1). On Sunday, Nester struck out 11 more batters for her 10th double-digit K game of the year. She joins Sara Gulla (2001) and Williamson (2013) as the only pitchers at MU to have at least 10 games of 10 or more strikeouts. Gulla had 11 and Williamson put up 12. Nester is the fourth pitcher in team history to tally at least 200 Ks in a season joining Williamson, Jordan Dixon and Gulla.

## Another Comeback

In game one at Florida Atlantic, both teams were locked in a



pitching and defensive duel through the first five and-a-half innings. Finally, the Owls scored two runs in the bottom of the sixth to take a 2-0 lead. All FAU needed was three outs, and game one was theirs. The Herd put up a fight as Saige Pye belted a solo home run to lead off the inning and then Mya Stevenson crushed one right after to tie the game at 2-2. Sydney Nester and the MU Defense then rolled through the bottom of the seventh 1-2-3. In the top of the eighth, the Herd had five-straight batters reach base, and all five crossed the plate. Armani Brown started with a one-out walk and then Aly Harrell had a single to right. Grace Chelemen put down a bunt that caused miscommunication in the infield as she was safe, and Brown scored from second. Pye kept it going with a double (her 2nd of the game) driving home Harrell. Stevenson then obliterated a pitch to left through the palm trees and way back into the parking for a 3-run bomb. Her second of the game and 54th of her career. Again, the Herd held FAU off the scoreboard in the bottom of the eighth with another 1-2-3 inning as Nester had two strikeouts.

#### Batting .500

Fifth-year senior Aly Harrell is batting .475, but has been hovering around, and over .500 for most of the season. Through 36 games, Harrell is 47-of-99 at the plate as well as adding 27 walks and 13 hit-by-pitches for an on base percentage of .626. Leading into the FIU series, Harrell is fifth in the nation (tops in C-USA) in batting average and ranks second in the NCAA (again tops in C-USA) trailing only Jocelyn Alo of Oklahoma in on base percentage. Only one player in MUSB History has ended a season with a batting average of .500 or better. Morgan Zerkle hit .506 in 2015 and finished second in the country behind Torrian Wright of Savannah State who hit .566.

#### 100 Wins

Head Coach Megan Smith Lyon tallied her 100th win at Marshall on Friday, April 1, 2022, in game one of the series with the Charlotte 49ers. The Herd took the game 11-4. It was Smith Lyon's 151st game with Marshall since taking the helm in the summer of 2018. She was the fastest to reach 50 wins (76 games) and became the fastest to 100 in team history as well. Former head coaches Louie Berndt (1994-99) and Shonda Stanton (2000-17) both reached the century mark in their 187th games. For coach Berndt it happened on March 22, 1997, with a 7-0 win over Chattanooga. For coach Stanton it came on March 26, 2003, with an 11-0 victory at Eastern Michigan.

#### Triple the Comebacks

In the series against Charlotte, Marshall came back from an early deficit in each contest to get the sweep. The Herd trailed game one, 3-0 through the top of the 3rd before scoring three runs in the bottom of the third off a 3-run home run from Saige Pye to tie the game. The 49ers regained the lead, 4-3, in the top of the fifth. However, Marshall scored eight unanswered runs with five in the fifth and three more in the sixth. Pye hit another 3-run bomb in the sixth to put the exclamation point on the comeback.

Game two was even wilder as Charlotte scored three runs in the top of the first, followed by Marshall putting up four in the bottom of the frame. The 49ers erupted for five runs in the top of the third to take an 8-4 lead. Marshall added one run in the bottom of the third to close the gap to three runs. Charlotte put the lead back to four plating one run in the fourth and led 9-5. In the bottom of the fifth, Autumn Owen hit a solo home run and Aly Harrell drew a bases loaded walk and now trailed 9-7. In the bottom of the sixth, Mya Stevenson hit a solo bomb to put the Herd within one, 9-8. In the top of the seventh, Bub Feringa rolled through the Charlotte batters in order to keep it at a one-run deficit. In the bottom of the seventh, the 49ers walked Harrell to load the bases with one out bringing up Grace Chelemen. Chelemen delivered a bloop single down the left field line that scored Alex Coleman to tie the game at 9-9. The Herd couldn't find the timely hit to finish, and the game went to the eighth. Charlotte scored one run in the eighth, and had bases loaded before Sydney Nester shut it down with back-to-back strikeouts. In the bottom of the eighth, Owen led off the inning with a single. Madison Whitaker moved Owen to second with a sac bunt. Two batters later, and with two outs, Love reached on a walk and then Kay Kay Kenney drove in Owen with a single to right to tie the game at 10-10. Again, Charlotte walked Harrell to load the bases to get to Chelemen with two away. Chelemen came through clutch again with a base hit to center that allowed Love to score easily from third for the walkoff.

With the series in hand, Marshall went for the sweep as the 49ers attempted to salvage a game on Sunday. Charlotte took the early 1-0 lead with a solo home run in the first. The 49ers hit a home run in the first inning of all three games. Marshall responded with a two-run home run from Katie Adams in the second to take the lead, 2-1. The 49ers regained the lead 3-2 in the top of the third. However, Marshall went back to the long ball as Pye and Owen both hit solo homers in the bottom of the inning to take a 4-3 lead. Nester and the defense took care of business the rest of the way to earn the sweep.

#### Harrell Joins Another Exclusive Group: 200 Hit Club

With a single to center in the third inning against Charlotte on April 1, Aly Harrell became the 12th member of the MUSB 200 Hits Club. The hit came in her 195th career game. The fifth-year senior finished the weekend with four total hits, getting to 203 and moving ahead of Jessica Williams for 11th all-time. After the Charlotte series, Harrell has recorded a hit in 179 of her 198 (90.4%) career games played. Harrell is the first one to jump into the 200 Hit Club since Elicia D'Orazio reached the

milestone back in 2018, Harrell's freshman season.

#### Herd Bats Tie Another Record

In the 11-10 comeback victory over Charlotte on Saturday, April 2, Marshall tied another team record with 19 hits. It tied the mark that was set back on April 9, 2014, at Northern Kentucky. That day, Marshall ripped off its 19 hits in just five innings as the Herd won 17-2. It was also the same day that Marshall hit five home runs in a game for the first time and Shaelynn Braxton tied the record of three homers in a single game, set by Rachel Folden on March 4, 2006, versus Austin Peay.

Against Charlotte, nine different players had at least one hit and four players recorded three each.

#### Marshall's 19 Hits vs. Charlotte

Grace Chelemen 3  
Mya Stevenson 3  
Autumn Owen 3  
Lauren Love 3  
Madison Whitaker 2  
Katie Adams 2  
Aly Harrell 1  
Kay Kay Kenney 1  
Bub Feringa 1

#### Owen Scores Her Way Into the Record Book

Autumn Owen set a personal-best and tied a team record for runs scored in a single game as she crossed home plate four times in the second game of the series against Charlotte on April 2. She is the first Herd player to score four times in a game since Taylor McCord on April 29, 2017, at Middle Tennessee. Owen first scored in the first inning after reaching on a single, and later coming home on a base hit from Katie Adams. Owen reached on a fielder's choice in the third and then scored on a single to right from Lauren Love. In the fifth, Owen drove herself home with a solo home run to center as part of a two-run inning that helped pull the Herd within two runs. The sophomore saved her best for last leading off the top of the eighth inning with her third hit of the game. Owen later scored on a single from Kay Kay Kenney that tied the game at 10-10, eventually leading to the walkoff.

Since 2000, a Herd player has scored four runs in a game now eight times as Owen joins the group. Morgan Zerkle is the only one to do it twice.

#### MUSB Four Runs in a Single Game

March 1, 2003 - De'Shaun Drake vs. Akron  
April 6, 2013 - Ashley Gue at Houston  
Feb. 14, 2015 - Morgan Zerkle vs. Bucknell  
April 4, 2015 - Emileigh Cooper vs. North Texas  
April 18, 2015 - Morgan Zerkle vs. Florida Atlantic  
May 8, 2016 - Elicia D'Orazio at WKU  
April 29, 2017 - Taylor McCord at Middle Tennessee  
**April 2, 2022 - Autumn Owen vs. Charlotte**

#### Harrell Walks into the Record Books

On March 26 in the first inning against Middle Tennessee, Aly Harrell did what she has done so many times in her career. Take another pitch that missed the mark, drop her bat, and walk to first. And she finally repeated those steps more than any other player in team history. Harrell earned her 148th walk, surpassing four-time All-American Rachel Folden who had held the record with 147 since 2008. Folden was walked for the final time in her second-to-last plate appearance in what ended up being her final game on May 8, 2008, against ECU in the C-USA Tournament. Folden set the mark in her 225th game. Harrell broke the record in her 194th game. Brooke Swann pitched the final walk to Folden. Corrina Dodd threw the record-breaker to Harrell 5,071 days later.

#### Number 50!

On March 25 in the third inning against Middle Tennessee, Mya Stevenson crushed a pitch off Gretchen Mead to left. It was Stevenson's 50th career home run. The senior from Mesquite, Texas, joined Rachel Folden as the only members of the MUSB 50 Bombs Club. Folden crushed 58 from 2005 through 2008. Folden hit her 50th homer on April 2, 2008, at No. 24 Ohio State, her 209th career game. She sent number 49 out of the park in game one of the doubleheader and then belted number 50 in the second inning of game two off Megan Miller. Folden hit one more bomb in the top of the 7th as the Herd swept both games against the ranked Buckeyes. Stevenson reached 50 in 145 games and hit her 51st in her 146th game. Stevenson needs just eight more homers to become the Herd's all-time Home Run Queen.

#### Herd Sets Team Single Game Doubles Record

In the series finale against Middle Tennessee on March 27, Marshall set a team, single-game mark with seven doubles. Katie Adams and Grace Chelemen hit two doubles each while Aly Harrell, Saige Pye and Madison Whitaker had one each. Pye started the record setting day in the first inning and drove in one run. Adams doubled (#2) to lead off the second, and later Harrell hit one (#3) to drive in two. The doubles party came out in the fifth as the Herd hit back-to-back-to-back two-baggers. Whitaker started it (#4) and drove in a run. She was followed by Chelemen (#5) and then Adams (#6) who tied the record. Chelemen hit the record-breaker (#7) in the sixth, which also ended the game as her shot to right-center drove in a run for the 9-1 win. The old record of six was set on Feb. 8, 2015, versus UNC Greensboro. The mark was tied on March 20, 2021, at Chattanooga.

#### FOURTH TIME! Nester C-USA Pitcher of the Week

Sydney Nester earned her fourth weekly award after a dominating performance against Middle Tennessee, March 25-27. Nester appeared in all three games with two starts. She earned two wins allowing just six hits, two runs and struck out 18 in 15 total innings. Nester earned the complete-game wins in games one and two, recorded her 500th career strikeout in the second inning of game one, and gave up just one run in each win. She also pitched the last two innings of game two, retiring all six batters she faced. Nester is the first Marshall pitcher to be honored as a conference pitcher of the week four times in one season. Sara Gulla (1998-2001) and Randi Nielson (2002-05) were both honored three times in one season back in the MAC. Gulla was selected three times in 2001 and Nielson in 2005.

#### Look Up And Say Goodbye - Mya Stevenson on a Tear

Senior Mya Stevenson has been sending pitches out of the park at an incredible rate with eight bombs since the start of March. The slugger has reached base safely in all 15 games this month so far. Stevenson has 20 hits in March with 12 going for extra bases. She has driven in 22 runs with a high of five at UAB. In game three at UAB, Stevenson's first homer of the game was a 2-run shot in the fifth that tied the game at 2-2. She belted another one way out to left in the seventh for a 3-run home run that gave the Herd the lead, 6-5. Unfortunately, Marshall could not hang on and lost 8-7 in the bottom of the seventh.

Stevenson's home run barrage began with a 2-run shot in the third inning against Maryland Eastern Shore, and she now leads the team with 11 homers this season and is just seven bombs away from tying Rachel Folden atop the all-time career charts at Marshall. Stevenson tied Folden's record for consecutive games with a home run at four-straight.

#### Stevenson's Home Runs in March

March 5 vs. Maryland Eastern Shore - 2-run HR 3rd inning  
March 11 vs. Fairfield - 2-run HR 5th inning  
March 16 at Ohio - Solo HR 1st inning  
March 19 at UAB (game 2) - Solo HR 2nd inning  
March 20 at UAB - 2-run HR 5th inning  
March 20 at UAB - 3-run HR 7th inning  
March 25 vs. MTSU - 2-run HR 3rd inning  
March 26 vs. MTSU - 3-run HR 4th inning

#### Winning Streak: 11 - 3rd-longest in MUSB History

Marshall rolled out an 11-game winning streak, the third-longest in team history, and the squad's first double-digit win streak since 2017. The run began with a 15-2 victory over Howard on Feb. 25. The final win of the streak was an 8-4 decision over Fairfield on March 13. An 8-7 loss at Ohio put an end to the win streak that also included an 8-0 record at home. The MUSB record winning streak belongs to the 2017 squad that won 17 in-a-row. The C-USA Championship winning team in 2013 owns the second-longest streak at 14 games.

Marshall outscored its opponents 96-18 over the win streak with five shutouts. The Herd piled up 116 hits during the win streak as well with 29 doubles, one triple, 10 home runs, drew 45 walks and seven hit-by-pitches.

#### Marshall's Double-Digit Win Streaks

1. 17 - March 3-April 1, 2017, ended game 2 at Southern Miss  
2. 14 - March 13-April 6, 2013, ended game 2 at Houston  
3. 11 - Feb. 25-March 13, 2022, ended at Ohio  
4. 10 - March 28-April 12, 2015, ended game 1 vs. FAU

#### Herd Ties Second-Longest Streak of Double-Digit Hit Games

The Marshall bats have been producing lots of hits throughout the season. But from March 5-16, the Herd tied the mark for the second-longest streak of 10 or more hits since 2000 with five-straight. The streak ended with game one at UAB as Marshall tallied four hits in a 1-0 loss. The last time the Herd put together a run of five in-a-row was May 3-9, 2014, that included all three games of the final series of the regular season against Louisiana Tech, and then wins over UAB and East Carolina in the C-USA Tournament. The team record of six actually occurred in the same season, April 2-9. The Herd has 10 games this season with 10 or more hits, including eight in the month of March.

#### Marshall's Run of Five-Straight 10+ Hit Games

1. March 5 vs. Maryland Eastern Shore - 16 (season-high)  
2. March 11 vs. Fairfield - 13  
3. March 11 vs. Norfolk State - 11  
4. March 13 vs. Fairfield - 11  
5. March 16 at Ohio - 11

#### Autumn Owen Keeps Getting on Base

Sophomore Autumn Owen is hitting her stride. Before this season began, the transfer from Gardner-Webb had not played in a meaningful game since March 11, 2020. The Runnin' Bulldogs were off to a great year, including a 17-game win streak, when the remainder of the season was canceled due to the COVID pandemic. Owen then missed the entire 2021 season from injury.

Now 21 games into the 2022 season, Owen is looking like her old self. She rolled through the Thundering Herd March Madness batting .875 (7-of-8) and reached base safely 10-of-11 plate appearances. She is on a 6-game hitting streak and has produced two or more hits in 4-straight games, tied for the fourth-longest streak in team history.

## HERD NOTES

### Armani Brown Gets it Rolling

Armani Brown had been struggling at the plate going 0-for-14 to start the year. Against Maryland Eastern Shore, Brown took another chance at the plate and went 2-for-2 with a walk, stolen base and scored a run. She kept it rolling in her next game against Fairfield going 3-for-3 and setting a career-high with three RBI. She did not reach against Norfolk State (0-for-1) but did record a sacrifice bunt. In the finale against Fairfield, Brown tallied another hit with a perfectly placed bunt and outran the defense for a single. Brown later scored and had a walk in the game. After her 0-for-14 start, Brown went 6-of-9 (.667) at the plate over a four-game stretch.

### Nester Named C-USA Pitcher of the Week, Again

Sydney Nester had another strong weekend in the circle for Marshall during the Thundering Herd March Madness. She began the tournament with a one-hit shutout over Fairfield in six innings, 8-0. Nester walked just one batter and struck out six while receiving great defensive play. She came on in relief to start the sixth inning in the nightcap against Norfolk State. Nester struck out three of the six batters she faced, allowed one hit, and induced a grounder that resulted in a 5-4-3 double play to end the game and preserve the win. Nester earned the save, her second of the year.

Nester kept on rolling in the weekend finale, facing Fairfield again. She rebounded from a rough start, allowing four runs through the first three innings, to completely shut down the Stags. Nester struck out the last seven batters she faced and finished the game with a season-high 15, which also tied her career-high set back in 2019 against the College of Charleston (in nine innings) while pitching for North Carolina State. Nester's 15 Ks was the most by a Herd pitcher since Jordan Dixon put up 15 in a win over Northern Kentucky in 2015. It is also tied for the third-most by a Marshall pitcher in a single game.

### Nester No-Hits Mastodons

Sydney Nester was dominant once again to start Marshall off on the right foot during its home-opener against Purdue Fort Wayne on March 3. Nester pitched all five innings of the Herd's 11-0 win with 11 strikeouts and did not allow a hit. It was her first no-hitter in a Marshall uniform and the second of her collegiate career, first since 2019 against College of Charleston while with NC State. The Mastodons did get three runners on in the third off a dropped strike three, one Herd error and a walk. Nester proceeded to strike out the next batter to end the inning and keep the shutout, as well as the no-hitter, going. She retired the next six batters over the last two innings, with four by strikeout.

### Offense Sets Hits in an Inning Record

Marshall has been having some explosive innings lately, and the first inning against Purdue Fort Wayne in the home-opener was no exception. The Herd bats set a team record with 10 hits in the first as 14 batters came to the plate, resulting in nine runs. The Mastodons threw a total of 54 pitches.

The 10 hits bested the old record of nine from the 6th inning against Western Michigan, all the way back on May 12, 2005, in the Mid-American Conference Tournament. Marshall won that crazy game 13-12. In the 2022 home-opener, the Herd smashed three home runs to drive in seven of the runs, had two doubles and five singles.

Lauren Love opened the inning with a walk and was followed by singles from Aly Harrell (1) and Saige Pye (2). The hit from Pye scored Love for the first run. Two batters later, Rielly Lucas (3) hit a double to left that scored by Harrell and Pye. Next, Katie Adams (4) hit a 2-run homer to right that gave the Herd a 5-0 lead. Two batters later and with two outs, Camryn Michallas (5) kept it going with a single, followed by another base hit from Alex Coleman (6). Love (7) stepped back up to the plate and hit a 3-run homer to right-center. Marshall now led 8-0. Harrell (8) came through with her second hit of the inning with a double and Pye (9) belted a two-run shot to left. The home run was the final run of the inning, however the record-breaking 10th hit came next from Mya Stevenson with a single up the middle.

### Nester Sets Herd Record - Fastest to 100 Strikeouts

Sydney Nester is proving to be a wonderful addition to the Herd by dominating in the circle. Through her incredible start, the redshirt junior set a team record as the fastest pitcher in Marshall softball history to reach 100 strikeouts. Nester completed the feat in her 12th outing and 58 innings pitched for the season. Her 100th strikeout came in the sixth inning against Maryland Eastern Shore on March 4. It was her eight of the game. She finished with nine.

The old record was 63 innings by Jordan Dixon in 2015. Dixon accomplished the feat on Feb. 21 against Auburn. It was her 12th outing of the year as well and number 100 came on the very first batter in the first inning.

### Herd Tosses Four-Straight Shutouts

Marshall's pitchers and defense was clicking on all cylinders during the Thundering Herd Round Robin, March 3-5. The Herd tallied four-straight shutouts and allowed just one run through five games. The four-straight blankings is the most since four-straight toward the end of the 2019 season, May 4-9. It is also tied for the second-longest streak in team history. Back in 2001, Marshall had five-straight shutouts, April 22-28. The Herd blanked Akron in a doubleheader, then Liberty in another doubleheader and the first of a three-game series with Buffalo.

**Shutout #1 - vs. Purdue Fort Wayne** - Sydney Nester threw a no-hitter and struck out 11  
**Shutout #2 - vs. Purdue Fort Wayne** - Cailey Joyce pitched all 5 innings, allowed 3 hits, no walks and struck out 7  
**Shutout #3 - vs. Maryland Eastern Shore** - Sydney Nester pitched all 7 innings, allowed 3 hits, no walks and struck out 9  
**Shutout #4 - vs. Winthrop** - Sydney Nester pitched all 7 innings, allowed two hits, 1 walk and struck out 11

The Herd was close to a fifth-straight shutout in the final game against Maryland Eastern Shore. Cailey Joyce had another great game throwing all 5 innings, allowed five hits, no walks and struck out six. However, the Hawks scored one run in the top of the fifth. Marshall won 14-1 and outscored its opponents 43-1 in the tournament.

### Marshall Offense Has Another Big First Inning

Three times this season, Marshall has gone off for at least nine runs in the first inning. The first was versus Howard at the Camel Stampede on Feb. 25. Marshall went through 14 batters, tallied eight hits and scored nine runs. The second was against Purdue Fort Wayne on March 3. The Herd went through 14 batters again, set a team record with 10 hits and scored nine runs. The third came two days later on March 5 versus Maryland Eastern Shore. Marshall saw 14 batters come to the plate again, had nine hits and scored nine runs. The third time was highlighted by a bases-clearing triple from sophomore Kay Kay Kenney. The right-hander was sent in to pinch hit for Alex Coleman with the bases loaded and ripped a shot down the left field line. The ball curved into the corner and ricocheted off the fence and back into fair territory. Bub Feringa, Rielly Lucas and Autumn Owen all crossed the plate as Kenney recorded her first career triple.

### Nester Dominates Camel Stampede, Named C-USA Pitcher of the Week Second Time

Sydney Nester has been on a tear to begin her career at Marshall. At the Camel Stampede

@HerdSB

## MUSB AWARDS

### 00 Autumn Owen

2021 Big South Preseason Co-Player of the Year  
 2020 Big South Player of the Week: Feb. 11  
 2019 Top 25 Finalist NFCA Division I  
 Freshman of the Year  
 2019 NFCA All-Mid-Atlantic Region First Team  
 2019 Big South Freshman of the Year  
 2019 First Team All-Big South  
 2019 Big South All-Freshman Team  
 2019 Big South Freshman of the Week: Feb. 11  
 2019 Big South Freshman of the Week: Mar. 18  
 2019 Big South Freshman of the Week: April 15  
 2019 Big South Freshman of the Week: April 29

### 1 Grace Chelemen

2020 Top 5 Play of Week 3 NCAA Softball

### 3 Armani Brown

2022 C-USA Comm. Honor Roll: GPA 3.00+  
 2021 C-USA Comm. Honor Roll: GPA 3.00+  
 2020 C-USA Comm. Honor Roll: GPA 3.00+  
 2019 C-USA Comm. Honor Roll: GPA 3.00+  
 2018 NFCA All-America Scholar Athlete  
 2018 C-USA Academic Medalist: GPA 3.75+  
 2018 C-USA Comm. Honor Roll: GPA 3.00+

### 4 Alex Coleman

2022 C-USA Comm. Honor Roll: GPA 3.00+

### 7 Amaya Lee

2022 C-USA Comm. Honor Roll: GPA 3.00+  
 2021 C-USA Academic Medalist: GPA 3.75+  
 2021 C-USA Comm. Honor Roll: GPA 3.00+

### 9 Lauren Love

2022 C-USA Comm. Honor Roll: GPA 3.00+

### 13 Rielly Lucas

2022 C-USA Comm. Honor Roll: GPA 3.00+

### 14 Cailey Joyce

2022 C-USA Comm. Honor Roll: GPA 3.00+  
 2021 C-USA Comm. Honor Roll: GPA 3.00+  
 2019 Atlantic-10 All-Rookie Team  
 2019 Atlantic-10 Comm. Honor Roll

### 16 Saige Pye

2022 C-USA Preseason All-Conference  
 2021 NFCA Mideast All-Region Third Team  
 2021 All-C-USA First Team  
 2021 C-USA Preseason All-Conference

### 21 Sydney Nester

2022 C-USA All-Academic Team  
 2022 C-USA Academic Medalist: GPA 3.75+  
 2022 C-USA Comm. Honor Roll: GPA 3.00+  
 2022 C-USA Pitcher of the Week: Feb. 14  
 2022 C-USA Pitcher of the Week: Feb. 28  
 2022 C-USA Pitcher of the Week: March 14  
 2022 C-USA Pitcher of the Week: March 28  
 2022 C-USA Pitcher of the Week: April 11  
 2022 C-USA Pitcher of the Week: April 18  
 2019 ACC Pitcher of the Week: March 12

### 23 Mya Stevenson

2022 C-USA Preseason All-Conference  
 2021 All-C-USA Second Team  
 2021 C-USA Preseason All-Conference  
 2020 C-USA Preseason All-Conference  
 2020 C-USA Player of the Week: March 2  
 2020 NCAA Top 10 Home Runs  
 (Tied for 1st - 12)  
 2020 NCAA Top 10 RBI (2nd - 36)

2020 NCAA Top 10 Home Runs Per Game  
 (3rd - 0.48)

2020 NCAA Top 10 RBI Per Game (3rd - 1.44)  
 2020 NCAA Top 10 Total Bases (9th - 71)  
 2019 NFCA Mideast All-Region Third Team  
 2019 All-C-USA First Team  
 2019 C-USA All-Freshman Team  
 2019 C-USA All-Tournament Team  
 2019 C-USA Player of the Week: March 18  
 2019 C-USA Player of the Week: April 29  
 2019 C-USA Comm. Honor Roll: GPA 3.00+  
 2019 NCAA Freshman Leader in HR (20)

### 28 Kay Kay Kenney

2022 C-USA Comm. Honor Roll: GPA 3.00+  
 2021 C-USA Comm. Honor Roll: GPA 3.00+

### 34 Ashley Blessin

2022 C-USA Academic Medalist: GPA 3.75+  
 2022 C-USA Comm. Honor Roll: GPA 3.00+  
 2021 C-USA Academic Medalist: GPA 3.75+  
 2021 C-USA Comm. Honor Roll: GPA 3.00+  
 2020 C-USA Academic Medalist: GPA 3.75+  
 2020 C-USA Comm. Honor Roll: GPA 3.00+

### 43 Aly Harrell

2022 Warrior Award  
 2022 Senior CLASS Award Finalist  
 2022 Senior CLASS Award Candidate  
 2022 C-USA Comm. Honor Roll: GPA 3.00+  
 2022 C-USA Preseason All-Conference  
 2021 NFCA Mideast All-Region First Team  
 2021 All-C-USA First Team  
 2021 C-USA Preseason Player of the Year  
 2020 C-USA Preseason All-Conference  
 2020 C-USA Player of the Week: Feb. 17  
 2020 NCAA Top 10 On Base % (4th - .602)  
 2020 NCAA Top 10 Walks/Game (10th - 0.92)  
 2019 NFCA Mideast All-Region Second Team  
 2019 All-C-USA First Team  
 2019 C-USA All-Tournament Team  
 2019 C-USA Preseason All-Conference  
 2019 NISC Lynchburg Regional All-Tourn. Team  
 2019 NCAA Top 10 Total Walks (1st - 68)  
 2019 NCAA Top 10 Combined Free Passes  
 BBs & HBPs (1st - 85, 68 BBs & 17 HBPs)  
 2019 NCAA Top 10 Walks/Game (3rd - 1.06)  
 2019 NCAA Top 10 On Base % (5th - .578)  
 2019 C-USA Comm. Honor Roll: GPA 3.00+  
 2018 NFCA Mideast All-Region Third Team  
 2018 C-USA Freshman of the Year  
 2018 All-C-USA First Team  
 2018 C-USA All-Freshman Team

### 44 Katie Adams

2021 C-USA Comm. Honor Roll: GPA 3.00+  
 2020 C-USA Comm. Honor Roll: GPA 3.00+  
 2019 NFCA All-America Scholar Athlete  
 2019 C-USA Comm. Honor Roll: GPA 3.00+  
 2018 C-USA Comm. Honor Roll: GPA 3.00+

### 48 Bub Feringa

2022 C-USA Comm. Honor Roll: GPA 3.00+

### 49 Brooklyn Ulrich

2022 C-USA Comm. Honor Roll: GPA 3.00+

### 77 Madison Whitaker

2022 C-USA Comm. Honor Roll: GPA 3.00+  
 2018 Horizon League All-Freshman Team



Nester tossed 29 more strikeouts in 16 innings through three appearances. She started against Kent State on Friday and finished with 12 strikeouts, allowed two hits, one run and took the loss as the Herd fell 1-0. Nester came in against Howard on Saturday in the sixth inning, got Marshall out of a jam and finished with four more strikeouts in two innings, out of six batters faced. In the final game of the weekend against the home team, Campbell, Nester blew down the Camels with 13 strikeouts tying her season-high. The win was her fifth of the year and her fifth game with 10 or more strikeouts. Nester had four games of 10+ Ks in three years at NC State.

#### Marshall Offense Explodes Versus Howard

In the Herd's first game against Howard at the Camel Stamped, Marshall rebounded from a 1-0 loss to Kent State by scoring 15 runs off 14 hits in a 15-2 win over the Bison. The 15 runs tied for the fourth-most in a game in team history. Of the 14 hits, none left the park and there were just three doubles.

The Herd scored 10 runs in the first inning off eight hits with 14 batters coming to the plate. It was the third time since 2000 that Marshall scored double-digit runs in an inning and the first since putting up 11 in the first inning on March 6, 2010, versus Delaware at Dot Hicks Field. Marshall's eight hits are tied for the second-most in an inning since 2000, and the most since tallying eight in the fifth inning on May 2, 2018, at Louisville.

#### Pye Goes Deep Twice on Saturday at Camel Stamped

Fifth-year senior Saige Pye helped the Herd slug its way to two more wins on the final day of the Camel Stamped. Pye belted a towering shot in the top of the seventh against Howard that felt as if it was in the air for an eternity, before finally falling beyond the wall in left. The three-run shot gave the Herd a 7-2 lead on the way to a 9-2 victory.

Against Campbell, Pye launched another homer that cleared the wall a lot faster for a two-run bomb in the fifth. Marshall was leading the home team 3-2 before the blast and went on to win 6-3. Pye has now hit 19 home runs in her collegiate career with 18 coming in a Marshall uniform. Her first collegiate homer came in 2018 against Pitt as a freshman at Georgia Tech.

#### Love Has a Day at the Plate

On Friday against Howard at the Camel Stamped, freshman Lauren Love finished the day 4-for-4 at the plate with three runs and three RBI. In the 10-run first inning, Love had two hits and scored twice as well. She was one of three players to reach base twice in the inning with Mya Stevenson and Katie Adams the others. Love continued in the third inning with a leadoff single to center and then scored on a double from Stevenson. Love's final at bat came in the fourth and this time she ripped a double to right-center that scored Alex Coleman for the Herd's 15th run of the game.

Lauren Love is the first Marshall freshman to have four hits in a game since Mya Stevenson hit for the cycle at Charlotte on March 16, 2019, and the ninth to achieve the mark since 2000.

#### Freshmen with 4 Hits in a Game Since 2000

Dana Black vs. Liberty, Feb. 24, 2001  
Sierra Davenport at Toledo, April 7, 2001  
Amanda Williams vs. Winthrop, March 16, 2003  
Deanna Tourville vs. Ohio, April 16, 2005  
Rachel Folden at Ball State, April 25, 2005  
Joscelyn Bitner at Memphis, April 29, 2006  
Elicia D'Orazio at Charlotte, March 22, 2015  
Mya Stevenson at Charlotte, March 16, 2019  
Lauren Love vs. Howard, Feb. 25, 2022

#### Herd Blanked by Kent State Ends Run of Being Shutout

Marshall's 1-0 loss to Kent State on Feb. 25, ended a run of 67-straight games without being shutout, the longest streak in team history. The last time the Herd was shutout on the scoreboard was May 18, 2019, at Liberty. It was the final game of the

season as Marshall lost in the NISC Regional Final, 7-0. The Herd rolled through the shortened 2020 and 2021 seasons scoring at least one run in every game and made it through the first nine games of 2022 before getting blanked. The previous record for consecutive games without being shutout was 37-straight during the 2018 season.

Marshall has only been shutout six times during the Megan Smith Lyon era (2019-present). On the other side, the Herd has pitched 31 shutouts in the same span.

#### Welcome to NCAA Softball Bub Feringa

Freshman Bub Feringa had made two appearances in the circle before getting her first shot at the plate with an at bat. Feringa starred both as a pitcher and a hitter at Cactus High School in Glendale, Arizona. Her first plate appearance came with a pinch hit in the top of the seventh against Coastal Carolina.

With a 1-1 count, Feringa belted a two-run home run out to right-center, two runs that proved to be the difference after the Chanticleers put together a furious comeback in the bottom of the seventh. Feringa joined exclusive company in Marshall softball history, becoming just the fifth player since 2000 to begin a career with a home run in their very first plate appearance, and the first since 2016.

#### Home Runs in First Plate Appearance

Amanda Lara - Feb. 11, 2011 vs. USF (lost 8-4)  
opened the game with a solo shot, only HR of MUSB career  
Taylor Winton - Feb. 11, 2011 vs. USF (lost 8-4)  
entered to pinch hit in the seventh, solo shot, 8 career HRs  
Taylor Estes - Feb. 28, 2014 at Coastal Carolina (lost 10-1)  
entered to pinch hit in the fifth, solo shot, only HR of career  
Briana Daiss - Feb. 14, 2016 vs. Alabama State (Won 4-2)  
entered to pinch hit in the bottom of the eighth with the game tied at 2-2, hit a walkoff 2-run HR, 26 career HRs  
Bub Feringa - Feb. 19, 2022 at Coastal Carolina (Won 9-7)  
entered to pinch hit, drove in Kay Kay Kenney

#### Kenney Takes Advantage

Sophomore Kay Kay Kenney entered the Herd's Saturday game against South Carolina off the bench to fill in for an injury after Madison Whitaker went down. Lauren Love was in left field and moved to the infield, and Kenney took left. With her first at bat against the Gamecocks in the third, and two outs, Kenney sent a screamer over the fence in center for a 3-run home run. It was the second homer of her young career. She finished the game with two hits and a hit-by-pitch. Kenney started the nightcap against Coastal Carolina and had an RBI double and scored a run. Against Fordham, the Highland Village, Texas, native reached on a walk and scored as well.

#### Adams Ends Slump with a BANG

Fifth-year senior Katie Adams was experiencing an early season slump through the Battle at the Beach (Feb. 18-20), going 0-for-12 through the first four games. She only reached base with a hit-by-pitch in the second game against Coastal Carolina and later scored a run. Several times through the first four games, Adams made solid contact but unfortunately for her, the ball went straight to a defender who made the play. Finally, in the last game of the weekend against Fordham, Adams came to the plate in the third with the bases loaded. On an 0-2 count, Adams cranked a shot to right-center for a grand slam. It was the first grand slam of the season for Marshall and the first of Adams' career. Marshall went on to win 8-0.

#### Nester Dominates Buzz Classic, Named C-USA Pitcher of the Week

Redshirt junior, and transfer from North Carolina State, Sydney Nester announced her arrival to the Herd like a buzzsaw going through the opposing batters at the Buzz Classic, Feb. 11-12. Nester finished the weekend 3-0 with 25 strikeouts and did not

allow a run across 14 innings. She gave up just six hits, one walk, one hit batter and an opponent batting average of .125.

Nester started off with 13 strikeouts in six innings against Saint Joseph's, just two away from her career-high. She earned her first Herd win with the complete-game, 8-0 shutout. Nester kept it going with 11 more strikeouts on Saturday with another shutout against Villanova. She retired the final eight batters of the game as the Herd won 8-0 in five innings. Finally, Nester pitched the final three innings of Marshall's comeback win over Saint Joseph's Saturday night. She struck out one more batter and allowed only two baserunners.

Nester became the Herd's first pitcher to throw double-digit strikeouts in a game since Jordan Dixon fanned 10 on April 21, 2017, at Virginia Tech. Nester became the first Marshall pitcher to win her first three outings of the season since Dixon accomplished the feat in 2015. The right-hander also became the first Herd pitcher since 2000 (single game records are incomplete prior to 2000) to open a season with back-to-back double-digit strikeout performances. Dixon was the last to tally 10 or more Ks in back-to-back games, sitting down 10 versus Hampton and then 10 more against Towson in a doubleheader at the Tar Heel Classic on Feb. 25, 2017.

#### Love Comes Up Clutch

Marshall freshman Lauren Love came through in two big moments for the Herd during the Buzz Classic. In her first collegiate plate appearance, Love came in to pinch hit in the top of the fifth inning with a runner at second, two outs, and Marshall facing the mercy rule trailing Villanova 8-0. If the Herd wanted a chance to move the game on to try and comeback, it needed at least one run. Love stepped to the plate facing preseason All-American Paige Rauch and battled with the fifth-year senior for a 10-pitch at bat. On the 10th pitch, Love delivered a base hit into centerfield that scored fellow freshman Brooklyn Ulrich from second. Unfortunately, the Herd allowed the Wildcats to score one more run in the bottom of the fifth to end the game, 9-1.

Love was not done with her clutch hits. Against Saint Joseph's on Saturday night, Love came to the plate in the top of the sixth with classmate Alex Coleman at second, two away, and the Herd trailing 4-3. Love took the first pitch of the at bat over the fence in right for her first career home run. The 2-run shot gave Marshall the lead, 5-4, as the Herd went on to win 6-4.

#### Marshall at Georgia Tech Sunday Contest Canceled

Marshall softball's team bus was involved in an accident following the Thundering Herd's 6-4 win over Saint Joseph's, Saturday night (Feb. 12) at the Buzz Classic in Atlanta.

Two individuals from the travel party were treated for minor, non-life threatening injuries and released from a local hospital Sunday morning following the accident.

Out of an abundance of caution, Marshall and Georgia Tech made the decision to cancel the scheduled 1 p.m. game and the Herd will return to Huntington later today (Feb. 13).

#### Season Outlook

Marshall finished the 2021 season with a 20-13 record. Despite also playing two games in the Conference USA Tournament, the Herd played fewer games last season than any other league team due to COVID and scheduling restrictions. UTEP, who did not make the postseason tourney, played the next fewest at 37.

Coming off the 2021 season, Marshall looks to replace departed veterans Blakely Burch, Sierra Huerta, Laney Jones and Megan Stauffer.

However, the Herd returns an experienced, and very dangerous lineup. Back for another round with the Green & White are fifth year seniors Aly Harrell, Katie Adams, Armani Brown, Saige Pye





and Madison Whitaker. Followed next by seniors Mya Stevenson, Grace Chelemen and Camryn Michallas. Redshirt junior pitcher Cailey Joyce returns after her first season in Huntington in 2021. Junior pitcher Ashley Blessin and sophomores Kay Kay Kenney and Brianna McCown are back as well. Amaya Lee returns after missing all of 2021 with a shoulder injury.

Newcomers to town are led by two transfers in redshirt junior Sydney Nester and sophomore Autumn Owen. Nester, a right-handed pitcher, starred for North Carolina State for three seasons. Owen, a catcher, comes from Gardner-Webb where she nearly rewrote the record book as a freshman in 2019. Owen missed all of last season with an injury. Both Nester has two years of eligibility remaining and Owen has three years of eligibility left.

The freshman class brings six new faces that possess great talent, add incredible depth, and keep the future looking bright for MUSB. The new class consists of four infielders in Laney and Lauren Love (Matthews, N.C.), Rielly Lucas (Huntington, W.Va.), and Brooklyn Ulrich (Mesa, Ariz.). Alex Coleman (Asheboro, N.C.) is an outfielder and Bub Feringa (Glendale, Ariz.) is a pitcher and a hitter.

## Sister Sister

Throughout Marshall Softball's history, there has been a family connection. Laney and Lauren Love add to that rich history. The freshmen from Matthews, N.C., are the seventh set of sisters to suit up for the Herd, and the second set of twins. However, the two do not quite share the same birthday. Laney was born on December 31, 2002. Lauren was born on January 1, 2003. Both are talented infielders who piled up accolades during their respective prep careers at Porter Ridge High School.

Marshall's first set of twins were Amanda and Jessica Williams who played from 2003-06. Both players reside in the Marshall Athletics Hall of Fame.

## MUSB's History of Sisters

Heather (1994-95), Hallie (1994-96) & Callie (1996) Michaelis Sarah (2002-04) & Amanda Chamberlain (2004-05)  
Randi (2002-05) & Kelly Nielson (2008-09)  
Amanda & Jessica Williams (2003-06)  
Tarah (2004-06) & Autumn Mitchell (2006-09)  
Kristina (2012-15) & Shaelynn Braxton (2013-15, '17)  
Laney & Lauren Love (2022-)

## Harrell, Stevenson and Pye Preseason All-C-USA

Aly Harrell, Saige Pye and Mya Stevenson selected to the Preseason All-Conference USA Team. All three players were selected prior to the 2021 season as well. The Herd was picked to finish fifth overall in the coaches' poll.

Harrell enters her fifth season at Marshall after being granted the additional year with the 2020 COVID season. Harrell led the Herd in 2021 in batting average (.415), hits (39), home runs (10), RBI (29), total bases (77), slugging percentage (.819) and on base percentage (.526). The power hitter with the great eye at the plate, struck out only three times in 94 at bats over 30 games played in 2021. The Gahanna, Ohio, native continued her assault on the Marshall record books as well, ranking in the top 10 all-time in 11 offensive categories and three defensive. Harrell is tops all-time in career on base percentage at .547. She is second in walks (131) to four-time All-American Rachel Folden (2005-08). Harrell was named First Team All-C-USA and First Team All-Mideast Region.

Harrell and Stevenson have been in a friendly battle, rising up the home run charts as both players set their sights on Folden's record of 58. Harrell and Stevenson ended the 2021 season with 40 homers each, good for second all-time. Harrell hit her 40th of her career at Charlotte on May 8, with a two-run blast to right field. Stevenson launched two shots in the Conference USA Tournament to catch back up and tie Harrell once again.

Stevenson was one of just two players to play in all 33 games last season, starting in 32. She struggled early but exploded in conference play. Stevenson ended the season batting .293 with 29 hits, 27 runs scored (led team), eight doubles, eight home runs, 20 RBI and slugged .616. During the 16 league games in 2021, the slugger hit .385 with 20 hits, 13 runs, seven doubles, three homers and slugged .692. Along with being tied for second all-time at Marshall in home runs, Stevenson's name can also be found throughout the record book. The Mesquite, Texas, native enters her fourth season second in slugging percentage (.755). Last year Stevenson became the 13th member of the Marshall 100 RBI Club, with a bomb at Chattanooga and currently as 114 good for 10th. She was named Second Team All-C-USA in 2021.

Pye enters her third season with the Herd and her fifth year of collegiate action, also being granted the extra year after the 2020 COVID season. Pye's bat has been a key factor in Marshall's offense since she transferred to Huntington before the 2020 season from Georgia Tech. Last season, Pye hit .395 with 34 hits, 14 runs, five doubles, six home runs, 23 RBI, slugged .663 and had a .459 on base percentage. The Stockton, California, native also went off in league action beginning with a great series against Florida Atlantic. In the three games played, Pye hit .462 (6-of-13) with nine RBI. She tied the program single-game record with three doubles in game three of the series, and her third double drove in two runs in the bottom of the seventh to tie the game. Harrell won it in the ninth. Pye had a 12-game hitting streak toward the end of the season and reached base safely in the final 18 games. She was named First Team All-C-USA and Third Team All-Mideast Region.

## PRESEASON PLAYER OF THE YEAR

Bailey Vannoy, Charlotte (SR., Catcher/Outfielder)

## PRESEASON PITCHER OF THE YEAR

Shelby Nunn, WKU (Fifth Year SR., RHP)

## PRESEASON ALL-CONFERENCE TEAM

Pitcher: Janie Worthington, North Texas

Pitcher: Corrina Dodd, Middle Tennessee

Pitcher: Shelby Nunn, WKU

Catcher: Sierra Frazier, UAB

Catcher: Bailey Vannoy, Charlotte

**Infielder: Aly Harrell, Marshall**

Infielder: Tata Davis, Southern Miss

Infielder: Cori Henderson, Charlotte

Infielder: Tayla Evans, North Texas

Infielder: Maddie Bowlds, WKU

Infielder: Kourtney Gremillion, Charlotte\*

Outfielder: Destini Brown, Southern Miss

**Outfielder: Mya Stevenson, Marshall**

Outfielder: Taylor Davis, WKU

Outfielder: Kelci Hill, Middle Tennessee

**DPI/Utility: Saige Pye, Marshall**

(\*16 Total- sixth infielder due to a tie in votes)

## Herd Picked 5th in Preseason Coaches' Poll

Conference USA announced the preseason coaches' poll on Tuesday with the season debut coming in just a few days. Marshall came in fifth overall out of the league's 12 teams. The top eight teams earn a bid to the C-USA Tournament set for May 11-14 in Denton, Texas, hosted by North Texas (who was picked second).

## PREDICTED ORDER OF FINISH (Division)

1. Charlotte (East)
2. North Texas (West)
3. WKU (East) - 2021 Tournament Champions
4. UAB (West)
5. **Marshall (East)**
6. Middle Tennessee (East)
7. LA Tech (West)
8. FIU (East)
9. Southern Miss (West)
10. UTSA (West)
11. UTEP (West)
12. Florida Atlantic (East)

## MYA STEVENSON MUSB HOME RUN HISTORY



Her quest for history began on Feb. 15, 2019, with her first career home run on a pinch hit against Eastern Kentucky. And she has been re-writing Marshall Softball History since. Her third career homer was a walk-off versus UMass-Lowell.

As a freshman, Stevenson smashed the previous rookie home run mark of 11, set by teammate Aly Harrell in 2018. Stevenson surpassed the freshman record with her 12th home run on April 27 at Middle Tennessee, her second bomb of the game. She continued on a tear until she broke the program single-season record of 18 set by Marshall Hall of Famer Rachel Folden in 2006. Stevenson tied Folden on May 11 in the C-USA Championship game against Louisiana Tech. She then knocked it out of the park with two more homers versus Kent State on May 18 in the NISC.

In 2020, Stevenson was off to an incredible start with 12 bombs through 25 games before the season came to a crashing halt due to COVID. She jacked a go-ahead grand slam at Norfolk State in the 7th inning, the first grand slam of her career. Stevenson was tied for the most home runs in the country when the remainder of the season was cancelled.

2021 didn't see as many leave the park with eight. She still came up clutch with another grand slam against Louisiana Tech in the C-USA Tournament that went into the third floor of the parking garage, on a line, beyond the fence in left.

This season, Stevenson has been back to her old self while chasing history. She had a four-game stretch with at least one homer in each contest including two in the finale at UAB. She tied the all-time MUSB home run record on May 8 at North Texas with No. 58. Now she is swinging for No. 59.

Stevenson hit her 58th home run in her 168th career game, reaching the milestone in 54 fewer games than Rachel Folden. Folden hit her final homer in her 222nd career game.

If Stevenson's bat can heat up in postseason play, she has a chance to become the C-USA All-Time home run leader. She is currently second behind Camilla Carrera of UTEP who hit 61 from 2008-12.

### Mya Stevenson's Career Home Runs (tied for 8th active leader in NCAA)

#	Date	Opponent	Pitcher	Result
1	2/15/19	vs. ECU	Mollie Paulick	W, 5-2
2	2/16/19	vs. Presbyterian	Courtney White	W, 10-1
3	2/22/19	vs. UMass-Lowell	Kaysee Talcik	W, 4-3
4	2/23/19	vs. UNCW	Janel Gamache	W, 11-5
5	2/27/19	Ohio	Mackensie Kohl	W, 8-0
6	3/2/19	Rider (2)	Emily Oltman	W, 4-0
7	3/16/19	at Charlotte (1)	Carson Pace	W, 7-5
8	3/16/19	at Charlotte (2)	Maggie Cannon	W, 13-0
9	4/14/19	at FIU	Allison Muraskin	W, 7-1
10	4/23/19	Louisville	Taylor Roby	L, 5-4
11	4/27/19	at MTSU (1)	Corrina Dodd	W, 12-0
12	4/27/19	at MTSU (1)	Corrina Dodd	W, 12-0
13	4/27/19	at MTSU (2)	Kailey Ahlstrom	W, 8-2
14	4/30/19	at Morehead St. (2)	Randi Hamilton	W, 11-3
15	5/4/19	FAU (1)	Skyler Whitty	W, 4-3
16	5/4/19	FAU (2)	Mia Olson	W, 10-0
17	5/10/19	vs. LA Tech*	Krystal De La Cruz	L, 5-4
18	5/11/19	vs. LA Tech*	Krystal De La Cruz	L, 3-1
19	5/18/19	vs. Kent St. ^	Madi Huck	W, 4-2
20	5/18/19	vs. Kent St. ^	Madi Huck	W, 4-2
21	2/9/20	at USC Upstate	Erin Hill	W, 5-3
22	2/14/20	vs. Lipscomb	Megan Gray	L, 14-6
23	2/14/20	at Chattanooga	Celie Hudson	L, 10-8
24	2/16/20	vs. Indiana State	Abbey Kruzel	W, 9-1
25	2/28/20	vs. Delaware State	Tiffany Diao	W, 8-0
26	2/28/20	vs. Delaware State	Tiffany Diao	W, 8-0
27	2/29/20	at Norfolk State	Kirsten Greene	W, 10-6
28	3/1/20	at Norfolk State	Lily Potter	W, 14-4
29	3/4/20	Akron (1)	Lexie Petrof	W, 8-3
30	3/7/20	Rutgers	Corah Price	W, 9-8
31	3/8/20	Rutgers	Jaden Vickers	W, 9-1
32	3/8/20	Rutgers	Corah Price	W, 9-1
33	3/6/21	Valparaiso	Easton Seib	W, 9-1
34	3/10/21	at Longwood (2)	Angelina Sherba	L, 7-5
35	3/20/21	at Chattanooga (1)	Brooke Sudduth	W, 9-8
36	4/10/21	at MTSU	Kailey Ahlstrom	L, 9-5
37	4/17/21	FAU (1)	Kara Lokeinsky	L, 11-9
38	4/17/21	FAU (2)	Lynn Gardner	W, 8-7
39	5/12/21	vs. LA Tech*	Bre Hernandez	W, 9-2
40	5/12/21	vs. Charlotte*	Madelyn Wright	L, 8-4
41	2/11/22	vs. Saint Joseph's	Saige Stutz	W, 8-0
42	2/12/22	vs. Villanova	Sara Kennedy	W, 8-0
43	2/19/22	at Coastal Carolina	Kaitlyn Beasley-Polko	W, 9-7
44	3/5/22	MD Eastern Shore	Ameenah Ballenger	W, 14-1
45	3/11/22	Fairfield	Katie Kudlacik	W, 8-0
46	3/16/22	at Ohio	Mackensie Kohl	L, 8-7
47	3/19/22	at UAB (2)	Mackenna Pierce	L, 5-2
48	3/20/22	at UAB	Olivia Valbak	L, 8-7
49	3/20/22	at UAB	Bailey Tindell	L, 8-7
50	3/25/22	MTSU	Gretchen Mead	W, 4-1
51	3/26/22	MTSU	Claire Woods	W, 9-1
52	4/2/22	Charlotte	Madelyn Wright	W, 11-10
53	4/8/22	at FAU	Lynn Gardner	W, 7-2
54	4/8/22	at FAU	Lynn Gardner	W, 7-2
55	4/20/22	Morehead State	Lennon Spicer	W, 9-1
56	4/22/22	at WKU	Shelby Nunn	W, 2-0
57	4/23/22	at WKU	Katie Gardner	L, 10-9
58	5/8/22	at North Texas	Skyler Savage	W, 9-6

\* - Conference USA Tournament Game

^ - NISC Regional Game

52 games with a Home Run

6 games with 2 HRs: 4/27/19 at MTSU, 5/18/19 vs. Kent State, 2/28/20 vs. Del. State, 3/20/22 at UAB & 4/8/22 at FAU

Marshall's Record: 39-13

Home Runs at Dot Hicks Field: 18

Home Runs on the Road: 24

Home Runs at Neutral Sites: 16

Home Runs versus Conference USA Schools: 26

10 in 2019, N/A in 2020, 5 in 2021, 11 in 2022



## #LookUpAndSayGoodbye

### 2022 Bomb Counter - 64

In 2021 Marshall finished tops in C-USA, and 12th in the NCAA in home runs per game with 1.52. And the glow ball continues to fly in 2022. In 49 games, the Herd is 25th in the nation in home runs per game with 1.31, and 2nd in C-USA. Marshall opened 2022 tying the single-game program record with against Saint Joseph's in an 8-0 win, and then did it again in game three versus UTEP. It was the sixth time in team history with five bombs in a single game, and the fifth under head coach Megan Smith Lyon.

Under coach Smith Lyon and her staff, Marshall has hit 241 home runs in 171 games, an average of 1.41 balls leaving the park per game. 19 different players have hit at least one home run since 2019.

Marshall's record when hitting at least one home run is 25-8. MU is 8-8 when it doesn't send one out of the park.

Player	2022	Career	2022 Grand Slams
Mya Stevenson	18	58	Player
Saige Pye	18	33 (1 at GT)	Opponent
Aly Harrell	9	49	Katie Adams
Autumn Owen	7	24 (17 at GWU)	vs. Fordham (2/20)
Katie Adams	6	13	Career
Lauren Love	3	3	
Madison Whitaker	1	10 (8 at WSU)	
Kay Kay Kenney	1	2	
Bub Feringa	1	1	

### 2022 Games and home runs hit - inning hit in ()

\* - tied team single-game record

Date	Opponent	Hitters - inning hit in ()	Game Total	Season Total
Feb. 11	vs. Saint Joseph's	Adams (2nd), Harrell (4th), Whitaker (5th), Pye (5th), Stevenson (6th)	5*	5
Feb. 11	vs. Villanova		0	5
Feb. 12	vs. Villanova	Stevenson (1st)	1	6
Feb. 12	vs. Saint Joseph's	Love (6th)	1	7
Feb. 18	vs. South Carolina		0	7
Feb. 18	at Coastal Carolina	Harrell (1st), Pye (3rd)	2	9
Feb. 19	vs. South Carolina	Kenney (3rd)	1	10
Feb. 19	at Coastal Carolina	Owen (4th), Stevenson (7th), Feringa (7th)	3	13
Feb. 20	vs. Fordham	Adams (3rd)	1	14
Feb. 25	vs. Kent State		0	14
Feb. 25	vs. Howard		0	14
Feb. 26	vs. Howard	Pye (7th)	1	15
Feb. 26	at Campbell	Pye (5th)	1	16
March 3	vs. Purdue Fort Wayne	Adams (1st), Love (1st), Pye (1st)	3	19
March 4	vs. Purdue Fort Wayne		0	19
March 4	vs. MD Eastern Shore		0	19
March 5	vs. Winthrop		0	19
March 5	vs. MD Eastern Shore	Stevenson (3rd)	1	20
March 11	vs. Fairfield	Harrell (5th), Stevenson (5th)	2	22
March 11	vs. Norfolk State		0	22
March 13	vs. Fairfield	Love (4th), Pye (4th)	2	24
March 16	at Ohio	Stevenson (1st)	1	25
March 19	at UAB game 1		0	25
March 19	at UAB game 2	Stevenson (2nd)	1	26
March 20	at UAB	Stevenson (5th), Stevenson (7th), Owen (7th)	3	29
March 25	vs. Middle Tennessee 1	Harrell (1st), Stevenson (3rd)	2	31
March 26	vs. Middle Tennessee 2	Adams (2nd), Pye (3rd), Stevenson (4th)	3	34
March 27	vs. Middle Tennessee 3	Pye (2nd)	1	35
April 1	vs. Charlotte 1	Pye (3rd), Pye (6th)	2	37
April 2	vs. Charlotte 2	Harrell (1st), Owen (5th), Stevenson (6th)	3	40
April 3	vs. Charlotte 3	Adams (2nd), Pye (3rd), Owen (3rd)	3	43
April 8	at FAU 1	Pye (7th), Stevenson (7th), Stevenson (8th)	3	46
April 9	at FAU 2		0	46
April 10	at FAU 3	Harrell (3rd)	1	47
April 12	at NKU 1		0	47
April 12	at NKU 2	Harrell (6th)	1	48
April 14	vs. FIU 1	Adams (2nd), Pye (3rd)	2	50
April 15	vs. FIU 2		0	50
April 16	vs. FIU 3	Pye (1st)	1	51
April 20	vs. Morehead State	Stevenson (2nd), Owen (5th)	2	53
April 22	at WKU 1	Stevenson (1st)	1	54
April 23	at WKU 2	Pye (1st), Stevenson (2nd), Pye (3rd)	3	57
April 24	at WKU 3		0	57
April 29	vs. UTEP 1		0	57
April 30	vs. UTEP 2	Harrell (5th)	1	58
May 1	vs. UTEP 3	Pye (1st), Owen (1st), Harrell (2nd), Owen (2nd), Pye (3rd)	5	63
May 6	at North Texas 1		0	63
May 7	at North Texas 2		0	63
May 8	at North Texas 3	Stevenson (3rd)	1	64

### Home Runs Per Inning

First	13
Second	10
Third	14
Fourth	5
Fifth	9
Sixth	5
Seventh	7
Eighth	1

### Home Runs Location

Dot Hicks Field	33
21 games - 1.57 per game	
Away	21
18 games - 1.17 per game	
Neutral	10
10 games - 1.00 per game	
at Buzz Classic	7
at Battle at the Beach	7
at Camel Stampede	2
Round Robin	4
March Madness	4

Solo	28
2-run	20
3-run	15
Grand Slam	1
Led off Inning	15
With Two Outs	12
Back-2-Back	2 times
	(FAU & UTEP)



Autumn Owen headed for home plate after hitting her 1st HR with Marshall. Photo courtesy of David Dermer



Mya Stevenson after crushing her 43rd career HR over the light tower in left. Photo courtesy of David Dermer

## 2022 NUMBERS

### Multi-Hit Games

Name	2022	3+	'22-best	Career total
Pye	18	5	3 (5x)	41
Harrell	16	3	3 (3x)	57
Stevenson	16	2	3 (2x)	49
Owen	13	2	3 (2x)	37 (24 at GWU)
Chelemen	11	2	3 (2x)	26
Whitaker	7	--	2 (6x)	30 (22 at WVSU)
Love	7	3	4*	7
Adams	6	--	2 (6x)	26
Brown	4	1	3*	30
Coleman	3	--	2* (3x)	3
Kenney	1	--	2*	1
Lucas	1	--	2*	1
Feringa	1	--	2*	1
Michallas	1	--	2*	2 (1 at Akr.)

\*career-high or tied career-high

### Multi-Runs Scored Games

Name	2022	3+	'22-best	Career total
Harrell	10	--	2 (10x)	27
Stevenson	9	--	2 (9x)	33
Pye	9	3	3* (3x)	16
Owen	6	1	4*	24 (18 at GWU)
Love	5	1	3*	5
Chelemen	3	--	2* (3x)	13
Adams	3	1	3*	6
Michallas	1	--	1	2
Coleman	1	--	2*	1
Kenney	1	--	1	2
Brown	--	--	--	7
Whitaker	--	--	--	6 (5 at WVSU)

\*career-high or tied career-high

### Multi-RBI Games

Name	2022	3+	'22-best	Career total
Stevenson	17	6	5	45
Pye	12	6	6	26
Harrell	9	3	3 (3x)	43
Adams	9	1	4	23
Love	8	2	4*	8
Owen	4	1	4	20 (16 at GWU)
Chelemen	4	--	2 (4x)	9
Feringa	3	--	2*	3
Whitaker	2	--	2 (2x)	15 (12 at WVSU)
Brown	2	2	3* (2x)	6
Michallas	2	--	2* (2x)	4
Kenney	2	2	3* (2x)	3
Lucas	2	--	2* (2x)	2
Coleman	2	--	2* (2x)	2

\*career-high or tied career-high

### Hitting Streaks

Name	'22-best	Current	Career-best
Harrell	10	--	10 (2022)
Chelemen	7	2	7 (2022)
Stevenson	7 (2x)	1	10 (2019 & '21)
Adams	7	1	10 (2020)
Love	7	1	7
Pye	6	1	12 (2021)
Feringa	6	--	6
Owen	6	--	6 (3x '19, '1, '22)
Michallas	6	6	6 (2022)
Whitaker	5	2	6 (2019)
Coleman	2 (3x)	1	2
Brown	2 (4x)	1	6 (2019)
Kenney	2 (4x)	1	2 (2022)
Lucas	2	--	2

### Reaching Base Streaks (H, BB, HBP, FC, E)

Name	'22-best	Current	Career-best
Stevenson	19	1	22 (2019 & '20)
Whitaker	19	6	17 (2022)
Harrell	16 (2x)	16	24 (2019)
Owen	14	2	15 (2019)
Love	13	3	13
Pye	11	1	24 (2020)
Michallas	10	10	10 (2022)
Lucas	9	--	9
Adams	8 (2x)	1	15 (2020)
Feringa	7	--	7
Chelemen	7 (2x)	6	9 (2020 & '21)
Coleman	5	1	5
Kenney	5	--	5 (2022)
Brown	3 (2x)	1	19 (2020)
Ulrich	1	1	1

### Scoring a Run Streaks

Name	'22-best	Current	Career-best
Stevenson	7	1	7 (2019 & '22)
Harrell	6	--	6 (2021 & '22)
Pye	5	1	5 (2022)
Love	5	--	5
Owen	5 (2x)	1	6 (2019 & '20)
Adams	5	1	5 (2022)
Chelemen	4	--	4 (2020, '21, '22)
Coleman	4	--	4
Michallas	4	--	4 (2022)
Kenney	3	--	4 (2021)
Feringa	2 (2x)	--	2
Lee	2 (4x)	2	2
Brown	2 (5x)	1	4 (2019)
Ulrich	2	--	2
Lucas	2	1	2
Whitaker	2	2	6 (2019)

@HerdSB

### Games Reaching Base

Name	2022	2+	Career
Harrell	46	39	196
Stevenson	41	29	139
Pye	39	26	*87
Owen	37	22	*37
Chelemen	31	14	*76
Adams	30	20	117
Whitaker	29	13	*46
Love	27	15	27
Brown	19	6	113
Kenney	15	3	19
Feringa	14	2	14
Lucas	13	5	13
Coleman	12	5	12
Michallas	11	2	*16
Ulrich	1	--	1

\* at Marshall

### Games With a Hit

Name	2022	2+	Career/2+
Harrell	37	17	145/57
Stevenson	34	16	111/49
Pye	32	18	74/41
Owen	30	13	84/36
Chelemen	25	11	59/26
Adams	22	7	86/26
Love	21	7	21/7
Whitaker	20	7	82/30
Brown	12	4	81/30
Feringa	11	1	11/1
Michallas	10	1	18/2
Kenney	10	1	13/1
Coleman	8	3	8/3
Lucas	5	1	5/1

### Games With a Run Scored

Name	2022	2+	Career/2+
Stevenson	31	9	97/33
Harrell	24	10	105/27
Pye	24	9	54/16
Owen	23	6	68/24
Adams	20	3	47/6
Chelemen	18	3	55/13
Brown	16	--	66/7
Love	14	5	14/5
Lee	14	--	14/0
Coleman	13	1	13/1
Whitaker	10	--	47/6
Kenney	10	1	15/2
Michallas	6	1	15/2
Feringa	6	--	6/0
Lucas	6	--	6/0
Ulrich	2	--	2/0

### Games With an RBI

Name	2022	2+	Career/2+
Stevenson	24	17	77/45
Pye	23	12	48/26
Harrell	20	9	99/43
Adams	15	9	51/23
Owen	14	4	56/20
Love	14	8	14/8
Chelemen	12	4	26/9
Whitaker	6	2	39/15
Feringa	6	3	6/3
Lucas	5	2	5/2
Kenney	4	2	7/3
Michallas	3	2	11/4
Brown	3	2	21/6
Coleman	2	2	2/2

## WHERE THE HERD RANKS

Herd NCAA Rankings top 50 (C-USA rank)

As of 5/9/22

On Base Percentage	9th (1st)	.411
Total Doubles	10th (2nd)	85
Doubles Per Game	11th (1st)	1.73
Slugging Percentage	17th (1st)	.542
Batting Average	17th (1st)	.319
Strikeout-to-Walk Ratio	24th (1st)	3.59
Home Runs Per Game	25th (2nd)	1.31
Scoring (Runs Per Game)	26th (1st)	6.04
Shutouts	33rd (1st)	12

### Player NCAA Rankings

On Base Percentage	Aly Harrell 3rd (1st)	.596
Shutouts	Sydney Nester 3rd (1st)	11
Strikeouts	Sydney Nester 4th (1st)	284
Innings Pitched	Sydney Nester 5th (1st)	210.2
Victories	Sydney Nester 6th (1st)	24
Walks/Game	Aly Harrell 12th (1st)	0.80
Hit-By-Pitches/Game	Aly Harrell 12th (1st)	0.35
Home Runs	Saige Pye 13th (2nd)	18
Home Runs	Mya Stevenson 13th (2nd)	18
Home Runs/Game	Saige Pye 14th (2nd)	0.37
Home Runs/Game	Mya Stevenson 14th (2nd)	0.37
RBI	Mya Stevenson 19th (2nd)	53
RBI/Game	Mya Stevenson 20th (1st)	1.08
Slugging Percentage	Mya Stevenson 23rd (2nd)	.825
Batting Average	Aly Harrell 24th (1st)	.424
Total Bases	Mya Stevenson 27th (2nd)	118
Saves	Sydney Nester 29th (2nd)	3
Total Bases	Saige Pye 30th (3rd)	117
Strikeouts/7 Innings	Sydney Nester 31st (2nd)	9.40
Slugging Percentage	Saige Pye 43rd (3rd)	.775
Strikeout-to-Walk Ratio	Sydney Nester 45th (2nd)	5.07
Earned Run Average	Sydney Nester 46th (2nd)	1.73
RBI/Game	Saige Pye 49th (6th)	.98

## Conference USA Standings

### End Regular Season

East Division	Conf.	CPCT.	Overall	PCT.
WKU	17-7	.708	35-11	.761
<b>Marshall</b>	<b>15-9</b>	<b>.625</b>	<b>33-16</b>	<b>.673</b>
Florida Atlantic	15-9	.625	28-24	.538
Charlotte	12-12	.500	33-21	.611
Middle Tennessee	6-18	.250	19-34	.358
FIU	5-19	.208	19-31	.380

West Division	Conf.	CPCT.	Overall	PCT.
Louisiana Tech	18-6	.750	38-18	.679
North Texas	17-7	.708	32-14	.696
UAB	13-10	.565	25-23	.521
UTSA	11-12	.478	18-29	.383
Southern Miss	9-15	.375	29-23	.558
UTEP	5-19	.208	15-34	.306




#BrickByBrick



# MILESTONE WATCH

<u>200 Career Starts</u>		Reached 20 vs. Charlotte 4/2/22	
Aly Harrell .....	211 (216 games played)		
<u>150 Career Starts</u>		<u>10 Career Home Runs</u>	
Mya Stevenson .....	165 (168 games played)	Katie Adams..... 13	
.....	Reached 150 at Florida Atlantic 4/10/22	..... Reached 10 vs. Purdue Fort Wayne 3/3/22	
Armani Brown .....	156 (170 games played)	Madison Whitaker..... 10 (8 at WSU, 2 at MU)	
.....	Reached 150 at WKU 4/24/22	..... Reached 10 with 2-run shot vs. Saint Joseph's 2/11/22	
Madison Whitaker .....	149 (166 games played)		
<u>100 Career Starts</u>		<u>150 Career RBI</u>	
Katie Adams.....	127 (171 games played)	Mya Stevenson..... 167	
.....	Reached 100 at Ohio 3/16/22	..... Reached 150 at Florida Atlantic 4/8/22	
Autumn Owen.....	126 (128 games played)	Aly Harrell .....	165
.....	Reached 100 at UAB 3/19/22	.....	Reached 150 vs. Norfolk State 3/11/22
Saige Pye.....	105 (131 games played)	<u>100 Career RBI</u>	
.....	Reached 100 vs. UTEP 4/29/22	Saige Pye.....	103 (4 at GT, 99 at MU)
Grace Chelemen.....	90 (139 games played)	.....	Reached 100 vs. UTEP 5/1/22
<u>200 Career Hits</u>		Autumn Owen.....	93 (72 at GWU, 21 at MU)
Aly Harrell .....	216	Katie Adams.....	82
.....	Reached 200 vs. Charlotte 4/1/22	<u>50 Career Wins</u>	
<u>150 Career Hits</u>		Sydney Nester .....	55 (31 at NCST, 24 at MU)
Mya Stevenson .....	167	.....	Reached 50 vs. FIU 4/14/22
.....	Reached 150 at Florida Atlantic 4/8/22	.....	Reached 20 at MU vs. FIU 4/16/22
<u>150 Career Hits</u>		.....	Reached 40 vs. Fairfield 3/11/22
Autumn Owen.....	133 (88 at GWU, 45 at MU)	<u>20 Career Wins</u>	
.....	Reached 100 vs. MD Eastern Shore 3/5/22	Cailey Joyce .....	18 (8 at LaSalle, 10 at MU)
Saige Pye.....	129 (3 at GT, 126 at MU)	.....	Reached 10 at Marshall vs. Middle Tennessee 3/26/22
.....	Reached 100 at UAB 3/19/22	<u>125 Career Appearances</u>	
Madison Whitaker.....	122 (86 at WSU, 36 at MU)	Sydney Nester .....	122 (83 at NCST, 39 at MU)
.....	Reached 100 at Coastal Carolina 2/18/22	.....	Reached 100 at Ohio 3/16/22
Katie Adams.....	115	<u>75 Career Starts</u>	
.....	Reached 100 vs. Middle Tennessee 3/26/22	Sydney Nester .....	77 (46 at NCST, 31 at MU)
Armani Brown .....	114	.....	Reached 50 vs. South Carolina 2/19/22
.....	Reached 100 vs. Fairfield 3/11/22	.....	Reached 75 vs. UTEP 4/30/22
<u>100 Career Hits</u>		<u>600 Career Innings Pitched</u>	
Grace Chelemen.....	93 (1 at Mich., 92 at MU)	Sydney Nester .....	551.2 (341.0 at NCST, 210.2 at MU)
<u>150 Career Runs</u>		.....	Reached 100 with Marshall at UAB 3/20/22
Aly Harrell .....	137	.....	Reached 400 vs. MD Eastern Shore 3/4/22
.....	Reached 100 vs. LA Tech 5/12/21	.....	Reached 500 vs. FIU 4/15/22
Mya Stevenson .....	129	.....	Reached 200 with Marshall at North Texas 5/6/22
.....	Reached 100 vs. Howard 2/26/22	<u>300 Career Innings Pitched</u>	
<u>100 Career Runs</u>		Cailey Joyce .....	272.2 (168.2 at LaSalle, 104.0 at MU)
Autumn Owen.....	97 (66 at GWU, 31 at MU)	.....	Reached 100 at Marshall vs. Charlotte 4/2/22
<u>75 Career Runs</u>		<u>100 Career Innings Pitched</u>	
Armani Brown .....	74	Ashley Blessin.....	91.2
Grace Chelemen .....	68 (10 at Mich., 58 at MU)	<u>700 Career Strikeouts</u>	
.....	Reached 50 vs. Saint Joseph's 2/12/22	Sydney Nester .....	628 (344 at NCST, 284 at MU)
Madison Whitaker.....	59 (43 at WSU, 16 at MU)	.....	Reached 400 vs. Kent State 2/25/22
.....	Reached 50 on 2-run HR vs. Saint Joseph's 2/11/22	.....	Reached 100 with Marshall vs. UMES 3/4/22
Katie Adams.....	54	.....	Reached 450 vs. Winthrop 3/5/22
.....	Reached 50 vs. FIU 4/16/22	.....	Reached 500 vs. Middle Tennessee 3/25/22
<u>50 Career Doubles</u>		.....	Reached 200 with Marshall at Florida Atlantic 4/8/22
Aly Harrell .....	47	.....	Reached 600 vs. UTEP 4/29/22
<u>25 Career Doubles</u>		<u>200 Career Strikeouts</u>	
Mya Stevenson .....	33	Cailey Joyce .....	160 (91 at LaSalle, 69 at MU)
.....	Reached 25 vs. Fordham 2/20/22	.....	Reached 150 vs. MD Eastern Shore 3/5/22
Katie Adams.....	31	<u>1,300 Career Putouts</u>	
.....	Reached 25 vs. Middle Tennessee 3/27/22	Aly Harrell .....	1,240
Autumn Owen.....	28 (19 at GWU, 9 at MU)	.....	Reached 1,000 vs. Howard 2/26/22
.....	Reached 25 at Florida Atlantic 4/10/22	.....	Reached 1,100 vs. Middle Tennessee 3/27/22
Madison Whitaker.....	27 (16 at WSU, 11 at MU)	.....	Reached 1,200 vs. UTEP 4/29/22
.....	Reached 25 at NKU 4/12/22	<u>500 Career Putouts</u>	
<u>10 Career Triples</u>		Autumn Owen.....	520 (449 at GWU, 71 at MU)
Autumn Owen.....	8	.....	Reached 500 vs. Fairfield 3/13/22
<u>50 Career Home Runs</u>		Katie Adams.....	488
Mya Stevenson .....	58	<u>250 Career Assists</u>	
.....	Reached 50 vs. Middle Tennessee 3/25/22	Madison Whitaker .....	257 (193 at WSU, 64 at MU)
Aly Harrell .....	49	.....	Reached 250 at WKU 4/23/22
<u>30 Career Home Runs</u>		Armani Brown .....	233
Saige Pye.....	33 (1 at GT, 32 at MU)		
.....	Reached 30 & 30th at Marshall at WKU 4/23/22		
.....	Reached 20 vs. Purdue Fort Wayne 3/3/22		
Autumn Owen.....	24 (17 at GWU, 7 at MU)		



Aly Harrell became the 12th member of the MUSB 200 Hits Club with a 1B in the 3rd inning vs. Charlotte on April 1, 2022.

@HerdSB



Mya Stevenson became the 2nd player in MUSB History with 50 home runs with a bomb against Middle Tennessee in game one.



Sydney Nester recorded her 500th career strikeout in the second inning of game one versus Middle Tennessee.

#BrickByBrick

# RECORD BOOK WATCH

## CAREER

### Batting Average (min. 200 AB)

1. .451 - Morgan Zerkle 2014-17
2. .410 - Kaelynn Greene 2013-16
3. .405 - Rachel Folden 2005-08
4. .397 - **Saige Pye 2020-Pres.**
5. .386 - **Aly Harrell 2018-Pres.**
6. .370 - Amanda Williams 2003-06
7. .355 - Sierra Davenport 2001-04
8. .352 - Elicia D'Orazio 2015-18
9. .341 - **Mya Stevenson 2019-Pres.**
10. .333 - Jeanne Noble 1994-95
11. .327 - Jordan Colliflower 2015-18
12. .321 - Caitlyn Jackson 2007-10
13. .321 - **Grace Chelemen 2020-Pres.**
14. .318 - Joscelyn Bitner 2006-09
15. .317 - Ashley Gue 2010-13
16. .312 - Nichole Corrigan 1999-02
17. .312 - Shaelynn Braxton 2013-15, '17
18. .311 - Carrie Hinkle 1994-97
19. .310 - Heather Michaelis 1994-95
20. .307 - Emileigh Cooper 2012-15
21. .305 - Rebecca Gamby 2009-12
22. .305 - Taylor Thompson 2010-12

### Slugging Percentage (min. 200 AB)

1. .776 - **Mya Stevenson 2019-Pres.**
2. .767 - **Saige Pye 2020-Pres.**
3. .770 - Rachel Folden 2005-08
4. .733 - **Aly Harrell 2018-Pres.**
5. .637 - Sierra Huerta 2019-21

### On Base Percentage (min. 200 AB)

1. .559 - **Aly Harrell 2018-Pres.**
2. .519 - Rachel Folden 2005-08
3. .489 - Morgan Zerkle 2014-17
4. .470 - **Saige Pye 2020-Pres.**
5. .463 - Sierra Huerta 2019-21
6. .447 - Amanda Williams 2003-06
7. .439 - Kaelynn Greene 2013-16
8. .430 - Heather Michaelis 1994-95
9. .430 - **Mya Stevenson 2019-Pres.**
10. .405 - Rebecca Gamby 2009-12
11. .403 - Savannah Webster 2013-14
12. .384 - Alysia Hively 2009-13
13. .384 - Elicia D'Orazio 2015-18

### Toughest to Strikeout

- (K/AB & min. 200 AB)
1. .059 - Carrie Hinkle (44 K/743 AB) 1994-97
2. .062 - Aimee Anderson (22 K/354 AB) 1996-97
3. .070 - Caitlyn Jackson (46 K/661 AB) 2007-10
4. .070 - **Aly Harrell (39 K/559 AB) 2018-Pres.**

### Runs Scored

1. 184 - Amanda Williams 2003-06
- ...
4. 166 - Elicia D'Orazio 2015-18
5. 142 - Kaelynn Greene 2013-16
6. 137 - Carrie Hinkle 1994-97
7. 137 - **Aly Harrell 2018-Pres.**
8. 133 - Sierra Davenport 2001-04
9. 129 - **Mya Stevenson 2019-Pres.**
10. 125 - Jessica Williams 2003-06
11. 120 - Stefanie Cook 1995-98

### Hits

1. 299 - Kaelynn Green 2013-16
- ...
7. 231 - Carrie Hinkle 1994-97
8. 216 - **Aly Harrell 2018-Pres.**
9. 212 - Caitlyn Jackson 2007-10
10. 208 - Stefanie Cook 1995-98
11. 204 - Nichole Corrigan 1999-2001
12. 201 - Jessica Williams 2003-06
13. 197 - Shaelynn Braxton 2013-15, '17
14. 191 - Alianna Telles 2009-12

### Doubles

1. 69 - Amanda Williams 2003-06
2. 63 - Rachel Folden 2005-08
3. 47 - **Aly Harrell 2018-Pres.**
4. 43 - Vanessa Clarkson 1999-2002
- 43 - Taylor McCord 2015-18
- ...
11. 35 - Samantha Rodriguez 2005-08
12. 34 - Nichole Corrigan 1999-2002
- 34 - Caitlyn Jackson 2007-10
14. 33 - **Mya Stevenson 2019-Pres.**
15. 32 - Katalin Lucas 2013-16
- 32 - Briana Daiss 2016-19
17. 31 - **Katie Adams 2018-Pres.**

### Home Runs

1. 58 - Rachel Folden 2005-08
- 58 - **Mya Stevenson 2019-Pres.**
3. 49 - **Aly Harrell 2018-Pres.**
4. 35 - Shaelynn Braxton - 2013-15, '17
5. 32 - Samantha Rodriguez - 2005-08
- 32 - **Saige Pye 2020-Pres.**

### RBI

1. 196 - Rachel Folden 2005-08
2. 171 - Shaelynn Braxton 2013-15, '17
3. 167 - **Mya Stevenson 2019-Pres.**
4. 165 - **Aly Harrell 2018-Pres.**
5. 143 - Samantha Rodriguez 2005-08
6. 142 - Amanda Williams 2003-06
7. 138 - Jazmine Valle 2010-13
8. 126 - Leigh Wintter 2003-06

### Total Bases

1. 505 - Rachel Folden 2005-08
2. 410 - **Aly Harrell 2018-Pres.**
3. 408 - Amanda Williams 2003-06
4. 381 - Morgan Zerkle 2014-17
5. 380 - **Mya Stevenson 2019-Pres.**
6. 348 - Shaelynn Braxton 2013-15, '17
7. 323 - Alianna Telles 2009-12
8. 318 - Jazmine Valle 2010-13

### Walks

1. 170 - **Aly Harrell 2018-Pres.**
2. 147 - Rachel Folden 2005-08

### Intentional Walks

1. 25 - Rachel Folden 2005-08
2. 7 - Alianna Telles 2009-12
3. 6 - **Aly Harrell 2018-Pres.**
4. 4 - **Katie Adams 2018-Pres.**

### HBP

1. 53 - Marcena Bertoldo 2007-10
2. 52 - **Aly Harrell 2018-Pres.**
2. 46 - Sierra Huerta 2019-21
4. 38 - Rebecca Gamb 2009-12
5. 35 - Vanessa Clarkson 1999-02

### Games Reached Base Safely

- (Hit, BB, IBB, HBP, Error or Fielder's Choice)
1. 210 - Amanda Williams 2003-06
  - 210 - Rachel Folden 2005-08
  3. 196 - **Aly Harrell 2018-Pres.**
  4. 188 - Kaelynn Greene 2013-16
  5. 185 - Jessica Williams 2003-06
  6. 182 - Sierra Davenport 2001-04
  - 182 - Elicia D'Orazio 2015-18
  8. 181 - Alianna Telles 2009-12
  9. 179 - Jazmine Valle 2010-13

### Games With an RBI

1. 108 - Rachel Folden 2005-08
2. 99 - **Aly Harrell 2018-Pres.**
3. 89 - Shaelynn Braxton 2013-15, '17
4. 86 - Amanda Williams 2003-06
- 86 - Jazmine Valle 2010-13
6. 80 - Samantha Rodriguez 2005-08
7. 79 - Taylor McCord 2015-18
8. 76 - **Mya Stevenson 2019-Pres.**
9. 74 - Leigh Wintter 2003-06

### Fielding Percentage (min. 200 chances)

1. .993 - Carrie Michaelis 1996
2. .990 - Rossana Panuco 1997
3. .987 - **Aly Harrell 2018-Pres.**
4. .985 - Karri Britt 2000-03
- .985 - Allis Webb 2001-04
- .985 - Elizabeth DeShields 2018
7. .983 - Gina Guzzo 2004-07
8. .982 - Taylor McCord 2015-18
9. .979 - Alysia Hively 2009-13
- .979 - **Katie Adams 2018-Pres.**
11. .978 - Melanie Stoehr 2008-11

### Putouts

1. 1,316 - Melanie Stoehr 2008-11
2. 1,302 - Sara Spenia 2003-06
3. 1,240 - **Aly Harrell 2018-Pres.**
4. 1,200 - Rebecca Gamby 2009-12
5. 1,146 - Taylor McCord 2015-18
6. 1,013 - Rachel Folden 2005-08

### Double Plays Turned

1. 55 - Sara Spenia 2003-06
2. 34 - **Aly Harrell 2018-Pres.**
3. 33 - Elicia D'Orazio 2015-18
4. 30 - Melanie Stoehr 2008-11
5. 27 - Jessica Williams 2003-06

## SINGLE SEASON

### Batting Average (min. 75 AB)

1. .506 - Morgan Zerkle (89-176) - 2015
2. .486 - Kaelynn Green (86-177) - 2016
3. .482 - Morgan Zerkle (54-112) - 2016
4. .476 - Morgan Zerkle (79-166) - 2017
5. .463 - Saige Pye (37-80) - 2020
6. .434 - Emileigh Cooper (53-122) - 2015
7. .429 - Kaelynn Greene (70-163) - 2015
8. .425 - Rachel Folden (65-153) - 2008
9. .424 - **Aly Harrell (56-132) - 2022**

### Slugging Percentage (min. 75 AB)

1. .910 - Mya Stevenson (78 AB) - 2020
2. .902 - Rachel Folden (153 AB) - 2008
3. .863 - Saige Pye (80 AB) - 2020
4. .833 - Sierra Huerta (78 AB) - 2020
5. .825 - **Mya Stevenson (143 AB) - 2022**
6. .819 - Aly Harrell (94 AB) - 2021
7. .789 - Morgan Zerkle (166 AB) - 2017
8. .777 - Rachel Folden (166 AB) - 2006
9. .775 - **Saige Pye (139 AB) - 2022**
10. .765 - Mya Stevenson (170 AB) - 2019

### On Base Percentage (min. 75 AB)

1. .596 - **Aly Harrell (132 AB) - 2022**
2. .578 - Aly Harrell (133 AB) - 2019
3. .562 - Rachel Folden (153 AB) - 2008
4. .560 - Rachel Folden (157 AB) - 2007
5. .549 - Morgan Zerkle (176 AB) - 2015

### Home Runs

1. 20 - Mya Stevenson - 2019
2. 18 - Rachel Folden - 2006
- 18 - **Saige Pye - 2022**
- 18 - **Mya Stevenson - 2022**
4. 17 - Rachel Folden - 2008
6. 16 - Shaelynn Braxton - 2014
7. 14 - Rachel Folden - 2007
- 14 - Aly Harrell - 2019
9. 13 - Samantha Rodriguez - 2008
10. 12 - Alianna Telles - 2010
- 12 - Rebecca Gamby - 2011
- 12 - Taylor McCord - 2017
- 12 - Mya Stevenson - 2020
14. 11 - Samantha Rodriguez - 2007
- 11 - Aly Harrell - 2018

### RBI

1. 60 - Rachel Folden - 2005
2. 58 - Mya Stevenson - 2019
3. 57 - Shaelynn Braxton - 2014
4. 56 - Rachel Folden - 2006
- 56 - Shaelynn Braxton - 2015
6. 55 - Samantha Rodriguez - 2007
7. 54 - De'Shaun Drake - 2003
8. 53 - **Mya Stevenson - 2022**
9. 52 - Taylor McCord - 2017
10. 48 - **Saige Pye - 2022**
11. 47 - Amanda Williams - 2003
- 47 - Rachel Folden - 2007
13. 45 - Amanda Williams - 2004
14. 44 - Samantha Rodriguez - 2008
- 44 - Jazmine Valle - 2012
- 44 - Briana Daiss - 2016

### Total Bases

1. 138 - Rachel Folden - 2008
2. 131 - Morgan Zerkle - 2017
3. 130 - Mya Stevenson - 2019
4. 129 - Rachel Folden - 2006
5. 125 - Shaelynn Braxton - 2014
6. 119 - Rachel Folden - 2005
- 119 - Rachel Folden - 2007
8. 118 - **Mya Stevenson - 2022**
9. 117 - **Saige Pye - 2022**
10. 111 - Morgan Zerkle - 2015
11. 110 - Amanda Williams - 2006

### Walks

1. 68 - Aly Harrell - 2019
2. 51 - Rachel Folden - 2007
3. 45 - Rachel Folden - 2008
4. 39 - **Aly Harrell - 2022**
5. 35 - Heather Michaelis - 1995
- 35 - Hayden Ellis - 2019

### Hit By Pitches

1. 30 - Sierra Huerta - 2019
2. 17 - Aly Harrell - 2019
- 17 - **Aly Harrell - 2022**
4. 16 - Marcena Bertoldo - 2007
- 16 - Blakely Burch - 2019
6. 15 - Vanessa Clarkson - 2001
- 15 - Marcena Bertoldo - 2010

### Lowest ERA (min. 50 IP)

1. 1.01 - Sara Gulla (201.1 IP) - 2000
2. 1.32 - Randi Nielson (196.0 IP) - 2003
3. 1.43 - Cristy Waring (271.1 IP) - 1996
4. 1.46 - Natasha Johnson (124.2 IP) - 2000
5. 1.50 - Andi Williamson (238.0 IP) - 2012
6. 1.59 - Cristy Waring (292.0 IP) - 1997
8. 1.73 - Randi Nielson (158.1 IP) - 2004
- 1.73 - **Sydney Nester (210.2 IP) - 2022**
9. 1.75 - Amanda Luers (60.1 IP) - 2004

### Lowest Opp. Batting Avg. (min. 50 IP)

1. .180 - Natasha Johnson (124.2 IP) - 2000
2. .192 - **Sydney Nester (210.2 IP) - 2022**
3. .193 - Jordan Dixon (280.2 IP) - 2017
4. .195 - Randi Nielson (196.0 IP) - 2003
- .195 - Andi Williamson (238.0 IP) - 2012

### Most Ks/7 inn. (min. 50 IP)

1. 9.40 - **Sydney Nester (210.2 IP) - 2022**
2. 8.27 - Sara Gulla (228.2 IP) - 2013
3. 7.90 - Andi Williamson (322.2 IP) - 2013
4. 7.88 - Andi Williamson (238.0 IP) - 2012

### Wins

1. 33 - Andi Williamson (33-18) - 2013
- 33 - Jordan Dixon (33-15) - 2015
3. 32 - Jordan Dixon (32-10) - 2017
4. 28 - Abigail Tolbert (28-17) - 2019
5. 25 - Andi Williamson (25-13) - 2012
6. 24 - **Sydney Nester (23-8) - 2022**
7. 23 - Randi Nielson (23-6) - 2003
- 23 - Jordan Dixon (23-19) - 2016
9. 22 - Cristy Waring (22-17) - 1996
- 22 - Cristy Waring (22-18) - 1997

### Shutouts

1. 12 - Cristy Waring - 1997
2. 11 - Abigail Tolbert - 2019
- 11 - **Sydney Nester - 2022**
4. 10 - Cristy Waring - 1996
5. 8 - Sara Gulla - 2000
- 8 - Andi Williamson - 2012
- 8 - Jordan Dixon - 2017

### Strikeouts

1. 364 - Andi Williamson - 2013
2. 308 - Jordan Dixon - 2015
3. 294 - Jordan Dixon - 2017
4. 284 - **Sydney Nester - 2022**
5. 270 - Sara Gulla - 2001
6. 268 - Andi Williamson 2012
- 268 - Jordan Dixon 2016
8. 245 - Jordan Dixon - 2014
9. 214 - Sara Gulla - 2000

### Games with 10+ Strikeouts

1. 12 - Andi Williamson - 2013
- 12 - **Sydney Nester - 2022**
3. 11 - Sara Gulla - 2001
4. 9 - Jordan Dixon - 2015
5. 8 - Andi Williamson - 2012
- 8 - Jordan Dixon - 2017



2022 TRENDS	
<b>MARSHALL'S RECORD WHEN...</b>	
at Home	20-1
Away	7-11
Neutral	6-4
Conference	15-9
Non-Conference	18-7
Record	33-16
Longest winning streak	11
Longest losing streak	4
Current streak	W - 1
Largest margin of victory	13
Largest margin of loss	10
One-Run Games	7-9
Two-Run Games	3-2
Three-Four Run Games	5-2
Five-Plus Run Games	18-3
Scoring zero-two runs	2-7
Scoring three-five runs	6-6
Scoring six-nine runs	19-3
Scoring 10+ runs	6-0
Out hit the opponent	28-4
Gets out hit by opponent	2-10
Hits are Even	3-2
Records five or fewer hits	3-7
Records six-nine hits	26-6
Records 10+ hits	14-3
In extra innings	2-1
In shutouts	12-4
Scoring first	25-3
Opponent scores first	8-13
Scoring in first inning	18-3
Ahead after fourth inning	26-3
Ahead after fifth inning	20-3
Ahead after sixth inning	17-2
Trailing after fourth inning	3-11
Trailing after fifth inning	2-7
Trailing after sixth inning	2-10
Tied after fourth inning	4-1
Tied after fifth inning	1-3
Tied after sixth inning	0-1
February	8-5
March	11-4
April	12-5
May	2-2

THE LAST TIME...	
Occurred in 2022 in <b><i>Bold, Italics and Green</i></b>	
^^ - Team Record	
Offense	
<b><i>Scored 10-14 Runs</i></b> .....	<b><i>(5x in 2022) 13 vs. UTEP, 5/1/22 (W, 13-2)</i></b>
<b><i>Scored 15+ Runs</i></b> .....	<b><i>15 vs. Howard, 2/25/22 (W, 15-2)</i></b>
.....	<b><i>previously, 15 at No. 11 Kentucky, 3/11/20 (L, 16-15)</i></b>
<b><i>Recorded 10-14 Hits</i></b> .....	<b><i>(15x in 2022) 12 vs. UTEP, 5/1/22 (W, 13-2)</i></b>
<b><i>Recorded 15+ Hits</i></b> .....	<b><i>(2x in 2022) ^^19 vs. Charlotte, 4/2/22 (W, 11-10)</i></b>
.....	<b><i>previously, 16 vs. Maryland Eastern Shore, 3/5/22 (W, 14-1)</i></b>
.....	<b><i>^^19 vs. Charlotte tied team record set at Northern Kentucky, 4/9/14 (W, 17-0)</i></b>
<b><i>Hit 4-5 Doubles</i></b> .....	<b><i>(5x in 2022) 5 at Northern Kentucky, 4/12/22 (W, 4-2)</i></b>
<b><i>Hit 6+ Doubles</i></b> .....	<b><i>^^7 vs. Middle Tennessee, 3/27/22 (W, 9-1)</i></b>
.....	<b><i>previous record, 6 at Chattanooga, 3/20/21 (W, 9-2) &amp; vs. UNC Greensboro, 2/8/15 (W, 8-0)</i></b>
<b><i>Hit 2+ Triples</i></b> .....	<b><i>^^2 vs. East Tennessee State, 2/21/20 (W, 5-4)</i></b>
.....	<b><i>done 13 times since 2000</i></b>
<b><i>Hit 2-4 Home Runs</i></b> .....	<b><i>(15x in 2022) 3 at WKU, 4/23/22 (L, 10-9)</i></b>
<b><i>Hit 5+ Home Runs</i></b> .....	<b><i>**5 (2x in 2022) vs. UTEP, 5/1/22 (W, 13-2)</i></b>
.....	<b><i>previously, 5 vs. Saint Joseph's, 2/11/22, (W, 8-0)</i></b>
.....	<b><i>done 6 times since 2014</i></b>
<b><i>30+ Total Bases</i></b> .....	<b><i>30 (2x in 2022) vs. UTEP, 5/1/22 (W, 13-2)</i></b>
.....	<b><i>previously, 31 vs. Charlotte, 4/2/22 (W, 11-10)</i></b>
<b><i>Drew 5-9 Walks</i></b> .....	<b><i>(12x in 2022) 5 at North Texas, 5/7/22 (L, 12-4)</i></b>
<b><i>Drew 10+ Walks</i></b> .....	<b><i>10 vs. Howard, 2/26/22 (W, 9-2)</i></b>
.....	<b><i>previously, 10 at Chattanooga, 3/20/21 (W, 9-2)</i></b>
<b><i>3-4 Hit-By-Pitches</i></b> .....	<b><i>(3x in 2022) 4 vs. FIU, 4/15/22 (W, 3-2)</i></b>
<b><i>5+ Hit-By-Pitches</i></b> .....	<b><i>5 vs. Howard, 2/26/22 (W, 9-2)</i></b>
<b><i>2+ Intentional Walks</i></b> .....	<b><i>2 at Florida Gulf Coast, 3/21/18 (W, 8-4)</i></b>
<b><i>10+ Combined BBs &amp; HBP's</i></b> .....	<b><i>(2x in 2022) at Ohio, 3/16/22 (L, 8-7)</i></b>
<b><i>Stole 5-7 Bases</i></b> .....	<b><i>5 vs. Howard, 2/26/22 (W, 9-2)</i></b>
.....	<b><i>previously, 5 vs. UTSA, 3/23/19 (W, 7-0)</i></b>
<b><i>Stole 8-9 Bases</i></b> .....	<b><i>8 at Virginia Tech, 4/21/17 (W, 8-3)</i></b>
<b><i>Stole 10+ Bases</i></b> .....	<b><i>11 vs. UMass-Lowell, 2/17/18 (W, 4-2)</i></b>
<b><i>2+ Sacrifice Flies</i></b> .....	<b><i>^^3 at Hampton, 2/28/20 (W, 12-3)</i></b>
.....	<b><i>done 4 times since 2000</i></b>
<b><i>4+ Sacrifices</i></b> .....	<b><i>4 vs. Cal Poly, 2/9/19 (W, 6-5)</i></b>
<b><i>Struck Out 10+ Times</i></b> .....	<b><i>14 vs. Kent State, 2/25/22 (L, 1-0)</i></b>
.....	<b><i>previously, 14 at Kennesaw State, 2/22/20 (L, 10-6)</i></b>
<b><i>Had 0 Strikeouts</i></b> .....	<b><i>(3x in 2022) vs. UTEP, 4/29/22 (W, 1-0)</i></b>
.....	<b><i>the others vs. South Carolina, 2/19/22 &amp; vs. Fairfield 3/13/22</i></b>
<b><i>Was No Hit</i></b> .....	<b><i>at No. 12 USF, 2/8/13 (L, 8-0) (501 games)</i></b>
Pitching	
<b><i>Pitched a No-Hitter</i></b> .....	<b><i>vs. Purdue Fort Wayne (5 inn), 3/3/22 (W, 11-0)</i></b>
.....	<b><i>previously, May 11, 2017 vs. WKU at the C-USA Tournament (W, 2-0)</i></b>
<b><i>Pitched 10+ Strikeouts</i></b> .....	<b><i>(13x in 2022) 11 vs. UTEP, 4/30/22 (L, 4-3)</i></b>
<b><i>Pitched 0 Walks</i></b> .....	<b><i>(10x in 2022) vs. UTEP, 4/29/22 (W, 1-0)</i></b>
<b><i>Pitched 0 BB's back-2-back</i></b> .....	<b><i>vs. Purdue Fort Wayne (W, 8-0) &amp; UMES, 3/4/22 (W, 4-0)</i></b>
.....	<b><i>previously, at MTSU (L, 6-2) &amp; vs. FAU (W, 1-0), 4/11-4/16/21</i></b>
<b><i>Pitched 5-9 Walks</i></b> .....	<b><i>7 at Ohio, 3/16/22 (L, 8-7)</i></b>
<b><i>Pitched 10+ Walks</i></b> .....	<b><i>13 at USF, 2/21/15 (L, 18-5)</i></b>
<b><i>Held a Team Without a Run</i></b> .....	<b><i>(12x in 2022) vs. UTEP, 4/29/22 (W, 1-0)</i></b>
<b><i>Allowed 10+ Runs</i></b> .....	<b><i>(4x in 2022) 12 at North Texas, 5/7/22 (L, 12-4)</i></b>
<b><i>Allowed 10+ Hits</i></b> .....	<b><i>(11x in 2022) 10 at North Texas, 5/8/22 (W, 9-6)</i></b>
<b><i>Pitched Consecutive Shutouts</i></b> .....	<b><i>4 games 3/3-5/22</i></b>
.....	<b><i>vs. Purdue Fort Wayne 2x, vs. UMES &amp; vs. Winthrop</i></b>
.....	<b><i>4 games May 4-9, 2019 vs. Florida Atlantic (2x), UTSA and North Texas</i></b>
Defense	
<b><i>30+ Putouts</i></b> .....	<b><i>30 vs. WKU (10 inn.), 3/13/15 (W, 2-0)</i></b>
<b><i>10-14 Assists</i></b> .....	<b><i>(11x in 2022) 10 vs. UTEP, 4/30/22 (L, 4-3)</i></b>
<b><i>15+ Assists</i></b> .....	<b><i>15 vs. Louisville, 4/23/19 (L, 5-4)</i></b>
<b><i>3-4 Errors</i></b> .....	<b><i>(6x in 2022) 3 at North Texas, 5/7/22 (L, 12-4)</i></b>
<b><i>5+ Errors</i></b> .....	<b><i>5 vs. Lipscomb, 2/14/20 (L, 14-6)</i></b>
<b><i>2+ Double Plays</i></b> .....	<b><i>2 at No. 11 Kentucky, 3/11/20 (L, 16-15)</i></b>
<b><i>5-7 Stolen Bases Allowed</i></b> .....	<b><i>(6x in 2022) 6 vs. FIU, 4/14/22 (W, 6-0)</i></b>
<b><i>8+ Stolen Bases Allowed</i></b> .....	<b><i>^^9 at Georgia, 2/23/02 (L, 6-1)</i></b>
.....	<b><i>**NCAA All-time leader Nicole Barber had 3</i></b>
<b><i>Current Errorless Streak</i></b> .....	<b><i>6, last error Bottom 1st at North Texas, 5/8/22 (W, 9-6)</i></b>
<b><i>Beat a Top 25 Team</i></b> .....	<b><i>April 2, 2008, at #24 Ohio State (11-0 &amp; 6-1)</i></b>

## THE LAST TIME...BY A MARSHALL PLAYER

Hit for the Cycle.....	Mya Stevenson 4-for-4 (3B, 1B, HR, 2B) at Charlotte (1), 3/16/19 (W, 7-5) .....only other cycle in team history by Jeanne Noble vs. Dayton in 1994
<b>Had 4 Hits.....</b>	<b>Lauren Love 4-for-4 vs. Howard, 2/25/22 (W, 15-2)</b> ..... <b>previously, Aly Harrell 4-of-5 vs. Florida Atlantic, 4/17/21 (W, 8-7)</b>
Had 5+ Hits.....	^^Morgan Zerkle, 5-for-5 vs. Bucknell, 2/14/15 (W, 11-3)
<b>Scored 3+ Runs .....</b>	<b>(6x in 2022) Saige Pye (3) vs. UTEP, 5/1/22 (W, 13-2)</b> ..... <b>Last time 2 players scored 3-4 runs in same game, Eloise Tribolet (3) &amp; Elicia D'Orazio (3) at UNC Greensboro 3/21/17 (W, 13-3)</b>
<b>Drove in 3-4 Runs.....</b>	<b>(21x in 2022) Mya Stevenson (3) at North Texas, 5/8/22 (W, 9-6)</b> ..... <b>Last time 2 players drove in 4 or more runs in same game, Saige Pye (7) &amp; Sierra Huerta (4) at No. 11 Kentucky, 3/11/20 (L, 16-15)</b>
<b>Drove in 5+ Runs.....</b>	<b>(3x in 2022, Pye 2x, Stevenson 1x) Saige Pye, 5 at WKU, 4/23/22 (L, 10-9)</b>
<b>Hit 2 Doubles .....</b>	<b>(7x in 2022) Saige Pye at Florida Atlantic, 4/8/22 (W, 7-2)</b>
Hit 3+ Doubles .....	^^Saige Pye, 3 vs. Florida Atlantic (game 2), 4/17/21 (W, 8-7) ..... ^^the others Deanna Tourville, 3 vs. Ohio, 4/16/05 & Nichole Corrigan, 3 vs. Miami (OH), 5/5/00
Hit 2+ Triples .....	^^Amanda Williams, 2 vs. Bowling Green, 3/31/04 (W, 10-1)
<b>Hit 2 Home Runs .....</b>	<b>(6x in 2022, Pye 3x, Stevenson 2x, Owen) Saige Pye &amp; Autumn Owen vs. UTEP, 5/1/22 (W, 13-2)</b>
Hit 3+ Home Runs .....	^^Shaelynn Braxton, 3 at Northern Kentucky, 4/9/14 (W, 17-0) ..... ^^the other Rachel Folden, 3 vs. Austin Peay, 3/4/06 (W, 8-0)
<b>Hit Back-to-Back HRs.....</b>	<b>Saige Pye &amp; Autumn Owen 1st inn. vs. UTEP, 5/1/22 (W, 13-2)</b> ..... <b>previously, Saige Pye &amp; Mya Stevenson 7th inn. at Florida Atlantic, 4/8/22 (W, 7-2)</b>
Hit back-to-back-to-back HRs.....	^^Rachel Folden (inside-the-park), Samantha Rodriguez, Caitlyn Jackson ..... at Morehead State, 4/15/08 (W, 3-1)
<b>Walked 3 Times .....</b>	<b>(6x in 2022 all by Harrell) Aly Harrell vs. UTEP, 5/1/22 (W, 13-2)</b>
Walked 4+ Times.....	^^Aly Harrell, 4 vs. WKU, 4/7/19 (W, 8-7) ..... done 4 times since 2000
.....	^^Jessica Williams (2x) vs. BGSU 2/14/03 & vs. Southern Miss, 5/11/06, Raquel Escareno at Wright State, 4/16/14
<b>HBP 2 Times .....</b>	<b>(5x in 2022 Pye &amp; Harrell-4x) Aly Harrell vs. FIU, 4/15/22 (W, 3-2)</b>
HBP 3 Times .....	^^Aly Harrell at No. 20 James Madison, 3/27/19 (L, 8-5) ..... ^^the other Sarah Chamberlain vs. Buffalo, 3/29/02
Stole 3-4 Bases.....	Hannah Giammarino, 3 vs. Rider, 3/3/19 (W, 10-2)
Stole 5+ Bases.....	^^Morgan Zerkle, 5 vs. Delaware State, 3/5/17 (W, 9-3) ..... ^^ the other Kaelynn Greene, 5 vs. Toledo, 3/15/16
<b>Had a Walk-Off .....</b>	<b>Grace Chelemen RBI 1B (Lauren Love scored) 8th inn. vs. Charlotte, 4/2/22 (W, 11-10)</b> ..... <b>previously Aly Harrell RBI 2B (Paige Halliwill scored) 9th inn. vs. Florida Atlantic (game 2), 4/17/21 (W, 8-7)</b>
Had a Walk-Off HR .....	Rachel Rousseau (solo leadoff) 8th inn. vs. WKU, 4/7/19 (W, 8-7)
Had a Walk-Off 3B.....	Jazmine Valle (Bri Anna Hope scored) 11th inn. vs. Memphis, 3/29/13 (W, 1-0) ..... first walk-off triple in program history since 2000
Had a Walk-Off 2B.....	Aly Harrell (Paige Halliwill scored) 9th inn. vs. Florida Atlantic (game 2), 4/17/21 (W, 8-7)
<b>Had a Walk-Off 1B .....</b>	<b>Grace Chelemen (Lauren Love scored) 8th inn. vs. Charlotte, 4/2/22 (W, 11-10)</b> ..... <b>Blakely Burch (Rachel Pennington scored) 8th inn. vs. East Tennessee State, 2/21/20 (W, 5-4)</b>
Had a Walk-Off Stolen Base.....	Elicia D'Orazio stole home in bottom 8th vs. Lipscomb (2-1), 2/10/17 (W, 2-1)
Had a Walk-Off Walk .....	Marcena Bertoldo (Jessica Hughes scored) 9th inn. vs. East Carolina (8-7), 2/19/10 (W, 8-7)
Had a Walk-Off Sac Fly .....	Alyssa Woodrum (Jazmine Valle scored) 8th inn. vs. Florida Atlantic (2-1), 2/10/13 (W, 2-1)
Had a Walk-Off Sac Bunt .....	Melissa Loesing (Samantha Spurlock scored) 7th inn. vs. Boston, 2/26/10 (W, 13-12) ..... completed 7-run inning as MUSB trailed 12-6 entering bottom of 7th
Had a Walk-Off on an Error.....	Jessica Hughes (Marcena Bertoldo scored on E6) 9th inn. vs. Wright State (5-4), 4/14/10 (W, 5-4)
<b>Allowed a Walk-Off .....</b>	<b>(4x in 2022) Tayla Evans of North Texas - 8th inn. RBI 1B, 5/6/22 (L, 1-0)</b> ..... <b>the others - by Caitlin Fogue of Ohio - 7th inn. RBI GO 3U, 3/16/22, by Jolie Readeaux of UAB - 7th inn. 2 RBI 3B, 3/20/22</b> ..... <b>&amp; by Maddie Bowlds of WKU - 7th inn. 2-run HR, 4/23/22,</b>
Pitched 10+ Innings .....	Jordan Dixon, 11.1 vs. Illinois NCAA Regionals, 5/18/17 (L, 3-2)
<b>Struck Out 10+ Batters .....</b>	<b>(12x in 2022 all Nester) Sydney Nester, 11 vs. UTEP, 4/30/22 (L, 4-3)</b> ..... <b>previously, Jordan Dixon, 10 at Virginia Tech, 4/21/17 (W, 8-3)</b>
<b>Pitched a Shutout .....</b>	<b>(12x in 2022 Nester-10, Joyce-1) Sydney Nester vs. UTEP, 4/29/22 (W, 1-0)</b>
<b>Pitched a No-Hitter .....</b>	<b>Sydney Nester vs. Purdue Fort Wayne (5 inn.), 3/3/22 (W, 11-0)</b> ..... <b>previously, Jordan Dixon vs. WKU C-USA Tourn., 5/11/17 (W, 2-0)</b>
<b>Recorded 10+ Putouts .....</b>	<b>(14x in 2022) Aly Harrell, 14 vs. UTEP, 4/29/22 (W, 1-0)</b>
<b>Recorded 4-5 Assists.....</b>	<b>(15x in 2022) Autumn Owen (4) at North Texas, 5/8/22 (W, 9-6)</b>
Recorded 6+ Assists.....	^^ Madison Whitaker, 8 at Middle Tennessee, 4/9/21 (L, 9-8) ..... done 4 times since 2000
.....	^^ the others Leigh Wintter vs. Houston 4/14/06, Marcena Bertoldo at Morehead St. 4/15/08 & Amanda Lara vs. Ga. Southern 2/11/12
Catcher with 2 Runners Caught Stealing .....	Kat Sackett at FIU, 4/24/21 (W, 12-6)
Catcher with 3+ Runners Caught Stealing .....	^^Taylor McCord, 3 at Florida Atlantic, 3/24/18 (W, 4-0) ..... ^^ the other Allison Webb, 3 at Buffalo, 5/1/04
Catcher with 2 runners Caught Stealing in same inning .....	Taylor McCord (5th inning) vs. Florida Atlantic, 4/8/17 (W, 4-2)



# EARLY SEASON TOURNAMENT HIGHLIGHTS - THE BUZZ CLASSIC, 3-1 RECORD

## 2021 Georgia Tech Softball Saint Joseph's vs Marshall Feb 11, 2022 at Atlanta, Ga. (Mewborn Field)

Saint Joseph's 0 (1-0)										Marshall 8 (1-0)									
Player	ab	r	h	rb	bb	so	po	a	lob	Player	ab	r	h	rb	bb	so	po	a	lob
Jordan Hinkle lf	3	0	1	0	2	0	0	0	0	CHELEMAN, Grace cf	2	1	0	0	1	1	0	0	0
Jayla Tauber 2b	3	0	0	0	1	0	0	1	0	HARRELL, Aly 1b	3	1	1	1	0	0	6	0	0
Sarah Cancila rf	2	0	0	0	1	1	0	0	0	PYE, Saige dh	3	1	1	3	0	0	0	0	0
Madison Fife c	2	0	0	0	2	4	0	0	0	ADAMS, Katie c	3	1	2	1	0	1	12	2	0
Kalley Malito dh	2	0	0	0	2	0	0	0	0	LEE, Amaya pr	0	0	0	0	0	0	0	0	0
Taylor Marinelli 3b	2	0	1	0	1	1	4	0	0	STEVENSOM, Mya rf	3	1	1	1	0	0	0	0	0
Amaya Herr p	0	0	0	0	0	0	0	0	0	OWEN, Autumn 3b	2	1	1	0	0	1	0	1	0
Saige Stutz p	0	0	0	0	0	0	0	0	0	WHITAKER, Madison ss	2	1	1	2	0	0	0	0	0
Myssa Notarianni 1b	2	0	0	0	2	7	1	0	0	KENNEY, Kay Kay lf	2	1	1	0	0	1	0	0	0
Early Rybinski ss	2	0	0	0	2	1	0	0	0	BROWN, Armani 2b	1	0	0	0	0	0	1	0	0
Saiee Smithzewski cf	0	0	0	0	0	0	1	0	0	NESTER, Sydney p	0	0	0	0	0	0	0	1	0
Totals	20	0	2	0	0	13	15	6	2	Totals	21	8	8	8	1	4	18	5	0

Score by Innings 1 2 3 4 5 6 R H E  
 Saint Joseph's 0 0 0 0 0 0 0 2 0  
 Marshall 0 1 0 1 5 1 8 8 1

LOB - OWEN, A.; LOB - SU 2, 2B - Marinelli, ADAMS, K.; HR - HARRELL, A.; PYE, S.; ADAMS, K.; STEVENSON, M.; WHITAKER, M.; SH - BROWN, A.; SB - CHELEMAN, G.; KENNEY, K.

Umpires - HP: Wilson Lieske 1B: Aaron Golden 3B: Ted Broyles  
 Start: 10 a.m. Time: 1:32 Attendance:  
 Weather: Pretty dang nice actually  
 Her faced 2 batters in the 5th.  
 Stutz faced 1 batter in the 6th.

## 2021 Georgia Tech Softball Marshall vs Villanova Feb 11, 2022 at Atlanta, Ga. (Mewborn Field)

Marshall 1 (1-1)										Villanova 9 (1-0)									
Player	ab	r	h	rb	bb	so	po	a	lob	Player	ab	r	h	rb	bb	so	po	a	lob
CHELEMAN, Grace cf	3	0	0	0	1	0	0	1	0	Angela Giampolo 2b	4	0	0	0	2	1	1	0	0
HARRELL, Aly 1b	2	0	0	0	1	5	0	1	0	Paige Rauch p/rf	3	0	1	1	0	0	1	0	0
PYE, Saige dh	1	0	0	0	0	0	0	0	0	Chloe Smith 1b	1	1	2	0	0	4	0	0	0
ADAMS, Katie c/dh	2	0	0	0	1	3	1	1	0	Megan Kern ss	2	1	2	1	0	1	1	0	0
OWEN, Autumn c/p	1	0	0	0	1	0	0	0	0	Erin Gray pr	0	0	0	0	0	0	0	0	0
COLEMAN, Alex lf	0	0	0	0	0	0	0	0	0	Ava Franz 3b	2	0	0	1	0	1	1	2	0
STEVENSOM, Mya rf	2	0	0	0	2	0	0	0	0	Ally Jones c	3	0	0	0	1	6	0	2	0
WHITAKER, Madison ss	2	0	1	0	1	1	0	0	0	Tess Cites rf	1	3	1	1	0	0	0	0	0
ULRICH, Brooklyn pr	0	1	0	0	0	0	0	0	0	Ryan Henry dh	2	1	2	0	0	0	0	0	0
KENNEY, Kay Kay lf	1	0	0	0	1	0	0	0	0	Alexa Raphael pr	0	1	0	0	0	0	0	0	0
MICHALLAS, Camryn 3b	2	0	1	0	0	0	2	0	0	Victoria Sebastian 1b	1	0	1	0	0	0	0	0	0
BROWN, Armani 2b	1	0	0	0	0	1	0	0	0	Sydney Hayes cf	2	1	1	1	0	0	0	0	0
LOVE, Lauren 1b	1	0	1	0	0	1	0	0	0	Emily Orr ph	0	0	0	0	0	0	0	0	0
JOYCE, C. p	0	0	0	0	0	0	0	0	0	Dani Dabroski lf/pr	0	1	0	0	0	0	2	0	0
FERINGA, Bub p	0	0	0	0	0	0	0	0	0	Totals	21	9	8	8	4	3	15	4	7
BLESSIN, Ashley p	0	0	0	0	0	0	0	1	0	Totals	18	1	3	1	0	6	13	6	3

Score by Innings 1 2 3 4 5 6 R H E  
 Marshall 0 0 0 0 1 1 3 1  
 Villanova 2 3 2 1 1 9 8 0

Note: 1 out, 3 runners LOB when the game ended.  
 E - WHITAKER, P.(1), LOB - MAR 3; VU 7: HR - Kern, M.; Cites, T.; HBP - PYE, S.; Smith, C. 2; Cites, T.; Orr, E.; SB - Smith, C.; Gray, E.; Henry, R.; Raphael, A.; Hayes, S.; CS - Hayes, S.

Marshall	ip	h	r	er	bb	so	ab	bf	Villanova	ip	h	r	er	bb	so	ab	bf
JOYCE, C.	1.0	2	3	3	1	2	5	7	Paige Rauch	5.0	3	1	1	0	6	18	19
FERINGA, Bub	1.1	4	4	3	2	1	9	11									
BLESSIN, Ashley	2.0	2	2	2	1	0	7	11									

Win - Rauch, P. (1-0). Loss - JOYCE, C. (0-1). Save - None.  
 HBP - by Rauch, P. (PYE, S.); by JOYCE, C. (Smith, C.); by BLESSIN, A. (Smith, C.); by BLESSIN, A. (Cites, T.); by BLESSIN, A. (Orr, E.); PB - ADAMS, K.(1).  
 Umpires - HP: Tim Kasate 1B: Ted Broyles 3B: Emerus Addison  
 Start: 12:30 Time: 1:50 Attendance: 80  
 Weather: Warm and sunny as it should be  
 JOYCE, C. faced 4 batters in the 2nd.

## Highlights from the Buzz Classic

### Friday vs. Saint Joseph's

- Sydney Nester struck out 13 in her very first start in a Marshall uniform. The North Carolina State transfer shut out the Hawks allowing just two hits and zero walks in the complete game win. Nester struck out at least two in every inning, including the side in the second.  
 - Marshall bats opened the 2022 season tying a team single-game record with five home runs. Katie Adams hit the first in the second inning, followed by Aly Harrell in the 4th, Madison Whitaker and Saige Pye in the fifth and finally Mya Stevenson in the sixth. Stevenson's solo homer to lead off the inning ended the game with the 8-0 win.  
 - The Herd had eight different players score a run  
 - Autumn Owen tallied her first Marshall hit and run scored as the Gardner-Webb transfer led off the fifth with a single and then scored on Madison Whitaker's home run to center.  
 - Katie Adams had two hits with a home run and a double.  
 - Aly Harrell and Mya Stevenson remained tied for second in team history in career home runs with 41, after one homer each.  
 - Aly Harrell's solo home run also gave the fifth-year senior her 80th career game with a run driven in, tying her with Samantha Rodriguez for 5th-most in team history. Harrell added two more games during the weekend and is now fifth by herself with 82.

### Friday vs. Villanova

- Freshman Lauren Love recorded her first career hit and RBI in her very first plate appearance. Love came in to pinch hit in the top of the fifth with one runner on base and two outs. Love battled with preseason All-American pitcher Paige Rauch for a 10-pitch at bat, Love finally won with a single to center that score the run.  
 - Freshman Brooklyn Ulrich scored her first career run. Ulrich was in to pinch run at first for Madison Whitaker in the fifth. Ulrich later scored on Love's single up the middle.  
 - Freshman Bub Feringa had her first collegiate outing in the circle. Feringa went 1.1 innings of relief and recorded her first career strikeout.

### Saturday vs. Villanova

- Herd enacted some revenge Saturday morning. After falling 9-1 in five innings on Friday to Villanova, Marshall won 8-0 in five innings Saturday.  
 - Sydney Nester struck out 11 batters in her second Marshall start. She allowed just three hits and one hit-by-pitch in the shut out. Villanova loaded the bases with one out in the top of the third. Nester struck out the next two batters on her way to striking out the final eight that she faced to finish the game.  
 - Mya Stevenson took over second place all-time in career home runs at Marshall with a 3-run blast over the scoreboard in left for the 42nd of her career.  
 - Redshirt freshman Amaya Lee scored her first career run in the third inning. Lee, who missed all of 2021 with a shoulder injury, came in to run at first for Saige Pye and later scored on an error in right on a dropped fly ball off the bat of Mya Stevenson.  
 - Freshman Rielly Lucas recorded her first career RBI. Lucas entered the game to pinch hit in the third. She grounded out to second for the second out of the inning, but allowed Mya Stevenson to score from third. It gave Marshall the 8-0 lead.

### Saturday vs. Saint Joseph's

- Marshall had its first comeback victory of the season. After trailing 4-2, the Herd scored four unanswered runs for the victory.  
 - Marshall finished the game with seven hits. The Herd tallied five doubles, one home run and just one single. Aly Harrell hit MU's only single while driving in the Herd's final run of the game in the top of the seventh, scoring Armani Brown.  
 - Mya Stevenson hit two doubles to tie her career-high. She also scored on a wild pitch in the fourth inning to cut Marshall's deficit to one, 4-3.  
 - Lauren Love smashed her first career home run with a 2-run shot to right in the sixth to give Marshall a 5-4 lead.  
 - Freshman Alex Coleman scored her first career run. Coleman came in to pinch run in the sixth at first for Katie Adams. Coleman later scored on the home run from Lauren Love.  
 - Camryn Michallas had a spectacular game defensively at shortstop with three putouts and three assists. Michallas showed off her concentration, catching a pop up in the infield, while almost colliding with thirdbase Autumn Owen. Michallas later showed off her arm strength, throwing runners out at first.  
 - Sydney Nester came on in relief to start the fifth inning. She pitched the final three innings earning the win as the Herd took the lead with her in the circle. Nester tallied just one strikeout, however she only allowed two baserunners.  
 - Grace Chelemen made a great catch in right-center to end the game. Saint Joseph's had a runner at first with two outs and the game-tying run at the plate. The ball was hit well into the gap, however Chelemen ran it down at the warning track and held on just before hitting the wall.



Sydney Nester starred in her MUSB debut going 3-0 with a 0.00 ERA, and 25 strikeouts in 14 innings.

@HerdSB

# EARLY SEASON TOURNAMENT HIGHLIGHTS - THE BATTLE AT THE BEACH, 2-3 RECORD

## The Automated ScoreBook Marshall vs South Carolina Feb 18, 2022 at Conway, S.C. (St. John Stadium)

Marshall 5 (3-2)										South Carolina 7 (4-2)									
Player	ab	r	h	ri	bb	so	po	a	lob	Player	ab	r	h	ri	bb	so	po	a	lob
CHELEMAN, Grace cf	4	0	2	1	0	0	3	0	0	Maddie Gallagher 2b	3	2	2	2	1	0	4	4	0
HARRELL, Aly 1b	2	0	1	0	2	0	5	0	0	Jordan Fabian 1b	3	0	0	1	0	1	7	0	1
STEVENSAN, Mya rf	4	0	0	0	0	4	0	2	0	Hannah Kumiyama c/dp	4	1	2	2	0	0	0	0	2
ADAMS, Katie c/dp	4	0	0	0	0	1	0	1	0	Olivia Cook pr	0	0	0	0	0	0	0	0	0
PYE, Saige dp/lf	3	1	1	0	1	0	0	0	0	Katie Prebbie lf	4	2	2	1	0	1	0	0	0
LEE, Amaya pr	0	1	0	0	0	0	0	0	0	Riley Blampied 3b	2	0	1	0	1	0	2	0	0
COLEMAN, Alex if	0	0	0	0	0	0	0	0	0	Emma Sellers ss	4	0	2	1	0	0	4	1	2
KENNEY, Kay Kay if	0	0	0	0	0	0	0	0	0	Marissa Gonzalez cf	3	0	0	0	0	0	4	0	2
LOVE, Lauren 7/2b	3	2	1	1	0	1	2	1	1	Kassidy Knupit ph	1	0	0	0	0	0	0	0	2
WHITAKER, Madison ss	2	1	0	0	1	1	1	0	0	Giulia Desiderio dp/c	2	2	0	0	0	0	2	0	0
NICHALLAS, Camryn 3b	3	0	1	2	0	0	1	0	0	Carlie Henderson cf	3	0	1	0	0	0	0	0	0
BROWN, Armani 2b	0	0	0	0	0	0	1	0	0	Leah Powell p	0	0	0	0	0	0	0	0	0
OWEN, Autumn p/c	2	0	0	1	0	0	2	0	1	Rachel Vaughan p	0	0	0	0	0	0	0	0	0
BLESSIN, Ashley p	0	0	0	0	0	0	3	0	0	Totals	29	7	10	7	2	3	21	7	9
JOYCE, C. p	0	0	0	0	0	0	0	0	0										
Totals	27	5	7	4	5	2	18	7	7										

Score by Innings	1	2	3	4	5	6	7	R	H	E
Marshall	0	3	2	0	0	0	0	5	7	2
South Carolina	2	3	1	1	0	0	X	7	10	2

E - NICHALLAS, C(2); R. Blampied(3); M. Gonzalez(1); LOR - MAR 7; SC 9-2B - PYE, S(1); LOVE, Lauren(1); M. Gallagher(2); C. Henderson(1); HR - M. Gallagher(1); H. Kumiyama(1); K. Prebbie(3); HBP - R. Blampied; G. Desiderio. SF - OWEN, A(1); J. Fabian(1).

Marshall								South Carolina									
	ip	h	r	er	bb	so	ab	bf		ip	h	r	er	bb	so	ab	bf
BLESSIN, Ashley	1.1	5	4	4	0	1	9	10	Leah Powell	3.0	5	5	5	4	2	13	18
JOYCE, C.	4.2	5	3	2	2	2	20	24	Rachel Vaughan	4.0	2	0	0	1	0	14	15

Win - R. Vaughan (1-0). Loss - JOYCE, C. (0-2). Save - None.  
WP - JOYCE, C.(1); L. Powell(4). HBP - by BLESSIN, A. (G. Desiderio); by JOYCE, C. (R. Blampied).

Umpires - HP: Edward Walker 1B: Wayne Griffin 3B: Jon Chambers  
Start: 12:02 PM Time: 2:23 Attendance: 183  
Weather: 69 degrees, partly cloudy, wind

## The Automated ScoreBook Marshall at Coastal Carolina Feb 19, 2022 at Conway, S.C. (St. John Stadium)

Marshall 9 (4-4)										Coastal Carolina 7 (5-3)									
Player	ab	r	h	ri	bb	so	po	a	lob	Player	ab	r	h	ri	bb	so	po	a	lob
HARRELL, Aly 1b	3	0	1	1	0	0	0	0	0	Roose, Keirstin 3b	4	0	2	0	0	1	0	1	0
CHELEMAN, Grace cf	3	0	1	1	0	1	0	0	0	Montoya, Abbey ss	3	1	1	0	0	1	0	1	2
STEVENSAN, Mya rf	3	1	1	1	2	0	0	0	0	Zana, Riley 2b	3	1	0	0	1	1	3	1	1
PYE, Saige dp	2	0	0	0	0	0	0	0	5	De Jesus, Iyana dp/ph	3	1	2	1	0	0	0	0	0
LEE, Amaya pr	0	1	0	0	0	0	0	0	0	Robinson, daVidria pr	0	0	0	0	0	0	0	0	0
LUCAS, Ryleigh ph	1	1	1	0	0	0	0	0	0	Ellis, Kennedy rf	0	0	0	0	0	0	1	0	0
LOVE, Lauren 2b	4	1	1	0	0	0	2	5	0	Jennings, Maddy c	3	1	1	1	1	7	0	0	0
BROWN, Armani 2b	0	0	0	0	0	0	0	0	0	Jankay, Abby 1b	4	1	2	3	0	1	4	1	0
KENNEY, Kay Kay if	4	1	1	1	0	1	0	0	0	Wrightman, Jay rf	2	0	0	0	1	3	0	0	0
ADAMS, Katie c	2	1	0	0	0	1	6	0	0	BeasleyPolko,Kaitlin p/dp	2	0	0	0	0	0	0	2	0
FERINGA, Bub ph	1	1	1	2	0	0	0	0	0	Hudson, Madison cf	3	1	1	1	0	2	0	1	0
NICHALLAS, Camryn ss	4	1	1	2	0	0	3	1	0	Ebersole, Payton if	2	1	2	0	0	0	0	0	0
OWEN, Autumn 3b	4	1	2	1	0	0	1	2	0	Jennings, Nicolette p	0	0	0	0	0	0	0	0	0
JOYCE, C. p	0	0	0	0	0	0	1	0	0	Redman, Maddie p	0	0	0	0	0	0	0	0	0
NESTER, Sydney p	0	0	0	0	0	0	0	0	0	Brabham, Madison p	0	0	0	0	0	0	0	1	0
Totals	31	9	10	9	1	5	21	11	6	Totals	29	7	11	6	4	6	21	6	6

Score by Innings	1	2	3	4	5	6	7	R	H	E
Marshall	0	4	0	1	0	0	4	9	10	0
Coastal Carolina	0	1	0	0	0	0	6	7	11	2

E - Jankay, A(2); Picone, N(2). DP - MAR 1; LOB - MAR 6; CCU 6-2B - CHELEMAN, G(2); KENNEY, K(1); De Jesus, I(3); Jennings, M(4); Ebersole, P(1); HR - STEVENSON,M(3); FERINGA, B(1); OWEN, A(1); Jankay, A(1); Hudson, M(1). HBP - HARRELL, A.; PYE, S.; ADAMS, K. SF - CHELEMAN, G(1); De Jesus, I(1).

Marshall								Coastal Carolina									
	ip	h	r	er	bb	so	ab	bf		ip	h	r	er	bb	so	ab	bf
JOYCE, C.	6.2	11	7	6	4	28	33		Picone, Nicolette	1.2	2	4	3	1	2	7	12
NESTER, Sydney	0.1	0	0	0	0	0	1	1	Redman, Maddie	1.2	4	1	1	0	1	8	8
									Brabham, Raelae	3.2	4	4	3	0	2	16	16

Win - JOYCE, C. (1-2). Loss - Picone, N (2-2). Save - NESTER, S. (1).  
WP - Brabham, R(1); HBP - by Picone, N (PYE, S.); by Picone, N (ADAMS, K.); by Picone, N (HARRELL, A.). PB - ADAMS, K.(2); Jennings, M(2).

Umpires - HP: Edward Walker 1B: Wayne Griffin 3B: David Southard  
Start: 3:05 PM Time: 2:36 Attendance: 310  
Weather: 61 degrees, sunny/breezy

## From The Battle at the Beach

### Friday vs. South Carolina

- After trailing 2-0, Marshall responded with three runs in the top of the second, and then two runs in the third to tie the game at 5-5. The Herd eventually slowed down South Carolina, but lost 7-5.
- Grace Chelemen had two hits and Camryn Nichallas had two RBI.
- Aly Harrell drew her first two walks of the season.
- Mya Stevenson had a diving catch in right to record the first out in the third.
- Ashley Blessin started in the circle and pitched into the second. Cailey Joyce came on and threw the last 4.2 innings. Both players allowed five hits. Joyce struck out two.

### Friday at Coastal Carolina

- Aly Harrell hit her 42nd career home run in the top of the first to get the Herd on the scoreboard and put her into a tie with Stevenson again for second all-time in team history.
- Saige Pye hit a 2-run home run in the third, caught by team manager Jon Crispino, over the centerfield wall. It was her 16th in a Herd uniform and 17th career.
- Sydney Nester pitched the complete game. Struck out eight and gave up just one earned run out of four allowed, her first earned run in a Marshall uniform. Nester took her first Herd loss.
- Coastal scored three runs in the bottom of the sixth to take a 4-3 lead, two runs on an error.
- Harrell finished the game with two hits.
- Madison Whitaker had two hits.

### Saturday vs. South Carolina

- The Gamecocks scored the first four runs through the top of the third.
- Madison Whitaker went down with an injury in the second inning causing a defensive shakeup. Lauren Love was in left and moved to the infield. Kay Kay Kenney entered in left.
- Kenney's first plate appearance of the game came in the bottom of the third following a walk to Grace Chelemen and then a single up the middle by Aly Harrell. Kenney took a 1-I pitch over the fence in center for her first home run of the season and second of her career. The 3-run shot pulled the Herd within one, 4-3.
- Marshall had chances during the game, but could not find the timely hit.
- South Carolina added three more runs in the top of the seventh.
- Sydney Nester earned her second loss of the season, tossing 6.1 innings, allowed

## The Automated ScoreBook Marshall at Coastal Carolina Feb 18, 2022 at Conway, S.C. (St. John Stadium)

Marshall 3 (3-3)										Coastal Carolina 4 (4-2)									
Player	ab	r	h	ri	bb	so	po	a	lob	Player	ab	r	h	ri	bb	so	po	a	lob
CHELEMAN, Grace cf	4	0	0	0	1	0	0	2	0	Roose, Keirstin 3b	3	0	0	0	1	2	0	3	1
HARRELL, Aly 1b	3	2	2	1	0	0	0	0	0	Montoya, Abbey ss	3	0	2	0	0	0	0	1	0
ULRICH, Brooklyn pr	0	0	0	0	0	0	0	0	0	Zana, Riley 2b	3	0	1	0	1	1	6	2	0
PYE, Saige pf	2	1	1	2	1	1	0	0	0	De Jesus, Ylenia dj	3	1	1	0	1	0	1	0	0
ADAMS, Katie c	3	0	0	0	1	6	1	0	0	Jennings, Jaden c	3	0	1	0	1	5	0	2	0
STEVENS, Myia rf	3	0	0	0	1	0	0	2	0	Ellis, Kennedy pr	0	1	0	0	0	0	0	0	0
LOWE, Lauren lf	3	0	0	0	0	1	0	0	0	Janjary, Abby 1b	3	1	2	2	0	0	12	0	0
WHITTAKER, Madison ss	2	0	2	0	1	0	0	0	0	Wrightman, Jay rf	3	0	0	0	0	2	0	1	0
COLEMAN, Alex pr/lf	0	0	0	0	0	0	0	0	0	Hudson, Madison c	2	0	0	0	0	0	0	0	0
MICHAELAS, Camryn 3b	3	0	1	0	0	0	4	0	0	Schreckengost, Shae ph	1	0	0	0	0	0	0	0	0
BROWN, Armani 2b	0	0	0	0	1	2	1	1	0	Elbers, Payton if	3	0	0	2	1	0	2	0	0
NESTER, Sydney ph	0	0	0	0	0	0	1	0	0	Vose, Macy pf	0	1	0	0	0	0	0	1	0
Totals	26	3	6	3	3	5	18	7	5	Beasley/Koko, Kaitlin p	0	0	0	0	0	0	0	2	0
										Totals	27	4	7	4	18	21	12	0	0





# EARLY SEASON TOURNAMENT HIGHLIGHTS - THE BATTLE AT THE BEACH, 2-3 RECORD

## The Automated ScoreBook

Purdue Fort Wayne at Marshall

Mar 03, 2022 at Huntington, W.Va. (Dot Hicks Field)

Purdue Fort Wayne 0 (1-10)

Marshall 11 (9-5)

Player	ab	r	h	rbi	bb	so	po	a	lob	avg
Taryn Jenkins dp	2	0	0	0	0	0	0	0	0	.312
Taylor Wisme lf	1	0	0	0	1	1	0	0	0	.222
Emma McMillan cf	2	0	0	0	2	0	0	0	0	.226
Alise Hale 2b	2	0	0	0	2	1	3	0	0	.179
Brayden Lickey dp	2	0	0	0	0	1	0	0	0	.172
Thais Uyemba 3b	2	0	0	0	2	0	2	0	0	.087
Camryn Mosher c	2	0	0	0	1	2	0	0	0	.080
Brooke Wintland 1b	2	0	0	0	1	8	0	0	0	.000
Ashley Haas rf	2	0	0	0	1	0	0	0	0	.050
Grace Brinkerhoff p	0	0	0	0	0	0	0	0	0	-
Shaina Eyre p	0	0	0	0	0	0	0	0	0	-
Totals	17	0	0	0	1	11	12	7	3	

Player	ab	r	h	rbi	bb	so	a	lob	avg
LOVE, Lauren 2b	2	2	2	4	1	0	2	2	.417
HARRELL, Aly 1b	3	2	2	0	0	3	0	2	.480
PYE, Saige dp	3	2	2	3	0	0	0	0	.366
STEVENS, Mya rf	3	0	1	0	0	0	0	0	.293
KENNEY, Kay Kay lf	0	0	0	0	0	0	0	0	.278
LUCAS, Rielly lf	3	1	1	2	0	0	0	1	.375
ADAMS, Katie c	2	1	1	2	0	6	0	0	.263
FERINGA, Bub 3b	1	0	0	0	0	0	0	0	.273
OWEN, Autumn 3b	1	1	0	0	1	4	0	0	.267
WHITAKER, Madison ph	1	0	0	0	0	0	0	0	.455
MICHALLAS, Camryn ss	2	1	2	0	0	0	1	0	.379
LEE, Amaya pr	1	0	0	0	1	0	0	0	.000

Score by Innings	1	2	3	4	5	R	H	E
Purdue Fort Wayne	0	0	0	0	0	0	0	1
Marshall	10	1	0	0	X	11	12	1

E - Haas, A.(1); MICHALLAS, C.(4); LOB - PUR-FW 3; MAR 3, 2B - HARRELL, A.(3); LUCAS, R.(1); HR - LOVE, Lauren(2); PYE, S.(5); ADAMS, K.(3); SB - COLEMAN, A.(3).

Purdue Fort Wayne	ip	h	r	er	bb	so	ab	bf	era
Grace Brinkerhoff	0.2	9	10	10	1	0	11	12	14.10
Shaina Eyre	3.1	3	1	0	1	2	13	14	7.33

Win - NESTER, S. (6-3). Loss - Brinkerhoff (1-4). Save - None.  
PB - ADAMS, K.(5).

Umpires -  
Start: 3:00 pm Time: 1:35 Attendance: 175  
Weather: Feeling pretty darn good

## The Automated ScoreBook

Winthrop at Marshall

Mar 05, 2022 at Huntington, W.Va. (Dot Hicks Field)

Winthrop 0 (5-14)

Marshall 6 (12-5)

Player	ab	r	h	rbi	bb	so	po	a	lob	avg
MCCALL, Macy cf	3	0	0	0	0	2	0	0	0	0
RIVAS, Paige rf	3	0	0	0	1	0	0	0	0	0
HUTCHERSON, Lauren 2b	3	0	0	0	2	1	2	0	0	0
KING, Lauren 3b	3	0	0	0	2	1	0	0	0	0
TUCKER, Kaitlyn ss	2	0	0	0	2	2	0	0	0	0
MCGALLIARD, Ella ph	0	0	0	1	0	0	0	0	0	0
CYGAN, Courtney dp	2	0	0	0	2	0	0	0	0	0
SMITH, Mackenzie 1b	2	0	1	0	0	1	9	0	0	0
CLARK, Isabella c	1	0	0	0	0	1	0	0	0	0
RODRIGUEZ, Vianca c	1	0	0	0	1	2	0	1	0	0
VANHOUSE, Ashton lf	2	0	0	0	0	2	1	0	0	0
ROY, Bella p	0	0	0	0	0	0	0	0	0	0
BASINGER, Reese p	0	0	0	0	0	0	0	0	0	0
Totals	22	0	2	0	1	11	18	5	2	

Player	ab	r	h	rbi	bb	so	po	a	lob	avg
LOVE, Lauren ss	4	1	3	2	0	0	1	0	0	0
HARRELL, Aly 1b	2	2	1	0	2	0	9	0	1	0
PYE, Saige dp	3	0	0	1	0	1	0	0	0	0
CHELEMEN, Grace pr/lf	0	0	0	0	0	0	0	0	0	0
STEVENS, Mya rf	2	1	0	1	0	1	0	0	2	0
FERINGA, Bub lf/dp	3	0	1	2	0	0	0	0	1	0
ADAMS, Katie c	3	1	0	0	0	10	1	1	1	0
OWEN, Autumn 3b	2	1	1	0	1	0	3	0	0	0
COLEMAN, Alex cf	2	1	0	1	0	1	0	0	0	0
BROWN, Armani 2b	3	0	0	0	0	1	1	3	0	0
NESTER, Sydney p	0	0	0	0	0	0	0	1	0	0
Totals	24	6	6	6	4	3	21	8	5	

Score by Innings	1	2	3	4	5	6	R	H	E
Winthrop	0	0	0	0	0	0	0	2	1
Marshall	2	4	0	0	0	X	6	12	0

E - ROY, B. - DP - WINTHROP 1; LOB - WINTHROP 2; MAR 5, 2B - SMITH, M.(1); LOVE, Lauren 2(5), SF - STEVENSON, M.(1), SB - HARRELL, A.(1); CHELEMEN, G.(2); STEVENSON, M.(2); OWEN, A.(2).

Winthrop	ip	h	r	er	bb	so	ab	bf
ROY, Bella	2.1	3	6	4	1	11	16	
BASINGER, Reese	3.2	3	0	0	0	2	13	13

Win - NESTER, S. (8-3). Loss - ROY, B. (1-5). Save - None.  
WP - ROY, B.(1).

Umpires -  
Start: 11:25 am Time: 1:45 Attendance: 350  
Weather: Sunny and fantastic

## The Automated ScoreBook

Purdue Fort Wayne at Marshall

Mar 04, 2022 at Huntington, W.Va. (Dot Hicks Field)

Purdue Fort Wayne 0 (1-11)

Marshall 10 (5-5)

Player	ab	r	h	rbi	bb	so	po	a	lob	avg
Taryn Jenkins ss	2	0	0	0	0	1	3	3	1	0
Taylor Wisme lf	2	0	0	0	0	1	1	0	0	0
Emma McMillan cf	2	0	1	0	1	0	0	0	0	0
Alise Hale 2b	2	0	0	0	1	2	3	0	0	0
Brayden Lickey dp	2	0	0	0	2	0	0	0	0	0
Thais Uyemba 3b	2	0	0	0	0	1	0	0	0	0
Camryn Mosher c	2	0	1	0	0	3	0	0	0	0
Brooke Wintland 1b	2	0	1	0	0	4	0	0	0	0
Sonia Solis lf	1	0	0	0	1	0	0	0	0	0
Ashley Haas ph/lf	1	0	0	0	1	0	0	0	0	0
Shaina Eyre p	0	0	0	0	0	0	0	0	0	0
Totals	18	0	3	0	0	7	14	7	3	

Player	ab	r	h	rbi	bb	so	po	a	lob	avg
LOVE, Lauren 2b	3	2	0	1	1	0	2	0	2	0
HARRELL, Aly 1b	3	0	2	3	1	0	5	0	0	0
PYE, Saige dp	4	1	3	2	0	0	0	0	0	0
LEE, Amaya pr	0	0	0	0	0	0	0	0	0	0
STEVENS, Mya rf	3	1	2	0	0	0	0	0	2	0
LUCAS, Rielly lf	2	0	0	0	0	0	0	0	0	0
KENNEY, Kay Kay lf	0	0	0	0	1	0	0	0	0	0
ADAMS, Katie c	2	0	0	0	1	7	1	2	0	0
BROWN, Armani pr	0	0	0	0	0	0	0	0	0	0
OWEN, Autumn 3b	1	0	0	0	0	1	0	1	0	0
FERINGA, Bub 3b	2	1	2	0	0	0	0	0	0	0
MICHALLAS, Camryn ss	2	2	1	0	0	0	0	1	0	0
COLEMAN, Alex cf	1	1	1	0	0	1	0	0	0	0
WHITAKER, Madison ph	1	0	0	0	0	0	0	0	0	0
JOYCE, C p	0	0	0	0	0	0	0	0	0	0
Totals	24	8	11	6	4	1	15	3	8	

Score by Innings	1	2	3	4	5	R	H	E
Purdue Fort Wayne	0	0	0	0	0	0	3	0
Marshall	0	0	2	4	8	11	10	0

Note: 2 outs, 2 runners LOB when the game ended.

LOB - PUR-FW 3; MAR 8, 2B - Wintland, B.(1); STEVENSON, M.(6); HBP - MICHALLAS, C. SH - COLEMAN, A.(4).

Purdue Fort Wayne	ip	h	r	er	bb	so	ab	bf
Shaina Eyre	4.2	11	8	7	4	1	24	30

Marshall	ip	h	r	er	bb	so	ab	bf
JOYCE, C.	5.0	3	0	0	0	7	18	18

Win - JOYCE, C. (3-2). Loss - Eyre, S. (0-3). Save - None.  
WP - Eyre, S.(4); HBP - by Eyre, S. (MICHALLAS, C). PB - Mosher, C.(1).

Umpires -  
Start: 11:00 am Time: 1:38 Attendance: 250  
Weather: Sunny and feeling better

## The Automated ScoreBook

MD Eastern Shore at Marshall

Mar 05, 2022 at Huntington, W.Va. (Dot Hicks Field)

MD Eastern Shore 1 (1-12)

Marshall 14 (13-5)

Player	ab	r	h	rbi	bb	so	po	a	lob	avg
KRESLEY,Tatum cf	3	0	1	0	0	2	1	0	0	0
ABLEY,Mckenzie 2b	3	0	0	0	1	2	1	0	0	0
GARCIA,Julia 3b	2	0	1	0	1	1	0	1	0	0
EKSTROM,Kelsie ss	2	0	0	0	2	1	1	0	0	0
MILLER,Rebecca c	2	0	1	0	0	0	0	0	0	0
MERRIWETHER,Ryan 1b	2	0	0	0	2	2	0	0	0	0
ROBERTS,Kaylin lf	2	1	1	0	0	0	1	0	0	0
STERLING,Kaylin rf	1	0	1	0	0	2	0	1	0	0
MOUNTAIN,Nola dp	2	0	1	0	0	0	0	0	0	0
LEHMAN,Kylee p	0	0	0	0	0	0	1	0	0	0
BALLENGER,Ameerah p	0	0	0	0	0	0	0	0	0	0
Totals	19	1	5	1	0	6	12	4	4	

Player	ab	r	h	rbi	bb	so	po	a	lob	avg
LOVE, Lauren ss	4	2	2	2	0	0	2	1	2	0
HARRELL, Aly 1b	3	2	3	3	0	0	3	0	0	0
LEE, Amaya pr	0	1	0	0	0	0	0	0	0	0
PYE, Saige dp	4	1	3	0	0	0	0	0	0	0
STEVENS, Mya rf	2	2	2	4	1	0	0	0	0	0
FERINGA, Bub 3b	4	1	1	2	0	0	0	1	0	0
LUCAS, Rielly lf	1	1	0	0	0	2	0	0	0	0
CHELEMEN, Grace lf	0	0	0	0	0	0	0	0	0	0
OWEN, Autumn c	3	1	2	0	0	6	0	1	0	0
COLEMAN, Alex cf	1	1	0	0	0	1	0	0	0	0
KENNEY, Kay Kay ph/cf	2	1	1	3	0	1	0	0	0	0
BROWN, Armani 2b	2	1	2	0	1	0	2	2	0	0
JOYCE, C p	0	0	0	0	0	0	1	0	0	0
Totals	26	14	16	14	4	1	15	4	6	

Score by Innings	1	2	3	4	5	R	H	E
MD Eastern Shore	0	0	0	0	1	1	5	1
Marshall	9	0	2	3	X	14	16	1

E - BALLENGER,A.(4); LOVE, Lauren(3); DP - MDSSB 1; LOB - MDSSB 4; MAR 6, 2B - ROBERTS,T.(1); HARRELL, A.(4); STEVENSON,M.(8), 3B - KRESLEY,T.(2); K



# EARLY SEASON TOURNAMENT HIGHLIGHTS - MARCH MADNESS, 3-0 RECORD

## The Automated ScoreBook

Fairfield at Marshall

Mar 11, 2022 at Huntington, W.Va. (Dot Hicks Field)

Fairfield 0 (4-8)

Marshall 8 (14-5)

Player	ab	r	h	bb	so	po	a	lob
Wright, Evie lf/rf	3	0	0	0	1	0	0	0
Rubin, Mikayla 2b	3	0	0	0	2	3	1	0
Sekula, Kasey 3b	0	0	0	0	0	0	0	0
Hoffman, Kaitlin cf	2	0	0	0	0	2	0	0
Warren, Charli lf	0	0	0	0	0	0	0	0
Forbes, Megan 1b	1	0	0	1	1	4	1	0
Updegraff, Haley rf/cf	2	0	0	0	0	2	0	0
Bridgman, Allie c	2	0	0	0	1	2	0	0
Robicheau, Madison ss	2	0	0	0	2	1	0	0
Westford, Drew d	2	0	0	0	1	0	0	0
Sylvestre, Morgan 3b/2b	2	0	1	0	0	2	0	0
Rhinehart, Lauryn p	0	0	0	0	0	1	0	0
Kudlack, Katie p	0	0	0	0	0	0	0	0
Totals	19	0	1	0	1	0	15	9

Score by Innings	1	2	3	4	5	6	7	R	H	E
Fairfield	0	0	0	0	0	0	0	0	1	0
Marshall	0	1	0	2	3	2	8	13	0	0

Note: None out, 1 runner LOB when the game ended.

LOB - FFD 2; MAR 6 - LOVE, Lauren(6); HARRELL, A.(5); FERLINGA, B.(3); OWEN, A.(2); BROWN, A.(1); HR - HARRELL, A.(3); STEVENSON, M.(5).

Fairfield	ip	h	r	er	bb	so	ab	bf
Rhinehart, Lauryn	4.0	7	5	5	2	2	19	21
Kudlack, Katie	1.0	6	3	3	0	0	8	8

Win - NESTER, S. (9-3). Loss - Rhinehart (0-2). Save - None.

Umpires -  
Start: 11:50 am Time: 1:26 Attendance: 150  
Weather: Feeling so good, lovely sun  
Rhinehart faced 2 batters in the 5th.  
Kudlack faced 3 batters in the 6th.



Armani Brown was 3-for-3, scored once, and drove in a career-high 3 runs in the 8-0 win over Fairfield.

## The Automated ScoreBook

Norfolk State at Marshall

Mar 11, 2022 at Huntington, W.Va. (Dot Hicks Field)

Norfolk State 6 (10-11)

Marshall 7 (15-5)

Player	ab	r	h	bb	so	po	a	lob
POTTER, Lily 2b	4	1	2	1	0	1	3	2
GUICKIN, Alison lf	4	1	2	0	0	1	2	0
JOSEFA, Tuli dp	4	0	1	0	2	0	0	0
JESSIE, Hannah pr	0	0	0	0	0	0	0	0
VAUGHAN, Gabby 1b	3	0	0	1	1	8	0	1
HICKS, Kenna 3b	1	1	1	0	2	0	0	1
GOSMAN, Gabby pr/3b	1	1	0	0	0	0	1	0
MOORE, Imani cf	3	1	1	0	1	1	0	2
GILBRATH, Rylic c	4	1	1	0	0	3	1	3
JOHNSON, Morgan ss	2	0	0	1	0	1	0	0
DAVIS, Yrall rf	3	1	2	1	0	1	0	0
VALLEJO, Joana p	0	0	0	0	0	0	0	0
ROBINSON, Alexis p	0	0	0	0	0	0	1	0
ANDERSEN, Cam p	0	0	0	0	0	0	1	0
Totals	29	6	11	4	4	7	18	9

Score by Innings	1	2	3	4	5	6	7	R	H	E
Norfolk State	0	6	0	0	0	0	0	6	11	1
Marshall	2	2	1	0	2	0	X	7	11	1

E - POTTER, L.(5); OWEN, A.(4); DP - MAR 1 - LOB - NSU 7; MAR 8 - 2B - POTTER, L.(6); GILBREATH, R.(2); DAVIS, Y.(1); LOVE, Lauren(7); HARRELL, A.(6); WHITAKER, M.(1); SH - JOHNSON, M.(3); BROWN, A.(3); SB - GUICKIN, A.; VAUGHAN, G.(1); STEVENSON, M.(3); CS - GUICKIN, A.(4).

Norfolk State	ip	h	r	er	bb	so	ab	bf
VALLEJO, Joana	0.1	1	2	2	1	1	2	3
ROBINSON, Alexis	2.0	7	3	2	1	1	12	14
ANDERSEN, Cam	3.2	3	2	2	2	1	14	16

Win - MCCOWN, B. (1-0). Loss - ANDERSEN, C.(0-4). Save - NESTER, S. (2). WP - VALLEJO, J.(2); ANDERSEN, C.(10); FERLINGA, B.(1).

Umpires -  
Start: 1:50 Time: 2:11 Attendance: 150  
Weather: So nice, why can't it stay?

## The Automated ScoreBook

Fairfield at Marshall

Mar 13, 2022 at Huntington, W.Va. (Dot Hicks Field)

Fairfield 4 (4-9)

Marshall 8 (16-5)

Player	ab	r	h	bb	so	po	a	lob
Warren, Charli lf	2	0	0	0	0	2	0	0
Wright, Evie lf	0	0	0	0	0	2	0	0
Brown, Tabitha lf	1	0	0	0	1	0	0	0
Rubin, Mikayla 2b	3	1	1	0	1	0	8	2
Hoffman, Kaitlin cf	3	1	1	0	2	0	0	0
Forbes, Megan 1b	2	0	0	0	1	3	0	1
Rhinehart, Lauryn 1b	1	0	0	0	0	6	0	0
Updegraff, Haley rf	3	2	2	2	0	1	3	0
Westford, Drew c	3	0	0	0	2	1	0	0
Sylvestre, Morgan 3b	2	0	0	0	1	1	0	0
Sekula, Kasey pty/3b	1	0	0	0	1	0	0	0
Cohen, Ava dp	1	0	0	1	1	0	0	0
Robicheau, Madison ss	3	0	0	0	1	0	1	1
Bridgman, Allie p	1	0	0	0	0	1	0	1
Taylor, Bailey p	0	0	0	0	0	0	0	0
Kudlack, Katie p	0	0	0	0	0	0	0	0
Totals	26	4	4	3	2	15	18	10

Score by Innings	1	2	3	4	5	6	7	R	H	E
Fairfield	0	1	3	0	0	0	0	4	4	0
Marshall	0	1	1	4	2	0	X	8	11	1

E - WHITAKER, M.(5); LOB - FFD 4; MAR 11 - Rubin(2); PYE, S.(4); STEVENSON, M.(9); OWEN, A. 2(4); HR - Updegraff(2); LOVE, Lauren(3); PYE, S.(6); HBP - Wright; LUCAS, R. - SB - Hoffman(5); Updegraff(3); Westford(1); Cohen(1); STEVENSON, M.(4); OWEN, A.(3).

Fairfield	ip	h	r	er	bb	so	ab	bf
Bridgman, Allie	2.1	4	2	3	0	0	11	15
Taylor, Bailey	1.0	4	4	1	0	7	8	8
Kudlack, Katie	2.2	3	2	2	3	0	11	14

Win - NESTER, S. (10-3). Loss - Taylor (1-3). Save - None. WP - NESTER, S.(5); HBP - by Bridgman (1-3); by NESTER, S. (Wright).

Umpires -  
Start: 3:15 pm Time: 2:25 Attendance: 150  
Weather: It is still cold, dam

## Highlights from Thundering Herd March Madness

### Friday vs. Fairfield

- Sydney Nester threw a 1-hitter picking up her ninth win and seventh shutout of the season. She struck out 6.
- Armani Brown went 3-for-3 at the plate, scored once and recorded a career-high 3 RBI. She tallied her 100th career hit on her first hit of the game.
- Aly Harrell was 2-of-4 with 3 RBI. It was her 49th career multi-hit game & 38th career-multi-RBI game.
- Mya Stevenson collected two hits and drove in two runs, hitting her fifth home run of the season & 45th of her career.
- Autumn Owen reached base safely all three times at the plate going 2-for-2 with a double, one walk and scored two runs.
- The defense made great plays all game long behind Nester in the win. Marshall had zero errors.
- Lauren Love recorded all three outs in the top of the third. The Herd rolled through the inning in just 4 pitches.
- Aly Harrell hit her 43rd career home run to lead off the bottom of the fourth. Two batters later, Stevenson smashed her 45th for a two-run shot. It was the 4th time this season that MU has hit 2 or more HRs in the same inning.
- Aly Harrell hit the game-endor with the Herd's fifth double of the contest, driving in Brown and Love to get to 8-0 in the 6th.

### Friday vs. Norfolk State

- Marshall overcame a 6-2 deficit after the top of the second to defeat the Spartans 7-6. All three of the meetings with Norfolk State have involved Marshall coming back from trailing for a win.
- Cailey Joyce had the start was relieved in the second inning. Bub Feringa came in from left field to pitch and last through the fourth. Feringa ended the fourth with a catch back in the circle that left the bases loaded.
- Brianna McCown saw her first action of the season in the circle after dealing with an injury from the fall semester. McCown came on in relief to start the fifth inning and blew through the Spartan batters. She retired the side in just 9 pitches and tallied her first strikeout of the year on the second batter. McCown earned the win as she was the pitcher of record when Marshall took the lead in the bottom of the fifth.
- Sydney Nester pitched the sixth and seventh innings and struck out three of the six batters faced to earn the save.
- The Herd's defense ended the game with a 5-4-3 double play. With a runner at first, and one out, Madison Whitaker scooped up a grounder at third and threw to Armani Brown at second for one out. Brown then turned to Harrell at first in time to complete the double play.
- MU got within one run in the 3rd inning on a dropped pop fly. The bases were loaded with just one out, Rielly Lucas popped up to second base. Infield fly rule was called by the umpire to retire Lucas, and then the ball was dropped. Autumn Owen quickly sprinted home and touched the plate before the tag.
- MU gained the lead in the fifth. Owen scored from third on a wild pitch to tie the game. Whitaker then scored the go-ahead run on a double from Lauren Love with two outs.
- Aly Harrell was 3-of-4 for her 50th career multi-hit game. She scored 2 runs, her 23rd career multi-run game.
- Autumn Owen was 2-of-3 at the plate and had one walk. She had reached base safely 6-straight times going back to game one vs. Fairfield. She was finally retired in the sixth inning on a ground out that ricocheted off the pitcher's glove directly over to first base.
- Alex Coleman had two hits, her first career multi-hit game.

### Sunday vs. Fairfield

- Sydney Nester overcame a rough start, allowing four runs through the first three innings, to shut down Fairfield for her 10th win of the season. Nester struck out the last seven batters she faced and finished the game with a season-high 15, which also tied her career-best.
- Marshall collected 11 hits, its 4th-straight game with double-digit hits, tied for the 3rd-longest streak since 2000. The team record is 6-straight games April 2-9, 2014. Once against Radford (10), 3x at MTSU (12, 15, 10) and 2x at Northern Kentucky (19, 14).
- Autumn Owen reached base safely all 4 times going 3-for-3 with two doubles and one walk. Owen drove in 2 runs and set a career-high with 16 putouts on defense. It was the 4th-straight game of 2 or more hits for Owen, tied for the 4th-longest streak in team history.
- Mya Stevenson was 3-of-4 at the plate and hit her team-leading ninth double of the year. She drove in two runs in the fifth to give the Herd an 8-4 lead.
- Saige Pye was 2-of-3 with a 2-run home run, a double and a walk. Pye set a career-high with 3 runs scored.
- Lauren Love overcame a rough day at the plate to hit a 2-run homer in the fourth inning to tie the game at 4-4. Pye then hit her 2-run homer to give MU the lead. It was the fifth time this season that the Herd at least 2 homers in the same inning.
- Aly Harrell was walked once bringing her career total to 146. She needs just one more to tie Rachel Folden for the most in team history.



## Megan Smith

Head Coach  
4th Season  
North Carolina '99



Megan Smith Lyon enters her fourth season in 2022 leading the Marshall softball team after being hired as the program's fourth head coach on July 25, 2018. Coach Smith Lyon became the fastest to reach 50 wins in program history, needing just 76 games to get there, as she earned her 50th at Marshall with a dominating 8-0 win in five innings over Rhode Island on Feb. 23, 2020.

Coach Smith Lyon's record at Marshall is 113-58, a .661 winning percentage, and 506-323 overall (16 years). She earned her 100th win at Marshall on April 1, 2022 vs. Charlotte (11-4) in her 151st game. Faster than any other coach in team history, Smith Lyon picked up her 500th career victory on April 15, 2022 with a 3-2 victory over FIU at Dot Hicks Field.

Despite no postseason awards been given out in 2020 due to the season being canceled, in her tenure Smith Lyon has had eight players named all-conference, nine C-USA player/pitchers of the week and four all-region. Her players have starred in the classroom as well with players named to the C-USA Commissioner's Honor Roll 45 times, seven receiving the Academic Medal, and 10 as NFCA Academic All-Americans.

Smith Lyon carried her team through a difficult year in 2021 dealing with restrictions from the COVID-19 pandemic, and still finished with a winning record of 20-13. The Herd still ranked among the nation's best in doubles per game (seventh), home runs per game (12th), slugging percentage (16th), on base percentage (23rd) and scoring (27th).

Marshall was off to a record-breaking start offensively in 2020 before the year came to an abrupt end after 25 games, due to the cancellation of the season from the outbreak of the COVID-19 virus. The Herd was on pace to eclipse records that were set just the season before. As a team Marshall was batting .357, slugging .643, an on base percentage of .440, and was leading the nation in home runs per game with 1.92 (48 total). The team was on pace to hit the century mark in homers by the end of the regular season. The offensive onslaught started from the beginning of the year and picked up pace during the Pirate Classic (Feb. 28-March 1) as Marshall blasted 15 home runs in five games. The Herd tied its single-game record of five home runs twice. The first time came against the Delaware State Hornets (Feb. 28) and then at No. 11 Kentucky (March 11). Marshall was seventh in the nation in scoring with 7.56 runs per game, with the old team record of 5.40 set in 2015. Other per game averages that displayed the Herd's offensive prowess included 9.84 hits (old record 9.28 in 2015), 1.64 doubles (1.40 set in 2008), 6.96 RBI (4.88 set in 2019), 17.72 total bases (12.31 set in 2017), and 3.48 walks per contest (3.44 set in 2019). Marshall had eight wins by the mercy rule, tied for third-most in a season (2006) in team history.

Coach Smith led a big turnaround for the Herd with a 17-win improvement (tied for second-best in program history) at 42-22.

Her first season with the Herd was a record-breaking one along with leading the team to the Conference USA Championship game for the first time since 2014 as the No. 4 seed in the tournament. Following the 3-1 championship game loss to No. 2 seed Louisiana Tech, Marshall received an invite to the National Invitational Softball Championship and played in the Lynchburg, Va., Regional. Again Marshall fought its way into the regional championship game before falling to the host Liberty Flames. The Herd ended the season tying the record for most wins in a season with 42.

Coach Smith won her debut game for the Green and White with a 5-2 victory over UC-Riverside (Feb. 8) in San Diego, Calif. She earned her 400th career coaching victory with a 10-1 win against Presbyterian (Feb. 16). The Herd finished the early part of the season with a 17-6 record before diving into Conference USA action. Marshall was predicted to finish eighth in the preseason coaches' poll but battled through to a 17-7 record with the series win in 7-of-8 conference matchups. The Herd played well at home with a 13-6 record including two walk-off victories at the Dot in conference action against WKU and Louisiana Tech.

During the season, the team as well as individual players were ranked nationally in many statistical categories. By the end of the season Marshall was ranked in the top 100 in home runs (19th), shutouts (tied for 21st), slugging percentage (27th), on base percentage (40th), runs per game (45th), winning percentage (51st) and fielding percentage (97th). Individually Aly Harrell led the country in total walks (68) and combined free passes with 85 (68 walks and 17 hit-by-pitches). Sierra Huerta led the nation

in hit-by-pitches with 30 which was also good for 12th most all-time in NCAA history. Freshman Mya Stevenson led all freshman across Division I with 20 homers. Marshall players in total ranked in the top 50 in the country 17 times by the end of the 2019 season.

The 2019 Marshall softball team broke or tied 15 team records and 15 individual records.

### Team Records:

Most postseason games played – 10, previous record of six in 2013 & 2017  
Most games played – 64, previous record of 62 set in 1996  
Highest slugging percentage – .489, previous record of .465 set in 2008  
Most runs scored – 339, previous record of 282 set in 2014  
Most doubles – 83, previous record of 80 set in 2005  
Most home runs – 79, previous record of 52 set in 2008  
Most RBI – 312, previous record of 244 set in 2008  
Most total bases – 785, previous record of 669 set in 2008  
Most walks – 220, previous record of 166 set in 2007  
Most hit-by-pitches – 74, previous record of 51 set in 2010  
Most shutouts – 16, previous record of 15 set in 1997  
Most times back-to-back home runs in a season – 4  
Tied for most wins – 42, set in 2017  
Tied for most triples – 13, set in 2017  
Tied most home runs in a game – 5 vs. Presbyterian, set in 2014 at Northern Kentucky

### Individual Records:

On base percentage single-season and career – Aly Harrell .578 season and .539 career  
Games played and started – 64 Aly Harrell and Sierra Huerta  
Triples – 7 Blakely Burch  
Home runs – 20 Mya Stevenson (also freshman record)  
Walks – 68 Aly Harrell  
Hit-by-pitches – 30 Sierra Huerta  
Total bases by freshman – 130 Mya Stevenson  
Putouts – 459 Aly Harrell  
Cycle – Mya Stevenson at Charlotte, first ever in program history  
Tied walks in a game – 4 Aly Harrell  
Tied hit-by-pitches in a game – 3 Aly Harrell  
Longest streak of games with at least one RBI – 10 Aly Harrell

Smith, who sported a career record of 393-265 prior to coming to Marshall, led the Jayhawks to six consecutive 30-win seasons and back-to-back appearances in the NCAA Tournament in 2014 and 2015 during her nine seasons at the helm. The 2015 campaign yielded the first 40-win season for the program in 23 years, the best start in school history for the second time in her tenure (12-0) and seven consecutive weeks in the top 25. Her 2013 team recorded the program's highest winning percentage (.680) in 21 years, broke the Big 12 record for batting average (.345), the highest mark in the NCAA that season. In 2012, Kansas had a 20-game win streak and, the year before, boasted an 11.5 game won-loss record improvement, the 16th-best turnaround in NCAA history. The 26-3 mark to open the 2011 season was also the best start in the program's history.

"I am extremely honored and excited to be a part of the Marshall family," said Smith. "There is such a strong history and tradition of success within the softball program and I am humbled to now be a part of that. I want to thank Mike Hamrick for this incredible opportunity for me and my son Cooper. I am eager to get to know the players and to get started this fall!"

At Kansas, she coached one All-American, one academic All-American, 20 All-Big 12 selections, 20 NFCA (National Fastpitch Coaches Association) All-Region selections, 50 All-Big 12 Academic Team honorees, three Big 12 Scholar Athletes of the Year and three student-athletes taken in the NPF (National Pro Fastpitch) Draft. The program also set single-season fielding percentage (2014, .979-second-highest nationally) and home run records during her time as head coach (60, 2011).

Prior to her time in Lawrence, Smith was an assistant for LSU for three seasons, where she helped the Tigers in winning the 2007 SEC Tournament and the Stanford Regional in the NCAA Tournament en route to 55 wins. LSU finished the regular season ranked third in the ESPN/USA Today poll. The following season, the Tigers picked up 44 wins on their way to a #9 national seed in the NCAA Tournament. During her tenure, she mentored two All-Americans and five NFCA All-South Region honorees.



Smith started the softball program at Western Carolina and posted a 41-20 record in WCU's inaugural season, earning 2006 Southern Conference Coach of the Year honors, while leading the Catamounts to the league's regular season title. That season, five student-athletes garnered first-team all-league acclaim, with another on the second team and two more were tabbed on the NFCA Southeast All-Region second team. She also coached the conference's 2006 Pitcher of the Year and Freshman of the Year. WCU broke the league's single-season home run record (81) that year, part of an explosive offensive season for the program (third in the nation in home runs per game, 14th in slugging percentage, 19th in scoring).

She also had assistant coaching stops at her alma mater North Carolina (2004), where she helped the Tar Heels reach the NCAA Tournament, and at Charlotte in 2003.

Her first head coaching position came at Young Harris College in Georgia,

where she put up a 79-41 record over two seasons.

"We are very much looking forward to Megan leading our softball program," said Marshall Director of Athletics Mike Hamrick. "She is a proven winner and has a reputation for helping mold top-quality student-athletes. Our program is eager for her arrival in Huntington."

Smith, who was an NCAA Division I Softball Committee member (2016-18, graduated from North Carolina in May 1999 with a Bachelor of Arts in Physical Education and Recreation Studies. She received her Master of Science in Human Performance and Sport Studies from Tennessee in August of 2000.

A Walkertown, N.C. native, Smith and the late Paul Buske have one son, Cooper. Smith and assistant coach Corey Lyon, married on May 22, 2020.

## COACH SMITH YEAR-BY-YEAR

Year	School	Record	Conference	Post Season
2001	Young Harris	34-25		NJCAA Regional Runner-up
2002	Young Harris	45-16		NJCAA Regional Runner-up
2005	W. Carolina	0-0		Start of the program
2006	W. Carolina	41-20	16-4	1st Southern Conference
2010	Kansas	21-35	2-16	10th Big 12
2011	Kansas	31-22	2-16	10th Big 12
2012	Kansas	31-20	6-17	9th Big 12
2013	Kansas	34-16	9-8	4th Big 12
2014	Kansas	34-23	7-11	5th Big 12/NCAA Regionals (1-2)
2015	Kansas	40-15	8-10	5th Big 12/NCAA Regionals (2-2)
2016	Kansas	31-20	8-9	4th Big 12
2017	Kansas	24-28	3-14	7th Big 12
2018	Kansas	27-25	2-16	7th Big 12
2019	Marshall	42-22	17-7	4th C-USA/C-USA Tourn. Runner-Up/NISC Lynchburg Regional Runner-Up (3-2)
2020	Marshall	18-7	0-0	Remainder of season was canceled due to COVID-19 pandemic
2021	Marshall	20-13	8-8	7th C-USA, Abbreviated season due to COVID-19
2022	Marshall	33-16	15-9	4th C-USA
Record 16 yrs		506-323	103-145	
Record Div I 13 yrs		427-280	103-145	
at Young Harris 2 yrs		79-41		
at Western Carolina 1 yr		41-20	16-4	
at Kansas 9 yrs		273-204	47-117	
At Marshall 4 yrs		113-58	40-24	





In memory of **Emileigh Cooper** (three photos to the right), who the Herd Family tragically lost in February of 2016, the Marshall softball team established the Warrior Award in 2017, that will be given out each year to the player that best personifies the qualities that Cooper held as a member of the Herd from 2012 to 2015.

As a senior in 2015, Cooper roared to the forefront as a leader for Marshall, batting .434 and being named second team All-Conference USA. From walk-on to All-Conference performer, Cooper knew how to get her teammates fired up and ready on game day..... (Pause in video for WEARE clip)..... In 2015, players were told to pick one word that held significant meaning to them and Cooper chose "Warrior". Her identity statement for that season was "I am a confident Warrior, I am the fire in C-USA that will always keep burning." On March 13, 2015 at Dot Hicks Field, Cooper came to plate in the 10th inning with Rebecca Myslenski at first, as Marshall was locked against WKU in a scoreless game. Before Emileigh went up to the plate she turned around and looked at teammate Elicia D'Orazio who was due up next and said, "Don't worry about getting ready. I'm going to end this now." Two pitches later she did just that hitting a walk-off home run. A Warrior.

Rebecca Myslenski won the inaugural Warrior Award in 2017 as a member of the MUSB Family who stuck through major injuries, being medically disqualified, and stayed with the team taking on a major role with the staff. Myslenski played sparingly during her freshman and sophomore seasons due to knee injuries. However, when she was in the game she could be relied on to make the tough plays, especially while playing at first base. She had to stop playing after her sophomore year, but instead of leaving the team or Marshall, Myslenski came back as a student assistant and helped the Herd over the next two years in many capacities. She still kept a great attitude despite not being able to play, and did whatever she could to help MUSB.

Madi Marshall won the award in 2018. The senior showed grit and fight while struggling through some health issues to always have a great attitude and could keep the team in great spirits. Madi's electric personality was well in line with Cooper's as Madi was able to learn from Cooper during Madi's freshman year in 2015. She kept a smile on her face even when not in the starting lineup and again would do whatever was needed to help MUSB. Madi played second base, outfield, came in as a pinch runner or a pinch hitter. She hit the only home run of her career as a grand slam against FIU during senior weekend in 2016. Madi also set a team record as a pinch runner, scoring a run in 10-straight contests in 2017.

Hayden Ellis earned the honor in 2019. The senior catcher battled through adversity on and off the field. She stuck with the Herd backing up Taylor McCord at catcher through her first three years. As a senior, Hayden fought her way back from a shoulder injury that took away most of her junior season to have a career year. She set career-highs in every category

and even had an explosive weekend against Louisiana Tech at home. During the Saturday doubleheader, as the Herd celebrated its Strikeout Cancer Day, Hayden belted three home runs in the two games with her father in attendance who had going through his cancer battle. The next day, on Emileigh Cooper Day, she was given the Warrior Award on the field before the series finale.

Due to the COVID-19 pandemic cutting the season short after just 25 games, no Warrior Award was given in 2020.

Blakely Burch won the award in 2021. The redshirt senior fought back from a serious knee injury that ended her 2020 season early, even before it ended for everyone else. Blakely came to Huntington in the summer of 2017 after spending her freshman season at USC Upstate. Over the next four years, Blakely developed into a leader on and off the field, and came through clutch in many situations. She starred in the 2019 setting the team record for triples in a season with seven. Blakely had two walkoffs in her career with one in 2020 against East Tennessee State, and a 2-run double to defeat Louisiana Tech on, none other than Emileigh Cooper Day. She worked her way back from surgery, while also finishing school, planning a wedding and getting accepted into the nursing program at Jacksonville. Her fire and passion was always present on the field and in the dugout, and will forever have a permanent place in Marshall Softball History.

Aly Harrell won the award in 2022. The fifth-year senior has displayed her love of the game, her team, teammates and her school since she walked through the door. An extremely talented hitter with an incredible eye at the plate, Harrell could have left Marshall for her fifth year of eligibility, but had no hesitation in coming back to the Herd for 2022. She is one of the first to celebrate her teammates successes as she can always be found with a big smile and welcoming arms. Her ability at the plate to draw walks has led to many RBI opportunities for her teammates. Harrell's name can be found throughout the MUSB record book and her legacy will be one of the greatest on and off the field. She will go down as one of the best to ever suit up for the Green & White.

## Warrior Award Winners

- 2017 - Rebecca Myslenski
- 2018 - Madi Marshall
- 2019 - Hayden Ellis
- 2020 - No award given (COVID-19)
- 2021 - Blakely Burch
- 2022 - Aly Harrell



2017 Warrior Award winner Rebecca Myslenski with Emileigh Cooper's family (left side).



2018 Warrior Award winner Madi Marshall with Cooper's sister & mom as well as her own parents.



2019 Warrior Award winner Hayden Ellis with Cooper's parents, her own family & MUSB.



2021 Warrior Award winner Blakely Burch after a special ceremony at the Pullman Plaza Theater.



2022 Warrior Award winner Aly Harrell with Emileigh Cooper's parents Butch and Jody.



# 2022 STATS OVERALL

## The Automated ScoreBook Overall Statistics for Marshall (as of May 09, 2022) (All games Sorted by Batting avg)

Record: 33-16 Home: 20-1 Away: 7-11 Neutral: 6-4 C-USA: 15-9

Player	avg	gp-gs	ab	r	h	2b	3b	hr	rbi	tb	slg%	bb	hp	so	gdp	ob%	sf	sh	sb-att	po	a	e	fld%
43 HARRELL, Aly	.424	49-49	132	37	56	11	0	9	32	94	.712	39	17	11	0	.596	0	0	1-1	317	6	3	.991
16 PYE, Saige	.364	49-49	151	37	55	8	0	18	48	117	.775	17	5	23	1	.443	1	0	0-0	0	0	0	.000
23 STEVENSON, Mya	.364	49-49	143	37	52	12	0	18	53	118	.825	16	6	22	0	.440	3	0	8-10	29	2	2	.939
0 OWEN, Autumn	.344	47-45	131	31	45	9	0	7	21	75	.573	17	0	28	2	.413	2	0	7-8	71	88	9	.946
77 WHITAKER, Madison	.333	35-30	81	10	27	7	0	1	8	37	.457	8	4	8	0	.419	0	3	0-1	48	42	11	.891
1 CHELEMEN, Grace	.307	46-38	127	21	39	8	1	0	16	49	.386	10	0	15	0	.355	1	4	7-7	44	4	3	.941
9 LOVE, Lauren	.294	41-36	109	22	32	9	0	3	27	50	.459	12	3	9	1	.376	1	5	1-1	37	26	3	.955
28 KENNEY, Kay Kay	.235	35-13	51	11	12	2	1	1	8	19	.373	4	3	15	1	.328	0	0	1-1	16	0	1	.941
44 ADAMS, Katie	.228	45-45	123	24	28	11	0	6	26	57	.463	15	5	16	3	.336	0	1	0-0	294	34	6	.982
3 BROWN, Armani	.200	45-41	85	16	17	2	0	0	7	19	.224	6	0	13	0	.250	1	6	5-5	33	56	7	.927
20 MICHALLAS, Camryn	.367	14-13	30	7	11	1	0	0	5	12	.400	0	1	4	1	.387	0	0	1-1	10	19	4	.879
4 COLEMAN, Alex	.324	30-17	34	14	11	0	0	0	4	11	.324	3	0	2	0	.378	0	5	4-4	13	0	1	.929
48 FERINGA, Bub	.293	21-11	41	6	12	4	0	1	9	19	.463	1	0	2	1	.302	1	0	0-0	5	15	0	1.000
13 LUCAS, Rielly	.261	21-6	23	6	6	1	0	0	7	7	.304	10	1	3	0	.500	0	0	0-0	0	0	0	.000
7 LEE, Amaya	.000	35-0	1	15	0	0	0	0	0	0	.000	0	0	1	0	.000	0	0	0-0	0	0	0	.000
49 ULRICH, Brooklyn	.000	7-0	0	2	0	0	0	0	0	0	.000	1	0	0	0	1.000	0	0	1-1	1	0	0	1.000
Totals	.319	49	1262	296	403	85	2	64	271	684	.542	159	45	172	10	.411	10	24	36-40	926	346	53	.960
Opponents	.239	49	1189	162	284	46	6	31	145	435	.366	99	22	355	4	.306	13	21	78-85	899	369	38	.971

LOB - Team (306), Opp (255). DPs turned - Team (13), Opp (21). CI - Team (0), Opp (1).

### (All games Sorted by Earned run avg)

Player	era	w-l	app	gs	cg	sho	sv	ip	h	r	er	bb	so	2b	3b	hr	b/avg	wp	hp	bks	sfa	sha
21 NESTER, Sydney	1.73	24-9	39	31	28	11/0	3	210.2	149	73	52	56	284	23	4	13	.192	11	10	0	5	13
48 FERINGA, Bub	3.64	1-0	11	2	0	0/0	0	25.0	35	20	13	14	11	6	0	0	.330	3	2	0	3	1
22 MCCOWN, Brianna	4.09	3-4	10	5	1	0/0	0	25.2	29	20	15	12	22	3	0	5	.279	3	2	0	1	3
14 JOYCE, C.	6.08	5-3	13	10	3	1/0	0	38.0	57	36	33	13	32	13	2	11	.352	2	4	0	4	3
34 BLESSIN, Ashley	9.00	0-0	5	1	0	0/0	0	9.1	14	13	12	4	6	1	0	2	.341	0	4	0	0	1
Totals	2.83	33-16	49	49	32	12/0	3	308.2	284	162	125	99	355	46	6	31	.239	19	22	0	13	21
Opponents	6.19	16-33	49	49	12	4/2	5	299.2	403	296	265	159	172	85	2	64	.319	31	45	0	10	24

PB - Team (20), ADAMS, K. 20, Opp (7). Pickoffs - Team (1), ADAMS, K. 1. SBA/ATT - ADAMS, K. (69-75), NESTER, S. (53-54), FERINGA, B. (9-12), MCCOWN, B. (10-11), OWEN, A. (9-10), BLESSIN, A. (2-4), JOYCE, C. (4-4).

## The Automated ScoreBook Overall Statistics for Marshall (as of May 09, 2022) (All games Sorted by Fielding pct)

Player	c	po	a	e	fld%	dp	sba	csb	sba%	pb	ci
48 FERINGA, Bub	20	5	15	0	1.000	1	9	3	.750	0	0
22 MCCOWN, Brianna	7	1	6	0	1.000	0	10	1	.909	0	0
14 JOYCE, C.	6	2	4	0	1.000	1	4	0	1.000	0	0
34 BLESSIN, Ashley	5	0	5	0	1.000	0	2	2	.500	0	0
49 ULRICH, Brooklyn	1	1	0	0	1.000	0	0	0	.000	0	0
43 HARRELL, Aly	326	317	6	3	.991	7	0	0	.000	0	0
44 ADAMS, Katie	334	294	34	6	.982	0	69	6	.920	20	0
9 LOVE, Lauren	66	37	26	3	.955	1	0	0	.000	0	0
0 OWEN, Autumn	168	71	88	9	.946	2	9	1	.900	0	0
1 CHELEMEN, Grace	51	44	4	3	.941	4	0	0	.000	0	0
28 KENNEY, Kay Kay	17	16	0	1	.941	0	0	0	.000	0	0
23 STEVENSON, Mya	33	29	2	2	.939	1	0	0	.000	0	0
21 NESTER, Sydney	47	5	39	3	.936	0	53	1	.981	0	0
4 COLEMAN, Alex	14	13	0	1	.929	0	0	0	.000	0	0
3 BROWN, Armani	96	33	56	7	.927	3	0	0	.000	0	0
77 WHITAKER, Madison	101	48	42	11	.891	5	0	0	.000	0	0
20 MICHALLAS, Camryn	33	10	19	4	.879	2	0	0	.000	0	0
16 PYE, Saige	0	0	0	0	.000	0	0	0	.000	0	0
7 LEE, Amaya	0	0	0	0	.000	0	0	0	.000	0	0
13 LUCAS, Rielly	0	0	0	0	.000	0	0	0	.000	0	0
Totals	1325	926	346	53	.960	13	78	7	.918	20	0
Opponents	1306	899	369	38	.971	21	36	4	.900	7	1

Hitting minimums - 1 Games 1 AB 1.0 AB/Game 1 TPA 1.0 TPA/Game

Pitching minimums - 1 Games 1 IP 1 BF 1.0 IP/Game

# 2022 STATS CONFERENCE USA ONLY

## The Automated ScoreBook Conference statistics for Marshall (as of May 09, 2022) (C-USA games only Sorted by Batting avg)

Record: 15-9 Home: 11-1 Away: 4-8 C-USA: 15-9

Player	avg	gp-gs	ab	r	h	2b	3b	hr	rbi	tb	slg%	bb	hp	so	gdp	ob%	sf	sh	sb-att	po	a	e	fld%
43 HARRELL, Aly	.381	24-24	63	17	24	5	0	5	11	44	.698	20	9	9	0	.576	0	0	0-0	165	5	1	.994
16 PYE, Saige	.375	24-24	80	18	30	4	0	12	26	70	.875	7	0	12	0	.420	1	0	0-0	0	0	0	.000
23 STEVENSON, Mya	.352	24-24	71	18	25	2	0	11	30	60	.845	7	6	10	0	.447	1	0	4-6	18	2	1	.952
1 CHELEMEN, Grace	.338	23-23	77	11	26	5	1	0	9	33	.429	3	0	6	0	.363	0	3	3-3	28	3	3	.912
0 OWEN, Autumn	.311	24-24	74	18	23	3	0	5	11	41	.554	9	0	18	1	.386	0	0	3-3	14	54	5	.932
77 WHITAKER, Madison	.296	21-20	54	5	16	3	0	0	4	19	.352	4	4	5	0	.387	0	3	0-1	34	28	5	.925
44 ADAMS, Katie	.214	24-24	70	10	15	5	0	3	11	29	.414	6	1	9	3	.286	0	1	0-0	157	21	5	.973
9 LOVE, Lauren	.190	18-14	42	3	8	2	0	0	6	10	.238	6	1	2	0	.306	0	2	0-0	14	2	0	1.000
3 BROWN, Armani	.176	24-24	51	10	9	1	0	0	4	10	.196	4	0	7	0	.232	1	3	3-3	16	32	5	.906
4 COLEMAN, Alex	.385	11-5	13	4	5	0	0	0	2	5	.385	0	0	0	0	.385	0	0	1-1	6	0	0	1.000
13 LUCAS, Rielly	.250	6-0	4	1	1	0	0	0	2	1	.250	1	0	2	0	.400	0	0	0-0	0	0	0	.000
28 KENNEY, Kay Kay	.227	16-7	22	5	5	1	0	0	1	6	.273	2	1	7	0	.320	0	0	0-0	9	0	1	.900
48 FERINGA, Bub	.154	8-3	13	0	2	1	0	0	1	3	.231	0	0	0	1	.154	0	0	0-0	2	6	0	1.000
7 LEE, Amaya	.000	18-0	0	6	0	0	0	0	0	0	.000	0	0	0	0	.000	0	0	0-0	0	0	0	.000
Totals	.298	24	634	126	189	32	1	36	118	331	.522	69	22	87	5	.385	3	12	14-17	467	186	28	.959
Opponents	.247	24	595	89	147	24	4	17	83	230	.387	55	11	161	1	.318	9	14	43-47	461	182	15	.977

LOB - Team (154), Opp (128). DPs turned - Team (7), Opp (10). CI - Team (0), Opp (1).

### (C-USA games only Sorted by Earned run avg)

Player	era	w-l	app	gs	cg	sho	sv	ip	h	r	er	bb	so	2b	3b	hr	b/avg	wp	hp	bks	sfa	sha
21 NESTER, Sydney	2.14	12-6	20	16	15	4/0	1	111.0	89	46	34	32	132	14	3	9	.214	6	6	0	4	9
48 FERINGA, Bub	4.31	0-0	5	0	0	0/0	0	13.0	17	10	8	7	4	4	0	0	.347	2	2	0	3	0
22 MCCOWN, Brianna	5.08	2-2	7	5	1	0/0	0	20.2	25	17	15	10	16	3	0	5	.298	2	2	0	1	3
14 JOYCE, C.	7.88	1-1	4	3	0	0/0	0	8.0	11	10	9	5	6	3	1	2	.333	0	1	0	1	1
34 BLESSIN, Ashley	11.67	0-0	2	0	0	0/0	0	3.0	5	6	5	1	3	0	0	1	.357	0	0	0	0	1
Totals	3.19	15-9	24	24	16	4/0	1	155.2	147	89	71	55	161	24	4	17	.247	10	11	0	9	14
Opponents	5.24	9-15	24	24	6	3/2	3	153.2	189	126	115	69	87	32	1	36	.298	15	22	0	3	12

PB - Team (12), ADAMS, K. 12, Opp (3). Pickoffs - Team (1), ADAMS, K. 1. SBA/ATT - ADAMS, K. (43-47), NESTER, S. (33-33), MCCOWN, B. (6-7), JOYCE, C. (3-3), FERINGA, B. (1-3), BLESSIN, A. (0-1).

## The Automated ScoreBook Conference statistics for Marshall (as of May 09, 2022) (C-USA games only Sorted by Fielding pct)

Player	c	po	a	e	fld%	dp	sba	csb	sba%	pb	ci
9 LOVE, Lauren	16	14	2	0	1.000	0	0	0	.000	0	0
48 FERINGA, Bub	8	2	6	0	1.000	0	1	2	.333	0	0
22 MCCOWN, Brianna	7	1	6	0	1.000	0	6	1	.857	0	0
4 COLEMAN, Alex	6	6	0	0	1.000	0	0	0	.000	0	0
14 JOYCE, C.	1	0	1	0	1.000	0	3	0	1.000	0	0
43 HARRELL, Aly	171	165	5	1	.994	4	0	0	.000	0	0
44 ADAMS, Katie	183	157	21	5	.973	0	43	4	.915	12	0
23 STEVENSON, Mya	21	18	2	1	.952	1	0	0	.000	0	0
21 NESTER, Sydney	31	3	26	2	.935	0	33	0	1.000	0	0
0 OWEN, Autumn	73	14	54	5	.932	1	0	0	.000	0	0
77 WHITAKER, Madison	67	34	28	5	.925	3	0	0	.000	0	0
1 CHELEMEN, Grace	34	28	3	3	.912	3	0	0	.000	0	0
3 BROWN, Armani	53	16	32	5	.906	1	0	0	.000	0	0
28 KENNEY, Kay Kay	10	9	0	1	.900	0	0	0	.000	0	0
13 LUCAS, Rielly	0	0	0	0	.000	0	0	0	.000	0	0
34 BLESSIN, Ashley	0	0	0	0	.000	0	0	1	.000	0	0
16 PYE, Saige	0	0	0	0	.000	0	0	0	.000	0	0
7 LEE, Amaya	0	0	0	0	.000	0	0	0	.000	0	0
Totals	681	467	186	28	.959	7	43	4	.915	12	0
Opponents	658	461	182	15	.977	10	14	3	.824	3	1

Hitting minimums - 1 Games 1 AB 1.0 AB/Game 1 TPA 1.0 TPA/Game

Pitching minimums - 1 Games 1 IP 1 BF 1.0 IP/Game



# 2022 STATS LAST 10 GAMES

## The Automated ScoreBook Overall Statistics for Marshall (as of May 09, 2022) (Last 10 games Sorted by Batting avg)

Record: 5-5 Home: 3-1 Away: 2-4 C-USA: 4-5

Player	avg	gp-gs	ab	r	h	2b	3b	hr	rbi	tb	slg%	bb	hp	so	gdp	ob%	sf	sh	sb-att	po	a	e	fld%
23 STEVENSON, Mya	.407	10-10	27	8	11	1	0	4	12	24	.889	3	2	0	0	.485	1	0	1-1	6	0	1	.857
1 CHELEMEN, Grace	.382	10-10	34	3	13	2	0	0	2	15	.441	1	0	3	0	.400	0	1	2-2	10	3	1	.929
0 OWEN, Autumn	.357	10-10	28	5	10	1	0	3	7	20	.714	4	0	8	0	.438	0	0	1-1	9	15	2	.923
77 WHITAKER, Madison	.320	10-10	25	3	8	1	0	0	1	9	.360	1	2	1	0	.393	0	1	0-1	18	12	2	.938
16 PYE, Saige	.303	10-10	33	8	10	1	0	4	10	23	.697	3	0	6	0	.361	0	0	0-0	0	0	0	.000
43 HARRELL, Aly	.296	10-10	27	5	8	0	0	2	5	14	.519	8	2	2	0	.486	0	0	0-0	63	2	2	.970
3 BROWN, Armani	.190	10-10	21	4	4	1	0	0	3	5	.238	1	0	3	0	.227	0	1	1-1	7	14	2	.913
28 KENNEY, Kay Kay	.182	7-4	11	3	2	0	0	0	0	2	.182	2	0	5	0	.308	0	0	0-0	7	0	0	1.000
44 ADAMS, Katie	.080	10-10	25	4	2	1	0	0	1	3	.120	2	2	3	2	.207	0	1	0-0	60	10	5	.933
-----																							
4 COLEMAN, Alex	.500	2-2	4	0	2	0	0	0	0	2	.500	0	0	0	0	.500	0	0	1-1	0	0	0	.000
9 LOVE, Lauren	.143	5-2	7	2	1	1	0	0	3	2	.286	3	0	0	0	.400	0	1	0-0	2	0	0	1.000
48 FERINGA, Bub	.125	4-2	8	0	1	1	0	0	1	2	.250	0	0	0	1	.125	0	0	0-0	1	1	0	1.000
13 LUCAS, Rielly	.000	3-0	1	1	0	0	0	0	0	0	.000	1	0	1	0	.500	0	0	0-0	0	0	0	.000
7 LEE, Amaya	.000	7-0	0	4	0	0	0	0	0	0	.000	0	0	0	0	.000	0	0	0-0	0	0	0	.000
Totals	.287	10	251	50	72	10	0	13	45	121	.482	29	8	32	3	.377	1	5	6-7	184	74	16	.942
Opponents	.269	10	245	46	66	11	1	11	40	112	.457	25	1	63	0	.335	4	7	23-25	184	80	7	.974

LOB - Team (60), Opp (52). DPs turned - Team (4), Opp (5).

## (Last 10 games Sorted by Earned run avg)

Player	era	w-l	app	gs	cg	sho	sv	ip	h	r	er	bb	so	2b	3b	hr	b/avg	wp	hp	bk	sfa	sha
21 NESTER, Sydney	2.51	4-4	8	7	6	2/0	0	44.2	40	23	16	13	52	6	1	5	.235	1	1	0	2	6
22 MCCOWN, Brianna	5.73	1-1	4	3	1	0/0	0	11.0	14	11	9	6	9	2	0	4	.298	2	0	0	0	1
-----																						
34 BLESSIN, Ashley	4.20	0-0	1	0	0	0/0	0	1.2	2	1	1	0	2	0	0	1	.286	0	0	0	0	0
48 FERINGA, Bub	16.33	0-0	2	0	0	0/0	0	3.0	7	8	7	5	0	3	0	0	.438	2	0	0	2	0
14 JOYCE, C.	21.00	0-0	1	0	0	0/0	0	1.0	3	3	3	1	0	0	0	1	.600	0	0	0	0	0
Totals	4.11	5-5	10	10	7	2/0	0	61.1	66	46	36	25	63	11	1	11	.269	5	1	0	4	7
Opponents	4.68	5-5	10	10	4	2/1	1	61.1	72	50	41	29	32	10	0	13	.287	8	8	0	1	5

PB - Team (6), ADAMS, K. 6, Opp (1). SBA/ATT - ADAMS, K. (23-25), NESTER, S. (17-18), MCCOWN, B. (4-4), JOYCE, C. (1-1), BLESSIN, A. (0-1), FERINGA, B. (1-1).

## The Automated ScoreBook Overall Statistics for Marshall (as of May 09, 2022) (Last 10 games Sorted by Fielding pct)

Player	c	po	a	e	fld%	dp	sba	csb	sba%	pb	ci
28 KENNEY, Kay Kay	7	7	0	0	1.000	0	0	0	.000	0	0
22 MCCOWN, Brianna	4	0	4	0	1.000	0	4	0	1.000	0	0
48 FERINGA, Bub	2	1	1	0	1.000	0	1	0	1.000	0	0
9 LOVE, Lauren	2	2	0	0	1.000	0	0	0	.000	0	0
43 HARRELL, Aly	67	63	2	2	.970	1	0	0	.000	0	0
77 WHITAKER, Madison	32	18	12	2	.938	2	0	0	.000	0	0
44 ADAMS, Katie	75	60	10	5	.933	0	23	2	.920	6	0
21 NESTER, Sydney	15	1	13	1	.933	0	17	1	.944	0	0
1 CHELEMEN, Grace	14	10	3	1	.929	3	0	0	.000	0	0
0 OWEN, Autumn	26	9	15	2	.923	0	0	0	.000	0	0
3 BROWN, Armani	23	7	14	2	.913	1	0	0	.000	0	0
23 STEVENSON, Mya	7	6	0	1	.857	0	0	0	.000	0	0
7 LEE, Amaya	0	0	0	0	.000	0	0	0	.000	0	0
34 BLESSIN, Ashley	0	0	0	0	.000	0	0	1	.000	0	0
4 COLEMAN, Alex	0	0	0	0	.000	0	0	0	.000	0	0
13 LUCAS, Rielly	0	0	0	0	.000	0	0	0	.000	0	0
16 PYE, Saige	0	0	0	0	.000	0	0	0	.000	0	0
14 JOYCE, C.	0	0	0	0	.000	0	1	0	1.000	0	0
Totals	274	184	74	16	.942	4	23	2	.920	6	0
Opponents	271	184	80	7	.974	5	6	1	.857	1	0

Hitting minimums - 1 Games 1 AB 1.0 AB/Game 1 TPA 1.0 TPA/Game  
Pitching minimums - 1 Games 1 IP 1 BF 1.0 IP/Game

# 2022 STATS HOME (TOP) AWAY (BOTTOM)

## The Automated ScoreBook Overall Statistics for Marshall (as of May 01, 2022) (Home games Sorted by Batting avg)

Record: 20-1 Home: 20-1 Away: 0-0 C-USA: 11-1

Player	avg	gp-gs	ab	r	h	2b	3b	hr	rbi	tb	slg%	bb	hp	so	gdp	ob%	sf	sh	sb-att	po	a	e	fld%
43 HARRELL, Aly	.481	21-21	54	22	26	7	0	5	20	48	.889	22	6	6	0	.659	0	0	1-1	150	2	1	.993
0 OWEN, Autumn	.475	21-21	59	24	28	6	0	5	16	49	.831	10	0	5	1	.543	1	0	5-5	46	41	3	.967
16 PYE, Saige	.433	21-21	67	20	29	3	0	11	26	65	.970	8	0	5	0	.487	1	0	0-0	0	0	0	.000
1 CHELEMEN, Grace	.413	20-14	46	9	19	4	1	0	7	25	.543	6	0	0	0	.481	0	2	4-4	15	2	3	.850
23 STEVENSON, Mya	.413	21-21	63	19	26	5	0	6	23	49	.778	6	4	7	0	.480	2	0	5-7	6	1	0	1.000
77 WHITAKER, Madison	.368	17-14	38	5	14	5	0	0	5	19	.500	5	3	5	0	.478	0	3	0-1	24	31	6	.902
9 LOVE, Lauren	.360	16-15	50	11	18	5	0	2	16	29	.580	4	1	5	0	.418	0	0	0-0	18	12	1	.968
4 COLEMAN, Alex	.348	14-11	23	8	8	0	0	0	2	8	.348	1	0	1	0	.375	0	2	1-1	2	0	0	1.000
48 FERINGA, Bub	.321	11-8	28	3	9	3	0	0	4	12	.429	0	0	0	1	.321	0	0	0-0	5	5	0	1.000
3 BROWN, Armani	.317	19-18	41	9	13	2	0	0	6	15	.366	2	0	5	0	.349	0	4	4-4	15	29	3	.936
44 ADAMS, Katie	.250	17-17	48	11	12	4	0	4	12	28	.583	2	2	3	1	.308	0	1	0-0	111	18	0	1.000
20 MICHALLAS, Camryn	.800	3-3	5	3	4	0	0	0	0	4	.800	0	1	0	0	.833	0	0	1-1	1	2	1	.750
28 KENNEY, Kay Kay	.300	12-1	10	5	3	0	1	0	4	5	.500	2	0	1	0	.417	0	0	0-0	4	0	0	1.000
13 LUCAS, Rielly	.222	9-4	9	2	2	1	0	0	4	3	.333	6	1	0	0	.563	0	0	0-0	0	0	0	.000
7 LEE, Amaya	.000	16-0	1	6	0	0	0	0	0	0	.000	0	0	1	0	.000	0	0	0-0	0	0	0	.000
Totals	.389	21	542	157	211	45	2	33	145	359	.662	74	18	44	3	.475	4	12	21-24	399	161	19	.967
Opponents	.182	21	478	40	87	13	2	8	34	128	.268	41	7	157	2	.255	3	7	25-28	350	153	11	.979

LOB - Team (143), Opp (97). DPs turned - Team (5), Opp (6).

### (Home games Sorted by Earned run avg)

Player	era	w-l	app	gs	cg	sho	sv	ip	h	r	er	bb	so	2b	3b	hr	b/avg	wp	hp	bks	sfa	sha
21 NESTER, Sydney	0.87	14-1	18	14	14	7/0	2	97.0	50	20	12	24	125	6	1	5	.147	4	4	0	2	4
48 FERINGA, Bub	0.00	0-0	2	0	0	0/0	0	6.0	5	1	0	5	3	0	0	0	.250	1	1	0	0	0
22 MCCOWN, Brianna	2.21	3-0	4	2	1	0/0	0	12.2	10	4	4	7	10	0	0	2	.217	1	1	0	0	1
14 JOYCE, C.	4.38	3-0	5	5	2	1/0	0	16.0	19	10	10	4	18	7	1	1	.292	1	1	0	1	1
34 BLESSIN, Ashley	21.00	0-0	1	0	0	0/0	0	1.1	3	5	4	1	1	0	0	0	.429	0	0	0	0	1
Totals	1.58	20-1	21	21	17	8/0	2	133.0	87	40	30	41	157	13	2	8	.182	7	7	0	3	7
Opponents	8.70	1-20	21	21	6	0/0	0	116.2	211	157	145	74	44	45	2	33	.389	14	18	0	4	12

PB - Team (3), ADAMS, K. 3, Opp (3). Pickoffs - Team (1), ADAMS, K. 1. SBA/ATT - NESTER, S. (20-21), ADAMS, K. (18-20), OWEN, A. (7-8), MCCOWN, B. (3-4), FERINGA, B. (2-3).

## The Automated ScoreBook Overall Statistics for Marshall (as of May 09, 2022) (Away games Sorted by Batting avg)

Record: 7-11 Home: 0-0 Away: 7-11 C-USA: 4-8

Player	avg	gp-gs	ab	r	h	2b	3b	hr	rbi	tb	slg%	bb	hp	so	gdp	ob%	sf	sh	sb-att	po	a	e	fld%
43 HARRELL, Aly	.396	18-18	53	9	21	2	0	3	9	32	.604	8	8	3	0	.536	0	0	0-0	107	4	2	.982
23 STEVENSON, Mya	.321	18-18	53	11	17	2	0	10	22	49	.925	5	2	11	0	.393	1	0	2-2	16	1	2	.895
16 PYE, Saige	.316	18-18	57	10	18	3	0	5	14	36	.632	6	1	14	0	.391	0	0	0-0	0	0	0	.000
77 WHITAKER, Madison	.278	14-12	36	3	10	2	0	0	1	12	.333	2	1	1	0	.333	0	0	0-0	22	9	4	.886
1 CHELEMEN, Grace	.259	17-15	54	7	14	3	0	0	6	17	.315	1	0	9	0	.268	1	2	2-2	22	2	0	1.000
0 OWEN, Autumn	.235	17-17	51	5	12	2	0	2	3	20	.392	6	0	16	0	.316	0	0	1-1	15	36	4	.927
28 KENNEY, Kay Kay	.207	15-7	29	3	6	2	0	0	1	8	.276	1	1	9	1	.258	0	0	0-0	9	0	1	.900
44 ADAMS, Katie	.180	18-18	50	5	9	4	0	0	6	13	.260	7	2	10	2	.305	0	0	0-0	119	11	6	.956
9 LOVE, Lauren	.135	16-13	37	4	5	2	0	0	4	7	.189	6	0	2	0	.250	1	3	0-0	12	7	0	1.000
3 BROWN, Armani	.111	17-16	36	6	4	0	0	0	1	4	.111	4	0	6	0	.195	1	0	0-0	14	16	3	.909
20 MICHALLAS, Camryn	.300	3-3	10	2	3	1	0	0	2	4	.400	0	0	1	1	.300	0	0	0-0	1	9	0	1.000
4 COLEMAN, Alex	.222	9-5	9	2	2	0	0	0	0	2	.222	0	0	1	0	.222	0	2	1-1	8	0	1	.889
48 FERINGA, Bub	.200	6-1	5	1	1	0	0	1	3	4	.800	1	0	0	0	.333	0	0	0-0	0	5	0	1.000
13 LUCAS, Rielly	.143	7-1	7	2	1	0	0	0	0	1	.143	1	0	3	0	.250	0	0	0-0	0	0	0	.000
7 LEE, Amaya	.000	13-0	0	6	0	0	0	0	0	0	.000	0	0	0	0	.000	0	0	0-0	0	0	0	.000
49 ULRICH, Brooklyn	.000	1-0	0	0	0	0	0	0	0	0	.000	0	0	0	0	.000	0	0	0-0	0	0	0	.000
Totals	.253	18	487	76	123	23	0	21	72	209	.429	48	15	86	4	.336	4	7	6-6	349	122	24	.952
Opponents	.298	18	476	90	142	27	4	15	82	222	.466	40	6	125	2	.355	8	12	36-39	375	145	15	.972

LOB - Team (111), Opp (102). DPs turned - Team (6), Opp (10). CI - Team (0), Opp (1).

### (Away games Sorted by Earned run avg)

Player	era	w-l	app	gs	cg	sho	sv	ip	h	r	er	bb	so	2b	3b	hr	b/avg	wp	hp	bks	sfa	sha
21 NESTER, Sydney	2.91	6-6	14	12	10	1/0	1	79.1	80	45	33	23	99	14	3	7	.256	5	4	0	2	7
34 BLESSIN, Ashley	4.20	0-0	1	0	0	0/0	0	1.2	2	1	1	0	2	0	0	1	.286	0	0	0	0	0
48 FERINGA, Bub	5.25	0-0	6	1	0	0/0	0	12.0	20	13	9	7	4	6	0	0	.385	2	1	0	3	1
22 MCCOWN, Brianna	5.92	0-4	6	3	0	0/0	0	13.0	19	16	11	5	12	3	0	3	.328	2	1	0	1	2
14 JOYCE, C.	8.81	1-1	4	2	0	0/0	0	10.1	21	15	13	5	8	4	1	4	.457	0	0	0	2	2
Totals	4.03	7-11	18	18	10	1/0	1	116.1	142	90	67	40	125	27	4	15	.298	9	6	0	8	12
Opponents	3.53	11-7	18	18	3	3/2	4	125.0	123	76	63	48	86	23	0	21	.253	12	15	0	4	7

PB - Team (15), ADAMS, K. 15, Opp (3). SBA/ATT - ADAMS, K. (36-39), NESTER, S. (24-24), MCCOWN, B. (7-7), FERINGA, B. (2-4), JOYCE, C. (3-3), BLESSIN, A. (0-1).



# 2022 STATS EARLY SEASON TOURNAMENTS

## The Automated ScoreBook Overall Statistics for Marshall (as of Feb 20, 2022) (Buzz Classic Sorted by Batting avg)

Record: 3-1 Home: 0-0 Away: 0-0 Neutral: 3-1 C-USA: 0-0

Player	avg	gp-gs	ab	r	h	2b	3b	hr	rbi	tb	slg%	bb	hp	so	gdp	ob%	sf	sh	sb-att	po	a	e	fld%
9 LOVE, Lauren	.500	3-2	6	1	3	0	0	1	3	6	1.000	0	0	0	0	.500	0	0	0-0	2	1	0	1.000
77 WHITAKER, Madison	.500	2-2	4	1	2	0	0	1	2	5	1.250	0	0	1	0	.500	0	0	0-0	1	1	1	.667
44 ADAMS, Katie	.444	4-4	9	3	4	2	0	1	2	9	1.000	1	0	2	0	.500	0	0	0-0	29	3	0	1.000
23 STEVENSON, Mya	.400	4-4	10	4	4	2	0	2	5	12	1.200	0	0	0	0	.400	0	0	0-0	3	0	0	1.000
43 HARRELL, Aly	.364	4-4	11	2	4	1	0	1	3	8	.727	0	1	1	0	.417	0	0	0-0	23	0	0	1.000
0 OWEN, Autumn	.250	4-3	8	1	2	1	0	0	1	3	.375	0	0	5	0	.250	0	0	0-0	1	4	1	.833
28 KENNEY, Kay Kay	.250	3-2	4	1	1	0	0	0	0	1	.250	0	0	3	0	.250	0	0	1-1	0	0	0	.000
16 PYE, Saige	.200	4-4	10	2	2	0	0	1	3	5	.500	0	2	1	0	.333	0	0	0-0	0	0	0	.000
20 MICHALLAS, Camryn	.200	3-3	5	0	1	0	0	0	0	1	.200	0	0	1	0	.200	0	0	0-0	4	5	0	1.000
1 CHELEMEN, Grace	.083	4-4	12	3	1	1	0	0	0	2	.167	1	0	3	0	.154	0	0	1-1	2	0	0	1.000
3 BROWN, Armani	.000	4-4	5	1	0	0	0	0	0	0	.000	0	0	1	0	.000	0	1	0-0	2	4	0	1.000
13 LUCAS, Rielly	.000	2-0	2	0	0	0	0	0	1	0	.000	1	0	0	0	.333	0	0	0-0	0	0	0	.000
49 ULRICH, Brooklyn	.000	3-0	0	2	0	0	0	0	0	0	.000	0	0	0	0	.000	0	0	0-0	0	0	0	.000
7 LEE, Amaya	.000	2-0	0	1	0	0	0	0	0	0	.000	0	0	0	0	.000	0	0	0-0	0	0	0	.000
4 COLEMAN, Alex	.000	2-0	0	1	0	0	0	0	0	0	.000	0	0	0	0	.000	0	0	0-0	0	0	0	.000
Totals	.279	4	86	23	24	7	0	7	20	52	.605	3	3	18	0	.326	0	1	2-2	67	23	2	.978
Opponents	.233	4	86	13	20	1	0	2	12	27	.314	7	5	30	0	.327	0	0	8-9	63	25	2	.978

LOB - Team (7), Opp (18). DPs turned - Team (0), Opp (1).

### (Buzz Classic Sorted by Earned run avg)

Player	era	w-l	app	gs	cg	sho	sv	ip	h	r	er	bb	so	2b	3b	hr	b/avg	wp	hp	bks	sfa	sha
21 NESTER, Sydney	0.00	3-0	3	2	2	2/0	0	14.0	6	0	0	1	25	1	0	0	.125	0	1	0	0	0
34 BLESSIN, Ashley	4.20	0-0	2	0	0	0/0	0	5.0	4	3	3	3	2	0	0	0	.222	0	3	0	0	0
48 FERINGA, Bub	15.75	0-0	1	0	0	0/0	0	1.1	4	4	3	2	1	0	0	0	.444	0	0	0	0	0
14 JOYCE, C.	21.00	0-1	2	2	0	0/0	0	2.0	6	6	6	1	2	0	0	2	.545	0	1	0	0	0
Totals	3.76	3-1	4	4	2	2/0	0	22.1	20	13	12	7	30	1	0	2	.233	0	5	0	0	0
Opponents	7.33	1-3	4	4	2	0/0	0	21.0	24	23	22	3	18	7	0	7	.279	1	3	0	0	1

PB - Team (1), ADAMS, K. 1. SBA/ATT - ADAMS, K. (7-8), FERINGA, B. (4-4), BLESSIN, A. (2-3), OWEN, A. (1-1), JOYCE, C. (1-1), NESTER, S. (1-1).

## The Automated ScoreBook Overall Statistics for Marshall (as of Feb 20, 2022) (Battle at the Beach Sorted by Batting avg)

Record: 2-3 Home: 0-0 Away: 1-1 Neutral: 1-2 C-USA: 0-0

Player	avg	gp-gs	ab	r	h	2b	3b	hr	rbi	tb	slg%	bb	hp	so	gdp	ob%	sf	sh	sb-att	po	a	e	fld%
77 WHITAKER, Madison	.600	3-3	5	1	3	0	0	0	0	3	.600	2	0	1	0	.714	0	0	0-0	1	1	1	.667
43 HARRELL, Aly	.500	5-5	14	3	7	1	0	1	2	11	.786	4	2	0	0	.650	0	0	0-0	35	0	0	1.000
1 CHELEMEN, Grace	.375	5-5	16	2	6	1	0	0	4	7	.438	2	0	2	0	.421	1	0	0-0	5	0	0	1.000
28 KENNEY, Kay Kay	.375	4-2	8	3	3	1	0	1	4	7	.875	1	1	1	1	.500	0	0	0-0	2	0	0	1.000
0 OWEN, Autumn	.300	4-3	10	2	3	0	0	1	2	6	.600	1	0	0	1	.333	1	0	0-1	10	4	1	.933
23 STEVENSON, Mya	.286	5-5	14	2	4	2	0	1	2	9	.643	3	0	3	0	.412	0	0	0-0	4	0	0	1.000
20 MICHALLAS, Camryn	.250	5-5	12	2	3	0	0	0	4	3	.250	0	0	0	1	.250	0	0	0-0	1	9	3	.769
16 PYE, Saige	.231	5-5	13	3	3	1	0	1	2	7	.538	3	1	2	1	.412	0	0	0-0	0	0	0	.000
9 LOVE, Lauren	.200	5-5	15	3	3	1	0	0	1	4	.267	1	0	0	1	.250	0	1	0-0	4	9	1	.929
44 ADAMS, Katie	.071	5-5	14	2	1	0	0	1	4	4	.286	1	1	3	0	.188	0	0	0-0	26	3	1	.967
3 BROWN, Armani	.000	4-2	5	0	0	0	0	0	0	0	.000	0	0	1	0	.000	0	1	0-0	3	3	0	1.000
48 FERINGA, Bub	1.000	2-0	2	1	2	0	0	1	2	5	2.500	0	0	0	0	1.000	0	0	0-0	0	0	0	.000
13 LUCAS, Rielly	1.000	2-0	1	1	1	0	0	0	0	1	1.000	1	0	0	0	1.000	0	0	0-0	0	0	0	.000
7 LEE, Amaya	.000	3-0	0	2	0	0	0	0	0	0	.000	0	0	0	0	.000	0	0	0-0	0	0	0	.000
49 ULRICH, Brooklyn	.000	2-0	0	0	0	0	0	0	0	0	.000	0	0	0	0	.000	0	0	0-0	0	0	0	.000
4 COLEMAN, Alex	.000	3-0	0	1	0	0	0	0	0	0	.000	0	0	0	0	.000	0	0	0-0	0	0	1	.000
Totals	.302	5	129	28	39	7	0	7	27	67	.519	19	5	13	5	.406	2	2	0-1	93	37	9	.935
Opponents	.296	5	135	25	40	9	0	6	23	67	.496	12	3	37	1	.362	2	2	7-7	99	49	4	.974

LOB - Team (30), Opp (36). DPs turned - Team (2), Opp (5).

### (Battle at the Beach Sorted by Earned run avg)

Player	era	w-l	app	gs	cg	sho	sv	ip	h	r	er	bb	so	2b	3b	hr	b/avg	wp	hp	bks	sfa	sha
21 NESTER, Sydney	2.77	1-2	4	3	2	1/0	1	17.2	18	11	7	6	27	4	0	1	.240	3	1	0	0	2
14 JOYCE, C.	4.94	1-1	2	1	0	0/0	0	11.1	16	10	8	6	8	4	0	4	.333	1	1	0	2	0
48 FERINGA, Bub	0.00	0-0	1	0	0	0/0	0	0.2	1	0	0	0	1	0	0	0	.333	0	0	0	0	0
34 BLESSIN, Ashley	21.00	0-0	1	1	0	0/0	0	1.1	5	4	4	0	1	1	0	1	.556	0	1	0	0	0
Totals	4.29	2-3	5	5	2	1/0	1	31.0	40	25	19	12	37	9	0	6	.296	4	3	0	2	2
Opponents	5.52	3-2	5	5	0	0/0	1	33.0	39	28	26	19	13	7	0	7	.302	3	5	0	2	2

PB - Team (1), ADAMS, K. 1, Opp (2). SBA/ATT - ADAMS, K. (6-6), NESTER, S. (6-6), OWEN, A. (1-1), FERINGA, B. (1-1).

# 2022 STATS EARLY SEASON TOURNAMENTS

## The Automated ScoreBook Overall Statistics for Marshall (as of Feb 28, 2022) (Camel Stampede Sorted by Batting avg)

Record: 3-1 Home: 0-0 Away: 1-0 Neutral: 2-1 C-USA: 0-0

Player	avg	gp-gs	ab	r	h	2b	3b	hr	rbi	tb	slg%	bb	hp	so	gdp	ob%	sf	sh	sb-att	po	a	e	fld%
16 PYE, Saige	.500	4-4	12	5	6	2	0	2	7	14	1.167	1	2	3	0	.600	0	0	0-0	0	0	0	.000
9 LOVE, Lauren	.455	4-4	11	5	5	2	0	0	3	7	.636	1	2	3	0	.571	0	2	1-1	4	2	1	.857
13 LUCAS, Rielly	.429	3-2	7	2	3	0	0	0	2	3	.429	2	0	0	0	.556	0	0	0-0	0	0	0	.000
20 MICHALLAS, Camryn	.375	3-2	8	2	3	1	0	0	1	4	.500	0	0	3	0	.375	0	0	0-0	4	3	0	1.000
43 HARRELL, Aly	.333	4-4	9	4	3	0	0	0	2	3	.333	7	1	1	0	.647	0	0	0-0	28	0	0	1.000
0 OWEN, Autumn	.300	3-3	10	1	3	0	0	0	0	3	.300	0	0	2	0	.300	0	0	1-1	1	8	1	.900
44 ADAMS, Katie	.273	4-4	11	4	3	2	0	0	4	5	.455	4	1	1	0	.500	0	0	0-0	30	4	0	1.000
23 STEVENSON, Mya	.182	4-4	11	2	2	1	0	0	2	3	.273	3	0	5	0	.357	0	0	1-1	0	0	0	.000
28 KENNEY, Kay Kay	.167	3-2	6	0	1	0	0	0	0	1	.167	0	1	2	0	.286	0	0	0-0	3	0	0	1.000
48 FERGINGA, Bub	.143	3-2	7	2	1	1	0	0	2	2	.286	0	0	2	0	.125	1	0	0-0	0	5	0	1.000
1 CHELEMEN, Grace	.000	3-2	7	0	0	0	0	0	0	0	.000	0	0	4	0	.000	0	0	0-0	1	0	0	1.000
-----																							
4 COLEMAN, Alex	.333	4-2	3	2	1	0	0	0	2	1	.333	2	0	1	0	.600	0	3	2-2	4	0	0	1.000
3 BROWN, Armani	.000	3-2	1	0	0	0	0	0	0	0	.000	0	0	1	0	.000	0	0	1-1	1	5	1	.857
49 ULRICH, Brooklyn	.000	2-0	0	0	0	0	0	0	0	0	.000	1	0	0	0	1.000	0	0	1-1	1	0	0	1.000
7 LEE, Amaya	.000	2-0	0	1	0	0	0	0	0	0	.000	0	0	0	0	.000	0	0	0-0	0	0	0	.000
Totals	.301	4	103	30	31	9	0	2	25	46	.447	21	7	28	0	.447	1	5	7-7	78	30	3	.973
Opponents	.194	4	98	8	19	1	0	2	6	26	.265	6	1	33	0	.245	1	0	5-5	75	23	10	.907

LOB - Team (32), Opp (20). DPs turned - Team (1), Opp (1).

### (Camel Stampede Sorted by Earned run avg)

Player	era	w-l	app	gs	cg	sho	sv	ip	h	r	er	bb	so	2b	3b	hr	b/avg	wp	hp	bks	sfa	sha
21 NESTER, Sydney	0.88	1-1	3	2	2	0/0	0	16.0	8	4	2	5	29	0	0	0	.143	1	0	0	1	0
48 FERGINGA, Bub	1.40	1-0	1	1	0	0/0	0	5.0	5	2	1	0	2	0	0	0	.227	0	0	0	0	0
14 JOYCE, C.	2.80	1-0	1	1	1	0/0	0	5.0	6	2	2	1	2	1	0	2	.300	0	1	0	0	0
Totals	1.35	3-1	4	4	3	0/0	0	26.0	19	8	5	6	33	1	0	2	.194	1	1	0	1	0
Opponents	7.00	1-3	4	4	1	1/0	0	25.0	31	30	25	21	28	9	0	2	.301	2	7	0	1	5

PB - Team (2), ADAMS, K. 2. SBA/ATT - ADAMS, K. (5-5), NESTER, S. (5-5).

## The Automated ScoreBook Overall Statistics for Marshall (as of Mar 09, 2022) (Round Robin Sorted by Batting avg)

Record: 5-0 Home: 5-0 Away: 0-0 C-USA: 0-0

Player	avg	gp-gs	ab	r	h	2b	3b	hr	rbi	tb	slg%	bb	hp	so	gdp	ob%	sf	sh	sb-att	po	a	e	fld%
20 MICHALLAS, Camryn	.800	3-3	5	3	4	0	0	0	0	4	.800	0	1	0	0	.833	0	0	1-1	1	2	1	.750
43 HARRELL, Aly	.571	5-5	14	6	8	2	0	0	6	10	.714	3	1	0	0	.667	0	0	1-1	28	0	0	1.000
9 LOVE, Lauren	.563	5-5	16	7	9	2	0	1	10	14	.875	2	0	0	0	.611	0	0	0-0	7	5	1	.923
23 STEVENSON, Mya	.538	5-5	13	6	7	3	0	1	5	13	1.000	1	0	2	0	.500	2	0	1-1	0	0	0	.000
16 PYE, Saige	.471	5-5	17	4	8	0	0	1	6	11	.647	0	0	1	0	.471	0	0	0-0	0	0	0	.000
0 OWEN, Autumn	.444	5-5	9	3	4	0	0	0	1	4	.444	2	0	1	0	.500	1	0	1-1	19	5	0	1.000
3 BROWN, Armani	.400	3-2	5	1	2	0	0	0	0	2	.400	1	0	1	0	.500	0	0	1-1	3	5	0	1.000
48 FERGINGA, Bub	.385	5-3	13	3	5	1	0	0	4	6	.462	0	0	0	0	.385	0	0	0-0	2	2	0	1.000
4 COLEMAN, Alex	.286	5-5	7	4	2	0	0	0	0	2	.286	1	0	1	0	.375	0	2	1-1	2	0	0	1.000
13 LUCAS, Rielly	.167	3-3	6	2	1	1	0	0	2	2	.333	2	0	0	0	.375	0	0	0-0	0	0	0	.000
44 ADAMS, Katie	.143	3-3	7	1	1	0	0	1	2	4	.571	1	0	0	0	.250	0	0	0-0	23	2	0	1.000
-----																							
28 KENNEY, Kay Kay	.500	3-0	2	1	1	0	1	0	3	3	1.500	1	0	1	0	.667	0	0	0-0	0	0	0	.000
77 WHITAKER, Madison	.000	3-0	4	0	0	0	0	0	1	0	.000	0	0	0	0	.000	0	0	0-0	1	0	2	.333
1 CHELEMEN, Grace	.000	4-1	2	1	0	0	0	0	0	0	.000	1	0	0	0	.333	0	0	1-1	1	1	0	1.000
7 LEE, Amaya	.000	3-0	1	1	0	0	0	0	0	0	.000	0	0	1	0	.000	0	0	0-0	0	0	0	.000
Totals	.430	5	121	43	52	9	1	4	40	75	.620	15	2	8	0	.489	3	2	7-7	87	25	4	.966
Opponents	.129	5	101	1	13	3	1	0	1	18	.178	2	0	44	0	.144	1	0	1-1	74	36	3	.973

LOB - Team (26), Opp (16). DPs turned - Team (1), Opp (2).

### (Round Robin Sorted by Earned run avg)

Player	era	w-l	app	gs	cg	sho	sv	ip	h	r	er	bb	so	2b	3b	hr	b/avg	wp	hp	bks	sfa	sha
21 NESTER, Sydney	0.00	3-0	3	3	3	3/0	0	19.0	5	0	0	2	31	1	0	0	.078	0	0	0	0	0
14 JOYCE, C.	0.70	2-0	2	2	2	1/0	0	10.0	8	1	1	0	13	2	1	0	.216	1	0	0	1	0
Totals	0.24	5-0	5	5	5	4/0	0	29.0	13	1	1	2	44	3	1	0	.129	1	0	0	1	0
Opponents	10.50	0-5	5	5	2	0/0	0	24.2	52	43	37	15	8	9	1	4	.430	5	2	0	3	2

PB - Team (1), ADAMS, K. 1, Opp (2). SBA/ATT - OWEN, A. (1-1), NESTER, S. (1-1).



# 2022 STATS EARLY SEASON TOURNAMENTS

## The Automated ScoreBook Overall Statistics for Marshall (as of Mar 13, 2022) (March Madness Sorted by Batting avg)

Record: 3-0 Home: 3-0 Away: 0-0 C-USA: 0-0

Player	avg	gp-gs	ab	r	h	2b	3b	hr	rbi	tb	slg%	bb	hp	so	gdp	ob%	sf	sh	sb-att	po	a	e	fld%
0 OWEN, Autumn	.875	3-3	8	4	7	3	0	0	3	10	1.250	3	0	0	0	.909	0	0	1-1	23	3	1	.963
3 BROWN, Armani	.571	3-3	7	2	4	1	0	0	3	5	.714	1	0	0	0	.625	0	1	0-0	4	4	0	1.000
43 HARRELL, Aly	.545	3-3	11	4	6	2	0	1	4	11	1.000	1	0	0	0	.583	0	0	0-0	18	0	0	1.000
23 STEVENSON, Mya	.500	3-3	10	2	5	1	0	1	4	9	.900	1	0	0	0	.545	0	0	2-2	1	0	0	1.000
16 PYE, Saige	.500	3-3	8	4	4	1	0	1	3	8	1.000	3	0	1	0	.636	0	0	0-0	0	0	0	.000
48 FERINGA, Bub	.400	2-2	5	0	2	1	0	0	0	3	.600	0	0	0	0	.400	0	0	0-0	1	0	0	1.000
4 COLEMAN, Alex	.375	3-3	8	2	3	0	0	0	0	3	.375	0	0	0	0	.375	0	0	0-0	0	0	0	.000
9 LOVE, Lauren	.231	3-3	13	2	3	2	0	1	3	8	.615	0	0	3	0	.231	0	0	0-0	3	6	0	1.000
77 WHITAKER, Madison	.167	2-2	6	1	1	1	0	0	0	2	.333	1	0	1	0	.286	0	0	0-0	2	7	1	.900
28 KENNEY, Kay Kay	.000	2-0	3	0	0	0	0	0	0	0	.000	0	0	0	0	.000	0	0	0-0	1	0	0	1.000
44 ADAMS, Katie	.000	1-1	3	0	0	0	0	0	0	0	.000	0	0	0	0	.000	0	0	0-0	6	0	0	1.000
-----																							
13 LUCAS, Rielly	.000	2-1	1	0	0	0	0	0	0	0	.000	2	1	0	0	.750	0	0	0-0	0	0	0	.000
1 CHELEMEN, Grace	.000	3-0	1	0	0	0	0	0	0	0	.000	1	0	0	0	.500	0	0	0-0	0	0	0	.000
7 LEE, Amaya	.000	3-0	0	2	0	0	0	0	0	0	.000	0	0	0	0	.000	0	0	0-0	0	0	0	.000
Totals	.417	3	84	23	35	12	0	4	20	59	.702	13	1	5	0	.500	0	1	3-3	60	20	2	.976
Opponents	.216	3	74	10	16	4	0	1	7	23	.311	7	1	28	1	.293	0	1	6-7	51	28	1	.988

LOB - Team (25), Opp (13). DPs turned - Team (1).

## (March Madness Sorted by Earned run avg)

Player	era	w-l	app	gs	cg	sho	sv	ip	h	r	er	bb	so	2b	3b	hr	b/avg	wp	hp	bk	sfa	sha
21 NESTER, Sydney	1.40	2-0	3	2	2	1/0	1	15.0	6	4	3	3	24	1	0	1	.118	1	1	0	0	0
-----																						
48 FERINGA, Bub	0.00	0-0	1	0	0	0/0	0	2.2	4	1	0	4	2	0	0	0	.364	1	0	0	0	0
22 MCCOWN, Brianna	0.00	1-0	1	0	0	0/0	0	1.0	0	0	0	0	1	0	0	0	.000	0	0	0	0	0
14 JOYCE, C.	26.25	0-0	1	1	0	0/0	0	1.1	6	5	5	0	1	3	0	0	.667	0	0	0	0	1
Totals	2.80	3-0	3	3	2	1/0	1	20.0	16	10	8	7	28	4	0	1	.216	2	1	0	0	1
Opponents	9.06	0-3	3	3	0	0/0	0	17.0	35	23	22	13	5	12	0	4	.417	3	1	0	0	1

SBA/ATT - OWEN, A. (6-7), NESTER, S. (4-4), FERINGA, B. (2-3).

# 2022 STATS MARSHALL GAME-BY-GAME HITTING (TOP) & PITCHING (BOTTOM)

## The Automated ScoreBook Team Game-by-Game for Marshall (as of May 09, 2022) Batting (All games)

Date	Opponent	ab	r	h	rbi	2b	3b	hr	tb	bb	lbb	sb	cs	hbp	sac	sf	gdp	k	po	a	e	lob	avg
Feb 11	vs Saint Joseph's	21	8	8	8	1	0	5	24	1	0	2	0	0	1	0	0	4	18	5	1	0	.381
Feb 11	vs Villanova	18	1	3	1	0	0	0	3	0	0	0	0	1	0	0	0	6	13	6	1	3	.282
Feb 12	vs Villanova	19	8	6	6	1	0	1	10	0	0	0	0	2	0	0	0	2	15	2	0	1	.293
Feb 12	vs Saint Joseph's	28	6	7	5	5	0	1	15	2	0	0	0	0	0	0	0	6	21	10	0	3	.279
Feb 18	vs South Carolina	27	5	7	4	2	0	0	9	5	0	0	0	0	0	1	0	2	18	7	2	7	.274
Feb 18	at Coastal Carolina	26	3	6	3	0	0	2	12	3	0	0	0	0	0	0	1	5	18	7	3	5	.266
2/19/22	vs South Carolina	24	3	8	3	0	0	1	11	4	0	0	1	1	1	0	3	0	21	8	3	6	.276
Feb 19	at Coastal Carolina	31	9	10	9	2	0	3	21	1	0	0	0	3	0	1	1	5	21	11	0	6	.284
Feb 20	vs Fordham	21	8	8	8	3	0	1	14	6	0	0	0	1	1	0	0	1	15	4	1	6	.293
Feb 25	vs Kent State	24	0	2	0	1	0	0	3	4	0	1	0	2	0	0	0	14	21	6	0	9	.272
Feb 25	vs Howard	25	15	14	13	3	0	0	17	5	0	1	0	0	0	0	0	2	15	6	0	3	.299
Feb 26	vs Howard	26	9	6	6	1	0	1	10	10	0	5	0	5	2	1	0	5	21	9	2	14	.293
Feb 26	at Campbell	28	6	9	6	4	0	1	16	2	0	0	0	0	3	0	0	7	21	9	1	6	.296
Mar 03	PURDUE FORT WAYNE	24	11	12	11	2	0	3	23	2	0	1	0	0	0	0	0	2	15	3	1	3	.310
Mar 04	PURDUE FORT WAYNE	24	8	11	6	1	0	0	12	4	0	0	0	1	1	0	0	1	15	3	0	8	.320
Mar 04	MD EASTERN SHORE	23	4	7	3	2	0	0	9	1	0	1	0	0	1	1	0	1	21	7	2	4	.319
Mar 05	WINTHROP	24	6	6	6	2	0	0	8	4	0	4	0	0	0	1	0	3	21	8	0	5	.315
Mar 05	MD EASTERN SHORE	26	14	16	14	2	1	1	23	4	0	1	0	1	0	1	0	1	15	4	1	6	.333
Mar 11	FAIRFIELD	27	8	13	8	5	0	2	24	2	0	0	0	0	0	0	0	2	18	6	0	6	.341
Mar 11	NORFOLK STATE	28	7	11	4	3	0	0	14	4	0	1	0	0	1	0	0	3	21	11	1	8	.344
Mar 13	FAIRFIELD	29	8	11	8	4	0	2	21	7	0	2	0	1	0	0	0	0	21	3	1	11	.346
3/16/2022	at Ohio	30	7	11	6	0	0	1	14	9	0	0	0	3	0	0	0	4	20	3	1	14	.347
*Mar 19	at UAB	25	0	4	0	1	0	0	5	2	0	1	0	0	0	0	0	5	18	7	1	6	.339
*Mar 19	at UAB	25	2	5	2	1	0	1	9	3	0	0	0	1	0	0	0	3	18	4	0	6	.333
*Mar 20	at UAB	31	7	10	7	1	0	3	20	1	0	0	0	1	0	0	0	6	19	8	1	6	.333
*Mar 25	MIDDLE TENNESSEE	23	4	5	4	1	0	2	12	0	0	1	0	2	0	1	0	3	21	8	0	4	.329
*Mar 26	MIDDLE TENNESSEE	24	9	9	9	2	0	3	20	6	0	0	0	0	1	0	0	2	18	7	1	5	.330
*Mar 27	MIDDLE TENNESSEE	27	9	10	8	7	0	1	20	6	0	3	0	1	0	0	0	3	18	6	0	8	.332
*Apr 01	CHARLOTTE	29	11	13	10	3	0	2	22	2	0	1	0	1	1	0	1	3	21	4	1	4	.336
*Apr 02	CHARLOTTE	40	11	19	11	1	1	3	31	6	0	0	0	0	1	0	0	4	24	14	4	13	.344
*Apr 03	CHARLOTTE	25	4	7	4	0	0	3	16	2	0	0	0	2	0	0	0	4	21	10	1	7	.342
*Apr 08	at Florida Atlantic	32	7	7	7	2	0	3	18	1	0	0	0	0	0	0	0	3	24	5	1	2	.337
*Apr 09	at Florida Atlantic	21	1	2	1	1	0	0	3	3	0	0	0	0	1	1	0	8	18	6	2	4	.331
*Apr 10	at Florida Atlantic	29	3	6	3	1	0	1	10	3	0	0	0	2	0	0	0	6	21	6	0	10	.327
Apr 12	at Northern Ky.	27	3	8	3	5	0	0	13	2	0	0	0	1	0	1	0	2	21	8	1	7	.326
Apr 12	at Northern Ky.	26	4	6	4	2	0	1	11	2	0	2	0	0	1	0	0	5	18	7	2	4	.323
*Apr 14	FIU	26	6	11	6	2	0	2	19	4	0	2	1	0	2	0	0	2	21	13	0	8	.326
*Apr 15	FIU	25	3	7	3	0	0	0	7	3	0	1	1	4	1	0	0	4	21	10	1	12	.325
*Apr 16	FIU	23	8	10	6	1	0	1	14	4	0	0	0	1	0	0	1	1	15	11	0	6	.327
Apr 20	MOREHEAD STATE	22	9	8	8	2	0	2	16	6	0	1	0	1	0	0	0	2	15	7	1	7	.328
*Apr 22	at WKU	24	2	5	2	0	0	1	8	1	0	1	0	1	0	0	2	5	21	6	0	3	.325
*Apr 23	at WKU	32	9	10	8	0	0	3	19	7	0	0	0	0	0	0	0	3	19	11	2	9	.325
*Apr 24	at WKU	18	0	3	0	0	0	0	3	0	0	0	0	0	0	0	0	4	12	3	3	3	.322
*Apr 29	UTEP	19	1	4	0	2	0	0	6	1	0	1	1	0	3	0	1	0	21	12	1	4	.321
*Apr 30	UTEP	30	3	9	3	0	0	1	12	1	0	1	0	1	0	0	0	2	21	10	3	8	.320
*May 01	UTEP	24	13	12	13	3	0	5	30	5	0	0	0	2	0	0	0	1	15	4	0	6	.324
*May 06	at North Texas	28	0	5	0	0	0	0	5	0	0	0	0	2	0	0	0	7	22	7	2	6	.320
*May 07	at North Texas	23	4	7	3	1	0	0	8	5	0	0	0	0	1	1	0	3	17	5	3	8	.320
*May 08	at North Texas	31	9	9	8	2	0	1	14	3	0	2	0	1	1	0	0	5	21	9	1	6	.319
Totals		1262	296	403	271	85	2	64	684	159	0	36	4	45	24	10	10	172	926	346	53	306	.319

## The Automated ScoreBook Team Game-by-Game for Marshall (as of May 09, 2022) Pitching (All games)

Date	Opponent	ip	h	r	er	bb	so	2b	3b	hr	wp	bk	hbp	dp	lbb	score	w-l	sv	era
Feb 11	vs Saint Joseph's	6.0	2	0	0	0	13	1	0	0	0	0	0	0	0	8-0	1-0	0	0.00
Feb 11	vs Villanova	4.1	8	9	8	4	3	0	0	2	0	0	4	0	0	1-9	1-1	0	5.42
Feb 12	vs Villanova	5.0	3	0	0	0	11	0	0	0	0	0	1	0	0	8-0	2-1	0	3.65
Feb 12	vs Saint Joseph's	7.0	7	4	4	3	3	0	0	0	0	0	0	0	0	6-4	3-1	0	3.76
Feb 18	vs South Carolina	6.0	10	7	6	2	3	2	0	3	1	0	2	0	0	5-7	3-2	0	4.45
Feb 18	at Coastal Carolina	6.0	7	4	1	1	8	2	0	0	1	0	0	0	0	3-4	3-3	0	3.87
2/19/22	vs South Carolina	7.0	8	7	6	3	10	2	0	1	1	0	1	0	0	3-7	3-4	0	4.23
Feb 19	at Coastal Carolina	7.0	11	7	6	4	6	3	0	2	0	0	0	1	0	9-7	4-4	1	4.49
Feb 20	vs Fordham	5.0	4	0	0	2	10	0	0	0	1	0	0	1	0	8-0	5-4	1	4.07
Feb 25	vs Kent State	7.0	2	1	1	3	12	0	0	0	0	0	0	0	0	0-1	5-5	1	3.71
Feb 25	vs Howard	5.0	6	2	2	1	2	1	0	2	0	0	1	1	0	15-2	6-5	1	3.64
Feb 26	vs Howard	7.0	5	2	1	0	6	0	0	0	0	0	0	0	0	9-2	7-5	1	3.39
Feb 26	at Campbell	7.0	6	3	1	2	13	0	0	0	1	0	0	0	0	6-3	8-5	1	3.18
Mar 03	PURDUE FORT WAYNE	5.0	0	0	0	1	11	0	0	0	0	0	0	0	0	11-0	9-5	1	2.99
Mar 04	PURDUE FORT WAYNE	5.0	3	0	0	0	7	1	0	0	0	0	0	0	0	8-0	10-5	1	2.82
Mar 04	MD EASTERN SHORE	7.0	3	0	0	0	9	0	0	0	0	0	0	1	0	4-0	11-5	1	2.62
Mar 05	WINTHROP	7.0	2	0	0	1	11	1	0	0	0	0	0	0	0	6-0	12-5	1	2.44
Mar 05	MD EASTERN SHORE	5.0	5	1	1	0	6	1	1	0	1	0	0	0	0	14-1	13-5	1	2.39
Mar 11	FAIRFIELD	6.0	1	0	0	1	6	0	0	0	0	0	0	0	0	8-0	14-5	1	2.27
Mar 11	NORFOLK STATE	7.0	11	6	5	4	7	3	0	0	1	0	0	1	0	7-6	15-5	2	2.42
Mar 13	FAIRFIELD	7.0	4	4	3	2	15	1	0	1	1	0	1	0	0	8-4	16-5	2	2.45
3/16/2022	at Ohio	6.2	10	8	5	7	8	2	1	2	0	0	0	0	0	7-8	16-6	2	2.59
*Mar 19	at UAB	6.0	2	1	1	0	7	0	0	0	0	0	1	1	0	0-1	16-7	2	2.53
*Mar 19	at UAB	6.0	11	5	5	1	2	2	0	0	0	0	1	0	0	2-5	16-8	2	2.67
*Mar 20	at UAB	6.1	11	8	5	1	3	3	1	0	0	0	1	0	0	7-8	16-9	2	2.78
*Mar 25	MIDDLE TENNESSEE	7.0	3	1	1	3	8	1	0	0	0	0	0	0	0	4-1	17-9	2	2.71
*Mar 26	MIDDLE TENNESSEE	6.0	2	1	1	3	3	1	0	0	0	0	0	1	0	9-1	18-9	2	2.65



# 2022 STATS OPPONENT GAME-BY-GAME HITTING (TOP) & PITCHING (BOTTOM)

## The Automated ScoreBook Opponent Game-by-Game for Marshall (as of May 09, 2022) Batting (All games)

Date	Opponent	ab	r	h	rbi	2b	3b	hr	tb	bb	lbb	sb	cs	hbp	sac	sf	gdp	k	po	a	e	lob	avg
Feb 11	vs Saint Joseph's	20	0	2	0	1	0	0	3	0	0	0	0	0	0	0	0	13	15	6	0	2	.100
Feb 11	vs Villanova	21	9	8	8	0	0	2	14	4	0	5	1	4	0	0	0	3	15	4	0	7	.244
Feb 12	vs Villanova	18	0	3	0	0	0	0	3	0	0	1	0	1	0	0	0	11	12	6	2	4	.220
Feb 12	vs Saint Joseph's	27	4	7	4	0	0	0	7	3	0	2	0	0	0	0	0	3	21	9	0	5	.233
Feb 18	vs South Carolina	29	7	10	7	2	0	3	21	2	0	0	0	2	0	1	0	3	21	7	2	9	.261
Feb 18	at Coastal Carolina	27	4	7	4	2	0	0	9	1	0	1	0	0	0	0	0	8	21	12	0	6	.261
2/19/22	vs South Carolina	31	7	8	6	2	0	1	13	3	0	6	0	1	1	0	0	10	21	16	0	8	.260
Feb 19	at Coastal Carolina	29	7	11	6	3	0	2	20	4	0	0	0	0	0	1	1	6	21	6	2	6	.277
Feb 20	vs Fordham	19	0	4	0	0	0	0	4	2	0	0	0	0	1	0	0	10	15	8	0	7	.271
Feb 25	vs Kent State	22	1	2	1	0	0	0	2	3	0	3	0	0	0	1	0	12	21	2	2	4	.255
Feb 25	vs Howard	20	2	6	2	1	0	2	13	1	0	0	0	1	0	0	0	2	12	5	1	5	.259
Feb 26	vs Howard	28	2	5	1	0	0	0	5	0	0	0	0	0	0	0	0	6	21	8	5	5	.251
Feb 26	at Campbell	28	3	6	2	0	0	0	6	2	0	2	0	0	0	0	0	13	21	8	2	6	.248
Mar 03	PURDUE FORT WAYNE	17	0	0	0	0	0	0	0	1	0	0	0	0	0	0	0	11	12	7	1	3	.235
Mar 04	PURDUE FORT WAYNE	18	0	3	0	1	0	0	4	0	0	0	0	0	0	0	0	7	14	7	0	3	.232
Mar 04	MD EASTERN SHORE	25	0	3	0	0	0	0	3	0	0	1	0	0	0	0	0	9	18	13	0	4	.224
Mar 05	WINTHROP	22	0	2	0	1	0	0	3	1	0	0	0	0	0	0	0	11	18	5	1	2	.217
Mar 05	MD EASTERN SHORE	19	1	5	1	1	1	0	8	0	0	0	0	0	0	1	0	6	12	4	1	4	.219
Mar 11	FAIRFIELD	19	0	1	0	0	0	0	1	1	0	0	0	0	0	0	0	6	15	9	0	2	.212
Mar 11	NORFOLK STATE	29	6	11	4	3	0	0	14	4	0	2	1	0	1	0	1	7	18	9	1	7	.222
Mar 13	FAIRFIELD	26	4	4	3	1	0	1	8	2	0	4	0	1	0	0	0	15	18	10	0	4	.219
3/16/2022	at Ohio	30	8	10	8	2	1	2	20	7	0	3	0	0	0	0	0	8	21	9	1	8	.225
*Mar 19	at UAB	17	1	2	1	0	0	0	2	0	0	1	0	1	1	1	0	7	21	7	0	1	.222
*Mar 19	at UAB	25	5	11	5	2	0	0	13	1	0	0	1	1	1	2	0	2	21	8	1	7	.231
*Mar 20	at UAB	31	8	11	8	3	1	0	16	1	0	0	0	1	0	0	0	3	21	9	1	6	.238
*Mar 25	MIDDLE TENNESSEE	24	1	3	1	1	0	0	4	3	0	0	0	0	0	0	0	8	18	4	1	5	.233
*Mar 26	MIDDLE TENNESSEE	20	1	2	1	1	0	0	3	3	0	0	0	0	0	0	1	3	17	4	0	4	.229
*Mar 27	MIDDLE TENNESSEE	21	1	3	1	0	0	1	6	2	0	0	0	0	0	0	0	9	17	5	1	4	.227
*Apr 01	CHARLOTTE	29	4	6	4	1	0	2	13	2	0	1	0	1	0	0	0	8	18	12	1	7	.226
*Apr 02	CHARLOTTE	33	10	11	10	1	0	1	15	6	0	1	0	3	1	0	0	8	23	13	0	9	.231
*Apr 03	CHARLOTTE	27	3	6	2	1	0	1	10	3	0	1	0	1	0	0	0	4	18	3	0	7	.230
*Apr 08	at Florida Atlantic	28	2	4	2	0	1	0	6	2	0	2	0	0	1	0	0	15	24	8	1	5	.227
*Apr 09	at Florida Atlantic	21	4	7	4	1	1	0	10	0	0	2	1	1	1	0	0	5	21	5	1	2	.230
*Apr 10	at Florida Atlantic	26	2	6	2	1	0	0	7	2	0	2	0	0	1	0	0	11	21	9	2	6	.230
Apr 12	at Northern Ky.	24	2	5	2	0	0	0	5	2	0	1	0	1	1	0	1	5	21	5	0	5	.229
Apr 12	at Northern Ky.	30	5	12	3	2	0	1	17	0	0	4	0	0	2	0	0	6	21	7	0	9	.235
*Apr 14	FIU	23	0	3	0	0	0	0	3	3	0	6	0	0	0	0	0	8	18	9	0	5	.233
*Apr 15	FIU	25	2	6	2	0	0	1	9	2	0	3	1	1	1	1	0	6	18	5	1	7	.233
*Apr 16	FIU	16	0	2	0	1	0	0	3	1	0	1	0	0	1	0	0	4	14	6	0	3	.231
Apr 20	MOREHEAD STATE	16	1	2	0	0	0	0	2	1	0	0	1	0	1	0	0	3	13	5	2	2	.229
*Apr 22	at WKU	23	0	2	0	0	0	0	2	4	0	2	0	1	0	0	0	11	21	10	0	7	.226
*Apr 23	at WKU	27	10	9	8	2	0	4	23	3	0	3	0	0	2	0	0	4	21	5	1	3	.229
*Apr 24	at WKU	24	10	11	9	3	0	1	17	1	0	4	0	0	0	1	0	4	15	6	0	4	.234
*Apr 29	UTEP	23	0	2	0	0	1	0	4	0	0	0	0	0	0	0	0	9	18	13	1	2	.231
*Apr 30	UTEP	27	4	7	3	0	0	0	7	3	0	4	0	0	2	1	0	11	21	7	0	8	.232
*May 01	UTEP	19	2	5	2	0	0	1	8	3	0	1	0	0	0	0	0	4	12	3	0	5	.232
*May 06	at North Texas	29	1	7	1	2	0	0	9	1	0	3	0	0	0	0	0	7	24	13	0	7	.232
*May 07	at North Texas	28	12	11	11	2	0	3	22	6	0	3	1	0	0	1	0	3	18	7	1	6	.236
*May 08	at North Texas	29	6	10	6	2	0	2	18	3	0	3	0	0	2	1	0	7	21	11	2	8	.239
Totals		1189	162	284	145	46	6	31	435	99	0	78	7	22	21	13	4	355	899	369	38	255	.239

## The Automated ScoreBook Opponent Game-by-Game for Marshall (as of May 09, 2022) Pitching (All games)

Date	Opponent	ip	h	r	er	bb	so	2b	3b	hr	wp	bk	hbp	dp	lbb	score	w-l	sv	era
Feb 11	vs Saint Joseph's	5.0	8	8	8	1	4	1	0	5	0	0	0	0	0	0-8	0-1	0	11.20
Feb 11	vs Villanova	5.0	3	1	1	0	6	0	0	0	0	0	1	0	0	9-1	1-1	0	6.30
Feb 12	vs Villanova	4.0	6	8	7	0	2	1	0	1	0	0	2	1	0	0-8	1-2	0	8.00
Feb 12	vs Saint Joseph's	7.0	7	6	6	2	6	5	0	1	1	0	0	0	0	4-6	1-3	0	7.33
Feb 18	vs South Carolina	7.0	7	5	5	5	2	2	0	0	1	0	0	0	0	7-5	2-3	0	6.75
Feb 18	at Coastal Carolina	7.0	6	3	3	3	5	0	0	2	0	0	0	1	0	4-3	3-3	0	6.00
2/19/22	vs South Carolina	7.0	8	3	3	4	0	0	0	1	0	0	1	3	0	7-3	4-3	1	5.50
Feb 19	at Coastal Carolina	7.0	10	9	7	1	5	2	0	3	1	0	3	1	0	7-9	4-4	1	5.71
Feb 20	vs Fordham	5.0	8	8	8	6	1	3	0	1	1	0	1	0	0	0-8	4-5	1	6.22
Feb 25	vs Kent State	7.0	2	0	0	4	14	1	0	0	0	0	2	1	0	1-0	5-5	1	5.51
Feb 25	vs Howard	4.0	14	15	14	5	2	3	0	0	2	0	0	0	0	2-15	5-6	1	6.68
Feb 26	vs Howard	7.0	6	9	5	10	5	1	0	1	0	0	5	0	0	2-9	5-7	1	6.51
Feb 26	at Campbell	7.0	9	6	6	2	7	4	0	1	0	0	0	0	0	3-6	5-8	1	6.47
Mar 03	Purdue Fort Wayne	4.0	12	11	10	2	2	2	0	3	0	0	0	0	0	0-11	5-9	1	7.00
Mar 04	Purdue Fort Wayne	4.2	11	8	7	4	1	1	0	0	1	0	1	0	0	0-8	5-10	1	7.19
Mar 04	MD Eastern Shore	6.0	7	4	4	1	1	2	0	0	2	0	0	0	0	0-4	5-11	1	7.02
Mar 05	Winthrop	6.0	6	6	4	4	3	2	0	0	1	0	0	1	0	0-6	5-12	1	6.88
Mar 05	MD Eastern Shore	4.0	16	14	12	4	1	2	1	1	1	0	1	1	0	1-14	5-13	1	7.43
Mar 11	Fairfield	5.0	13	8	8	2	2	5	0	2	0	0	0	0	0	0-8	5-14	1	7.60
Mar 11	Norfolk State	6.0	11	7	6	4	3	3	0	0	3	0	0	0	0	6-7	5-15	1	7.57
Mar 13	Fairfield	6.0	11	8	8	7	0	4	0	2	0	0	1	0	0	4-8	5-16	1	7.66
3/16/2022	at Ohio	7.0	11	7	5	9	4	0	0	1	0	0	3	2	0	8-7	6-16	1	7.51
*Mar 19	at UAB	7.0	4	0	0	2	5	1	0	0	0	0	0	0	0	1-0	7-16	1	7.12
*Mar 19	at UAB	7.0	5	2	1	3	3	1	0	1	0	0	1	2	0	5-2	8-16	2	6.82
*Mar 20	at UAB	7.0	10	7	6	1	6	1	0	3	0	0	1	0	0	8-7	9-16	2	6.78
*Mar 25	Middle Tennessee	6.0	5	4	4	0	3	1	0	2	0	0	2	0	0	1-4	9-17	2	6.70
*Mar 26	Middle Tennessee	5.2	9	9	9	6	2	2	0	3	0	0	0	0	0	1-9	9-18	2	6.85
*Mar 27	Middle Tennessee	5.2	10	9	8	6	3	7	0	1	0	0	1	0	0	1-9	9-19	2	6.96
*Apr 01	Charlotte	6.0	13	11	10	2	3	3	0	2	0	0	1	1	0	4-11	9-20	2	7.12
*Apr 02	Charlotte	7.2	19	11	11	6	4	1	1	3	1	0	0	0	0	10-11	9-21	2	7.25
*Apr 03	Charlotte	6.0	7	4	4	2	4	0	0	3	0	0	2	0	0	3-4	9-22	2	7.16
*Apr 08	at Florida Atlantic	8.0	7	7	7	1	3	2	0	3	0	0	0	0	0	2-7	9-23	2	7.12
*Apr 09	at Florida Atlantic	7.0	2	1	1	3	8	1	0	0	1	0	0	1	0	4-1	10-23	3	6.91
*Apr 10	at Florida Atlantic	7.0	6	3	2	3	6	1	0	1	1	0	2	0	0	2-3	10-24	3	6.74
Apr 12	at Northern Ky.	7.0	8	3	3	2	2	5	0	0	0	0	1	0	0	2-3	10-25	3	6.62
Apr 12	at Northern Ky.	7.0	6	4	4	2	5	2	0	1	2	0	0	0	0	5-4	11-25	4	6.54
*Apr 14	FIU	6.0	11	6	6	4	2	2	0	2	0	0	0	0	0	0-6	11-26	4	6.55
*Apr 15	FIU	6.0	7	3	3	3	4	0	0	0	0	0	4	0	0	2-3	11-27	4	6.47
*Apr 16	FIU	4.2	10	8	8	4	1	1	0	1	4	0	1	1	0	0-8	11-28	4	6.58
Apr 20	Morehead State	4.1	8	9	6	6	2	2	0	2	0	0	1	0	0	1-9	11-29	4	6.63
*Apr 22	at WKU	7.0	5	2	2	1	5	0	0	1	1	0	1	2	0	0-2	11-30	4	6.50
*Apr 23	at WKU	7.0	10	9	8	7	3	0	0	3	2	0	0	0	0	10-9	12-30	4	6.55
*Apr 24	at WKU	5.0	3	0	0	0	4	0	0	0	0	0	0	0	0	10-0	13-30	4	6.42
*Apr 29	UTEP	6.0	4	1	1	1	0	2	0	0	0	0	0	1	0	0-1	13-31	4	6.30
*Apr 30	UTEP	7.0	9	3	3	1	2	0	0	1	0	0	1	0	0	4-3	14-31	4	6.22
*May 01	UTEP	4.0	12	13	13	5	1	3	0	5	1	0	2	1	0	2-13	14-32	4	6.46
*May 06	at North Texas	8.0	5	0	0	0	7	0	0	0	0	0	2	0	0	1-0	15-32	4	6.28
*May 07	at North Texas	6.0	7	4	3	5	3	1	0	0	3	0	0	0	0	12-4	16-32	5	6.22
*May 08	at North Texas	7.0	9	9	5	3	5	2	0	1	1	0	1	1	0	6-9	16-33	5	6.19
Totals		299.2	403	296	265	159	172	85	2	64	31	0	45	21	0	162-296	16-33	5	6.19

# 2022 STATS SUMMARY

## The Automated ScoreBook Games Summary for Marshall (as of May 09, 2022) (All games)

Score by innings	1	2	3	4	5	6	7	8	Total
Marshall	68	46	45	28	53	25	24	7	296
Opponents	28	27	29	15	15	24	22	2	162

### Record when ...

Overall	33-16	After 4 leading	26-3
Conference	15-9	..... trailing	3-11
Non-Conference	18-7	..... tied	4-2
Home games	20-1	After 5 leading	20-3
Away games	7-11	..... trailing	3-7
Neutral site	6-4	..... tied	1-4
Day games	30-15	After 6 leading	17-2
Night games	3-1	..... trailing	3-9
vs Left starter	4-2	..... tied	0-2
vs Right starter	29-14		
1-Run games	7-9	Hit 0 home runs	8-8
2-Run games	3-1	... 1 home run	11-5
5+Run games	18-3	... 2+ home runs	14-3
Extra innings	2-1		
Shutouts	12-4	Opponent 0 home runs	23-8
		..... 1 home run	6-3
Scoring 0-2 runs	2-7	..... 2+ HRs	4-5
..... 3-5 runs	6-6		
..... 6-9 runs	19-3	Made 0 errors	14-2
..... 10+ runs	6-0	.... 1 error	16-4
		.... 2+ errors	3-10
Opponent 0-2 runs	24-3		
..... 3-5 runs	5-5	Opp. made 0 errors	15-8
..... 6-9 runs	3-5	..... 1 error	11-6
..... 10+ runs	1-3	..... 2+ errors	7-2
Scored in 1st inning	18-3	Out-hit opponent	28-4
Opp. scored in 1st	7-10	Out-hit by opponent	2-10
Scores first	25-3	Hits are tied	3-2
Opp. scores first	8-13		

### Record when team scores:

Runs	0	1	2	3	4	5	6	7	8	9	10+
W-L	0-4	1-2	1-1	3-3	3-2	0-1	4-0	2-2	7-0	6-1	6-0

### Record when opponent scores:

Runs	0	1	2	3	4	5	6	7	8	9	10+
W-L	12-0	5-3	7-0	2-0	3-3	0-2	2-0	1-2	0-2	0-1	1-3

### Record when leading after:

Inn.	1	2	3	4	5	6
W-L	16-3	24-3	25-3	26-3	20-3	17-2

### Record when trailing after:

Inn.	1	2	3	4	5	6
W-L	4-9	3-10	4-10	3-11	3-7	3-9

### Record when tied after:

Inn.	1	2	3	4	5	6
W-L	13-4	6-3	4-3	4-2	1-4	0-2

Current winning streak: 1  
Longest winning streak: 11  
Longest losing streak: 4

Home attendance : 5240 ( 21 dates avg = 249 )  
Away attendance : 5139 ( 28 dates avg = 183 )  
Total attendance: 10379 ( 49 dates avg = 211 )

# 2022 MARSHALL RESULTS

## The Automated ScoreBook Game Results for Marshall (as of May 09, 2022) (All games)

Date	Opponent	Score	Inns	Overall	C-USA	Pitcher of record	Attend	Time
Feb 11, 2022	vs Saint Joseph's	w 8-0	6	1-0-0	0-0-0	NESTER, S. (W 1-0)	77	1:32
Feb 11, 2022	vs Villanova	L 1-9	5	1-1-0	0-0-0	JOYCE, C. (L 0-1)	80	1:50
Feb 12, 2022	vs Villanova	w 8-0	5	2-1-0	0-0-0	NESTER, S. (W 2-0)	74	1:22
Feb 12, 2022	vs Saint Joseph's	w 6-4	7	3-1-0	0-0-0	NESTER, S. (W 3-0)	54	1:50
# Feb 18, 2022	vs South Carolina	L 5-7	7	3-2-0	0-0-0	JOYCE, C. (L 0-2)	183	2:23
# Feb 18, 2022	at Coastal Carolina	L 3-4	7	3-3-0	0-0-0	NESTER, S. (L 3-1)	253	2:03
# 2/19/22	vs South Carolina	L 3-7	7	3-4-0	0-0-0	NESTER, S. (L 3-2)	237	2:31
# Feb 19, 2022	at Coastal Carolina	w 9-7	7	4-4-0	0-0-0	JOYCE, C. (W 1-2)	310	2:36
# Feb 20, 2022	vs Fordham	w 8-0	5	5-4-0	0-0-0	NESTER, S. (W 4-2)	216	1:52
Feb 25, 2022	vs Kent State	L 0-1	7	5-5-0	0-0-0	NESTER, S. (L 4-3)	174	1:59
Feb 25, 2022	vs Howard	w 15-2	5	6-5-0	0-0-0	JOYCE, C. (W 2-2)	112	2:14
Feb 26, 2022	vs Howard	w 9-2	7	7-5-0	0-0-0	FERINGA, B. (W 1-0)	149	2:27
Feb 26, 2022	at Campbell	w 6-3	7	8-5-0	0-0-0	NESTER, S. (W 5-3)	467	2:10
Mar 03, 2022	PURDUE FORT WAYNE	w 11-0	5	9-5-0	0-0-0	NESTER, S. (W 6-3)	175	1:35
Mar 04, 2022	PURDUE FORT WAYNE	w 8-0	5	10-5-0	0-0-0	JOYCE, C. (W 3-2)	250	1:38
Mar 04, 2022	MD EASTERN SHORE	w 4-0	7	11-5-0	0-0-0	NESTER, S. (W 7-3)	250	1:40
Mar 05, 2022	WINTHROP	w 6-0	7	12-5-0	0-0-0	NESTER, S. (W 8-3)	350	1:45
Mar 05, 2022	MD EASTERN SHORE	w 14-1	5	13-5-0	0-0-0	JOYCE, C. (W 4-2)	500	1:30
Mar 11, 2022	FAIRFIELD	w 8-0	6	14-5-0	0-0-0	NESTER, S. (W 9-3)	150	1:26
Mar 11, 2022	NORFOLK STATE	w 7-6	7	15-5-0	0-0-0	MCCOWN, B. (W 1-0)	150	2:11
Mar 13, 2022	FAIRFIELD	w 8-4	7	16-5-0	0-0-0	NESTER, S. (W 10-3)	150	2:25
3/16/2022	at Ohio	L 7-8	7	16-6-0	0-0-0	MCCOWN, B. (L 1-1)	0	3:05
* Mar 19, 2022	at UAB	L 0-1	7	16-7-0	0-1-0	NESTER, S. (L 10-4)	126	1:48
* Mar 19, 2022	at UAB	L 2-5	7	16-8-0	0-2-0	MCCOWN, B. (L)	150	1:51
* Mar 20, 2022	at UAB	L 7-8	7	16-9-0	0-3-0	NESTER, S. (L 10-5)	210	2:24
* Mar 25, 2022	MIDDLE TENNESSEE	w 4-1	7	17-9-0	1-3-0	NESTER, S. (W 11-5)	125	1:52
* Mar 26, 2022	MIDDLE TENNESSEE	w 9-1	6	18-9-0	2-3-0	JOYCE, C. (W 5-2)	125	1:45
* Mar 27, 2022	MIDDLE TENNESSEE	w 9-1	6	19-9-0	3-3-0	NESTER, S. (W 12-5)	150	1:58
* Apr 01, 2022	CHARLOTTE	w 11-4	7	20-9-0	4-3-0	NESTER, S. (W 13-5)	150	1:58
* Apr 02, 2022	CHARLOTTE	w 11-10	(8)	21-9-0	5-3-0	NESTER, S. (W 14-5)	320	2:49
* Apr 03, 2022	CHARLOTTE	w 4-3	7	22-9-0	6-3-0	NESTER, S. (W 15-5)	330	1:48
* Apr 08, 2022	at Florida Atlantic	w 7-2	(8)	23-9-0	7-3-0	NESTER, S. (W 16-5)	168	1:58
* Apr 09, 2022	at Florida Atlantic	L 1-4	7	23-10-0	7-4-0	JOYCE, C. (L 5-3)	261	1:40
* Apr 10, 2022	at Florida Atlantic	w 3-2	7	24-10-0	8-4-0	NESTER, S. (W 17-5)	0	2:10
Apr 12, 2022	at Northern Ky.-1	w 3-2	7	25-10-0	8-4-0	NESTER, S. (W 18-5)	45	1:48
Apr 12, 2022	at Northern Ky.-2	L 4-5	7	25-11-0	8-4-0	MCCOWN, B. (L 1-3)	57	2:00
* Apr 14, 2022	FIU	w 6-0	7	26-11-0	9-4-0	NESTER, S. (W 19-5)	175	1:54
* Apr 15, 2022	FIU	w 3-2	7	27-11-0	10-4-0	MCCOWN, B. (W 2-3)	315	2:09
* Apr 16, 2022	FIU	w 8-0	5	28-11-0	11-4-0	NESTER, S. (W 20-5)	500	1:25
Apr 20, 2022	MOREHEAD STATE	w 9-1	5	29-11-0	11-4-0	NESTER, S. (W 21-5)	250	1:27
* Apr 22, 2022	at WKU	w 2-0	7	30-11-0	12-4-0	NESTER, S. (W 22-5)	293	1:56
* Apr 23, 2022	at WKU	L 9-10	7	30-12-0	12-5-0	NESTER, S. (L 22-6)	209	2:14
* Apr 24, 2022	at WKU	L 0-10	5	30-13-0	12-6-0	NESTER, S. (L 22-7)	331	1:28
* Apr 29, 2022	UTEP	w 1-0	7	31-13-0	13-6-0	NESTER, S. (W 23-7)	225	1:28
* Apr 30, 2022	UTEP	L 3-4	7	31-14-0	13-7-0	NESTER, S. (L 23-8)	350	2:11
* May 01, 2022	UTEP	w 13-2	5	32-14-0	14-7-0	MCCOWN, B. (W 3-3)	250	2:01
* May 06, 2022	at North Texas	L 0-1	(8)	32-15-0	14-8-0	NESTER, S. (L 23-9)	448	2:13
* May 07, 2022	at North Texas	L 4-12	6	32-16-0	14-9-0	MCCOWN, B. (L 3-4)	217	2:39
* May 08, 2022	at North Texas	w 9-6	7	33-16-0	15-9-0	NESTER, S. (W 24-9)	238	2:50

\* = Conference game

() extra inning game





## 00 - So. - Autumn Owen - C

Mill Spring, N.C.

## Career Highs \*\* -at Gardner-Webb

At-Bats: 5 (4x) last vs. Charlotte 4/2/22  
Runs: 4 vs. Charlotte 4/2/22  
Hits: 4 at NC Central 3/20/19\*\*  
RBI: 5 (2x) last vs. Canisius 2/8/20\*\*  
Doubles: 2 (3x) last vs. Fairfield 3/13/22  
Triples: 2 vs. NC Central 2/28/20\*\*  
Home Runs: 2 (2x) last vs. UTEP 5/1/22  
Walks: 3 at Charleston Southern 4/18/19\*\*  
SB: 2 (2x) last vs. UMES 2/7/20\*\*  
Putouts: 16 vs. Fairfield 3/13/22  
Assists: 5 (3x) last at NKU 4/12/22

## Season Highs

At-Bats: 5 (2x) last vs. Charlotte 4/2  
Runs: 4 vs. Charlotte 4/2  
Hits: 3 (2x) last vs. Charlotte 4/2  
RBI: 4 vs. UTEP 5/1  
Doubles: 2 vs. Fairfield 3/13  
Triples:  
Home Runs: 2 vs. UTEP 5/1  
Walks: 1 (15x) last vs. UTEP 4/29  
SB: 1 (7x) last vs. UTEP 4/30  
Putouts: 16 vs. Fairfield 3/13  
Assists: 5 (3x) last at NKU 4/12

## Career/Season

2+ Hit Games: 37/13  
 2+ HR Games: 2/1  
 2+ Runs Games: 24/6  
 2+ RBI Games: 20/4  
 2+ BB Games: 10/  
 1,000 Avg. Games (at least 2-2): 9/2  
 Hitting Streaks 5+ Games: 7/2  
 Hitting Streaks 10+ Games: 0/  
 Career Long Hitting Streak: 6 (3x in 2019 & '22)  
 Season/Current Hit Streak: 6/0  
 Career Long OB Streak: 15 ('19)  
 Season/Current OB Streak: 14/2

#0 OWEN, Autumn - 47 games (All games)

Date	Opponent	Pos	AB	R	H	RBI	2B	3B	HR	BB	SB	CS	HBP	SAC	SF	GDP	K	PO	A	E	Avg
Feb 11	vs Saint Joseph's	*3b	2	1	1	0	0	0	0	0	0	0	0	0	0	0	1	0	1	1	.500
Feb 11	vs Villanova	c/ph	1	0	0	0	0	0	0	0	0	0	0	0	0	0	1	0	0	0	.333
Feb 12	vs Villanova	*3b	2	0	0	1	0	0	0	0	0	0	0	0	0	0	1	1	1	0	.200
Feb 12	vs Saint Joseph's	*3b	3	0	1	0	1	0	0	0	0	0	0	0	0	0	2	0	2	0	.250
Feb 18	vs South Carolina	ph/c	2	0	0	1	0	0	0	0	0	0	0	0	1	0	0	2	0	0	.200
2/19/22	vs South Carolina	*c/3b	2	0	0	0	0	0	0	1	0	1	0	0	0	1	0	4	2	0	.167
Feb 19	at Coastal Carolina	*3b	4	1	2	1	0	0	1	0	0	0	0	0	0	0	0	1	2	0	.250
Feb 20	vs Fordham	*3b	2	1	1	0	0	0	0	0	0	0	0	0	0	0	0	3	0	1	.278
Feb 25	vs Kent State	*3b	2	0	0	0	0	0	0	0	0	0	0	0	0	0	2	0	3	0	.250
Feb 26	vs Howard	*3b	5	0	2	0	0	0	0	0	1	0	0	0	0	0	0	0	2	0	.280
Feb 26	at Campbell	*3b	3	1	1	0	0	0	0	0	0	0	0	0	0	0	0	1	3	1	.286
Mar 03	PURDUE FORT WAYN	*3b/c	1	1	0	0	0	0	0	1	0	0	0	0	0	0	0	4	0	0	.276
Mar 04	PURDUE FORT WAYN	*3b	1	0	0	0	0	0	0	0	0	0	0	0	0	0	1	0	1	0	.267
Mar 04	MD EASTERN SHORE	*c	2	0	1	1	0	0	0	0	0	0	0	0	1	0	0	9	1	0	.281
Mar 05	WINTHROP	*3b	2	1	1	0	0	0	0	1	1	0	0	0	0	0	0	0	3	0	.294
Mar 05	MD EASTERN SHORE	*c	3	1	2	0	0	0	0	0	0	0	0	0	0	0	0	6	0	0	.324
Mar 11	FAIRFIELD	*3b	2	2	2	0	1	0	0	1	0	0	0	0	0	0	0	0	2	0	.359
Mar 11	NORFOLK STATE	*c	3	2	2	1	0	0	0	1	0	0	0	0	0	0	0	7	1	1	.381
Mar 13	FAIRFIELD	*c	3	0	3	2	2	0	0	1	1	0	0	0	0	0	0	16	0	0	.422
3/16/2022	at Ohio	*	4	0	0	0	0	0	0	1	0	0	0	0	0	0	2	0	2	0	.388
Mar 19	at UAB	*3b	3	0	0	0	0	0	0	0	0	0	0	0	0	0	1	0	3	0	.365
Mar 19	at UAB	*3b	2	0	0	0	0	0	0	0	0	0	0	0	0	0	1	1	1	0	.352
Mar 20	at UAB	*3b	4	1	2	1	0	0	1	0	0	0	0	0	0	0	1	1	3	0	.362
Mar 25	MIDDLE TENNESSEE	*3b	3	0	0	0	0	0	0	0	0	0	0	0	0	0	1	0	4	0	.344
Mar 26	MIDDLE TENNESSEE	*3b	4	1	2	1	1	0	0	0	0	0	0	0	0	0	0	0	5	0	.354
Mar 27	MIDDLE TENNESSEE	*3b	3	2	1	0	0	0	0	1	1	0	0	0	0	0	0	0	2	0	.353
Apr 01	CHARLOTTE	*3b	4	1	2	2	0	0	0	0	1	0	0	0	0	0	0	1	2	0	.361
Apr 02	CHARLOTTE	*3b	5	4	3	1	0	0	1	0	0	0	0	0	0	0	1	0	3	0	.377
Apr 03	CHARLOTTE	*3b	3	1	1	1	0	0	1	0	0	0	0	0	0	0	0	1	5	0	.375
Apr 08	at Florida Atlantic	*3b	4	0	0	0	0	0	0	0	0	0	0	0	0	0	2	0	4	1	.357
Apr 09	at Florida Atlantic	*3b	3	0	1	0	0	0	0	0	0	0	0	0	0	0	1	0	1	1	.356
Apr 10	at Florida Atlantic	*3b	3	0	1	1	1	0	0	1	0	0	0	0	0	0	0	0	0	0	.356
Apr 12	at Northern Ky.-1	*3b	3	0	1	0	1	0	0	0	0	0	0	0	0	0	0	0	5	0	.355
Apr 12	at Northern Ky.-2	*3b	2	1	0	0	0	0	0	1	1	0	0	0	0	0	0	3	2	0	.347
Apr 14	FIU	*3b	3	1	1	0	1	0	0	1	0	0	0	0	0	0	1	0	4	0	.347
Apr 15	FIU	*3b	3	2	1	0	0	0	0	1	0	0	0	0	0	0	1	1	0	1	.347
Apr 16	FIU	*3b	2	1	0	0	0	0	0	1	0	0	0	0	0	1	0	0	3	0	.340
Apr 20	MOREHEAD STATE	*3b	3	1	2	3	1	0	1	0	0	0	0	0	0	0	0	0	1	0	.349
Apr 22	at WKU	*3b	3	0	1	0	0	0	0	0	0	0	0	0	0	0	2	1	1	0	.349
Apr 23	at WKU	*3b	3	0	1	0	0	0	0	1	0	0	0	0	0	0	1	1	3	0	.348
Apr 24	at WKU	*3b	2	0	1	0	0	0	0	0	0	0	0	0	0	0	0	1	0	0	.351
Apr 29	UTEP	*3b	2	0	0	0	0	0	0	1	0	0	0	0	0	0	0	0	2	0	.345
Apr 30	UTEP	*3b	4	1	2	0	0	0	0	0	1	0	0	0	0	0	0	0	2	1	.350
May 01	UTEP	*3b	3	2	2	4	0	0	2	0	0	0	0	0	0	0	0	1	0	0	.358
May 06	at North Texas	*3b	3	0	0	0	0	0	0	0	0	0	0	0	0	0	3	3	2	0	.349
May 07	at North Texas	*3b	2	0	1	0	0	0	0	1	0	0	0	0	0	0	1	1	0	1	.352
May 08	at North Texas	*3b	3	1	0	0	0	0	0	1	0	0	0	0	0	0	1	1	4	0	.344
Totals		45qs	131	31	45	21	9	0	7	17	7	1	0	0	2	2	28	71	88	9	.344

On base pct. .413 • Slugging pct. .573

## Autumn Owen Collegiate Career Stats

Year	Avg.	GP/GS	AB	R	H	2B	3B	HR	RBI	TB	SLG%	BB	HBP	SO	GDP	OB%	SF	SH	SB/ATT	PO	A	E	DP	FLD%	CSB
2019 GWU	0.384	52/52	146	41	56	12	3	13	50	113	0.774	25	3	18	0	0.469	5	0	10/12	291	41	7	1	0.979	17
2020 GWU	0.386	29/29	83	25	32	7	5	4	22	61	0.735	21	1	14	0	0.505	2	1	11/11	158	22	4	1	0.978	5
2021 GWU	Did Not Play-Injury																								
2022 MAR	0.344	47/45	131	31	45	9	0	7	21	75	0.573	17	0	28	2	0.413	2	0	7/8	71	88	9	4	0.946	1
Totals	0.369	128/126	360	97	133	28	8	24	93	249	0.692	63	4	60	2	0.459	9	1	28/31	520	144	20	5	0.971	23
GWU (2 yrs)	0.384	81/81	229	66	88	19	8	17	72	174	0.760	46	4	32	0	0.483	7	1	21/23	449	63	11	2	0.979	22
MAR (1 yr)	0.344	47/45	131	31	45	9	0	7	21	75	0.573	17	0	28	2	0.413	2	0	7/8	71	88	9	4	0.946	1



# 1 - Sr. - Grace Chelemen - OF

Woodhaven, Michigan

## Career Highs

At-Bats: 6 vs. Charlotte 4/2/22  
Runs: 2 (13x) last at WKU 4/23/22  
Hits: 4 vs. Bellarmine 3/27/21  
RBI: 3 (2x) last vs. Akron 3/3/21  
Doubles: 2 (2x) last vs. MTSU 3/27/22  
Triples: 1 (3x) last vs. Charlotte 4/2/22  
Home Runs: 1 (3x) last vs. Valparaiso 3/6/21  
Walks: 2 (2x) last vs. South Carolina 2/19/22  
SB: 2 (2x) last vs. Valparaiso 3/7/21  
Putouts: 4 (7x) last at North Texas 5/7/22  
Assists: 1 (5x) last at North Texas 5/7/22

## Season Highs

At-Bats: 6 vs. Charlotte 4/2  
Runs: 2 (3x) last at WKU 4/23  
Hits: 3 (3x) last at North Texas 5/7  
RBI: 2 (4x) last at NKU 4/12  
Doubles: 2 vs. MTSU 3/27  
Triples: 1 vs. Charlotte 4/2  
Home Runs:  
Walks: 2 vs. South Carolina 2/19  
SB: 1 (7x) last at North Texas 5/8  
Putouts: 4 at North Texas 5/7  
Assists: 1 (4x) last at North Texas 5/7

## Career/Season

2+ Hit Games: 26/11  
2+ SB Games: 2/  
2+ Runs Games: 13/3  
2+ RBI Games: 9/4  
2+ BB Games: 2/1  
1,000 Avg. Games (at least 2-2): 2/1  
Hitting Streaks 5+ Games: 5/2  
Hitting Streaks 10+ Games:  
Career Long Hitting Streak: 7 ('22)  
Season/Current Hit Streak: 7/2  
Career Long OB Streak: 10 ('20 & '21)  
Season/Current OB Streak: 7/6

#1 CHELEMEN, Grace - 46 games (All games)

Date	Opponent	Pos	AB	R	H	RBI	2B	3B	HR	BB	SB	CS	HBP	SAC	SF	GDP	K	PO	A	E	Avg
Feb 11	vs Saint Joseph's	*of	2	1	0	0	0	0	0	1	1	0	0	0	0	0	1	0	0	0	.000
Feb 11	vs Villanova	*of	3	0	0	0	0	0	0	0	0	0	0	0	0	0	1	0	0	0	.000
Feb 12	vs Villanova	*of	3	1	0	0	0	0	0	0	0	0	0	0	0	0	0	0	0	0	.000
Feb 12	vs Saint Joseph's	*of	4	1	1	0	1	0	0	0	0	0	0	0	0	0	1	2	0	0	.083
Feb 18	vs South Carolina	*of	4	0	2	1	0	0	0	0	0	0	0	0	0	0	0	3	0	0	.188
Feb 18	at Coastal Carolina	*of	4	0	0	0	0	0	0	0	0	0	0	0	0	0	1	0	0	0	.150
2/19/22	vs South Carolina	*of	1	1	1	0	0	0	0	2	0	0	0	0	0	0	0	0	0	0	.190
Feb 19	at Coastal Carolina	*of	3	0	1	1	1	0	0	0	0	0	0	0	1	0	1	1	0	0	.208
Feb 20	vs Fordham	*of	4	1	2	2	0	0	0	0	0	0	0	0	0	0	0	1	0	0	.250
Feb 25	vs Kent State	*of	4	0	0	0	0	0	0	0	0	0	0	0	0	0	2	1	0	0	.219
Feb 26	vs Howard	*of	2	0	0	0	0	0	0	0	0	0	0	0	0	0	1	0	0	0	.206
Feb 26	at Campbell	of	1	0	0	0	0	0	0	0	0	0	0	0	0	0	1	0	0	0	.200
Mar 03	PURDUE FORT WAYN	of	0	0	0	0	0	0	0	0	0	0	0	0	0	0	0	0	0	0	.200
Mar 04	MD EASTERN SHORE	*of	2	1	0	0	0	0	0	1	0	0	0	0	0	0	0	1	1	0	.189
Mar 05	WINTHROP	pr/of	0	0	0	0	0	0	0	0	1	0	0	0	0	0	0	0	0	0	.189
Mar 05	MD EASTERN SHORE	of	0	0	0	0	0	0	0	0	0	0	0	0	0	0	0	0	0	0	.189
Mar 11	FAIRFIELD	pr/of	1	0	0	0	0	0	0	0	0	0	0	0	0	0	0	0	0	0	.184
Mar 11	NORFOLK STATE	of	0	0	0	0	0	0	0	0	0	0	0	0	0	0	0	0	0	0	.184
Mar 13	FAIRFIELD	of/of	0	0	0	0	0	0	0	1	0	0	0	0	0	0	0	0	0	0	.184
3/16/2022	at Ohio		2	2	2	0	0	0	0	1	0	0	0	0	0	0	0	3	0	0	.225
Mar 19	at UAB	*of	3	0	0	0	0	0	0	0	0	0	0	0	0	0	1	1	0	0	.209
Mar 20	at UAB	*of/pr	2	1	0	0	0	0	0	0	0	0	0	0	0	0	0	2	0	0	.200
Mar 25	MIDDLE TENNESSEE	*of	3	0	1	0	1	0	0	0	0	0	0	0	0	0	0	2	0	0	.208
Mar 26	MIDDLE TENNESSEE	*of	2	1	0	0	0	0	0	1	0	0	0	0	0	0	0	1	0	0	.200
Mar 27	MIDDLE TENNESSEE	*of	3	1	2	2	2	0	0	1	1	0	0	0	0	0	0	1	0	0	.226
Apr 01	CHARLOTTE	*of	3	2	2	0	0	0	0	0	0	0	0	1	0	0	0	2	0	0	.250
Apr 02	CHARLOTTE	*of	6	1	3	2	0	1	0	0	0	0	0	0	0	0	0	3	0	2	.274
Apr 03	CHARLOTTE	*of	4	0	1	0	0	0	0	0	0	0	0	0	0	0	0	2	0	0	.273
Apr 08	at Florida Atlantic	*of	4	1	1	1	0	0	0	0	0	0	0	0	0	0	0	1	0	0	.271
Apr 09	at Florida Atlantic	*of	3	0	0	0	0	0	0	0	0	0	0	0	0	0	2	1	0	0	.260
Apr 10	at Florida Atlantic	*of	4	0	1	1	0	0	0	0	0	0	0	0	0	0	0	0	0	0	.260
Apr 12	at Northern Ky.-1	*of	4	0	1	2	1	0	0	0	0	0	0	0	0	0	0	3	0	0	.259
Apr 12	at Northern Ky.-2	*of	3	1	1	0	0	0	0	0	1	0	0	0	0	0	0	1	0	0	.262
Apr 14	FIU	*of	3	1	1	1	0	0	0	0	1	0	0	1	0	0	0	1	0	0	.264
Apr 15	FIU	*of	3	0	1	1	0	0	0	1	0	0	0	0	0	0	0	1	0	0	.267
Apr 16	FIU	*of	3	1	2	0	0	0	0	0	0	0	0	0	0	0	0	0	0	0	.280
Apr 20	MOREHEAD STATE	*of	3	1	2	1	0	0	0	1	1	0	0	0	0	0	0	0	0	0	.292
Apr 22	at WKU	*of	3	0	0	0	0	0	0	0	0	0	0	0	0	0	1	0	0	0	.283
Apr 23	at WKU	*of	5	2	3	0	0	0	0	0	0	0	0	0	0	0	0	1	0	0	.298
Apr 24	at WKU	*of	2	0	0	0	0	0	0	0	0	0	0	0	0	0	0	1	0	0	.292
Apr 29	UTEP	*of	3	0	1	0	1	0	0	0	0	0	0	0	0	0	0	0	0	0	.294
Apr 30	UTEP	*of	3	0	2	0	0	0	0	0	0	0	0	0	0	0	0	0	0	1	.304
May 01	UTEP	*of	4	0	1	0	0	0	0	0	0	0	0	0	0	0	0	1	1	0	.302
May 06	at North Texas	*of	4	0	0	0	0	0	0	0	0	0	0	0	0	0	1	1	1	0	.292
May 07	at North Texas	*of	4	0	3	1	1	0	0	0	0	0	0	0	0	0	0	4	1	0	.306
May 08	at North Texas	*of	3	0	1	0	0	0	0	0	1	0	0	1	0	0	1	2	0	0	.307
Totals		38gs	127	21	39	16	8	1	0	10	7	0	0	4	1	0	15	44	4	3	.307

On base pct. .355 • Slugging pct. .386

## Grace Chelemen Collegiate Career Stats

	Avg.	GP/GS	AB	R	H	2B	3B	HR	RBI	TB	SLG%	BB	HBP	SO	GDP	OB%	SF	SH	SB/ATT	PO	A	E	DP	FLD%
2019 Mich	0.143	36/1	7	10	1	0	0	0	0	1	0.143	2	1	3	0	0.400	0	0	3/4	0	0	0	0	0.000
2020 MAR	0.293	25/20	58	16	17	0	2	1	5	24	0.414	9	1	9	0	0.391	1	2	6/7	29	0	1	1	0.967
2021 MAR	0.353	32/31	102	21	36	6	0	2	15	48	0.471	9	1	14	0	0.404	2	4	3/9	56	1	4	0	0.934
2022 MAR	0.307	46/38	127	21	39	8	1	0	16	49	0.386	10	0	15	0	0.355	1	4	7/7	44	4	3	4	0.941
<b>Totals</b>	<b>0.316</b>	<b>139/90</b>	<b>294</b>	<b>68</b>	<b>93</b>	<b>14</b>	<b>3</b>	<b>3</b>	<b>36</b>	<b>122</b>	<b>0.415</b>	<b>30</b>	<b>3</b>	<b>41</b>	<b>0</b>	<b>0.381</b>	<b>4</b>	<b>10</b>	<b>19/27</b>	<b>129</b>	<b>5</b>	<b>8</b>	<b>3</b>	<b>0.944</b>
MAR (3 yrs)	0.321	103/89	287	58	92	14	3	3	36	121	0.422	28	2	38	0	0.380	4	10	16/23	129	5	8	5	0.944



### 3 - RS-Sr. - Armani Brown - INF

Elk Grove, California

#### Career Highs

At-Bats: 5 (2x) last vs. Portland State 2/10/19  
Runs: 3 at Morehead State 4/30/19  
Hits: 3 (4x) last vs. Fairfield 3/11/22  
RBI: 3 (2x) last vs. UTEP 5/1/22  
Doubles: 1 (9x) last vs. UTEP 5/1/22  
Triples: 1 (2x) last vs. Charlotte 5/12/21  
Home Runs:  
Walks: 2 (5x) last at FIU 4/24/21  
SB: 1 (17x) last vs. UTEP 4/29/22  
Putouts: 6 (3x) last at MTSU 4/9/21  
Assists: 5 (3x) last vs. Charlotte 5/12/21

#### Season Highs

At-Bats: 3 (15x) last at North Texas 5/8  
Runs: 1 (16x) last at North Texas 5/8  
Hits: 3 vs. Fairfield 3/11  
RBI: 3 (2x) last vs. UTEP 5/1  
Doubles: 1 (2x) last vs. UTEP 5/1  
Triples:  
Home Runs:  
Walks: 1 (6x) last at WKU 4/23  
SB: 1 (5x) last vs. UTEP 4/29  
Putouts: 3 vs. Norfolk State 3/11  
Assists: 4 vs. UTEP 4/29

#### Career/Season

2+ Hit Games: 30/4  
2+ BB Games: 5/  
2+ Runs Games: 7/  
2+ RBI Games: 6/2  
1,000 Avg. Games (at least 2-2): 6/2  
Hitting Streaks 5+ Games: 1/  
Hitting Streaks 10+ Games:  
Career Long Hitting Streak: 6 ('19)  
Season/Current Hit Streak: 2/1  
Career Long OB Streak: 19 ('20)  
Season/Current OB Streak: 3/1

#3 BROWN, Armani - 45 games (All games)

Date	Opponent	Pos	AB	R	H	RBI	2B	3B	HR	BB	SB	CS	HBP	SAC	SF	GDP	K	PO	A	E	Avg
Feb 11	vs Saint Joseph's	*2b	1	0	0	0	0	0	0	0	0	0	0	1	0	0	0	0	1	0	.000
Feb 11	vs Villanova	*2b	1	0	0	0	0	0	0	0	0	0	0	0	0	0	0	1	1	0	.000
Feb 12	vs Villanova	*2b	2	0	0	0	0	0	0	0	0	0	0	0	0	0	0	0	1	0	.000
Feb 12	vs Saint Joseph's	*2b/pr	1	1	0	0	0	0	0	0	0	0	0	0	0	0	1	1	1	0	.000
Feb 18	vs South Carolina	*2b	0	0	0	0	0	0	0	0	0	0	0	0	0	0	0	1	0	0	.000
Feb 18	at Coastal Carolina	*2b	3	0	0	0	0	0	0	0	0	0	0	0	0	0	1	2	1	0	.000
2/19/22	vs South Carolina	ss	2	0	0	0	0	0	0	0	0	0	0	1	0	0	0	0	2	0	.000
Feb 19	at Coastal Carolina	2b	0	0	0	0	0	0	0	0	0	0	0	0	0	0	0	0	0	0	.000
Feb 25	vs Kent State	*2b	1	0	0	0	0	0	0	0	0	0	0	0	0	0	1	1	2	0	.000
Feb 25	vs Howard	2b	0	0	0	0	0	0	0	0	0	0	0	0	0	0	0	0	1	0	.000
Feb 26	vs Howard	*2b/pr	0	0	0	0	0	0	0	0	1	0	0	0	0	0	0	0	2	1	.000
Mar 04	PURDUE FORT WAYN	pr	0	0	0	0	0	0	0	0	0	0	0	0	0	0	0	0	0	0	.000
Mar 05	WINTHROP	*2b	3	0	0	0	0	0	0	0	0	0	0	0	0	0	1	1	3	0	.000
Mar 05	MD EASTERN SHORE	*2b	2	1	2	0	0	0	0	1	1	0	0	0	0	0	0	2	2	0	.125
Mar 11	FAIRFIELD	*2b	3	1	3	3	1	0	0	0	0	0	0	0	0	0	0	1	1	0	.263
Mar 11	NORFOLK STATE	*2b	1	0	0	0	0	0	0	0	0	0	0	1	0	0	0	3	2	0	.250
Mar 13	FAIRFIELD	*2b	3	1	1	0	0	0	0	1	0	0	0	0	0	0	0	0	1	0	.261
3/16/2022	at Ohio	*	3	0	0	0	0	0	0	0	0	0	0	0	0	0	0	0	0	0	.231
Mar 19	at UAB	*dh/2b	3	0	0	0	0	0	0	0	0	0	0	0	0	0	0	0	0	0	.207
Mar 19	at UAB	*2b	3	0	0	0	0	0	0	0	0	0	0	0	0	0	0	2	0	0	.188
Mar 20	at UAB	*dh/2b	1	1	0	0	0	0	0	1	0	0	0	0	0	0	1	1	2	0	.182
Mar 25	MIDDLE TENNESSEE	*ss	2	1	1	0	0	0	0	0	0	0	0	0	0	0	0	0	1	0	.200
Mar 26	MIDDLE TENNESSEE	*ss	2	0	0	0	0	0	0	0	0	0	0	1	0	0	1	1	0	1	.189
Mar 27	MIDDLE TENNESSEE	*ss	2	1	1	0	0	0	0	0	1	0	0	0	0	0	0	0	0	0	.205
Apr 01	CHARLOTTE	*ss	3	1	1	0	0	0	0	0	0	0	0	0	0	0	1	1	0	0	.214
Apr 02	CHARLOTTE	*ss/dh	2	0	0	0	0	0	0	0	0	0	0	0	0	0	1	2	2	0	.205
Apr 03	CHARLOTTE	*ss	3	0	0	0	0	0	0	0	0	0	0	0	0	0	0	0	3	1	.191
Apr 08	at Florida Atlantic	*dh/ss	2	1	0	0	0	0	0	1	0	0	0	0	0	0	0	1	0	0	.184
Apr 09	at Florida Atlantic	*ss	1	0	0	1	0	0	0	0	0	0	0	0	1	0	1	2	0	1	.180
Apr 10	at Florida Atlantic	*ss	2	1	1	0	0	0	0	1	0	0	0	0	0	0	0	0	2	0	.192
Apr 12	at Northern Ky.-1	*ss	3	1	2	0	0	0	0	0	0	0	0	0	0	0	0	1	1	0	.218
Apr 12	at Northern Ky.-2	*ss	3	0	0	0	0	0	0	0	0	0	0	0	0	0	1	1	2	1	.207
Apr 14	FIU	*ss	2	0	1	0	0	0	0	0	1	0	0	1	0	0	0	1	2	0	.217
Apr 15	FIU	*ss	2	0	0	0	0	0	0	0	0	0	0	0	0	0	0	0	3	0	.210
Apr 16	FIU	*ss	2	1	0	0	0	0	0	0	0	0	0	0	0	0	0	0	3	0	.203
Apr 20	MOREHEAD STATE	*ss	2	1	0	0	0	0	0	0	0	0	0	0	0	0	1	2	0	0	.197
Apr 22	at WKU	*ss	2	0	0	0	0	0	0	0	0	0	0	0	0	0	1	2	1	0	.191
Apr 23	at WKU	*ss	3	1	0	0	0	0	0	1	0	0	0	0	0	0	0	1	3	0	.183
Apr 24	at WKU	*ss	1	0	0	0	0	0	0	0	0	0	0	0	0	0	0	0	2	0	.181
Apr 29	UTEP	*ss	1	0	0	0	0	0	0	0	1	0	0	1	0	0	0	0	4	0	.178
Apr 30	UTEP	*ss	3	1	1	0	0	0	0	0	0	0	0	0	0	0	0	0	1	1	.184
May 01	UTEP	*ss	3	0	2	3	1	0	0	0	0	0	0	0	0	0	0	1	1	0	.203
May 06	at North Texas	*ss	2	0	0	0	0	0	0	0	0	0	0	0	0	0	1	0	1	0	.198
May 07	at North Texas	*dh/ss	1	0	0	0	0	0	0	0	0	0	0	0	0	0	0	1	1	1	.195
May 08	at North Texas	*ss/pr	3	1	1	0	0	0	0	0	0	0	0	0	0	0	0	0	0	0	.200
Totals		41gs	85	16	17	7	2	0	0	6	5	0	0	6	1	0	13	33	56	7	.200

On base pct. .250 • Slugging pct. .224

## Armani Brown Career Stats

Year	avg	gp-gs	ab	r	h	2b	3b	hr	rbi	tb	slg%	bb	hbp	so	gdp	ob%	sf	sh	sb-att	po	a	e	fld%
2018	.357	6-4	14	3	5	0	0	0	3	5	.357	1	0	1	0	.400	0	0	3-3	9	7	1	.941
2019	.272	62-62	191	30	52	4	1	0	11	58	.304	13	0	19	0	.316	2	7	6-8	95	93	9	.954
2020	.347	25-25	72	13	25	0	0	0	7	25	.347	4	0	11	0	.382	0	4	3-4	35	32	5	.931
2021	.246	32-24	61	12	15	3	1	0	2	20	.328	8	1	9	0	.343	0	3	0-2	61	44	4	.963
2022	.200	45-41	85	16	17	2	0	0	7	19	.224	6	0	13	0	.250	1	6	5-5	33	56	7	.927
TOTAL	.270	170-156	423	74	114	9	2	0	30	127	.300	32	1	53	0	.320	3	20	17-22	233	232	26	.947





## 4 - Fr. - Alex Coleman - OF

Asheboro, N.C.

### Season Highs

At-Bats: 3 (5x) last vs. FIU 4/16  
Runs: 2 vs. Howard 2/25  
Hits: 2 (3x) last at WKU 4/22  
RBI: 2 (2x) last vs. FIU 4/15  
Doubles:  
Triples:  
Home Runs:  
Walks: 2 vs. Howard 2/25  
SB: 1 (4x) last at WKU 4/22  
Putouts: 4 at UAB 3/19  
Assists:

### Career/Season

2+ Hit Games: 3  
2+ Runs Games: 1  
2+ RBI Games: 2  
2+ BB Games: 1  
1,000 Avg. Games (at least 2-2): 1  
Hitting Streaks 5+ Games:  
Hitting Streaks 10+ Games:  
Career Long Hitting Streak:  
Season/Current Hit Streak: 2/1  
Career Long OB Streak:  
Season/Current OB Streak: 5/1

#4 COLEMAN, Alex - 30 games (All games)

Date	Opponent	Pos	AB	R	H	RBI	2B	3B	HR	BB	SB	CS	HBP	SAC	SF	GDP	K	PO	A	E	Avg
Feb 11	vs Villanova	of	0	0	0	0	0	0	0	0	0	0	0	0	0	0	0	0	0	0	.000
Feb 12	vs Saint Joseph's	pr	0	1	0	0	0	0	0	0	0	0	0	0	0	0	0	0	0	0	.000
Feb 18	vs South Carolina	of	0	0	0	0	0	0	0	0	0	0	0	0	0	0	0	0	0	0	.000
Feb 18	at Coastal Carolina	pr/of	0	0	0	0	0	0	0	0	0	0	0	0	0	0	0	0	0	1	.000
Feb 20	vs Fordham	pr	0	1	0	0	0	0	0	0	0	0	0	0	0	0	0	0	0	0	.000
Feb 25	vs Kent State	pr	0	0	0	0	0	0	0	0	1	0	0	0	0	0	0	0	0	0	.000
Feb 25	vs Howard	*of	1	2	1	2	0	0	0	2	1	0	0	0	0	0	0	3	0	0	1.000
Feb 26	vs Howard	of	1	0	0	0	0	0	0	0	0	0	0	1	0	0	0	0	0	0	.500
Feb 26	at Campbell	*of	1	0	0	0	0	0	0	0	0	0	0	2	0	0	1	1	0	0	.333
Mar 03	PURDUE FORT WAYN	*of	2	1	1	0	0	0	0	0	1	0	0	0	0	0	1	0	0	0	.400
Mar 04	PURDUE FORT WAYN	*of	1	1	1	0	0	0	0	0	0	0	0	1	0	0	0	1	0	0	.500
Mar 04	MD EASTERN SHORE	*of	1	0	0	0	0	0	0	0	0	0	0	1	0	0	0	0	0	0	.429
Mar 05	WINTHROP	*of	2	1	0	0	0	0	0	1	0	0	0	0	0	0	0	0	0	0	.333
Mar 05	MD EASTERN SHORE	*of	1	1	0	0	0	0	0	0	0	0	0	0	0	0	0	1	0	0	.300
Mar 11	FAIRFIELD	*of	3	1	1	0	0	0	0	0	0	0	0	0	0	0	0	0	0	0	.308
Mar 11	NORFOLK STATE	*of	3	1	2	0	0	0	0	0	0	0	0	0	0	0	0	0	0	0	.375
Mar 13	FAIRFIELD	*of/of	2	0	0	0	0	0	0	0	0	0	0	0	0	0	0	0	0	0	.333
3/16/2022	at Ohio	*	1	0	0	0	0	0	0	0	0	0	0	0	0	0	0	1	0	0	.316
Mar 19	at UAB	pr	0	0	0	0	0	0	0	0	0	0	0	0	0	0	0	0	0	0	.316
Mar 19	at UAB	*dh/of	2	1	0	0	0	0	0	0	0	0	0	0	0	0	0	4	0	0	.286
Mar 20	at UAB	pr	0	1	0	0	0	0	0	0	0	0	0	0	0	0	0	0	0	0	.286
Mar 25	MIDDLE TENNESSEE	of	0	0	0	0	0	0	0	0	0	0	0	0	0	0	0	0	0	0	.286
Mar 26	MIDDLE TENNESSEE	pr	0	1	0	0	0	0	0	0	0	0	0	0	0	0	0	0	0	0	.286
Apr 02	CHARLOTTE	pr	0	1	0	0	0	0	0	0	0	0	0	0	0	0	0	0	0	0	.286
Apr 09	at Florida Atlantic	pr	0	0	0	0	0	0	0	0	0	0	0	0	0	0	0	0	0	0	.286
Apr 10	at Florida Atlantic	*of	3	0	0	0	0	0	0	0	0	0	0	0	0	0	0	2	0	0	.250
Apr 15	FIU	*of	3	0	2	2	0	0	0	0	0	0	0	0	0	0	0	0	0	0	.296
Apr 16	FIU	*of	3	0	1	0	0	0	0	0	0	0	0	0	0	0	0	0	0	0	.300
Apr 20	MOREHEAD STATE	*of	2	0	0	0	0	0	0	0	0	0	0	0	0	0	0	0	0	0	.281
Apr 22	at WKU	*of	2	0	2	0	0	0	0	0	1	0	0	0	0	0	0	0	0	0	.324
Totals		17gs	34	14	11	4	0	0	0	3	4	0	0	5	0	0	2	13	0	1	.324

On base pct. .378 • Slugging pct. .324

## Alex Coleman Career Stats

Year	avg	gp-gs	ab	r	h	2b	3b	hr	rbi	tb	slg%	bb	hbp	so	gdp	ob%	sf	sh	sb-att	po	a	e	fld%
2022	.324	30-17	34	14	11	0	0	0	4	11	.324	3	0	2	0	.378	0	5	4-4	13	0	1	.929
TOTAL	.324	30-17	34	14	11	0	0	0	4	11	.324	3	0	2	0	.378	0	5	4-4	13	0	1	.929



7 - R-Fr. - Amaya Lee - IF											Concord, Calif.										
Season Highs											Career/Season										
At-Bats: 1 vs. Purdue Fort Wayne 3/3											2+ Hit Games:										
Runs: 1 (15x) last at North Texas 5/8											2+ Runs Games:										
Hits:											2+ RBI Games:										
RBI:											2+ BB Games:										
Doubles:											1,000 Avg. Games (at least 2-2):										
Triples:											Hitting Streaks 5+ Games:										
Home Runs:											Hitting Streaks 10+ Games:										
Walks:											Career Long Hitting Streak:										
SB:											Season/Current Hit Streak:										
Putouts:											Career Long OB Streak:										
Assists:											Season/Current OB Streak:										

#7 LEE, Amaya - 35 games (All games)

Date	Opponent	Pos	AB	R	H	RBI	2B	3B	HR	BB	SB	CS	HBP	SAC	SF	GDP	K	PO	A	E	Avg
Feb 11	vs Saint Joseph's	pr	0	0	0	0	0	0	0	0	0	0	0	0	0	0	0	0	0	0	.000
Feb 12	vs Villanova	pr	0	1	0	0	0	0	0	0	0	0	0	0	0	0	0	0	0	0	.000
Feb 18	vs South Carolina	pr	0	1	0	0	0	0	0	0	0	0	0	0	0	0	0	0	0	0	.000
2/19/22	vs South Carolina	pr	0	0	0	0	0	0	0	0	0	0	0	0	0	0	0	0	0	0	.000
Feb 19	at Coastal Carolina	pr	0	1	0	0	0	0	0	0	0	0	0	0	0	0	0	0	0	0	.000
Feb 25	vs Kent State	pr	0	0	0	0	0	0	0	0	0	0	0	0	0	0	0	0	0	0	.000
Feb 26	vs Howard	pr	0	1	0	0	0	0	0	0	0	0	0	0	0	0	0	0	0	0	.000
Mar 03	PURDUE FORT WAYN	2b	1	0	0	0	0	0	0	0	0	0	0	0	0	0	1	0	0	0	.000
Mar 04	PURDUE FORT WAYN	pr	0	0	0	0	0	0	0	0	0	0	0	0	0	0	0	0	0	0	.000
Mar 05	MD EASTERN SHORE	pr	0	1	0	0	0	0	0	0	0	0	0	0	0	0	0	0	0	0	.000
Mar 11	FAIRFIELD	pr	0	1	0	0	0	0	0	0	0	0	0	0	0	0	0	0	0	0	.000
Mar 11	NORFOLK STATE	pr	0	0	0	0	0	0	0	0	0	0	0	0	0	0	0	0	0	0	.000
Mar 13	FAIRFIELD	pr	0	1	0	0	0	0	0	0	0	0	0	0	0	0	0	0	0	0	.000
3/16/2022	at Ohio		0	0	0	0	0	0	0	0	0	0	0	0	0	0	0	0	0	0	.000
Mar 19	at UAB	pr	0	0	0	0	0	0	0	0	0	0	0	0	0	0	0	0	0	0	.000
Mar 20	at UAB	pr	0	0	0	0	0	0	0	0	0	0	0	0	0	0	0	0	0	0	.000
Mar 26	MIDDLE TENNESSEE	pr	0	1	0	0	0	0	0	0	0	0	0	0	0	0	0	0	0	0	.000
Mar 27	MIDDLE TENNESSEE	pr	0	0	0	0	0	0	0	0	0	0	0	0	0	0	0	0	0	0	.000
Apr 01	CHARLOTTE	pr	0	1	0	0	0	0	0	0	0	0	0	0	0	0	0	0	0	0	.000
Apr 03	CHARLOTTE	pr	0	0	0	0	0	0	0	0	0	0	0	0	0	0	0	0	0	0	.000
Apr 08	at Florida Atlantic	pr	0	0	0	0	0	0	0	0	0	0	0	0	0	0	0	0	0	0	.000
Apr 09	at Florida Atlantic	pr	0	1	0	0	0	0	0	0	0	0	0	0	0	0	0	0	0	0	.000
Apr 10	at Florida Atlantic	pr	0	0	0	0	0	0	0	0	0	0	0	0	0	0	0	0	0	0	.000
Apr 12	at Northern Ky.-1	pr	0	0	0	0	0	0	0	0	0	0	0	0	0	0	0	0	0	0	.000
Apr 12	at Northern Ky.-2	pr	0	1	0	0	0	0	0	0	0	0	0	0	0	0	0	0	0	0	.000
Apr 14	FIU	pr	0	0	0	0	0	0	0	0	0	0	0	0	0	0	0	0	0	0	.000
Apr 15	FIU	pr	0	0	0	0	0	0	0	0	0	0	0	0	0	0	0	0	0	0	.000
Apr 16	FIU	pr	0	0	0	0	0	0	0	0	0	0	0	0	0	0	0	0	0	0	.000
Apr 20	MOREHEAD STATE	pr	0	1	0	0	0	0	0	0	0	0	0	0	0	0	0	0	0	0	.000
Apr 23	at WKU	pr	0	1	0	0	0	0	0	0	0	0	0	0	0	0	0	0	0	0	.000
Apr 29	UTEP	pr	0	0	0	0	0	0	0	0	0	0	0	0	0	0	0	0	0	0	.000
Apr 30	UTEP	pr	0	0	0	0	0	0	0	0	0	0	0	0	0	0	0	0	0	0	.000
May 06	at North Texas	pr	0	0	0	0	0	0	0	0	0	0	0	0	0	0	0	0	0	0	.000
May 07	at North Texas	pr	0	1	0	0	0	0	0	0	0	0	0	0	0	0	0	0	0	0	.000
May 08	at North Texas	pr	0	1	0	0	0	0	0	0	0	0	0	0	0	0	0	0	0	0	.000
Totals		Ogs	1	15	0	0	0	0	0	0	0	0	0	0	0	0	1	0	0	0	.000

On base pct. .000 • Slugging pct. .000

## Amaya Lee Career Stats

Year	avg	gp-gs	ab	r	h	2b	3b	hr	rbi	tb	slg%	bb	hbp	so	gdp	ob%	sf	sh	sb-att	po	a	e	fld%
2022	.000	35-0	1	15	0	0	0	0	0	0	.000	0	0	1	0	.000	0	0	0-0	0	0	0	.000
TOTAL	.000	35-0	1	15	0	0	0	0	0	0	.000	0	0	1	0	.000	0	0	0-0	0	0	0	.000



9 - Fr. - Lauren Love - IF										Matthews, N.C.									
Season Highs										Career/Season									
At-Bats: 5 vs. Fairfield 3/13										2+ Hit Games: 7									
Runs: 3 vs. Howard 2/25										2+ Runs Games: 5									
Hits: 4 vs. Howard 2/25										2+ RBI Games: 8									
RBI: 4 vs. Purdue Fort Wayne 3/3										2+ BB Games: 3									
Doubles: 2 vs. Winthrop 3/5										1,000 Avg. Games (at least 2-2): 3									
Triples:										Hitting Streaks 5+ Games: 1									
Home Runs: 1 (3x) last vs. Fairfield 3/13										Hitting Streaks 10+ Games:									
Walks: 2 (3x) last at WKU 4/23										Career Long Hitting Streak: 7									
SB: 1 vs. Howard 2/26										Season/Current Hit Streak: 7/1									
Putouts: 3 (2x) last vs. MSTU 3/26										Career Long OB Streak: 13									
Assists: 5 at Coastal Carolina 2/19										Season/Current OB Streak: 13/3									

#9 LOVE, Lauren - 41 games (All games)

Date	Opponent	Pos	AB	R	H	RBI	2B	3B	HR	BB	SB	CS	HBP	SAC	SF	GDP	K	PO	A	E	Avg
Feb 11	vs Villanova	2b	1	0	1	1	0	0	0	0	0	0	0	0	0	0	0	1	0	0	1.000
Feb 12	vs Villanova	*of	2	0	1	0	0	0	0	0	0	0	0	0	0	0	0	0	0	0	.667
Feb 12	vs Saint Joseph's	*of/2b	3	1	1	2	0	0	1	0	0	0	0	0	0	0	0	1	1	0	.500
Feb 18	vs South Carolina	*of/2b	3	2	1	0	1	0	0	1	0	0	0	0	0	0	0	1	2	0	.444
Feb 18	at Coastal Carolina	*of/ss	3	0	0	0	0	0	0	0	0	0	0	0	0	0	0	1	0	0	.333
2/19/22	vs South Carolina	*ss/of	3	0	1	0	0	0	0	0	0	0	0	0	0	1	0	0	2	1	.333
Feb 19	at Coastal Carolina	*2b	4	1	1	0	0	0	0	0	0	0	0	0	0	0	0	2	5	0	.316
Feb 20	vs Fordham	*2b	2	0	0	1	0	0	0	0	0	0	0	1	0	0	0	0	0	0	.286
Feb 25	vs Kent State	*ss/2b	2	0	0	0	0	0	0	0	0	0	1	0	0	0	1	1	0	0	.261
Feb 25	vs Howard	*2b/ss	4	3	4	3	1	0	0	0	0	0	0	0	0	0	0	0	0	0	.370
Feb 26	vs Howard	*ss	2	1	0	0	0	0	0	1	1	0	1	1	0	0	1	3	2	1	.345
Feb 26	at Campbell	*2b	3	1	1	0	1	0	0	0	0	0	0	1	0	0	1	0	0	0	.344
Mar 03	PURDUE FORT WAYN	*2b/ss	2	2	2	4	0	0	1	1	0	0	0	0	0	0	0	2	2	0	.382
Mar 04	PURDUE FORT WAYN	*2b	3	2	0	1	0	0	0	1	0	0	0	0	0	0	0	2	0	0	.351
Mar 04	MD EASTERN SHORE	*2b	3	0	2	1	0	0	0	0	0	0	0	0	0	0	0	0	2	0	.375
Mar 05	WINTHROP	*ss	4	1	3	2	2	0	0	0	0	0	0	0	0	0	0	1	0	0	.409
Mar 05	MD EASTERN SHORE	*ss	4	2	2	2	0	0	0	0	0	0	0	0	0	0	0	2	1	1	.417
Mar 11	FAIRFIELD	*ss	4	1	1	0	1	0	0	0	0	0	0	0	0	0	2	2	3	0	.404
Mar 11	NORFOLK STATE	*ss	4	0	1	1	1	0	0	0	0	0	0	0	0	0	1	1	3	0	.393
Mar 13	FAIRFIELD	*ss	5	1	1	2	0	0	1	0	0	0	0	0	0	0	0	0	0	0	.377
3/16/2022	at Ohio	*	3	1	1	0	0	0	0	2	0	0	0	0	0	0	1	1	1	0	.375
Mar 19	at UAB	*ss	3	0	0	0	0	0	0	0	0	0	0	0	0	0	0	0	0	0	.358
Mar 19	at UAB	*ss	4	0	0	0	0	0	0	0	0	0	0	0	0	0	0	0	0	0	.338
Mar 20	at UAB	*ss	4	0	1	0	0	0	0	0	0	0	0	0	0	0	0	2	1	0	.333
Mar 25	MIDDLE TENNESSEE	*2b	2	0	0	0	0	0	0	0	0	0	1	0	0	0	0	0	1	0	.325
Mar 26	MIDDLE TENNESSEE	*of	3	0	2	2	0	0	0	0	0	0	0	0	0	0	0	3	0	0	.338
Mar 27	MIDDLE TENNESSEE	*of	4	0	0	0	0	0	0	0	0	0	0	0	0	0	2	0	0	0	.321
Apr 01	CHARLOTTE	*of	3	0	0	0	0	0	0	0	0	0	0	0	0	0	0	1	0	0	.310
Apr 02	CHARLOTTE	*of/ss	3	1	3	1	1	0	0	2	0	0	0	0	0	0	0	1	0	0	.333
Apr 03	CHARLOTTE	*of	3	0	0	0	0	0	0	0	0	0	0	0	0	0	0	2	0	0	.323
Apr 08	at Florida Atlantic	*of	2	0	0	0	0	0	0	0	0	0	0	0	0	0	0	1	0	0	.316
Apr 09	at Florida Atlantic	*of	1	0	0	0	0	0	0	1	0	0	0	1	0	0	0	1	0	0	.312
Apr 10	at Florida Atlantic	of	0	0	0	0	0	0	0	0	0	0	0	0	0	0	0	0	0	0	.312
Apr 12	at Northern Ky.-1	*of	2	0	0	1	0	0	0	0	0	0	0	0	1	0	0	2	0	0	.306
Apr 12	at Northern Ky.-2	*of	1	0	0	0	0	0	0	0	0	0	0	0	0	0	0	0	0	0	.303
Apr 14	FIU	*of	3	0	1	0	0	0	0	0	0	0	0	0	0	0	0	1	0	0	.304
Apr 22	at WKU	of	1	0	0	0	0	0	0	0	0	0	0	0	0	0	0	0	0	0	.301
Apr 23	at WKU	*of	2	0	0	0	0	0	0	2	0	0	0	0	0	0	0	0	0	0	.295
Apr 29	UTEP	pr/of	0	1	0	0	0	0	0	0	0	0	0	0	0	0	0	0	0	0	.295
May 07	at North Texas	ph/ss	0	1	0	1	0	0	0	1	0	0	0	1	0	0	0	0	0	0	.295
May 08	at North Texas	*of/2b	4	0	1	2	1	0	0	0	0	0	0	0	0	0	0	2	0	0	.294
Totals		36gs	109	22	32	27	9	0	3	12	1	0	3	5	1	1	9	37	26	3	.294

On base pct. .376 • Slugging pct. .459

Lauren Love Career Stats																							
Year	avg	gp-gs	ab	r	h	2b	3b	hr	rbi	tb	slg%	bb	hbp	so	gdp	ob%	sf	sh	sb-att	po	a	e	fld%
2022	.294	41-36	109	22	32	9	0	3	27	50	.459	12	3	9	1	.376	1	5	1-1	37	26	3	.955
TOTAL	.294	41-36	109	22	32	9	0	3	27	50	.459	12	3	9	1	.376	1	5	1-1	37	26	3	.955





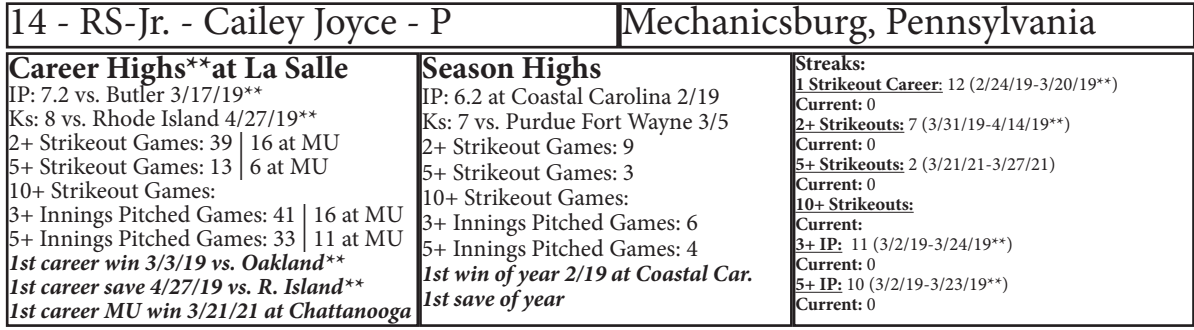
13 - Fr. - Rielly Lucas - IF	Huntington, W.Va.
<b>Season Highs</b> At-Bats: 3 (2x) last vs. Purdue Fort Wayne 3/3 Runs: 1 (6x) last at North Texas 5/8 Hits: 2 vs. Howard 2/25 RBI: 2 vs. (2x) last vs. Purdue Fort Wayne 3/3 Doubles: 1 vs. Purdue Fort Wayne 3/3 Triples: Home Runs: Walks: 2 (2x) last vs. Fairfield 3/13 HBP: 1 vs. Fairfield 3/13 SB: Putouts: Assists:	<b>Career/Season</b> 2+ Hit Games: 1 2+ Runs Games: 2+ RBI Games: 2 2+ BB Games: 2 1,000 Avg. Games (at least 2-2): Hitting Streaks 5+ Games: Hitting Streaks 10+ Games: Career Long Hitting Streak: 2 Season/Current Hit Streak: 2/0 Career Long OB Streak: 9 Season/Current OB Streak: 9/0

#13 LUCAS, Rielly - 21 games (All games)

Date	Opponent	Pos	AB	R	H	RBI	2B	3B	HR	BB	SB	CS	HBP	SAC	SF	GDP	K	PO	A	E	Avg
Feb 12	vs Villanova	ph	1	0	0	1	0	0	0	0	0	0	0	0	0	0	0	0	0	0	.000
Feb 12	vs Saint Joseph's	ph/of	1	0	0	0	0	0	0	1	0	0	0	0	0	0	0	0	0	0	.000
Feb 19	at Coastal Carolina	ph	1	1	1	0	0	0	0	0	0	0	0	0	0	0	0	0	0	0	.333
Feb 20	vs Fordham	ph	0	0	0	0	0	0	0	1	0	0	0	0	0	0	0	0	0	0	.333
Feb 25	vs Howard	*of	3	1	2	2	0	0	0	0	0	0	0	0	0	0	0	0	0	0	.500
Feb 26	vs Howard	ph/of	2	1	1	0	0	0	0	1	0	0	0	0	0	0	0	0	0	0	.500
Feb 26	at Campbell	*of/of	2	0	0	0	0	0	0	1	0	0	0	0	0	0	0	0	0	0	.400
Mar 03	PURDUE FORT WAYN	*of	3	1	1	2	1	0	0	0	0	0	0	0	0	0	0	0	0	0	.385
Mar 04	PURDUE FORT WAYN	*of	2	0	0	0	0	0	0	0	0	0	0	0	0	0	0	0	0	0	.333
Mar 05	MD EASTERN SHORE	*of	1	1	0	0	0	0	0	2	0	0	0	0	0	0	0	0	0	0	.312
Mar 11	NORFOLK STATE	ph	1	0	0	0	0	0	0	0	0	0	0	0	0	0	0	0	0	0	.294
Mar 13	FAIRFIELD	*of	0	0	0	0	0	0	0	2	0	0	1	0	0	0	0	0	0	0	.294
3/16/2022	at Ohio		1	0	0	0	0	0	0	0	0	0	0	0	0	0	0	0	0	0	.278
Mar 19	at UAB	ph	1	0	0	0	0	0	0	0	0	0	0	0	0	0	1	0	0	0	.263
Mar 27	MIDDLE TENNESSEE	dh	1	0	0	1	0	0	0	0	0	0	0	0	0	0	0	0	0	0	.250
Apr 02	CHARLOTTE	ph	0	0	0	0	0	0	0	1	0	0	0	0	0	0	0	0	0	0	.250
Apr 12	at Northern Ky.-2	ph/dh	1	0	0	0	0	0	0	0	0	0	0	0	0	0	1	0	0	0	.238
Apr 16	FIU	ph	1	0	1	1	0	0	0	0	0	0	0	0	0	0	0	0	0	0	.273
Apr 20	MOREHEAD STATE	ph	0	0	0	0	0	0	0	1	0	0	0	0	0	0	0	0	0	0	.273
Apr 24	at WKU	ph	1	0	0	0	0	0	0	0	0	0	0	0	0	0	1	0	0	0	.261
May 08	at North Texas	1b	0	1	0	0	0	0	0	0	0	0	0	0	0	0	0	0	0	0	.261
Totals		6gs	23	6	6	7	1	0	0	10	0	0	1	0	0	0	3	0	0	0	.261

On base pct. .500 • Slugging pct. .304

Rielly Lucas Career Stats																							
Year	avg	gp-gs	ab	r	h	2b	3b	hr	rbi	tb	slg%	bb	hbp	so	gdp	ob%	sf	sh	sb-att	po	a	e	fld%
2022	.261	21-6	23	6	6	1	0	0	7	7	.304	10	1	3	0	.500	0	0	0-0	0	0	0	.000
TOTAL	.261	21-6	23	6	6	1	0	0	7	7	.304	10	1	3	0	.500	0	0	0-0	0	0	0	.000



Date	Opponent	GS	IP	H	R	ER	BB	SO	2B	3B	HR	WP	BK	HBP	IBB	Score	W-L	Sv	ERA	NP
Feb 11	vs Villanova	*	1.0	2	3	3	1	2	0	0	2	0	0	1	0	1-9	0-1	0	21.00	20
Feb 12	vs Saint Joseph's	*	1.0	4	3	3	0	0	0	0	0	0	0	0	0	6-4	0-1	0	21.00	20
Feb 18	vs South Carolina		4.2	5	3	2	2	2	1	0	2	1	0	1	0	5-7	0-2	0	8.40	78
Feb 19	at Coastal Carolina	*	6.2	11	7	6	4	6	3	0	2	0	0	0	0	9-7	1-2	0	7.35	146
Feb 25	vs Howard	*	5.0	6	2	2	1	2	1	0	2	0	0	1	0	15-2	2-2	0	6.11	75
Mar 04	PURDUE FORT WAYN	*	5.0	3	0	0	0	7	1	0	0	0	0	0	0	8-0	3-2	0	4.80	76
Mar 05	MD EASTERN SHORE	*	5.0	5	1	1	0	6	1	1	0	1	0	0	0	14-1	4-2	0	4.20	74
Mar 11	NORFOLK STATE	*	1.1	6	5	5	0	1	3	0	0	0	0	0	0	7-6	4-2	0	5.19	46
Mar 26	MIDDLE TENNESSEE	*	4.0	2	1	1	3	2	1	0	0	0	0	0	0	9-1	5-2	0	4.78	71
Apr 02	CHARLOTTE	*	0.2	3	3	3	1	2	1	0	1	0	0	1	0	11-10	5-2	0	5.30	23
Apr 09	at Florida Atlantic	*	2.1	3	3	2	0	2	1	1	0	0	0	0	0	1-4	5-3	0	5.35	33
Apr 12	at Northern Ky.-2		0.1	4	2	2	0	0	0	0	1	0	0	0	0	4-5	5-3	0	5.68	14
May 07	at North Texas		1.0	3	3	3	1	0	0	0	1	0	0	0	0	4-12	5-3	0	6.08	29
Totals		10	38.0	57	36	33	13	32	13	2	11	2	0	4	0	94-68	5-3	0	6.08	-

Year	GP/GS	Avg.	AB	R	H	2B	3B	HR	RBI	TB	BB	HBP	K	SF	SB	OBP	SLG
2019	41/39	0.301	113	17	34	6	0	7	19	61	9	2	19	0	0	0.363	0.540

	ERA	W-L	APP	GS	CG	SHO	SV	IP	H	R	ER	BB	SO	2B	3B	HR	BF	BAvg.	WP	HBP	BK	SFA	SHA	PO	A	E	DP	FLD%
2019 La Salle	4.32	8-14	35	16	14	1/0	1	168.2	231	128	104	45	91	51	5	18	798	0.324	5	13	0	13	13	22	14	1	1	0.973
2020 La Salle	Did Not Play- Injured																											
2021 MAR	3.08	5-5	15	12	4	1/0	0	66.0	68	38	29	21	37	15	4	4	287	0.269	0	6	0	1	6	1	7	0	0	1.000
2022 MAR	6.08	5-3	13	10	3	1/0	0	38.0	57	36	33	13	32	13	2	11	186	0.344	2	4	0	4	3	2	4	0	1	1.000
Totals	4.26	18-22	63	38	21	3/0	1	272.2	356	202	166	79	160	79	11	33	1271	0.315	7	23	0	18	22	25	25	1	2	0.980
MAR (2 yrs)	4.17	10-8	28	22	7	2/0	0	104.0	125	74	62	34	69	28	6	15	473	0.301	2	10	0	5	9	3	11	0	1	1.000



16 - 5th Yr. - Saige Pye - INF										Stockton, California									
Career Highs										Season Highs									
At-Bats: 5 (3x) last vs. Charlotte 4/2/22										At-Bats: 5 vs. Charlotte 4/2									
Runs: 3 (3x) last vs. UTEP 5/1/22										Runs: 3 (3x) last vs. UTEP 5/1									
Hits: 4 at Kentucky 3/11/20										Hits: 3 (4x) last at FAU 4/8									
RBI: 7 at Kentucky 3/11/20										RBI: 6 vs. Charlotte 4/1									
Doubles: 3 vs. Florida Atlantic 4/17/21										Doubles: 2 at FAU 4/8									
Triples: 1 vs. Akron 3/4/20										Triples:									
HRs: 2 (4x) last vs. UTEP 5/1/22										HRs: 2 (3x) last vs. UTEP 5/1									
Walks: 2 (2x) last at Ohio 3/16/22										Walks: 2 at Ohio 3/16									
HBP: 2 vs. Howard 2/26/22										HBP: 2 vs. Howard 2/26									
Putouts: 2 (4x) last at Chattanooga 3/21/21										Putouts:									
Assists: 3 (2x) last vs. Bucknell 3/8										Assists:									
Career/Season																			
2+ Hit Games: 40/17										2+ HR Games: 4/3   Grand Slams: 1									
2+ Runs Games: 16/9										2+ RBI Games: 26/12									
2+ BB Games: 1/										1,000 Avg. Games (at least 2-2): 4/1									
Hitting Streaks 5+ Games: 5/2										Hitting Streaks 10+ Games:									
Career Long Hitting Streak: 12 (*21)										Season/Current Hit Streak: 6/1									
Career Long On Base Streak: 24 (*20)										Season/Current OB Streak: 11/1									

#16 PYE, Saige - 49 games (All games)

Date	Opponent	Pos	AB	R	H	RBI	2B	3B	HR	BB	SB	CS	HBP	SAC	SF	GDP	K	PO	A	E	Avg
Feb 11	vs Saint Joseph's	*dh	3	1	1	3	0	0	1	0	0	0	0	0	0	0	0	0	0	0	.333
Feb 11	vs Villanova	*dh	1	0	0	0	0	0	0	0	0	0	0	1	0	0	0	0	0	0	.250
Feb 12	vs Villanova	*dh	2	1	1	0	0	0	0	0	0	0	0	1	0	0	0	0	0	0	.333
Feb 12	vs Saint Joseph's	*dh	4	0	0	0	0	0	0	0	0	0	0	0	0	0	1	0	0	0	.200
Feb 18	vs South Carolina	*dh/of	3	1	1	0	1	0	0	1	0	0	0	0	0	0	0	0	0	0	.231
Feb 18	at Coastal Carolina	*dh	2	1	1	2	0	0	1	1	0	0	0	0	0	0	1	0	0	0	.267
2/19/22	vs South Carolina	*of/dh	4	0	1	0	0	0	0	0	0	0	0	0	0	1	0	0	0	0	.263
Feb 19	at Coastal Carolina	*dh	2	0	0	0	0	0	0	0	0	0	1	0	0	0	0	0	0	0	.238
Feb 20	vs Fordham	*dh	2	1	0	0	0	0	0	1	0	0	0	0	0	0	1	0	0	0	.217
Feb 25	vs Kent State	*dh	3	0	1	0	1	0	0	0	0	0	0	0	0	0	2	0	0	0	.231
Feb 25	vs Howard	*dh	2	2	1	1	0	0	0	1	0	0	0	0	0	0	0	0	0	0	.250
Feb 26	vs Howard	*dh	3	1	2	4	0	0	1	0	0	0	2	0	0	0	0	0	0	0	.290
Feb 26	at Campbell	*dh	4	2	2	2	1	0	1	0	0	0	0	0	0	0	1	0	0	0	.314
Mar 03	PURDUE FORT WAYN	*dh	3	2	2	3	0	0	1	0	0	0	0	0	0	0	0	0	0	0	.342
Mar 04	PURDUE FORT WAYN	*dh	4	1	3	2	0	0	0	0	0	0	0	0	0	0	0	0	0	0	.381
Mar 04	MD EASTERN SHORE	*dh	3	0	0	0	0	0	0	0	0	0	0	0	0	0	0	0	0	0	.356
Mar 05	WINTHROP	*dh	3	0	0	1	0	0	0	0	0	0	0	0	0	0	1	0	0	0	.333
Mar 05	MD EASTERN SHORE	*dh	4	1	3	0	0	0	0	0	0	0	0	0	0	0	0	0	0	0	.365
Mar 11	FAIRFIELD	*dh	2	0	1	0	0	0	0	1	0	0	0	0	0	0	0	0	0	0	.370
Mar 11	NORFOLK STATE	*dh	3	1	1	1	0	0	0	1	0	0	0	0	0	0	1	0	0	0	.368
Mar 13	FAIRFIELD	*dh	3	3	2	2	1	0	1	1	0	0	0	0	0	0	0	0	0	0	.383
3/16/2022	at Ohio	*	3	0	2	1	0	0	0	2	0	0	0	0	0	0	0	0	0	0	.397
Mar 19	at UAB	*2b/dh	2	0	0	0	0	0	0	1	0	0	0	0	0	0	0	0	0	0	.385
Mar 19	at UAB	*of/dh	3	0	1	1	0	0	0	0	0	0	0	0	0	0	0	0	0	0	.382
Mar 20	at UAB	*2b/dh	4	0	2	0	0	0	0	0	0	0	0	0	0	0	1	0	0	0	.389
Mar 25	MIDDLE TENNESSEE	*dh	2	0	0	1	0	0	0	0	0	0	0	0	1	0	0	0	0	0	.378
Mar 26	MIDDLE TENNESSEE	*dh	3	1	1	1	0	0	1	1	0	0	0	0	0	0	0	0	0	0	.377
Mar 27	MIDDLE TENNESSEE	*dh	4	1	2	2	1	0	1	0	0	0	0	0	0	0	0	0	0	0	.383
Apr 01	CHARLOTTE	*dh	4	2	3	6	0	0	2	0	0	0	0	0	0	0	0	0	0	0	.400
Apr 02	CHARLOTTE	*dh/ss	5	0	0	0	0	0	0	0	0	0	0	0	0	0	1	0	0	0	.378
Apr 03	CHARLOTTE	*dh	3	1	2	1	0	0	1	0	0	0	0	0	0	0	0	0	0	0	.387
Apr 08	at Florida Atlantic	*ss/dh	4	2	3	2	2	0	1	0	0	0	0	0	0	0	0	0	0	0	.402
Apr 09	at Florida Atlantic	*dh	3	0	0	0	0	0	0	0	0	0	0	0	0	0	3	0	0	0	.390
Apr 10	at Florida Atlantic	*dh	3	1	1	0	0	0	0	1	0	0	0	0	0	0	1	0	0	0	.388
Apr 12	at Northern Ky.-1	*dh	4	0	0	0	0	0	0	0	0	0	0	0	0	0	0	0	0	0	.374
Apr 12	at Northern Ky.-2	*dh	2	0	0	0	0	0	0	0	0	0	0	0	0	0	2	0	0	0	.367
Apr 14	FIU	*dh	3	1	2	1	0	0	1	1	0	0	0	0	0	0	0	0	0	0	.375
Apr 15	FIU	*dh	4	0	1	0	0	0	0	0	0	0	0	0	0	0	1	0	0	0	.371
Apr 16	FIU	*dh	2	2	2	1	0	0	1	1	0	0	0	0	0	0	0	0	0	0	.381
Apr 20	MOREHEAD STATE	*dh	2	1	0	0	0	0	0	1	0	0	0	0	0	0	1	0	0	0	.375
Apr 22	at WKU	*dh	3	0	0	0	0	0	0	0	0	0	0	0	0	0	1	0	0	0	.366
Apr 23	at WKU	*dh	4	3	2	5	0	0	2	1	0	0	0	0	0	0	1	0	0	0	.370
Apr 24	at WKU	*dh	2	0	0	0	0	0	0	0	0	0	0	0	0	0	0	0	0	0	.364
Apr 29	UTEP	*dh	3	0	1	0	0	0	0	0	0	0	0	0	0	0	0	0	0	0	.364
Apr 30	UTEP	*dh	3	0	0	0	0	0	0	1	0	0	0	0	0	0	0	0	0	0	.356
May 01	UTEP	*dh	4	3	3	4	1	0	2	0	0	0	0	0	0	0	0	0	0	0	.367
May 06	at North Texas	*dh	4	0	2	0	0	0	0	0	0	0	0	0	0	0	0	0	0	0	.371
May 07	at North Texas	*ss/dh	4	0	0	0	0	0	0	0	0	0	0	0	0	0	1	0	0	0	.361
May 08	at North Texas	*dh	4	1	2	1	0	0	0	0	0	0	0	0	0	0	2	0	0	0	.364
Totals		49gs	151	37	55	48	8	0	18	17	0	0	5	0	1	1	23	0	0	0	.364

On base pct. .443 • Slugging pct. .775

## Saige Pye Collegiate Career Stats

	Avg.	GP/GS	AB	R	H	2B	3B	HR	RBI	TB	SLG%	BB	HBP	SO	GDP	OB%	SF	SH	SB/ATT	PO	A	E	DP	FLD%
2018 GT	0.150	18/5	20	2	3	0	0	1	3	6	0.300	2	2	4	1	0.280	1	0	0/0	3	4	1	1	0.875
2019 GT	0.000	14/1	15	0	0	0	0	0	1	0	0.000	1	0	0	0	0.063	0	0	1/1	0	0	0	0	0.000
2020 MAR	0.463	25/25	80	20	37	6	1	8	28	69	0.863	11	2	5	2	0.532	1	0	0/0	11	12	2	0	0.920
2021 MAR	0.395	25/25	86	14	34	5	0	6	23	57	0.663	8	3	9	2	0.459	1	0	0/1	3	3	2	0	0.750
2022 MAR	0.364	49/49	151	37	55	8	0	18	48	117	0.775	17	5	23	1	0.443	1	0	0/0	0	0	0	0	0.000
Totals	0.366	131/105	352	73	129	19	1	33	103	249	0.707	39	12	38	6	0.442	4	0	1/2	17	19	5	1	0.878
GT (2 yrs)	0.086	32/6	35	2	3	0	0	1	4	6	0.171	3	2	4	1	0.195	1	0	1/1	3	4	1	1	0.875
MAR (3 yrs)	0.397	99/99	317	71	126	19	1	32	99	243	0.767	36	10	37	5	0.470	3	0	0/1	14	15	4	0	0.879





20 - Sr. - Camryn Michallas - INF										Huntington, West Virginia									
<b>Career Highs (Div. I) ** at Akron</b>										<b>Season Highs</b>									
At-Bats: 4 at Coastal Carolina 2/19/22										At-Bats: 4 at Coastal Carolina 2/19									
Runs: 2 (2x) last vs. Purdue Fort Wayne 3/4/22										Runs: 2 vs. Purdue Fort Wayne 3/4									
Hits: 2 (2x) last vs. Purdue Fort Wayne 3/3/22										Hits: 2 vs. Purdue Fort Wayne 3/3									
RBI: 2 (4x) last at Coastal Carolina 2/19/22										RBI: 2 (2x) last at Coastal Carolina 2/19									
Doubles: 1 (2x) last at Campbell 2/26/22										Doubles: 1 at Campbell 2/26									
Triples:										Triples:									
HRs:										Home Runs:									
Walks: 1 (7x) last at Charlotte 5/9/21										Walks:									
SB: 1 (3x) last vs. UMES 3/4/22										SB: 1 vs. UMES 3/4									
HBP: 1 vs. Purdue Fort Wayne 3/4/22										HBP: 1 vs. Purdue Fort Wayne 3/4									
Putouts: 4 vs. Mercer 2/23/19**										Putouts: 3 (2x) last vs. Howard 2/26									
Assists: 5 vs. Western Michigan 3/29/19**										Assists: 4 at Coastal Carolina 2/18									
<b>Career/Season (Div. I)</b>										2+ Hit Games: 2/1									
2+ HR Games:										2+ HR Games:									
2+ Runs Games: 2/1										2+ Runs Games: 2/1									
2+ RBI Games: 4/2										2+ RBI Games: 4/2									
2+ BB Games:										2+ BB Games:									
1.000 Avg. Games (at least 2-2): 2/1										1.000 Avg. Games (at least 2-2): 2/1									
Hitting Streaks 5+ Games: 1										Hitting Streaks 5+ Games: 1									
Hitting Streaks 10+ Games:										Hitting Streaks 10+ Games:									
Career Long Hitting Streak: 6 (*22)										Career Long Hitting Streak: 6 (*22)									
Season/Current Hit Streak: 6/6										Season/Current Hit Streak: 6/6									
Career Long On Base Streak: 10 (2022)										Career Long On Base Streak: 10 (2022)									
Season/Current OB Streak: 10/10										Season/Current OB Streak: 10/10									

Will miss remainder of the 2022 season due to a hand injury suffered March 4 vs. Maryland Eastern Shore.

#20 MICHALLAS, Camryn - 14 games (All games)

Date	Opponent	Pos	AB	R	H	RBI	2B	3B	HR	BB	SB	CS	HBP	SAC	SF	GDP	K	PO	A	E	Avg
Feb 11	vs Villanova	*3b	2	0	1	0	0	0	0	0	0	0	0	0	0	0	0	0	2	0	.500
Feb 12	vs Villanova	*ss	1	0	0	0	0	0	0	0	0	0	0	0	0	0	1	1	0	0	.333
Feb 12	vs Saint Joseph's	*ss	2	0	0	0	0	0	0	0	0	0	0	0	0	0	0	3	3	0	.200
Feb 18	vs South Carolina	*3b	3	0	1	2	0	0	0	0	0	0	0	0	0	0	0	0	1	2	.250
Feb 18	at Coastal Carolina	*3b	3	0	1	0	0	0	0	0	0	0	0	0	0	1	0	0	4	0	.273
2/19/22	vs South Carolina	*3b	0	0	0	0	0	0	0	0	0	0	0	0	0	0	0	0	0	1	.273
Feb 19	at Coastal Carolina	*ss	4	1	1	2	0	0	0	0	0	0	0	0	0	0	0	0	3	0	.267
Feb 20	vs Fordham	*ss	2	1	0	0	0	0	0	0	0	0	0	0	0	0	0	1	1	0	.235
Feb 25	vs Kent State	ph/ss	2	0	1	0	0	0	0	0	0	0	0	0	0	0	1	0	0	0	.263
Feb 25	vs Howard	*ss	3	1	1	1	0	0	0	0	0	0	0	0	0	0	1	3	1	0	.273
Feb 26	at Campbell	*ss	3	1	1	0	1	0	0	0	0	0	0	0	0	0	1	1	2	0	.280
Mar 03	PURDUE FORT WAYN	*ss	2	1	2	0	0	0	0	0	0	0	0	0	0	0	0	0	1	1	.333
Mar 04	PURDUE FORT WAYN	*ss	2	2	1	0	0	0	0	0	0	0	1	0	0	0	0	0	1	0	.345
Mar 04	MD EASTERN SHORE	*ss	1	0	1	0	0	0	0	0	1	0	0	0	0	0	0	1	0	0	.367
Totals		13gs	30	7	11	5	1	0	0	0	1	0	1	0	0	1	4	10	19	4	.367

On base pct. .387 • Slugging pct. .400

## Camryn Michallas Collegiate Career Stats

	Avg.	GP/GS	AB	R	H	2B	3B	HR	RBI	TB	SLG%	BB	HBP	SO	GDP	OB%	SF	SH	SB/ATT	PO	A	E	DP	FLD%
2019 Akron	0.105	34/32	57	5	6	0	0	0	5	6	0.105	6	0	7	0	0.188	1	2	2/4	45	45	15	1	0.857
2020 GCSC*	0.329	26/26	70	18	23	6	0	1	11	32	0.457	10	0	12	1	0.412	0	3	1/1	32	46	8	6	0.907
2021 MAR	0.115	17/9	26	5	3	1	0	0	5	4	0.154	1	0	3	0	0.148	0	2	0/0	9	22	1	0	0.969
2022 MAR	0.367	14/13	30	7	11	1	0	0	5	12	0.400	0	1	4	1	0.387	0	0	1/1	10	19	4	2	0.879
<b>DIV. I Totals</b>	<b>0.177</b>	<b>65/54</b>	<b>113</b>	<b>17</b>	<b>20</b>	<b>2</b>	<b>0</b>	<b>0</b>	<b>15</b>	<b>22</b>	<b>0.195</b>	<b>7</b>	<b>1</b>	<b>14</b>	<b>1</b>	<b>0.230</b>	<b>1</b>	<b>4</b>	<b>3/5</b>	<b>64</b>	<b>86</b>	<b>20</b>	<b>3</b>	<b>0.882</b>
MAR (2 yrs)	0.25	31/22	56	12	14	2	0	0	10	16	0.286	1	1	7	1	0.276	0	2	1/1	19	41	5	2	0.923

\* GCSC - Gulf Coast State College JUCO



## 21 - RS-Jr. - Sydney Nester - Pitcher | Hillsville, Va.

### Career Highs \*\* - at NC State

IP: 9.0 vs. Duke 4/20/19\*\*  
Ks: 15 (2x) last vs. Fairfield 3/13/22  
2+ Strikeout Games: 94 | 36 at MU  
5+ Strikeout Games: 61 | 26 at MU  
10+ Strikeout Games: 16 | 12 at MU  
3+ Innings Pitched Games: 87 | 31 at MU  
5+ Innings Pitched Games: 65 | 30 at MU  
*1st career win vs. Illinois State 2/8/19\*\**  
*1st career save vs. UNCW 3/27/19\*\**  
*1st Marshall win vs. Saint Joseph's 2/11/22*

### Season Highs

IP: 8.0 at FAU 4/8  
Ks: 15 (2x) last at FAU 4/8  
2+ Strikeout Games: 36  
5+ Strikeout Games: 26  
10+ Strikeout Games: 12  
3+ Innings Pitched Games: 31  
5+ Innings Pitched Games: 30  
*1st win of year vs. Saint Joseph's 2/11*  
*1st save of year at Coastal Car. 2/19*

### Streaks:

**1 Strikeout Career:** 33 (2/20/22-Present)  
**Current:** 33  
**2+ Strikeouts Career:** 18 (3/27/22-Present)  
**Current:** 18  
**5+ Strikeouts Career:** 6 (3/2/19-3/15/19)  
**Current:** 4  
**10+ Strikeouts Career:** 2 4x in 2022  
**Current:** 0  
**3+ IP Career:** 9 (2/21/20-3/8/20)  
**Current:** 4  
**5+ IP Career:** 5 (3/13/22-3/25/22)  
**Current:** 4

#21 NESTER, Sydney - 39 appearances (All games)

Date	Opponent	GS	IP	H	R	ER	BB	SO	2B	3B	HR	WP	BK	HBP	IBB	Score	W-L	Sv	ERA	NP
Feb 11	vs Saint Joseph's	*	6.0	2	0	0	0	13	1	0	0	0	0	0	0	8-0	1-0	0	0.00	81
Feb 12	vs Villanova	*	5.0	3	0	0	0	11	0	0	0	0	0	0	1	8-0	2-0	0	0.00	79
Feb 12	vs Saint Joseph's	*	3.0	1	0	0	1	1	0	0	0	0	0	0	0	6-4	3-0	0	0.00	50
Feb 18	at Coastal Carolina	*	6.0	7	4	1	1	8	2	0	0	1	0	0	0	3-4	3-1	0	0.35	100
2/19/22	vs South Carolina	*	6.1	7	7	6	3	9	2	0	1	1	0	1	0	3-7	3-2	0	1.86	130
Feb 19	at Coastal Carolina	*	0.1	0	0	0	0	0	0	0	0	0	0	0	0	9-7	3-2	1	1.84	5
Feb 20	vs Fordham	*	5.0	4	0	0	2	10	0	0	0	1	0	0	0	8-0	4-2	1	1.55	91
Feb 25	vs Kent State	*	7.0	2	1	1	3	12	0	0	0	0	0	0	0	0-1	4-3	1	1.45	114
Feb 26	vs Howard	*	2.0	0	0	0	0	4	0	0	0	0	0	0	0	9-2	4-3	1	1.38	18
Feb 26	at Campbell	*	7.0	6	3	1	2	13	0	0	0	1	0	0	0	6-3	5-3	1	1.32	126
Mar 03	PURDUE FORT WAYN	*	5.0	0	0	0	1	11	0	0	0	0	0	0	0	11-0	6-3	1	1.20	72
Mar 04	MD EASTERN SHORE	*	7.0	3	0	0	0	9	0	0	0	0	0	0	0	4-0	7-3	1	1.06	87
Mar 05	WINTHROP	*	7.0	2	0	0	1	11	1	0	0	0	0	0	0	6-0	8-3	1	0.95	93
Mar 11	FAIRFIELD	*	6.0	1	0	0	1	6	0	0	0	0	0	0	0	8-0	9-3	1	0.87	71
Mar 11	NORFOLK STATE	*	2.0	1	0	0	0	3	0	0	0	0	0	0	0	7-6	9-3	2	0.84	25
Mar 13	FAIRFIELD	*	7.0	4	4	3	2	15	1	0	1	1	0	1	0	8-4	10-3	2	1.03	110
3/16/2022	at Ohio	*	6.0	10	5	5	4	8	2	1	2	0	0	0	0	7-8	10-3	2	1.36	145
Mar 19	at UAB	*	6.0	2	1	1	0	7	0	0	0	0	0	0	1	0-1	10-4	2	1.35	80
Mar 20	at UAB	*	6.1	11	8	5	1	3	3	1	0	0	0	1	0	7-8	10-5	2	1.61	128
Mar 25	MIDDLE TENNESSEE	*	7.0	3	1	1	3	8	1	0	0	0	0	0	0	4-1	11-5	2	1.57	114
Mar 26	MIDDLE TENNESSEE	*	2.0	0	0	0	0	1	0	0	0	0	0	0	0	9-1	11-5	2	1.54	20
Mar 27	MIDDLE TENNESSEE	*	6.0	3	1	1	2	9	0	0	1	1	0	0	0	9-1	12-5	2	1.52	90
Apr 01	CHARLOTTE	*	7.0	6	4	3	2	8	1	0	2	1	0	1	0	11-4	13-5	2	1.61	125
Apr 02	CHARLOTTE	*	1.0	2	1	1	1	3	0	0	0	0	0	1	0	11-10	14-5	2	1.65	27
Apr 03	CHARLOTTE	*	7.0	6	3	2	3	4	1	0	1	1	0	1	0	4-3	15-5	2	1.67	122
Apr 08	at Florida Atlantic	*	8.0	4	2	2	2	15	0	1	0	0	0	0	0	7-2	16-5	2	1.67	127
Apr 10	at Florida Atlantic	*	7.0	6	2	1	2	11	1	0	0	2	0	0	0	3-2	17-5	2	1.64	129
Apr 12	at Northern Ky.-1	*	7.0	5	2	1	2	5	0	0	0	0	0	1	0	3-2	18-5	2	1.61	102
Apr 14	FIU	*	7.0	3	0	0	3	8	0	0	0	0	0	0	0	6-0	19-5	2	1.54	122
Apr 15	FIU	*	2.0	3	1	1	0	2	0	0	0	0	0	0	0	3-2	19-5	3	1.57	37
Apr 16	FIU	*	5.0	2	0	0	1	4	1	0	0	0	0	0	0	8-0	20-5	3	1.52	70
Apr 20	MOREHEAD STATE	*	5.0	2	1	0	1	3	0	0	0	0	0	0	0	9-1	21-5	3	1.47	56
Apr 22	at WKU	*	7.0	2	0	0	4	11	0	0	0	0	0	1	0	2-0	22-5	3	1.42	131
Apr 23	at WKU	*	2.1	5	5	4	1	2	1	0	2	0	0	0	0	9-10	22-6	3	1.55	48
Apr 24	at WKU	*	2.0	5	6	6	0	2	1	0	1	0	0	0	0	0-10	22-7	3	1.77	54
Apr 29	UTEP	*	7.0	2	0	0	0	9	0	1	0	0	0	0	0	1-0	23-7	3	1.70	104
Apr 30	UTEP	*	7.0	7	4	0	3	11	0	0	0	0	0	0	0	3-4	23-8	3	1.64	157
May 06	at North Texas	*	7.1	7	1	0	1	7	2	0	0	0	0	0	0	0-1	23-9	3	1.58	108
May 08	at North Texas	*	7.0	10	6	6	3	7	2	0	2	1	0	0	0	9-6	24-9	3	1.73	139
Totals			31	210.2	149	73	52	56	284	23	4	13	11	0	10	0 229-115	24-9	3	1.73	-

## Sydney Nester Collegiate Career Stats

	ERA	W-L	APP	GS	CG	SHO	SV	IP	H	R	ER	BB	SO	2B	3B	HR	BF	BAvg.	WP	HBP	BK	SFA	SHA	PO	A	E	DP	FLD%
2019 NCST	3.37	14-8	37	20	11	3/0	1	149.2	138	88	72	84	153	16	2	17	690	0.241	24	22	0	6	6	3	18	1	4	0.955
2020 NCST	3.24	10-4	17	12	7	0	1	86.1	65	44	40	32	89	10	1	16	372	0.201	5	9	0	2	5	2	10	3	1	0.800
2021 NCST	3.87	7-10	29	14	6	2	0	105.0	94	73	58	72	102	11	3	12	510	0.227	16	19	0	1	4	0	16	3	0	0.842
2022 MAR	1.73	24-9	39	31	28	11/0	3	210.2	149	73	52	56	284	23	4	13	860	0.192	11	10	0	5	13	5	39	3	0	0.936
Totals	2.82	55-31	122	77	51	16/0	5	551.2	440	278	222	244	628	60	10	58	2432	0.211	56	60	0	14	28	10	83	10	5	0.903
NCST (3 yrs)	3.49	31-22	83	46	24	5/0	2	341.0	297	205	170	188	344	37	6	45	1572	0.227	45	50	0	9	15	5	44	7	5	0.875
MAR (1 yr)	1.73	24-9	39	31	28	11/0	3	210.2	149	73	52	56	284	23	4	13	860	0.192	11	10	0	5	13	5	39	3	0	0.936



22 - Soph. - Brianna McCown - P										St. Albans, West Virginia									
Career Highs										Season Highs									
IP: 7.0 vs. LA Tech 5/12										IP: 5.0 (2x) last vs. UTEP 5/1									
Ks: 7 vs. Bowling Green 3/5										Ks: 5 at NKU 4/12									
2+ Strikeout Games: 12										2+ Strikeout Games: 6									
5+ Strikeout Games: 4										5+ Strikeout Games: 1									
10+ Strikeout Games:										10+ Strikeout Games:									
3+ Innings Pitched Games: 10										3+ Innings Pitched Games: 4									
5+ Innings Pitched Games: 6										5+ Innings Pitched Games: 2									
1st career win vs. Bowling Green 3/5										1st win of year vs. Norfolk St. 3/11									
1st career save										1st save of year									
Streaks:										1 Strikeout Career: 9 (4/9/21-5/12/21)									
Current: 8										2+ Strikeouts: 5 (4/12/22-Present)									
Current: 0										Current: 0									
5+ Strikeouts:										Current: 0									
Current: 0										10+ Strikeouts:									
Current: 0										Current: 0									
3+ IP: 3 (4/12/22-4/23/22)										Current: 0									
Current: 0										5+ IP:									
Current: 0										Current: 0									

#22 MCCOWN, Brianna - 4 games (All games)

Date	Opponent	Pos	AB	R	H	RBI	2B	3B	HR	BB	SB	CS	HBP	SAC	SF	GDP	K	PO	A	E	Avg
Mar 19	at UAB	*p	0	0	0	0	0	0	0	0	0	0	0	0	0	0	0	1	1	0	.000
Apr 15	FIU	*p	0	0	0	0	0	0	0	0	0	0	0	0	0	0	0	0	1	0	.000
Apr 23	at WKU	*p	0	0	0	0	0	0	0	0	0	0	0	0	0	0	0	0	3	0	.000
May 01	UTEP	*p	0	0	0	0	0	0	0	0	0	0	0	0	0	0	0	0	1	0	.000
Totals		4gs	0	0	0	0	0	0	0	0	0	0	0	0	0	0	0	1	6	0	.000

On base pct. .000 • Slugging pct. .000

#22 MCCOWN, Brianna - 10 appearances (All games)

Date	Opponent	GS	IP	H	R	ER	BB	SO	2B	3B	HR	WP	BK	HBP	IBB	Score	W-L	Sv	ERA	NP
Mar 11	NORFOLK STATE		1.0	0	0	0	0	1	0	0	0	0	0	0	0	7-6	1-0	0	0.00	10
3/16/2022	at Ohio		0.1	0	2	0	2	0	0	0	0	0	0	0	0	7-8	1-1	0	0.00	13
Mar 19	at UAB	*	3.0	6	4	4	0	2	1	0	0	0	0	1	0	2-5	1-2	0	6.46	47
Apr 02	CHARLOTTE		1.2	2	1	1	2	1	0	0	0	0	0	0	0	11-10	1-2	0	5.83	37
Apr 12	at Northern Ky.-2		3.2	4	1	0	0	5	0	0	0	1	0	0	0	4-5	1-3	0	3.62	76
Apr 15	FIU	*	5.0	3	1	1	2	4	0	0	1	0	0	1	0	3-2	2-3	0	2.86	100
Apr 23	at WKU	*	4.0	4	5	3	2	2	1	0	2	1	0	0	0	9-10	2-3	0	3.38	62
Apr 24	at WKU		0.2	1	0	0	0	2	0	0	0	0	0	0	0	0-10	2-3	0	3.26	11
May 01	UTEP	*	5.0	5	2	2	3	4	0	0	1	1	0	0	0	13-2	3-3	0	3.16	88
May 07	at North Texas	*	1.1	4	4	4	1	1	1	0	1	0	0	0	0	4-12	3-4	0	4.09	35
Totals		5	25.2	29	20	15	12	22	3	0	5	3	0	2	0	60-70	3-4	0	4.09	-

Brianna McCown Career Stats																							
Year	era	w-l	app	gs	cq	sho	sv	ip	h	r	er	bb	so	2b	3b	hr	bf	bavg	wp	hbp	bk	sfa	sha
2021	4.27	4-1	13	3	1	0/0	0	37.2	44	29	23	17	31	7	3	6	179	.286	4	5	0	0	3
2022	4.09	3-4	10	5	1	0/0	0	25.2	29	20	15	12	22	3	0	5	122	.279	3	2	0	1	3
TOTAL	4.20	7-5	23	8	2	0/0	0	63.1	73	49	38	29	53	10	3	11	301	.283	7	7	0	1	6





## 23 - Senior - Mya Stevenson - OF

Mesquite, Texas

### Career Highs

At-Bats: 5 (3x) last vs. Charlotte 4/2/22  
Runs: 3 (2x) last at Chattanooga 3/21/21  
Hits: 4 at Charlotte 3/16/19  
RBI: 7 (2x) last vs. Rutgers 3/8/20  
Doubles: 2 (5x) last vs. Fordham 2/20/22  
Triples: 1 (3x) last vs. Rhode Island 2/23/20  
HRs: 2 (6x) last at FAU 4/8/22  
Walks: 3 (3x) last vs. Saint Francis 2/7/20  
SB: 1 (15x) last vs. FIU 4/15/22  
HBP: 1 (16x) last at North Texas 5/8/22  
Putouts: 4 (2x) last at North Texas 5/6/22  
Assists: 1 (7x) last vs. Charlotte 4/2/22

### Season Highs

At-Bats: 5 (2x) last vs. Charlotte 4/2  
Runs: 2 (9x) last at North Texas 5/8  
Hits: 3 (2x) last vs. Charlotte 4/2  
RBI: 5 at UAB 3/20  
Doubles: 2 (2x) last vs. Fordham 2/20  
Triples:  
HRs: 2 (2x) last at FAU 4/8  
Walks: 2 vs. Howard 2/26  
SB: 1 (8x) last at North Texas 5/8  
HBP: 1 (6x) last at North Texas 5/8  
Putouts: 4 (2x) last at North Texas 5/6  
Assists: 1 (2x) last vs. Charlotte 4/2

### Career/Season

2+ Hit Games: 49/16  
2+ HR Games: 6/2 | Grand Slams: 2/0  
2+ Runs Games: 33/9  
2+ RBI Games: 45/17  
2+ BB Games: 10/1  
1,000 Avg. Games (at least 2-2): 9/3  
Hitting Streaks 5+ Games: 7/2  
Hitting Streaks 10+ Games: 1/  
Career Long Hitting Streak: 10 ('19 & '21)  
Season/Current Hit Streak: 7/1  
Career Long OB Streak: 22 ('19 & '20)  
Season/Current OB Streak: 19/1

#23 STEVENSON, Mya - 49 games (All games)

Date	Opponent	Pos	AB	R	H	RBI	2B	3B	HR	BB	SB	CS	HBP	SAC	SF	GDP	K	PO	A	E	Avg
Feb 11	vs Saint Joseph's	*of	3	1	1	1	0	0	1	0	0	0	0	0	0	0	0	0	0	0	.333
Feb 11	vs Villanova	*of	2	0	0	0	0	0	0	0	0	0	0	0	0	0	0	2	0	0	.200
Feb 12	vs Villanova	*of	2	2	1	3	0	0	1	0	0	0	0	0	0	0	0	0	0	0	.286
Feb 12	vs Saint Joseph's	*of	3	1	2	1	2	0	0	0	0	0	0	0	0	0	0	1	0	0	.400
Feb 18	vs South Carolina	*of	4	0	0	0	0	0	0	0	0	0	0	0	0	0	0	4	0	0	.286
Feb 18	at Coastal Carolina	*of	3	0	0	0	0	0	0	0	0	0	0	0	0	0	1	0	0	0	.235
2/19/22	vs South Carolina	*of	2	0	1	0	0	0	0	1	0	0	0	0	0	0	0	0	0	0	.263
Feb 19	at Coastal Carolina	*of	3	1	1	1	0	0	1	1	0	0	0	0	0	0	2	0	0	0	.273
Feb 20	vs Fordham	*of	2	1	2	1	2	0	0	1	0	0	0	0	0	0	0	0	0	0	.333
Feb 25	vs Kent State	*of	4	0	0	0	0	0	0	0	0	0	0	0	0	0	3	0	0	0	.286
Feb 25	vs Howard	*of	2	1	2	2	1	0	0	1	0	0	0	0	0	0	0	0	0	0	.333
Feb 26	vs Howard	*of	3	1	0	0	0	0	0	2	1	0	0	0	0	0	1	0	0	0	.303
Feb 26	at Campbell	*of	2	0	0	0	0	0	0	0	0	0	0	0	0	0	1	0	0	0	.286
Mar 03	PURDUE FORT WAYN	*of	3	0	1	0	0	0	0	0	0	0	0	0	0	0	0	0	0	0	.289
Mar 04	PURDUE FORT WAYN	*of	3	1	2	0	1	0	0	0	0	0	0	0	0	0	0	0	0	0	.317
Mar 04	MD EASTERN SHORE	*of	3	2	2	0	1	0	0	0	0	0	0	0	0	0	1	0	0	0	.341
Mar 05	WINTHROP	*of	2	1	0	1	0	0	0	0	1	0	0	0	1	0	1	0	0	0	.326
Mar 05	MD EASTERN SHORE	*of	2	2	2	4	1	0	1	1	0	0	0	0	1	0	0	0	0	0	.354
Mar 11	FAIRFIELD	*of	3	1	2	2	0	0	1	0	0	0	0	0	0	0	0	1	0	0	.373
Mar 11	NORFOLK STATE	*of	3	0	0	0	0	0	0	1	1	0	0	0	0	0	0	0	0	0	.352
Mar 13	FAIRFIELD	*of	4	1	3	2	1	0	0	0	1	0	0	0	0	0	0	0	0	0	.379
3/16/2022	at Ohio	*	5	1	2	2	0	0	1	0	0	0	0	0	0	0	1	1	0	0	.381
Mar 19	at UAB	*of	3	0	1	0	0	0	0	0	1	0	0	0	0	0	2	1	1	0	.379
Mar 19	at UAB	*of	2	1	1	1	0	0	1	1	0	0	0	0	0	0	0	2	0	0	.382
Mar 20	at UAB	*of	4	2	2	5	0	0	2	0	0	0	0	0	0	0	0	2	0	0	.389
Mar 25	MIDDLE TENNESSEE	*of	2	1	1	2	0	0	1	0	1	0	1	0	0	0	1	1	0	0	.392
Mar 26	MIDDLE TENNESSEE	*of	3	1	1	3	0	0	1	1	0	0	0	0	0	0	1	1	0	0	.390
Mar 27	MIDDLE TENNESSEE	*of	3	1	0	0	0	0	0	0	0	0	1	0	0	0	0	0	0	0	.375
Apr 01	CHARLOTTE	*of	3	1	1	0	1	0	0	1	0	0	0	0	0	0	2	1	0	0	.373
Apr 02	CHARLOTTE	*of	5	2	3	2	0	0	1	0	0	0	0	0	0	0	0	2	1	0	.386
Apr 03	CHARLOTTE	*of	2	0	0	0	0	0	0	1	0	0	0	0	0	0	1	0	0	0	.378
Apr 08	at Florida Atlantic	*of	4	2	2	4	0	0	2	0	0	0	0	0	0	0	0	0	0	0	.383
Apr 09	at Florida Atlantic	*of	3	0	0	0	0	0	0	0	0	0	0	0	0	0	0	2	0	0	.371
Apr 10	at Florida Atlantic	*of	4	0	0	0	0	0	0	0	0	0	0	0	0	0	3	0	0	0	.356
Apr 12	at Northern Ky.-1	*of	4	0	1	0	1	0	0	0	0	0	0	0	0	0	1	1	0	1	.352
Apr 12	at Northern Ky.-2	*of	2	0	0	0	0	0	0	1	0	0	0	0	0	0	0	1	0	0	.346
Apr 14	FIU	*of	4	0	2	2	0	0	0	0	0	1	0	0	0	0	0	0	0	0	.351
Apr 15	FIU	*of	3	0	1	0	0	0	0	0	1	1	1	0	0	0	0	0	0	0	.351
Apr 16	FIU	*of	2	1	1	2	0	0	0	0	0	0	1	0	0	0	0	0	0	0	.353
Apr 20	MOREHEAD STATE	*of	3	2	2	3	0	0	1	0	0	0	0	0	0	0	0	0	0	0	.361
Apr 22	at WKU	*of	3	1	1	2	0	0	1	0	0	0	0	0	0	0	0	1	0	0	.361
Apr 23	at WKU	*of	3	1	2	3	0	0	1	1	0	0	0	0	0	0	0	0	0	1	.368
Apr 24	at WKU	*of	2	0	1	0	0	0	0	0	0	0	0	0	0	0	0	1	0	0	.370
Apr 29	UTEP	*of	3	0	0	0	0	0	0	0	0	0	0	0	0	0	0	0	0	0	.362
Apr 30	UTEP	*of	4	0	1	0	0	0	0	0	0	0	0	0	0	0	0	0	0	0	.358
May 01	UTEP	*of	3	2	1	0	0	0	0	1	0	0	0	0	0	0	0	0	0	0	.358
May 06	at North Texas	*of	2	0	1	0	0	0	0	0	0	0	1	0	0	0	0	4	0	0	.360
May 07	at North Texas	*of	2	0	0	1	0	0	0	0	0	0	0	0	1	0	0	0	0	0	.355
May 08	at North Texas	*of	2	2	2	3	1	0	1	1	1	0	1	0	0	0	0	0	0	0	.364
Totals		49gs	143	37	52	53	12	0	18	16	8	2	6	0	3	0	22	29	2	2	.364

On base pct. .440 • Slugging pct. .825

## Mya Stevenson Career Stats

Year	avg	gp-gs	ab	r	h	2b	3b	hr	rbi	tb	slg%	bb	hbp	so	gdp	ob%	sf	sh	sb-att	po	a	e	fld%
2019	.329	61-59	170	42	56	10	2	20	58	130	.765	22	3	45	0	.411	2	0	4-5	18	2	3	.870
2020	.385	25-25	78	23	30	3	1	12	36	71	.910	13	3	11	1	.489	0	0	1-3	10	2	1	.923
2021	.293	33-32	99	27	29	8	0	8	20	61	.616	13	4	18	0	.397	0	0	3-3	25	1	1	.963
2022	.364	49-49	143	37	52	12	0	18	53	118	.825	16	6	22	0	.440	3	0	8-10	29	2	2	.939
TOTAL	.341	168-165	490	129	167	33	3	58	167	380	.776	64	16	96	1	.430	5	0	16-21	82	7	7	.927



28 - Soph. - Kay Kay Kenney - OF			Highland Village, Texas
Career Highs		Season Highs	Career/Season
At-Bats: 4 (2x) last at UAB 3/20/22		At-Bats: 4 (2x) last at UAB 3/20/22	2+ Hit Games: 1/1
Runs: 2 (2x) last vs. UTEP 5/1/22		Runs: 2 vs. UTEP 5/1	2+ Runs Games: 2/1
Hits: 2 vs. South Carolina 2/19/22		Hits: 2 vs. South Carolina 2/19	2+ RBI Games: 3/2
RBI: 3 (2x) last vs. UMES 3/5/22		RBI: 3 (2x) last vs. UMES 3/5	2+ BB Games: 3/
Doubles: 1 (2x) last at UAB 3/19/22		Doubles: 1 at Coastal Carolina 2/19	1,000 Avg. Games (at least 2-2): 1/1
Triples: 1 vs. UMES 3/5/22		Triples: 1 vs. UMES 3/5	Hitting Streaks 5+ Games:
HRs: 1 (2x) last vs. South Carolina 2/19/22		HRs: 1 vs. South Carolina 2/19	Hitting Streaks 10+ Games:
Walks: 2 (3x) last at Charlotte 5/8/21		Walks: 1 (4x) last at North Texas 5/7	Career Long Hitting Streak:
SB: 1 (2x) last vs. Saint Joseph's 2/11/22		SB: 1 vs. Saint Joseph's 2/11	Season/Current Hit Streak: 2/0
Putouts: 2 (2x) last at North Texas 5/8/22		Putouts: 2 (2x) last at North Texas 5/8	Career Long OB Streak: 5 ('22)
Assists:		Assists:	Season/Current OB Streak: 5/0

## #28 KENNEY, Kay Kay - 35 games (All games)

Date	Opponent	Pos	AB	R	H	RBI	2B	3B	HR	BB	SB	CS	HBP	SAC	SF	GDP	K	PO	A	E	Avg
Feb 11	vs Saint Joseph's	*of	2	1	1	0	0	0	0	0	1	0	0	0	0	0	1	0	0	0	.500
Feb 11	vs Villanova	*of	1	0	0	0	0	0	0	0	0	0	0	0	0	0	1	0	0	0	.333
Feb 12	vs Saint Joseph's	ph	1	0	0	0	0	0	0	0	0	0	0	0	0	0	1	0	0	0	.250
Feb 18	vs South Carolina	pr	0	0	0	0	0	0	0	0	0	0	0	0	0	0	0	0	0	0	.250
2/19/22	vs South Carolina	of	2	1	2	3	0	0	1	0	0	0	1	0	0	0	0	1	0	0	.500
Feb 19	at Coastal Carolina	*of	4	1	1	1	1	0	0	0	0	0	0	0	0	1	1	1	0	0	.400
Feb 20	vs Fordham	*of	2	1	0	0	0	0	0	1	0	0	0	0	0	0	0	0	0	0	.333
Feb 25	vs Kent State	*of	2	0	0	0	0	0	0	0	0	0	1	0	0	0	1	1	0	0	.286
Feb 26	vs Howard	*of	2	0	0	0	0	0	0	0	0	0	0	0	0	0	1	1	0	0	.250
Feb 26	at Campbell	of/of	2	0	1	0	0	0	0	0	0	0	0	0	0	0	0	1	0	0	.278
Mar 03	PURDUE FORT WAYN	of	0	0	0	0	0	0	0	0	0	0	0	0	0	0	0	0	0	0	.278
Mar 04	PURDUE FORT WAYN	of	0	0	0	0	0	0	0	1	0	0	0	0	0	0	0	0	0	0	.278
Mar 05	MD EASTERN SHORE	ph/of	2	1	1	3	0	1	0	0	0	0	0	0	0	0	1	0	0	0	.300
Mar 11	NORFOLK STATE	of	1	0	0	0	0	0	0	0	0	0	0	0	0	0	0	0	0	0	.286
Mar 13	FAIRFIELD	ph/of	2	0	0	0	0	0	0	0	0	0	0	0	0	0	0	1	0	0	.261
3/16/2022	at Ohio		3	1	1	0	0	0	0	0	0	0	0	0	0	0	0	1	0	0	.269
Mar 19	at UAB	*of	3	0	1	0	1	0	0	0	0	0	0	0	0	0	0	1	0	1	.276
Mar 19	at UAB	*of	2	0	0	0	0	0	0	0	0	0	1	0	0	0	0	1	0	0	.258
Mar 20	at UAB	*of	4	0	1	0	0	0	0	0	0	0	0	0	0	0	2	0	0	0	.257
Apr 02	CHARLOTTE	dh/of	1	0	1	1	0	0	0	0	0	0	0	0	0	0	0	0	0	0	.278
Apr 08	at Florida Atlantic	ph	1	0	0	0	0	0	0	0	0	0	0	0	0	0	0	0	0	0	.270
Apr 09	at Florida Atlantic	pr	0	0	0	0	0	0	0	0	0	0	0	0	0	0	0	0	0	0	.270
Apr 10	at Florida Atlantic	pr	0	0	0	0	0	0	0	0	0	0	0	0	0	0	0	0	0	0	.270
Apr 12	at Northern Ky.-1	pr	0	0	0	0	0	0	0	0	0	0	0	0	0	0	0	0	0	0	.270
Apr 12	at Northern Ky.-2	ph/of	2	0	0	0	0	0	0	0	0	0	0	0	0	0	1	0	0	0	.256
Apr 14	FIU	pr	0	1	0	0	0	0	0	0	0	0	0	0	0	0	0	0	0	0	.256
Apr 15	FIU	ph	1	0	0	0	0	0	0	0	0	0	0	0	0	0	0	0	0	0	.250
Apr 16	FIU	pr	0	1	0	0	0	0	0	0	0	0	0	0	0	0	0	0	0	0	.250
Apr 20	MOREHEAD STATE	ph	1	0	0	0	0	0	0	0	0	0	0	0	0	0	0	0	0	0	.244
Apr 24	at WKU	*of	2	0	0	0	0	0	0	0	0	0	0	0	0	0	2	1	0	0	.233
Apr 30	UTEP	of	0	0	0	0	0	0	0	0	0	0	0	0	0	0	0	1	0	0	.233
May 01	UTEP	*of	2	2	1	0	0	0	0	1	0	0	0	0	0	0	0	2	0	0	.244
May 06	at North Texas	*of	3	0	1	0	0	0	0	0	0	0	0	0	0	0	1	1	0	0	.250
May 07	at North Texas	*of	2	1	0	0	0	0	0	1	0	0	0	0	0	0	1	0	0	0	.240
May 08	at North Texas	of	1	0	0	0	0	0	0	0	0	0	0	0	0	0	1	2	0	0	.235
Totals		13gs	51	11	12	8	2	1	1	4	1	0	3	0	0	1	15	16	0	1	.235

On base pct. .328 • Slugging pct. .373

## Kay Kay Kenney Career Stats

Year	avg	gp-gs	ab	r	h	2b	3b	hr	rbi	tb	slg%	bb	hbp	so	gdp	ob%	sf	sh	sb-att	po	a	e	fld%
2021	.200	20-5	15	6	3	0	0	1	4	6	.400	6	0	6	1	.409	1	0	1-2	3	0	0	1.000
2022	.235	35-13	51	11	12	2	1	1	8	19	.373	4	3	15	1	.328	0	0	1-1	16	0	1	.941
TOTAL	.227	55-18	66	17	15	2	1	2	12	25	.379	10	3	21	2	.350	1	0	2-3	19	0	1	.950



34 - Junior - Ashley Blessin - P										Plant City, Florida									
Career Highs										Season Highs									
IP: 7.0 (2x) last at Chattanooga 3/20										IP: 3.0 vs. Saint Joseph's 2/12									
Ks: 7 (2x) last vs. Akron 3/3/21										Ks: 2 vs. Saint Joseph's 2/12									
2+ Strikeout Games: 16										2+ Strikeout Games: 2									
5+ Strikeout Games: 2										5+ Strikeout Games:									
10+ Strikeout Games:										10+ Strikeout Games:									
3+ Innings Pitched Games: 13										3+ Innings Pitched Games: 1									
5+ Innings Pitched Games: 7										5+ Innings Pitched Games:									
1st career win vs. ETSU 2/22/20										1st win of year									
1st career save										1st save of year									
Streaks:										1 Strikeout Career: 6 (2/28-3/7)									
Current: 4										2+ Strikeouts: 6 (2/28-3/7)									
Current: 1										Current: 0									
5+ Strikeouts:										10+ Strikeouts:									
Current: 0										3+ IP: 3 (3/20/21-4/9/21)									
5+ IP: 2 (3/4/20-3/7/20)										Current: 0									
Current:										Current:									

#34 BLESSIN, Ashley - 3 games (All games)

Date	Opponent	Pos	AB	R	H	RBI	2B	3B	HR	BB	SB	CS	HBP	SAC	SF	GDP	K	PO	A	E	Avg
Feb 11	vs Villanova	p	0	0	0	0	0	0	0	0	0	0	0	0	0	0	0	0	1	0	.000
Feb 12	vs Saint Joseph's	p	0	0	0	0	0	0	0	0	0	0	0	0	0	0	0	0	1	0	.000
Feb 18	vs South Carolina	*p	0	0	0	0	0	0	0	0	0	0	0	0	0	0	0	0	3	0	.000
Totals		1gs	0	0	0	0	0	0	0	0	0	0	0	0	0	0	0	0	5	0	.000

On base pct. .000 • Slugging pct. .000

#34 BLESSIN, Ashley - 5 appearances (All games)

Date	Opponent	GS	IP	H	R	ER	BB	SO	2B	3B	HR	WP	BK	HBP	IBB	Score	W-L	Sv	ERA	NP
Feb 11	vs Villanova		2.0	2	2	2	1	0	0	0	0	0	0	3	0	1-9	0-0	0	7.00	19
Feb 12	vs Saint Joseph's		3.0	2	1	1	2	2	0	0	0	0	0	0	0	6-4	0-0	0	4.20	46
Feb 18	vs South Carolina	*	1.1	5	4	4	0	1	1	0	1	0	0	1	0	5-7	0-0	0	7.74	40
Apr 02	CHARLOTTE		1.1	3	5	4	1	1	0	0	0	0	0	0	0	11-10	0-0	0	10.04	38
May 07	at North Texas		1.2	2	1	1	0	2	0	0	1	0	0	0	0	4-12	0-0	0	9.00	42
Totals		1	9.1	14	13	12	4	6	1	0	2	0	0	4	0	27-42	0-0	0	9.00	-

Ashley Blessin Career Stats																							
Year	era	w-l	app	qs	cq	sho	sv	ip	h	r	er	bb	so	2b	3b	hr	bf	bavg	wp	hbp	bk	sfa	sha
2020	3.45	7-0	16	10	3	2/0	0	46.2	46	29	23	21	34	6	4	1	211	.251	2	5	0	0	1
2021	4.12	3-3	11	7	2	0/0	0	35.2	47	26	21	11	18	11	1	3	170	.313	0	4	0	1	4
2022	9.00	0-0	5	1	0	0/0	0	9.1	14	13	12	4	6	1	0	2	50	.341	0	4	0	0	1
TOTAL	4.28	10-3	32	18	5	2/0	0	91.2	107	68	56	36	58	18	5	6	431	.286	2	13	0	1	6





## 43 - 5th Yr. - Aly Harrell - INF

Gahanna, Ohio

### Career Highs

At-Bats: 5 (3x) last at WKU 4/23/22  
Runs: 3 (2x) last at Charlotte 5/7/21  
Hits: 4 (2x) last vs. Florida Atlantic 4/17/21  
RBI: 4 (6x) last vs. Florida Atlantic 4/17/21  
Doubles: 2 (3x) last vs. Florida Atlantic 4/17/21  
Triples:  
HRs: 2 vs. Presbyterian 2/16/19  
Walks: 4 vs. WKU 4/7/19  
SB: 1 (3x) last vs. Winthrop 3/5/22  
HBP: 3 at No. 20 JMU 3/27/19  
Putouts: 14 (2x) last vs. UTEP 5/1/22  
Assists: 2 (4x) last at FAU 4/9/22

### Season Highs

At-Bats: 5 at WKU 4/23  
Runs: 2 (10x) last vs. UTEP 5/1  
Hits: 3 (3x) last at UAB 3/20  
RBI: 3 (3x) last vs. Fairfield 3/11  
Doubles: 1 (11x) last vs. FIU 4/14  
Triples:  
HRs: 1 (9x) last vs. UTEP 5/1  
Walks: 3 (6x) last vs. UTEP 5/1  
SB: 1 vs. Winthrop 3/5  
HBP: 2 (4x) last vs. FIU 4/15  
Putouts: 14 vs. UTEP 4/29  
Assists: 2 at FAU 4/9

### Career/Season

2+ Hit Games: 57/16  
2+ HR Games: 1/ | Grand Slams: 2/  
2+ Runs Games: 27/10  
2+ RBI Games: 43/9  
2+ BB Games: 47/12 | 2+ HBP Games: 11/4  
1,000 Avg. Games (at least 2-2): 11/3  
Hitting Streaks 5+ Games: 9/4  
Hitting Streaks 10+ Games: 1/1  
Career Long Hitting Streak: 10 (\*22)  
Season/Current Hit Streak: 10/0  
Career Long OB Streak: 24 (\*19)  
Season/Current OB Streak: 16 (2x)/16

#43 HARRELL, Aly - 49 games (All games)

Date	Opponent	Pos	AB	R	H	RBI	2B	3B	HR	BB	SB	CS	HBP	SAC	SF	GDP	K	PO	A	E	Avg
Feb 11	vs Saint Joseph's	*1b	3	1	1	1	0	0	1	0	0	0	0	0	0	0	0	6	0	0	.333
Feb 11	vs Villanova	*1b	2	0	0	0	0	0	0	0	0	0	0	0	0	0	1	5	0	0	.200
Feb 12	vs Villanova	*1b	2	1	2	1	1	0	0	0	0	0	0	1	0	0	0	2	0	0	.429
Feb 12	vs Saint Joseph's	*1b	4	0	1	1	0	0	0	0	0	0	0	0	0	0	0	10	0	0	.364
Feb 18	vs South Carolina	*1b	2	0	1	0	0	0	0	2	0	0	0	0	0	0	0	5	0	0	.385
Feb 18	at Coastal Carolina	*1b	3	2	2	1	0	0	1	1	0	0	0	0	0	0	0	9	0	0	.438
2/19/22	vs South Carolina	*1b	4	1	2	0	0	0	0	0	0	0	0	0	0	0	0	10	0	0	.450
Feb 19	at Coastal Carolina	*1b	3	0	1	1	0	0	0	0	0	0	1	0	0	0	0	9	0	0	.435
Feb 20	vs Fordham	*1b	2	0	1	0	1	0	0	1	0	0	1	0	0	0	0	2	0	0	.440
Feb 25	vs Kent State	*1b	1	0	0	0	0	0	0	3	0	0	0	0	0	0	0	5	0	0	.423
Feb 25	vs Howard	*1b	4	1	1	0	0	0	0	0	0	0	0	0	0	0	1	5	0	0	.400
Feb 26	vs Howard	*1b	1	2	0	0	0	0	0	3	0	0	1	0	0	0	0	10	0	0	.387
Feb 26	at Campbell	*1b	3	1	2	2	0	0	0	1	0	0	0	0	0	0	0	8	0	0	.412
Mar 03	PURDUE FORT WAYN	*1b	3	2	2	0	1	0	0	0	0	0	0	0	0	0	0	3	0	0	.432
Mar 04	PURDUE FORT WAYN	*1b	3	0	2	3	0	0	0	1	0	0	0	0	0	0	0	5	0	0	.450
Mar 04	MD EASTERN SHORE	*1b	3	0	0	0	0	0	0	0	0	0	0	0	0	0	0	8	0	0	.419
Mar 05	WINTHROP	*1b	2	2	1	0	0	0	0	2	1	0	0	0	0	0	0	9	0	0	.422
Mar 05	MD EASTERN SHORE	*1b	3	2	3	3	1	0	0	0	0	0	1	0	0	0	0	3	0	0	.458
Mar 11	FAIRFIELD	*1b	4	1	2	3	1	0	1	0	0	0	0	0	0	0	0	7	0	0	.462
Mar 11	NORFOLK STATE	*1b	4	2	3	1	1	0	0	0	0	0	0	0	0	0	0	8	0	0	.482
Mar 13	FAIRFIELD	*1b	3	1	1	0	0	0	0	1	0	0	0	0	0	0	0	3	0	0	.475
3/16/2022	at Ohio	*	3	0	2	2	0	0	0	0	0	0	2	0	0	0	0	5	0	0	.484
Mar 19	at UAB	*1b	3	0	1	0	0	0	0	0	0	0	0	0	0	0	0	8	0	0	.477
Mar 19	at UAB	*1b	3	0	3	0	1	0	0	1	0	0	0	0	0	0	0	5	0	0	.500
Mar 20	at UAB	*1b	4	1	2	1	1	0	0	0	0	0	0	0	0	0	0	8	0	0	.500
Mar 25	MIDDLE TENNESSEE	*1b	3	2	2	1	0	0	1	0	0	0	0	0	0	0	1	9	0	0	.507
Mar 26	MIDDLE TENNESSEE	*1b	1	2	0	0	0	0	0	3	0	0	0	0	0	0	0	6	0	0	.500
Mar 27	MIDDLE TENNESSEE	*1b	1	1	1	2	1	0	0	3	0	0	0	0	0	0	0	8	0	0	.506
Apr 01	CHARLOTTE	*1b	3	2	2	0	1	0	0	0	0	0	1	0	0	0	0	4	0	0	.512
Apr 02	CHARLOTTE	*1b	3	1	1	2	0	0	1	3	0	0	0	0	0	0	1	7	0	0	.506
Apr 03	CHARLOTTE	*1b	2	0	1	0	0	0	0	0	0	0	2	0	0	0	1	11	0	0	.506
Apr 08	at Florida Atlantic	*1b	4	1	1	0	0	0	0	0	0	0	0	0	0	0	1	4	0	0	.494
Apr 09	at Florida Atlantic	*1b	3	0	0	0	0	0	0	0	0	0	0	0	0	0	1	2	2	0	.478
Apr 10	at Florida Atlantic	*1b	2	1	1	1	0	0	1	0	0	0	2	0	0	0	0	7	0	0	.479
Apr 12	at Northern Ky.-1	*1b	1	0	0	0	0	0	0	2	0	0	1	0	0	0	0	7	1	0	.474
Apr 12	at Northern Ky.-2	*1b	4	1	2	1	0	0	1	0	0	0	0	0	0	0	0	3	0	1	.475
Apr 14	FIU	*1b	2	1	1	0	1	0	0	2	0	0	0	0	0	0	0	10	0	0	.475
Apr 15	FIU	*1b	2	0	0	0	0	0	0	0	0	0	2	0	0	0	1	8	1	0	.466
Apr 16	FIU	*1b	2	0	0	0	0	0	0	2	0	0	0	0	0	0	1	10	0	0	.457
Apr 20	MOREHEAD STATE	*1b	2	0	0	1	0	0	0	2	0	0	0	0	0	0	0	5	0	1	.449
Apr 22	at WKU	*1b	1	1	0	0	0	0	0	1	0	0	1	0	0	0	0	5	0	0	.444
Apr 23	at WKU	*1b	5	1	1	0	0	0	0	0	0	0	0	0	0	0	1	9	1	0	.434
Apr 24	at WKU	*1b	2	0	1	0	0	0	0	0	0	0	0	0	0	0	0	3	0	0	.435
Apr 29	UTEP	*1b	3	0	1	0	0	0	0	0	0	0	0	0	0	0	0	14	0	0	.432
Apr 30	UTEP	*1b	4	1	2	2	0	0	1	0	0	0	0	0	0	0	1	9	1	0	.434
May 01	UTEP	*1b	1	2	1	2	0	0	1	3	0	0	0	0	0	0	0	3	0	0	.439
May 06	at North Texas	*1b	3	0	1	0	0	0	0	0	0	0	1	0	0	0	0	4	0	1	.437
May 07	at North Texas	*1b	2	0	1	0	0	0	0	2	0	0	0	0	0	0	0	4	0	0	.438
May 08	at North Texas	*1b	4	0	0	0	0	0	0	0	0	0	0	0	0	0	0	7	0	0	.424
Totals		49gs	132	37	56	32	11	0	9	39	1	0	17	0	0	0	11	317	6	3	.424

On base pct. .596 • Slugging pct. .712

## Aly Harrell Career Stats

Year	avg	gp-gs	ab	r	h	2b	3b	hr	rbi	tb	slg%	bb	hbp	so	gdp	ob%	sf	sh	sb-att	po	a	e	fld%
2018	.350	48-43	120	18	42	10	0	11	41	85	.708	23	7	9	2	.480	0	2	1-1	136	6	2	.986
2019	.338	64-64	145	35	49	10	0	14	40	101	.697	68	17	13	2	.578	2	0	0-1	459	11	7	.985
2020	.441	25-25	68	22	30	8	0	5	23	53	.779	23	6	3	0	.602	1	0	0-0	142	8	2	.987
2021	.415	30-30	94	25	39	8	0	10	29	77	.819	17	5	3	1	.526	0	0	1-1	186	11	3	.985
2022	.424	49-49	132	37	56	11	0	9	32	94	.712	39	17	11	0	.596	0	0	1-1	317	6	3	.991
TOTAL	.386	216-211	559	137	216	47	0	49	165	410	.733	170	52	39	5	.559	3	2	3-4	1240	42	17	.987



## 44 - 5th Yr. - Katie Adams - C

Hurricane, West Virginia

### Career Highs

At-Bats: 5 (3x) last vs. Charlotte 4/2/22  
Runs: 3 vs. Howard 2/25/22  
Hits: 3 (3x) last vs. Akron 3/3/21  
RBI: 5 vs. Howard 2/29/20  
Doubles: 2 (4x) last vs. MTSU 3/27/22  
Triples:  
HRs: 1 (13x) last vs. FIU 4/14/22  
Walks: 3 at Chattanooga 3/20/21  
SB: 1 (3x) last vs. Akron 3/3/21  
Putouts: 15 at FAU 4/8/22  
Assists: 4 (2x) last vs. UTEP 4/29/22

### Season Highs

At-Bats: 5 vs. Charlotte 4/2  
Runs: 3 vs. Howard 2/25  
Hits: 2 (6x) last at NKU 4/12  
RBI: 4 vs. Fordham 2/20  
Doubles: 2 vs. MTSU 3/27  
Triples:  
HRs: 1 (6x) last vs. FIU 4/14  
Walks: 2 (2x) last at Ohio 3/16  
SB:  
Putouts: 15 at FAU 4/8  
Assists: 4 (2x) last vs. UTEP 4/29

### Career/Season

2+ Hit Games: 26/6  
2+ HR Games:  
2+ Runs Games: 6/3  
2+ RBI Games: 23/9  
2+ BB Games: 6/2  
1,000 Avg. Games (at least 2-2): 5/  
Hitting Streaks 5+ Games: 3/1  
Hitting Streaks 10+ Games: 1  
Career Long Hitting Streak: 10 (\*20)  
Season/Current Hit Streak: 7/1  
Career Long OB Streak: 15 (\*20)  
Season/Current OB Streak: 8/1

#44 ADAMS, Katie - 45 games (All games)

Date	Opponent	Pos	AB	R	H	RBI	2B	3B	HR	BB	SB	CS	HBP	SAC	SF	GDP	K	PO	A	E	Avg
Feb 11	vs Saint Joseph's	*c	3	1	2	1	1	0	1	0	0	0	0	0	0	0	1	12	2	0	.667
Feb 11	vs Villanova	*c/dh	2	0	0	0	0	0	0	0	0	0	0	0	0	0	1	3	1	0	.400
Feb 12	vs Villanova	*c	2	1	1	0	0	0	0	0	0	0	0	0	0	0	0	11	0	0	.429
Feb 12	vs Saint Joseph's	*c	2	1	1	1	1	0	0	1	0	0	0	0	0	0	0	3	0	0	.444
Feb 18	vs South Carolina	*c/dh	4	0	0	0	0	0	0	0	0	0	0	0	0	0	1	1	0	0	.308
Feb 18	at Coastal Carolina	*c	3	0	0	0	0	0	0	0	0	0	0	0	0	0	1	6	1	1	.250
2/19/22	vs South Carolina	*dh/c	3	0	0	0	0	0	0	0	0	0	0	0	0	0	0	5	1	0	.211
Feb 19	at Coastal Carolina	*c	2	1	0	0	0	0	0	0	0	0	1	0	0	0	1	6	0	0	.190
Feb 20	vs Fordham	*c	2	1	1	4	0	0	1	1	0	0	0	0	0	0	0	8	1	0	.217
Feb 25	vs Kent State	*c	2	0	0	0	0	0	0	1	0	0	0	0	0	0	0	12	0	0	.200
Feb 25	vs Howard	*c	3	3	2	1	1	0	0	1	0	0	0	0	0	0	0	3	0	0	.250
Feb 26	vs Howard	*c	2	1	0	1	0	0	0	2	0	0	1	0	0	0	0	6	0	0	.233
Feb 26	at Campbell	*c	4	0	1	2	1	0	0	0	0	0	0	0	0	0	1	9	4	0	.235
Mar 03	PURDUE FORT WAYN	*c	2	1	1	2	0	0	1	0	0	0	0	0	0	0	0	6	0	0	.250
Mar 04	PURDUE FORT WAYN	*c	2	0	0	0	0	0	0	1	0	0	0	0	0	0	0	7	1	0	.237
Mar 05	WINTHROP	*c	3	0	0	0	0	0	0	0	0	0	0	0	0	0	0	10	1	0	.220
Mar 11	FAIRFIELD	*c	3	0	0	0	0	0	0	0	0	0	0	0	0	0	0	6	0	0	.205
3/16/2022	at Ohio	*	1	2	1	1	0	0	0	2	0	0	1	0	0	0	0	8	0	0	.222
Mar 19	at UAB	*c	2	0	1	0	0	0	0	1	0	0	0	0	0	0	1	7	0	0	.234
Mar 19	at UAB	*c	2	0	0	0	0	0	0	1	0	0	0	0	0	0	1	2	1	0	.224
Mar 20	at UAB	*c	4	0	0	0	0	0	0	0	0	0	0	0	0	0	1	3	0	0	.208
Mar 25	MIDDLE TENNESSEE	*c	3	0	0	0	0	0	0	0	0	0	0	0	0	0	0	8	1	0	.196
Mar 26	MIDDLE TENNESSEE	*c	3	1	2	2	0	0	1	0	0	0	0	0	0	0	0	4	0	0	.220
Mar 27	MIDDLE TENNESSEE	*c	3	1	2	0	2	0	0	0	0	0	0	0	0	0	0	9	1	0	.242
Apr 01	CHARLOTTE	*c	3	1	0	0	0	0	0	1	0	0	0	0	0	1	0	8	1	0	.231
Apr 02	CHARLOTTE	*c	5	1	2	2	0	0	0	0	0	0	0	0	0	0	0	7	2	0	.243
Apr 03	CHARLOTTE	*c	3	1	1	2	0	0	1	0	0	0	0	0	0	0	1	5	0	0	.247
Apr 08	at Florida Atlantic	*c	3	0	0	0	0	0	0	0	0	0	0	0	0	0	0	15	0	0	.237
Apr 09	at Florida Atlantic	*c	2	0	1	0	1	0	0	1	0	0	0	0	0	0	0	7	1	0	.244
Apr 10	at Florida Atlantic	*c	4	0	1	0	0	0	0	0	0	0	0	0	0	0	1	10	1	0	.244
Apr 12	at Northern Ky.-1	*c	3	1	1	0	1	0	0	0	0	0	0	0	0	0	1	5	0	0	.247
Apr 12	at Northern Ky.-2	*c	3	0	2	2	1	0	0	0	0	0	0	0	0	0	0	6	0	0	.261
Apr 14	FIU	*c	3	1	1	2	0	0	1	0	0	0	0	0	0	0	0	7	2	0	.264
Apr 15	FIU	*c	4	0	1	0	0	0	0	0	0	0	0	0	0	0	1	6	1	0	.263
Apr 16	FIU	*c	3	1	1	2	1	0	0	0	0	0	0	0	0	0	0	3	1	0	.265
Apr 20	MOREHEAD STATE	*c	2	1	0	0	0	0	0	0	0	0	1	0	0	0	0	4	1	0	.260
Apr 22	at WKU	*c	3	0	0	0	0	0	0	0	0	0	0	0	0	2	0	11	0	0	.252
Apr 23	at WKU	*c	3	0	0	0	0	0	0	1	0	0	0	0	0	0	0	4	0	1	.245
Apr 24	at WKU	*c	2	0	0	0	0	0	0	0	0	0	0	0	0	0	1	4	0	2	.241
Apr 29	UTEP	*c	1	0	0	0	0	0	0	0	0	0	0	1	0	0	0	6	4	0	.239
Apr 30	UTEP	*c	3	0	0	0	0	0	0	0	0	0	0	0	0	0	1	9	2	0	.232
May 01	UTEP	*c	2	2	1	0	1	0	0	0	0	0	1	0	0	0	0	6	0	0	.237
May 06	at North Texas	*c	3	0	0	0	0	0	0	0	0	0	0	0	0	0	1	7	0	1	.231
May 07	at North Texas	*c	3	0	0	0	0	0	0	0	0	0	0	0	0	0	0	4	1	0	.225
May 08	at North Texas	*c	3	1	1	1	0	0	0	1	0	0	0	0	0	0	0	5	2	1	.228
Totals		45gs	123	24	28	26	11	0	6	15	0	0	5	1	0	3	16	294	34	6	.228

On base pct. .336 • Slugging pct. .463

## Katie Adams Career Stats

Year	avg	gp-gs	ab	r	h	2b	3b	hr	rbi	tb	slg%	bb	hbp	so	gdp	ob%	sf	sh	sb-att	po	a	e	fld%
2018	.214	30-9	42	4	9	2	0	0	3	11	.262	5	0	8	0	.292	1	1	1-1	25	1	0	1.000
2019	.280	44-26	82	6	23	4	0	0	13	27	.329	12	2	8	0	.381	1	0	0-1	20	1	2	.913
2020	.377	21-19	61	8	23	5	0	3	16	37	.607	7	0	9	0	.441	0	0	1-1	69	5	3	.961
2021	.352	31-28	91	12	32	9	0	4	24	53	.582	9	2	4	0	.422	0	0	1-1	80	4	2	.977
2022	.228	45-45	123	24	28	11	0	6	26	57	.463	15	5	16	3	.336	0	1	0-0	294	34	6	.982
TOTAL	.288	171-127	399	54	115	31	0	13	82	185	.464	48	9	45	3	.376	2	2	3-4	488	45	13	.976



48 - Fr. - Bub Feringa - P/UT										Glendale, Ariz.									
Season Highs										Season Highs									
IP: 5.0 vs. Howard 2/26										At-Bats: 4 (2x) last vs. UTEP 4/30									
Ks: 3 at FAU 4/9										Runs: 1 (6x) last vs. UMES 3/5									
2+ Strikeout Games: 3										Hits: 2 vs. Purdue Fort Wayne 3/4									
5+ Strikeout Games:										RBI: 2 (3x) last vs. UMES 3/5									
10+ Strikeout Games:										Doubles: 1 (4x) last vs. UTEP 4/29									
3+ Innings Pitched Games: 4										Triples:									
5+ Innings Pitched Games: 1										HRs: 1 at Coastal Carolina 2/19									
1st career win vs. Howard 2/26										Walks: 1 at Ohio 3/16									
1st career save										SB:									
										Putouts: 1 (3x) last vs. MTSU 3/25									
										Assists: 3 vs. Howard 2/25									
Streaks: Season/Current										Hitting									
										2+ Hit Games: 1									
										2+ RBI Games: 3									
										Hitting Streak - Season/Current: 6/0									
										Reaching Base Streak: - Season/Current: 7/0									
										Pitching									
										1 Strikeout: 0									
										2+ Strikeouts: 0									
										5+ Strikeouts: 0									
										10+ Strikeouts: 0									
										3+ IP: 0									
										5+ IP: 0									

#48 FERINGA, Bub - 24 games (All games)

Date	Opponent	Pos	AB	R	H	RBI	2B	3B	HR	BB	SB	CS	HBP	SAC	SF	GDP	K	PO	A	E	Avg
Feb 19	at Coastal Carolina	ph	1	1	1	2	0	0	1	0	0	0	0	0	0	0	0	0	0	0	1.000
Feb 20	vs Fordham	ph/3b	1	0	1	0	0	0	0	0	0	0	0	0	0	0	0	0	0	0	1.000
Feb 25	vs Kent State	ph	1	0	0	0	0	0	0	0	0	0	0	0	0	0	1	0	0	0	.667
Feb 25	vs Howard	*3b	3	1	0	1	0	0	0	0	0	0	0	0	0	0	0	0	3	0	.333
Feb 26	vs Howard	*p	3	1	1	1	1	0	0	0	0	0	0	0	1	0	1	0	2	0	.333
Mar 03	PURDUE FORT WAYN	3b	1	0	0	0	0	0	0	0	0	0	0	0	0	0	0	0	0	0	.300
Mar 04	PURDUE FORT WAYN	3b	2	1	2	0	0	0	0	0	0	0	0	0	0	0	0	0	0	0	.417
Mar 04	MD EASTERN SHORE	*3b	3	1	1	0	1	0	0	0	0	0	0	0	0	0	0	1	2	0	.400
Mar 05	WINTHROP	*of/dh	3	0	1	2	0	0	0	0	0	0	0	0	0	0	0	0	0	0	.389
Mar 05	MD EASTERN SHORE	*3b	4	1	1	2	0	0	0	0	0	0	0	0	0	0	0	1	0	0	.364
Mar 11	FAIRFIELD	*of	2	0	1	0	1	0	0	0	0	0	0	0	0	0	0	0	0	0	.375
Mar 11	NORFOLK STATE	*of/p	3	0	1	0	0	0	0	0	0	0	0	0	0	0	0	1	0	0	.370
3/16/2022	at Ohio	*	1	0	0	0	0	0	0	1	0	0	0	0	0	0	0	0	0	0	.357
Mar 19	at UAB	p/ph	1	0	0	0	0	0	0	0	0	0	0	0	0	0	0	0	1	0	.345
Mar 20	at UAB	ph	0	0	0	0	0	0	0	0	0	0	0	0	0	0	0	0	0	0	.345
Mar 25	MIDDLE TENNESSEE	*of/dh	3	0	0	0	0	0	0	0	0	0	0	0	0	0	0	1	0	0	.312
Apr 02	CHARLOTTE	p	1	0	1	0	0	0	0	0	0	0	0	0	0	0	0	0	3	0	.333
Apr 09	at Florida Atlantic	p	0	0	0	0	0	0	0	0	0	0	0	0	0	0	0	0	1	0	.333
Apr 12	at Northern Ky.-2	*p	0	0	0	0	0	0	0	0	0	0	0	0	0	0	0	0	2	0	.333
Apr 29	UTEP	*of	2	0	1	0	1	0	0	0	0	0	0	0	0	1	0	0	0	0	.343
Apr 30	UTEP	*of	4	0	0	0	0	0	0	0	0	0	0	0	0	0	0	1	0	0	.308
May 06	at North Texas	ph	1	0	0	0	0	0	0	0	0	0	0	0	0	0	0	0	0	0	.300
May 07	at North Texas	p	0	0	0	0	0	0	0	0	0	0	0	0	0	0	0	0	1	0	.300
May 08	at North Texas	ph	1	0	0	1	0	0	0	0	0	0	0	0	0	0	0	0	0	0	.293
Totals		12gs	41	6	12	9	4	0	1	1	0	0	0	0	1	1	2	5	15	0	.293

On base pct. .302 • Slugging pct. .463

#48 FERINGA, Bub - 11 appearances (All games)

Date	Opponent	GS	IP	H	R	ER	BB	SO	2B	3B	HR	WP	BK	HBP	IBB	Score	W-L	Sv	ERA	NP
Feb 11	vs Villanova		1.1	4	4	3	2	1	0	0	0	0	0	0	0	1-9	0-0	0	15.75	32
2/19/22	vs South Carolina		0.2	1	0	0	0	1	0	0	0	0	0	0	0	3-7	0-0	0	10.50	16
Feb 26	vs Howard	*	5.0	5	2	1	0	2	0	0	0	0	0	0	0	9-2	1-0	0	4.00	83
Mar 11	NORFOLK STATE		2.2	4	1	0	4	2	0	0	0	1	0	0	0	7-6	1-0	0	2.90	68
3/16/2022	at Ohio		0.1	0	1	0	1	0	0	0	0	0	0	0	0	7-8	1-0	0	2.80	9
Mar 19	at UAB		3.0	5	1	1	1	0	1	0	0	0	0	0	0	2-5	1-0	0	2.69	44
Apr 02	CHARLOTTE		3.1	1	0	0	1	1	0	0	0	0	0	1	0	11-10	1-0	0	2.14	50
Apr 09	at Florida Atlantic		3.2	4	1	0	0	3	0	0	0	0	0	1	0	1-4	1-0	0	1.75	46
Apr 12	at Northern Ky.-2	*	2.0	4	2	1	0	1	2	0	0	0	0	0	0	4-5	1-0	0	1.91	28
Apr 24	at WKU		1.1	5	4	3	1	0	2	0	0	0	0	0	0	0-10	1-0	0	2.70	38
May 07	at North Texas		1.2	2	4	4	4	0	1	0	0	2	0	0	0	4-12	1-0	0	3.64	57
Totals		2	25.0	35	20	13	14	11	6	0	0	3	0	2	0	49-78	1-0	0	3.64	-

## Bub Feringa Career Stats

Year	avg	qp-gs	ab	r	h	2b	3b	hr	rbi	tb	slg%	bb	hbp	so	gdp	ob%	sf	sh	sb-att	po	a	e	fld%
2022	.293	21-11	41	6	12	4	0	1	9	19	.463	1	0	2	1	.302	1	0	0-0	5	15	0	1.000
TOTAL	.293	21-11	41	6	12	4	0	1	9	19	.463	1	0	2	1	.302	1	0	0-0	5	15	0	1.000
Year	era	w-l	app	gs	cq	sho	sv	ip	h	r	er	bb	so	2b	3b	hr	bf	bavq	wp	hbp	bk	sfa	sha
2022	3.64	1-0	11	2	0	0/0	0	25.0	35	20	13	14	11	6	0	0	126	.330	3	2	0	3	1
TOTAL	3.64	1-0	11	2	0	0/0	0	25.0	35	20	13	14	11	6	0	0	126	.330	3	2	0	3	1





49 - Fr. - Brooklyn Ulrich - IF	Mesa, Ariz.
<b>Season Highs</b> At-Bats: Runs: 1 (2x) last vs. Villanova 2/12 Hits: RBI: Doubles: Triples: Home Runs: Walks: 1 vs. Howard 2/26 SB: 1 vs. Howard 2/26 Putouts: 1 vs. Howard 2/26 Assists:	<b>Career/Season</b> 2+ Hit Games: 2+ Runs Games: 2+ RBI Games: 2+ BB Games: 1,000 Avg. Games (at least 2-2): Hitting Streaks 5+ Games: Hitting Streaks 10+ Games: Career Long Hitting Streak: Season/Current Hit Streak: Career Long OB Streak: Season/Current OB Streak: 1/1

Will miss remainder of season due to a knee injury.

#49 ULRICH, Brooklyn - 7 games (All games)

Date	Opponent	Pos	AB	R	H	RBI	2B	3B	HR	BB	SB	CS	HBP	SAC	SF	GDP	K	PO	A	E	Avg
Feb 11	vs Villanova	pr	0	1	0	0	0	0	0	0	0	0	0	0	0	0	0	0	0	0	.000
Feb 12	vs Villanova	pr	0	1	0	0	0	0	0	0	0	0	0	0	0	0	0	0	0	0	.000
Feb 12	vs Saint Joseph's	pr	0	0	0	0	0	0	0	0	0	0	0	0	0	0	0	0	0	0	.000
Feb 18	at Coastal Carolina	pr	0	0	0	0	0	0	0	0	0	0	0	0	0	0	0	0	0	0	.000
Feb 20	vs Fordham	pr	0	0	0	0	0	0	0	0	0	0	0	0	0	0	0	0	0	0	.000
Feb 25	vs Kent State	pr	0	0	0	0	0	0	0	0	0	0	0	0	0	0	0	0	0	0	.000
Feb 26	vs Howard	2b	0	0	0	0	0	0	0	1	1	0	0	0	0	0	0	1	0	0	.000
Totals		ogs	0	2	0	0	0	0	0	1	1	0	0	0	0	0	0	1	0	0	.000

On base pct. 1.000 • Slugging pct. .000

Brooklyn Ulrich Career Stats																							
Year	avg	gp-gs	ab	r	h	2b	3b	hr	rbi	tb	slg%	bb	hbp	so	gdp	ob%	sf	sh	sb-att	po	a	e	fld%
2022	.000	7-0	0	2	0	0	0	0	0	0	.000	1	0	0	0	1.000	0	0	1-1	1	0	0	1.000
TOTAL	.000	7-0	0	2	0	0	0	0	0	0	.000	1	0	0	0	1.000	0	0	1-1	1	0	0	1.000



## 77 - 5th Yr. - Madison Whitaker - INF | New Palestine, Indiana

### Career Highs \*\*at Wright State

At-Bats: 5 (4x) last at MTSU 4/9/21  
Runs: 3 (2x) last vs. Bellarmine 3/28/21  
Hits: 3 (3x) last at Chattanooga 3/20/21  
RBI: 4 (2x) last vs. S. Carolina St. 3/2/19\*\*  
Doubles: 2 vs. Dayton 4/9/19\*\*  
Triples: 1 (2x) last vs. Dayton 3/20/19\*\*  
HRs: 1 (10x) last vs. Saint Joseph's 2/11/22  
Walks: 2 (4x) last at Youngstown St. 4/16/19\*\*  
SB: 1 (3x) last vs. UL-Monroe 2/10/19\*\*  
Putouts: 6 at MTSU 4/9/21  
Assists: 8 at MTSU 4/9/21

### Season Highs

At-Bats: 4 (5x) last at WKU 4/23  
Runs: 1 (10x) last at North Texas 5/8  
Hits: 2 (7x) last at North Texas 5/7  
RBI: 2 (2x) last vs. Charlotte 4/1  
Doubles: 1 (7x) last vs. Morehead State 4/20  
Triples:  
Home Runs: 1 vs. Saint Joseph's 2/11  
Walks: 1 (8x) last vs. Morehead State 4/20  
SB:  
Putouts: 4 (2x) vs. Morehead State 4/20  
Assists: 5 vs. Norfolk State 3/11

### Career/Season

2+ Hit Games: 30/7  
2+ Runs Games: 6/  
2+ RBI Games: 15/2  
2+ BB Games: 4  
1,000 Avg. Games (at least 2-2): 4/2  
Hitting Streaks 5+ Games: 3/1  
Hitting Streaks 10+ Games:  
Career Long Hitting Streak: 6 ('19)  
Season/Current Hit Streak: 5/2  
Career Long OB Streak: 19 ('22)  
Season/Current OB Streak: 19/6

#77 WHITAKER, Madison - 35 games (All games)

Date	Opponent	Pos	AB	R	H	RBI	2B	3B	HR	BB	SB	CS	HBP	SAC	SF	GDP	K	PO	A	E	Avg
Feb 11	vs Saint Joseph's	*ss	2	1	1	2	0	0	1	0	0	0	0	0	0	0	0	0	0	0	.500
Feb 11	vs Villanova	*ss	2	0	1	0	0	0	0	0	0	0	0	0	0	0	1	1	1	1	.500
Feb 18	vs South Carolina	*ss	2	1	1	0	0	0	0	1	0	0	0	0	0	0	1	1	1	0	.500
Feb 18	at Coastal Carolina	*ss	2	0	2	0	0	0	0	1	0	0	0	0	0	0	0	0	0	1	.625
2/19/22	vs South Carolina	*2b	1	0	0	0	0	0	0	0	0	0	0	0	0	0	0	0	0	0	.556
Mar 03	PURDUE FORT WAYN	ph	1	0	0	0	0	0	0	0	0	0	0	0	0	0	0	0	0	0	.500
Mar 04	PURDUE FORT WAYN	ph	1	0	0	0	0	0	0	0	0	0	0	0	0	0	0	0	0	0	.455
Mar 04	MD EASTERN SHORE	pr/ss	2	0	0	1	0	0	0	0	0	0	0	0	0	0	0	1	0	2	.385
Mar 11	NORFOLK STATE	*3b	2	1	1	0	1	0	0	1	0	0	0	0	0	0	1	1	5	0	.400
Mar 13	FAIRFIELD	*3b	4	0	0	0	0	0	0	0	0	0	0	0	0	0	0	1	2	1	.316
3/16/2022	at Ohio		0	0	0	0	0	0	0	0	0	0	0	0	0	0	0	0	0	1	.316
Mar 20	at UAB	ph	0	0	0	0	0	0	0	0	0	0	1	0	0	0	0	0	0	0	.316
Mar 26	MIDDLE TENNESSEE	*2b	3	0	1	0	1	0	0	0	0	0	0	0	0	0	0	2	2	0	.318
Mar 27	MIDDLE TENNESSEE	*2b	3	1	1	1	1	0	0	1	0	0	0	0	0	0	1	0	1	0	.320
Apr 01	CHARLOTTE	*2b	3	0	2	2	1	0	0	0	0	0	0	0	0	0	0	3	0	1	.357
Apr 02	CHARLOTTE	*2b	4	0	2	0	0	0	0	0	0	0	0	1	0	0	0	2	3	2	.375
Apr 03	CHARLOTTE	*2b	2	1	1	0	0	0	0	1	0	0	0	0	0	0	1	0	2	0	.382
Apr 08	at Florida Atlantic	*2b	4	0	0	0	0	0	0	0	0	0	0	0	0	0	0	1	1	0	.342
Apr 09	at Florida Atlantic	*2b	2	0	0	0	0	0	0	1	0	0	0	0	0	0	0	3	0	0	.325
Apr 10	at Florida Atlantic	*2b	4	0	0	0	0	0	0	0	0	0	0	0	0	0	1	2	1	0	.295
Apr 12	at Northern Ky.-1	*2b	3	1	2	0	1	0	0	0	0	0	0	0	0	0	0	2	1	0	.319
Apr 12	at Northern Ky.-2	*2b	3	0	1	1	1	0	0	0	0	0	0	0	0	0	0	3	1	0	.320
Apr 14	FIU	*2b	3	0	1	0	0	0	0	0	0	0	0	0	0	0	1	1	4	0	.321
Apr 15	FIU	*2b	0	1	0	0	0	0	0	1	0	0	1	1	0	0	0	4	4	0	.321
Apr 16	FIU	*2b	3	0	2	0	0	0	0	0	0	0	0	0	0	0	0	2	1	0	.339
Apr 20	MOREHEAD STATE	*2b	2	1	2	0	1	0	0	1	0	0	0	0	0	0	0	4	3	0	.362
Apr 22	at WKU	*2b	3	0	1	0	0	0	0	0	0	0	0	0	0	0	0	1	1	0	.361
Apr 23	at WKU	*2b	4	0	1	0	0	0	0	0	0	0	0	0	0	0	0	3	1	0	.354
Apr 24	at WKU	*2b	2	0	0	0	0	0	0	0	0	0	0	0	0	0	0	1	1	1	.343
Apr 29	UTEP	*2b	1	0	0	0	0	0	0	0	0	1	0	1	0	0	0	1	1	0	.338
Apr 30	UTEP	*2b	2	0	1	1	0	0	0	0	0	0	1	0	0	0	0	1	2	0	.343
May 01	UTEP	*2b	2	0	0	0	0	0	0	0	0	0	1	0	0	0	1	1	1	0	.333
May 06	at North Texas	*2b	3	0	0	0	0	0	0	0	0	0	0	0	0	0	0	2	1	0	.320
May 07	at North Texas	*2b	3	1	2	0	0	0	0	0	0	0	0	0	0	0	0	3	1	1	.333
May 08	at North Texas	*2b	3	1	1	0	0	0	0	0	0	0	0	0	0	0	0	1	0	0	.333
Totals		30gs	81	10	27	8	7	0	1	8	0	1	4	3	0	0	8	48	42	11	.333

On base pct. .419 • Slugging pct. .457

## Madison Whitaker Collegiate Career Stats

	Avg.	GP/GS	AB	R	H	2B	3B	HR	RBI	TB	SLG%	BB	HBP	SO	GDP	OB%	SF	SH	SB/ATT	PO	A	E	DP	FLD%
2018 WSU	0.244	53/53	168	16	41	8	1	3	23	60	0.357	9	1	15	0	0.285	1	1	2/3	75	100	17	2	0.911
2019 WSU	0.278	49/49	158	27	44	8	1	5	30	69	0.437	17	1	19	0	0.346	3	0	1/1	39	90	17	3	0.884
2020 WSU	0.167	4/3	6	0	1	0	0	0	0	1	0.167	0	0	0	0	0.167	0	0	0/0	2	3	1	0	0.833
2021 MAR	0.176	26/14	51	6	9	4	0	1	6	16	0.314	4	2	6	0	0.263	0	0	0/0	33	22	3	1	0.948
2022 MAR	0.333	350/30	81	10	27	7	0	1	8	37	0.457	8	4	8	0	0.419	0	3	0/1	48	42	11	6	0.891
Totals	0.263	166/149	464	59	122	27	2	10	67	183	0.394	38	8	48	0	0.327	4	4	3/4	197	257	49	9	0.903
WSU (3 yrs)	0.259	106/105	332	43	86	16	2	8	53	130	0.392	26	2	34	0	0.313	4	1	3/4	116	193	35	5	0.898
MAR (2 yrs)	0.273	61/44	132	16	36	11	0	2	14	53	0.402	12	6	14	0	0.360	0	3	0/1	81	64	14	7	0.912

# 2022 Marshall Thundering Herd TV/Radio Roster



00 Autumn Owen - R-Jr., C  
Mill Spring, N.C.



1 Grace Chelemen - Sr., OF  
Woodhaven, Mich.



3 Armani Brown - R-Sr., IF  
Elk Grove, Calif.



4 Alex Coleman - Fr., OF  
Asheboro, N.C.



7 Amaya Lee - R-Fr., IF  
Concord, Calif.



9 Lauren Love - Fr., IF  
Matthews, N.C.



13 Rielly Lucas - Fr., IF  
Huntington, W.Va.




14 Cailey Joyce - R-Jr., P  
Mechanicsburg, Pa.



16 Saige Pye - 5th Yr., UT  
Stockton, Calif.



18 Laney Love - Fr., IF  
Matthews, N.C.



20 Camryn Michallas - Sr., IF  
Huntington, W.Va.



21 Sydney Nester - R-Jr., P  
Hillsville, Va.



22 Brianna McCown - So., P  
St. Albans, W.Va.



23 Mya Stevenson - Sr., OF  
Mesquite, Texas



28 Kay Kay Kenney - So., OF  
Highland Village, Texas



34 Ashley Blessin - Jr., P  
Plant City, Fla.



43 Aly Harrell - 5th Yr., IF  
Gahanna, Ohio



44 Katie Adams - 5th Yr., C  
Hurricane, W.Va.



48 Bub Feringa - Fr., P/UT  
Glendale, Ariz.



49 Brooklyn Ulrich - Fr., IF  
Mesa, Ariz.



77 Madison Whitaker - 5th Yr., IF  
New Palestine, Ind.



Head Coach  
Megan Smith Lyon - 4th Season



Assistant Coach  
Corey Lyon - 4th Season



Assistant Coach  
Maddie Holub - 4th Season



Volunteer Assistant  
Sam Boone - 2nd Season



Athletic Trainer  
Becky Kaliher - 3rd Season



Graduate Manager  
Kayla DeSchepper - 3rd Season



Student Manager  
Madison Davenport - 1st Season



Student Manager  
Jon Crispino - 1st Season



Student Manager  
Evan McGraw - 1st Season