



MARSHALL THUNDERING HERD™

Marshall Sports Information • P.O. Box 1360 • Huntington, W.Va. 25701
Softball Contact: Scott Hall • hall133@marshall.edu
Office: 304-696-4662 • Cell: 540-539-2032



@HERDzone

2022 SCHEDULE 29-11, 11-4 C-USA

Date Opponent Time
Buzz Classic - Atlanta, Ga.
Hosted by Georgia Tech

Feb. 11	vs. Saint Joseph's	(6inn) W, 8-0
Feb. 11	vs. Villanova	(5inn) L, 9-1
Feb. 12	vs. Villanova	(5inn) W, 8-0
Feb. 12	vs. Saint Joseph's	W, 6-4
Feb. 13	at Georgia Tech	Canceled

Battle at the Beach - Conway, S.C.

Hosted by Coastal Carolina

Feb. 18	vs. South Carolina	L, 7-5
Feb. 18	at Coastal Carolina	L, 4-3
Feb. 19	vs. South Carolina	L, 7-3
Feb. 19	at Coastal Carolina	W, 9-7
Feb. 20	vs. Fordham	(5inn) W, 8-0

Camel Stampede - Buies Creek, N.C.

Hosted by Campbell

Feb. 25	vs. Kent State	L, 1-0
Feb. 25	vs. Howard	(5 inn) W, 15-2
Feb. 26	vs. Howard	W, 9-2
Feb. 26	at Campbell	W, 6-3
Feb. 27	vs. Kent State	Canceled (weather)

Marshall Round Robin - Huntington, W.Va.

Mar. 3	vs. Purdue Fort Wayne	(5 inn) W, 11-0
Mar. 4	vs. Purdue Fort Wayne	(5 inn) W, 8-0
Mar. 4	vs. Maryland Eastern Shore	W, 4-0
Mar. 5	vs. Winthrop	W, 6-0
Mar. 5	vs. Maryland Eastern Shore	(5 inn) W, 14-1
Thundering Herd March Madness - Huntington, W.Va.		
Mar. 11	vs. Fairfield	(6 inn) W, 8-0
Mar. 11	vs. Norfolk State	W, 7-6
Mar. 12	vs. Western Carolina	Canceled (snow)
Mar. 13	vs. Fairfield	W, 8-4

Mar. 16	at Ohio	L, 8-7
Mar. 18	at UAB*	L, 1-0
Mar. 19	at UAB*	L, 5-2
Mar. 20	at UAB*	L, 8-7
Mar. 22	at Bellarmine	Canceled (weather)
Mar. 22	at Bellarmine	Canceled (weather)
Mar. 25	vs. Middle Tennessee*	W, 4-1
Mar. 26	vs. Middle Tennessee*	(6 inn) W, 9-1
Mar. 27	vs. Middle Tennessee*	(6 inn) W, 9-1
Apr. 1	vs. Charlotte*	W, 11-4
Apr. 2	vs. Charlotte*	(8 inn) W, 11-10
Apr. 3	vs. Charlotte*	W, 4-3
Apr. 5	at Radford	Postponed
Apr. 5	at Radford	Postponed
Apr. 8	at Florida Atlantic*	W, 7-2
Apr. 9	at Florida Atlantic*	L, 4-1
Apr. 10	at Florida Atlantic*	W, 3-2
Apr. 12	at Northern Kentucky	W, 3-2
Apr. 12	at Northern Kentucky	L, 5-4
Apr. 14	vs. FIU*	W, 6-0
Apr. 15	vs. FIU*	W, 3-2
Apr. 16	vs. FIU*	(5 inn) W, 8-0
Apr. 20	vs. Morehead State	(5 inn) W, 9-1
Apr. 22	at WKU*	7:00 p.m.
Apr. 23	at WKU*	2:00 p.m.
Apr. 24	at WKU*	2:00 p.m.
Apr. 27	at Radford	6 p.m.
Apr. 29	vs. UTEP*	1:00 p.m.
Apr. 30	vs. UTEP*	1:00 p.m.
May 1	vs. UTEP*	12:00 p.m.
May 3	at Akron	TBD
May 6	at North Texas*	7:00 p.m.
May 7	at North Texas*	2:00 p.m.
May 8	at North Texas*	1:00 p.m.

Conference USA Tournament - Denton, Texas

Hosted by North Texas, May 11-14

Key		
* C-USA Game		
Home Games at Dot Hicks Field in Bold & Green		
All Times are Eastern		

The Journey of MUSB

at WKU



Marshall Thundering Herd
2022 Record: 29-11, 11-4
Head Coach
Megan Smith Lyon (4th)
Overall Record: 502-318
School Record: 109-53



WKU Hilltoppers
2022 Record: 28-8, 11-4
Head Coach
Amy Tudor
Overall Record: 479-372-2
School Record: 262-166-1

2021 Record.....	20-13
2021 Conf. Record.....	8-8
2021 Conf. Finish.....	7th
2021 Conf. Tourn.....	1-1
2021 NCAA Tourn.....	N/A

2022 Team Stats	
Batting Avg.....	.328
Opp. Batting Avg.....	.229
Runs.....	255
Runs Allowed.....	117
Hits.....	339
Hits Allowed.....	220
Doubles.....	77
Doubles Allowed.....	35
Triples.....	2
Triples Allowed.....	5
Home Runs.....	53
Home Runs Allowed.....	20
RBI.....	234
Total Bases.....	579
Slugging %.....	.561
Walks.....	136
Walks Allowed.....	75
HBP.....	38
On Base %.....	.422
SB.....	31-34
SB Allowed.....	55-61
ERA.....	2.47
Complete Games.....	26
Shutouts.....	10
Saves.....	3
Innings Pitched.....	252.1
Strikeouts.....	295
Fielding %.....	.965
Putouts.....	757
Assists.....	279
Errors.....	38
Double Plays.....	9

2021 Record.....	32-15
2021 Conf. Record.....	10-6
2021 Conf. Finish.....	4th
2021 Conf. Tourn.....	Won
2021 NCAA Tourn.....	1-2

2022 Team Stats	
Batting Avg.....	.300
Opp. Batting Avg.....	.219
Runs.....	192
Runs Allowed.....	100
Hits.....	287
Hits Allowed.....	197
Doubles.....	53
Doubles Allowed.....	40
Triples.....	4
Triples Allowed.....	4
Home Runs.....	26
Home Runs Allowed.....	23
RBI.....	170
Total Bases.....	426
Slugging %.....	.445
Walks.....	119
Walks Allowed.....	60
HBP.....	13
On Base %.....	.382
SB.....	52-62
SB Allowed.....	22-26
ERA.....	2.27
Complete Games.....	14
Shutouts.....	7
Saves.....	2
Innings Pitched.....	237.2
Strikeouts.....	198
Fielding %.....	.965
Putouts.....	713
Assists.....	304
Errors.....	37
Double Plays.....	7

Series History vs. WKU

20 all-time meetings - Marshall leads 11-9
First-ever meeting: March 9-10, 2001 - WKU won the 1st game (2-0) & MU won game 2 (5-1) at WKU

First C-USA Meeting: March 13-14, 2015 - WKU won the series in Huntington, 2 games to 1.

Longest WKU Win Streak: 2 x 2015 & 2018

Longest Herd Win Streak: 6, 2016-2017

C-USA Meetings: Began in 2015, canceled in 2020 (pandemic). Picked up again in 2021 however series was canceled due to COVID-19 in WKU's tier 1 test group. Have met 2x in C-USA Tournament, 1 win for each team

Other notable games

March 13, 2015 - Game 1, Emileigh Cooper hit a walk-off home run in the 10th for a 2-0 win off Miranda Kramer. Was only win of series for the Herd. (see pg. 27 for more)

May 11, 2017 - Jordan Dixon tossed her 3rd career no-hitter at the C-USA Tourn. Just the 2nd no-hitter in the history of the C-USA Tourn., the other by WKU's Miranda Kramer in 2015. Jordan Colliflower made a diving catch by the rightfield line for the 2nd out in the 7th. Dixon caught a liner for the final out. Dixon had 8 Ks.

April 21, 2018 - MU lost game 1 (8-6) & looked to bounce back, leading 5-2 in game 2. WKU scored 3 runs in the bottom of the 7th to tie the game. In the 8th, Rachel Rousseau hit a 2B to drive in Madi Marshall and then Rousseau later scored. Abigail Tolbert struck out Brittany Vaughn to end the game with 2 left on base.

April 6-7, 2018 - MU took the series 2-1. Won game 1, 10-4 after scoring 8 in the 6th to end the game early. WKU took game 2, 7-1. Game 3 was a back-&-forth battle. Blakely Burch hit a 3-run HR in the 6th to MU 7-6 lead. WKU tied it, 7-7, in the 7th. On to the 8th. Rachel Rousseau led off with a solo walk-off homer to take the game & the series.

Last 10 meetings MU leads 6-4

Date	Result	Score	Location
3/25/17	Win	10-4	Huntington
3/26/17	Win	6-3	Huntington
5/11/17	Win	2-0	Hattiesburg, Miss.
4/21/18	Loss	8-6	Bowling Green
4/21/18	Win	7-5 (8 inn)	Bowling Green
4/22/18	Loss	4-1	Bowling Green
5/9/18	Loss	5-2	Charlotte, N.C.
4/6/19	Win	10-2 (6 inn)	Huntington
4/6/19	Loss	7-1	Huntington
4/7/19	Win	8-7 (8 inn)	Huntington

MUSB Probable Starters (based on previous game)

Player	Avg.	AB	R	H	2B	3B	HR	RBI	BB	HBP	Slg %	OB%	SB-Att
1. 1B Aly Harrell	.449	107	32	48	11	0	7	28	33	15	.748	.619	1-1
2. CF Grace Chelemen	.292	96	19	28	6	1	0	15	10	0	.375	.355	6-6
3. DP Saige Pye	.375	120	30	45	7	0	14	38	15	5	.783	.461	0-0
4. RF Mya Stevenson	.361	119	31	43	11	0	15	44	13	4	.832	.435	7-9
5. 3B Autumn Owen	.349	106	27	37	9	0	5	17	13	0	.575	.413	6-7
6. C Katie Adams	.260	100	21	26	10	0	6	25	13	4	.540	.368	0-0
7. 2B Madison Whitaker	.362	58	8	21	7	0	1	7	8	2	.534	.456	0-0
8. SS Armani Brown	.197	66	13	13	1	0	0	4	5	0	.212	.250	4-4
9. LF Alex Coleman	.281	32	14	9	0	0	0	4	3	0	.281	.343	3-3

Pitchers (by IP)

Player	W-L	ERA	App	GS	CG	SHO	SV	IP	R	ER	K
Sydney Nester	21-5	1.47	32	25	23	9	3	171.0	51	36	235
Cailey Joyce	5-3	5.68	12	10	3	1	0	37.0	33	30	32
Bub Feringa	1-0	1.91	9	2	0	0	0	22.0	12	6	11
Brianna McCown	2-3	2.86	6	2	0	0	0	14.2	9	6	13
Ashley Blessin	0-0	10.04	4	1	0	0	0	7.2	12	11	4

General/Media Information

General Information

Location (Founded) Huntington, W.Va. (1837)
 Enrollment 11,962
 Affiliation NCAA Division I
 Conference USA
 Nickname Thundering Herd
 Colors Kelly Green and White
 Mascot Marco, The Buffalo
 President Brad Smith
 Interim Athletics Director Jeff O'Malley
 Assoc. AD/SWA Beatrice Crane Banford
 Home Field (Capacity) . Dot Hicks Field (1,000)

Softball History

First Year 1994
 All-Time Record 853-678-3
 All-Time C-USA Record 193-161-3
 C-USA Tourn. Appearances 14
 C-USA Tourn. Record 17-16

Softball Staff

Head Coach Megan Smith Lyon
 Alma Mater North Carolina ['99]
 Year at Marshall 4th
 Career Record 502-318
 MU Record 109-53
 Assistant Coach Corey Lyon
 Previous School UL-Monroe
 Year at Marshall 4th
 Assistant Coach Maddie Holub
 Alma Mater Fort Hays State '13
 Year at Marshall 4th
 Volunteer Assistant Sam Boone
 Year at Marshall 2nd
 Athletic Trainer Becky Kaliher
 Year at Marshall 3rd

Softball Media

Softball Contact Scott Hall
 Office Phone 304-696-4662
 Cell Phone 540-539-2032
 Email hall133@marshall.edu
 Asst. AD, Media Relations Jason Corriher
 Fax Number 304-696-2325
 Mailing Address 1801 Third Avenue
 Cam Henderson Center, Room 2035
 Huntington, W.Va. 25703
 Website HerdZone.com
 Facebook facebook.com/herdsoftball
 Twitter @HerdSB
 Instagram @HerdSB

Radio

Tune in to 88.1 WMUL-FM for coverage all season long of Marshall Softball. Fans can tune in online at www.marshall.edu/wmul by clicking one of the Live Streams on the front page. Select games in early season tournaments to be simulcast using Facebook Live.

Live Stream

Home games will be streamed on ESPN+ by our HerdVision crew.

2022 Team Facts

Letterwinners Returning/Lost 12/10
 Starting Position Players Returning/Lost 6/3
 Pitchers Returning/Lost 3/3
 Newcomers 9

Key Returners

5th Yr., IF Aly Harrell
 .415/30 GS/39 H/25 R/8 2B/10 HR/29 RBI/.819 OB %
5th Yr., UT Saige Pye
 .395/25 GS/34 H/14 R/5 2B/6 HR/23 RBI/.663 Slg %
Sr. OF Mya Stevenson
 .293/32 GS/29 H/27 R/8 2B/8 HR/20 RBI/.616 Slg %
Sr. OF Grace Chelemen
 .353/31 GS/36 H/21 R/6 2B/2 HR/3-9 SB/.471 Slg %
5th Yr., C Katie Adams
 .352/28 GS/32 H/12 R/9 2B/4 HR/24 RBI/.582 Slg %
R-Sr. IF Armani Brown
 .246/24 GS/15 H/12 R/3 2B/1 3B/.963 Fld %
R-Jr. P Cailey Joyce
 5-5/3.08 ERA/15 APP/12 GS/4 CG/66.0 IP/37 K
So. P Brianna McCown
 4-1/4.27 ERA/13 APP/3 GS/1 CG/37.2 IP/31 K

Key Players Lost

R-Sr. IF Blakely Burch
 .128/18 GS/6 H/8 R/2 HR/4 RBI/.255 Slg %
Grad. IF Sierra Huerta
 .288/30 GS/21 H/18 R/4 2B/7 HR/17 RBI/.658 Slg %
Fr. OF Paige Halliwill
 .263/28 GS/21 H/14 R/4 2B/4 HR/15 RBI/.513 Slg %
Fr. C Kat Sackett
 .254/19 GS/16 H/7 R/7 2B/5 HR/16 RBI/.603 Slg %

Newcomers

00 Autumn Owen - C/IF * (Gardner-Webb)
 4 Alex Coleman - OF - Asheboro, N.C.
 7 Amaya Lee - INF - Injured 2021 Redshirted
 9 Lauren Love - INF - Matthews, N.C.
 13 Rielly Lucas - INF - Huntington, W.Va.
 18 Laney Love - INF - Matthews, N.C.
 21 Sydney Nester - P * (North Carolina State)
 48 Bub Feringa - P/UT - Glendale, Ariz.
 49 Brooklyn Ulrich - INF - Mesa, Ariz.
 * - transfer

Media Guidelines

All media requests for Marshall University softball must be coordinated with Scott Hall, Associate Director for Sports Information. To schedule an interview, please contact Scott through one of the means provided. Please keep in mind that class schedules, practices and travel days are subject to change, so it is important to make contact for an interview as soon as possible to ensure schedules do not conflict.

Game Day

Due to COVID-19 restrictions, there will be limited access to players and coaches on game day. Please let Scott Hall know who you wish to speak with. Interviews will be done outside, please wear masks and stand at least six feet away from the player/coach. Press box space is very limited. If you have any questions, please contact Scott Hall.

Softball Social Media
 Twitter: @HerdSB @HerdZone
 Facebook: Marshall University Softball
 & Marshall University Athletics
 Instagram: HerdSB & HerdZone



Fans can tune in to 88.1 WMUL-FM and online at www.marshall.edu/wmul for coverage of all the Marshall Softball games, and www.cusatv.com for the live stream of the home games & Conference USA road games. Select early season tournaments with neutral games will be simulcast on Facebook Live through the team page.

In 2022, home games will be LIVE STREAMED on ESPN+, produced by our wonderful HerdVision crew.

2022 THUNDERING HERD™ Roster


No.	Name	Yr.	B/T	Pos.	Hometown/Last School
00	Autumn Owen	So.	R/R	C/INF	Mill Spring, N.C./Gardner-Webb University
1	Grace Chelemen	Sr.	L/R	OF	Woodhaven, Mich./University of Michigan
3	Armani Brown	R-Sr.	L/R	INF	Elk Grove, Calif./Cosumnes Oaks HS
4	Alex Coleman	Fr.	L/R	OF	Asheboro, N.C./Southwestern Randolph HS
7	Amaya Lee	R-Fr.	R/R	INF	Concord, Calif./North Gate HS
9	Lauren Love	Fr.	R/R	INF	Matthews, N.C./Porter Ridge HS
13	Rielly Lucas	Fr.	L/L	INF	Huntington, W.Va./Cabell Midland HS
14	Cailey Joyce	R-Jr.	R/R	P	Mechanicsburg, Pa./La Salle University
16	Saige Pye	5th Yr.	R/R	INF	Stockton, Calif./Georgia Tech
18	Laney Love	Fr.	R/R	INF	Matthews, N.C./Porter Ridge HS
20	Camryn Michallas	Sr.	R/R	INF	Huntington, W.Va./Gulf Coast State College (Fla.)
21	Sydney Nester	R-Jr.	R/R	P	Hillsville, Va./North Carolina State
22	Brianna McCown	So.	R/R	P	St. Albans, W.Va./St. Albans HS
23	Mya Stevenson	Sr.	R/L	OF	Mesquite, Texas/Mesquite Poteet HS
28	Kay Kay Kenney	So.	R/R	OF	Highland Village, Texas/Marcus HS
34	Ashley Blessin	Jr.	R/R	P	Plant City, Fla./Plant City HS
43	Aly Harrell	5th Yr.	L/L	INF	Gahanna, Ohio/Gahanna Lincoln HS
44	Katie Adams	5th Yr.	L/R	C	Hurricane, W.Va./Hurricane HS
48	Bub Feringa	Fr.	L/R	P/UT	Glendale, Ariz./Cactus HS
49	Brooklyn Ulrich	Fr.	L/R	INF	Mesa, Ariz./Red Mountain HS
77	Madison Whitaker	Sr.	R/R	INF	New Palestine, Ind./Wright State

Staff

Head Coach: Megan Smith Lyon (4th season)
 Assistant Coach: Corey Lyon (4th season)
 Assistant Coach: Maddie Holub (4th season)
 Volunteer Assistant: Sam Boone (2nd season)
 Graduate Manager: Kayla DeSchepper (3rd season)
 Athletic Trainer: Becky Kaliher (3rd season)
 Student Manager: Madison Davenport (1st season)
 Student Manager: Jon Crispino (1st season)
 Student Manager: Evan McGraw (1st season)

Pronunciation Guide

Grace CHELEMEN	Chell-UH-men
AMAYA Lee	Uh-MY-uh
RIELLY Lucas	Riley
Saige PYE	Pie
CAMRYN MICHALLAS	CAM-rin Muh-HALL-iss (C in last name is silent)
BRIANNA McCown	BREE-ah-na
ALY HARRELL	Al-ee HAIR-ull
Bub FERINGA	Fur-ING-ga
Brooklyn ULRICH	ULL-rich
Maddie HOLUB	Hall-ubb



MARSHALL SOFTBALL BROADCAST TALKING POINTS



#00 Autumn Owen, So., C/IF, Mill Spring, N.C.

- 38 GP, 36 GS. Has played 3B and catcher. 37 hits, 27 runs, .951 FLD%
- Reached base safely in 8-straight games. Scored a run in 5-straight
- 2-of-3, 3 RBI, 2B & HR vs. Morehead State (4/20). 3-run HR in the 5th.
- Tied MU record with 4 runs scored vs. Charlotte (4/2), including scoring game-tying run in the 8th. 2 HRs & 10 assists in series.
- Scored a run in 5-straight games 3/26-4/3, 9 total.
- Hit .875 (7-8) during March Madness & reached base 10-of 11 times.
- Had 6-game hit streak (3/5-13) & 4-straight with 2+ hits
- 1st MU HR at Coastal Carolina (2/19) 18th of career. Had 2 hits.
- 1st MU hit vs. Saint Joseph's (2/11). 1st MU 2B vs. Villanova (2/12).
- Transfer from Gardner-Webb. 81 GP, 81 GS, hit .384 (4th at GWU), .229 AB, 66 R, 88 H, 19 2Bs, 8 3Bs (T8th), 17 HRs (T8th), 72 RBI, 174 TB, Slg. .760, OB .483, 21 SB, 22 runners CS (7th) & .979 Fld % (T9th).
- 2021 Big South Preseason Co-POY, missed entire season due to injury.
- In shortened 2020, helped Runnin' Bulldogs to 25-4 record, 17-game win streak. Hit .386, 7 2Bs, 5 3Bs, 4 HRs, 22 RBI, .735 SLG%, .505 OB%.
- 2019 4x Big South Freshman of the Week, All-Freshman Team, 1st Team All-Big South, Big South Freshman of the Year, NFCA All-Mid-Atlantic Region 1st Team, Top 25 Finalist NFCA Division I Freshman of the Year.
- In 2019 hit .384, 12 2Bs, 13 HRs, 50 RBI, .774 SLG%, .469 OB%, 113 TB.
- 1st career HR vs. Furman & Hit walkoff 2-run HR vs. Campbell in 2019.
- Career-high 4-for-4 vs NC Central (2019), 4 RBI, 2B & a 3B.
- 3 HRs in DH at App St. (2019), 2 HRs & career-high 5 RBI in game two.



#1 Grace Chelemen, Sr., OF, Woodhaven, Mich.

- 37 GP, 29 GS in OF Speedy fielder. 19 runs, 28 hits, 10 walks.
- Currently on 7-game hit streak.
- 2-of-3 & game-ending RBI on bases loaded BB vs. Morehead St. (4/20).
- Drove in go-ahead run in 8th with bunt 1B at FAU (4/8).
- Came up clutch in 7th & 8th innings vs. Charlotte (4/2). Drove in game-tying run in the 7th & then delivered walkoff in the 8th, RBI 1B.
- Hit 2 2Bs including game-ender in the 6th driving in run for 9-1 win.
- Was also 7th 2B of the game for MUSB, setting team, single game record.
- 2-for-2, 2 runs, 1 BB & 3 putouts at Ohio (3/16).
- Bat .375 at Battle at the Beach. 6 hits & 4 RBI. Drew 2 walks vs. South Carolina. Had 2 hits & 2 RBI vs. Fordham.
- 32 GP, 31 GS in 2021. Hit .353, 36 hits, 21 runs, 6 2Bs, 2 HRs, 15 RBI
- 3-of-4 with 2 2Bs & 2 runs vs. LA Tech in C-USA Tour.
- vs. Bellarmine 8-of-10, 3 runs, 2 2Bs, 3 RBI. Reached base safely in 9-straight plate appearances & 4-4 in game 2. Avg. up from .314 to .422.
- Diving catch bottom 7th at MTSU helped game go to extras.
- Smacked 1st career home run at No. 11 Kentucky in 2020.
- Diving catch at Kennesaw State (Feb. 2020) featured as Top 5 Play of the Week by NCAA Softball.
- Transfer from U. of Michigan, joined Herd just before 2020 season.
- Played 36 games, 1 start at Michigan in 2019. Made collegiate debut vs. No. 5 Florida (2/9). 1st career hit in 1st at-bat at USF (2/9). Played against MU in NCAA Regionals



#3 Armani Brown, R-Sr., IF, Elk Grove, Calif.

- 36 GP, 32 GS. Played 2B & SS. Has 42 assists. Smooth defender
- Scored game-ending run in 5th vs. Morehead St. on bases loaded BB.
- Scored game-ending run in 5th vs. FIU on wild pitch. MU won 8-0.
- Scored go-ahead run in top 8th at FAU (4/8).
- 3-for-3 with career-high 3 RBI vs. Fairfield (3/11).
- 2-for-2 vs. UMES (3/5) 1st hits of 2022, also 1 run, 1 BB & 1 SB.
- 32 GP, 24 GS in 2021. Hit .246, 15 hits, 12 runs, 3 2Bs
- Split time at 2B with Madison Whitaker in 2020.
- Was 4-of-9 (.444) at MTSU, raised season avg. from .273 to .323. Had clutch RBI 1B late in game two. Scored 3 runs.
- Bat .347, 25 hits, 13 runs, 7 RBI & 3 SB in 2020.
- Started all 25 games 6 at SS & 19 at 2B in 2020.
- Contributed to 2 double plays at No. 11 Kentucky.
- Reached base safely in 19-straight games (2/7-3/4) & in 22-of-25 games in 2020. 8 multi-hit games & 3-for-3 vs. Indiana State.
- Season-high 2 RBI at Norfolk State (3/1) & vs. Rutgers (3/7).
- Played & started in 62 games in 2019, tied for second-most in MUSB history, all at second base. 2nd with 52 hits, also scored 30 runs (2019).
- .954 fielding percentage in 197 chances (2019).
- Hit 1st career 3B at Middle Tennessee (April 27, 2019).



#4 Alex Coleman, Fr., OF, Asheboro, N.C.

- 29 GP, 16 GS. Starts in CF & LF. Has 14 runs scored.
- Drove in 2 of MU's 3 runs in 3-2 win vs. FIU (4/15). Had 2 hits.
- Scored game-tying run in the 7th vs. Charlotte (4/2) to allow extra inn.
- Scored game-ending run in the 6th vs. MT (3/26) of 9-1 win.
- Career-high 4 putouts in LF at UAB (3/19).
- 1st career 2-hit game vs. Norfolk State (3/11).
- 1st career start vs. Howard (2/25). 1 hit, 2 BBs, 2 runs, 2 RBI, 1 SB.
- 1st career SB vs. Kent State (2/25).
- Made collegiate debut vs. Villanova (2/11) as a pinch runner.
- Scored 1st career run vs. Saint Joseph's (2/12) on Lauren Love's HR.
- Senior year of HS hit .682, on base .714, had 30 hits, 23 runs, 14 RBI, 4 2Bs, 3 3Bs, 1 HR, 15 stolen bases and only struck out twice.
- 2021 Mid Piedmont Conference Player of the Year & 1st Team All-State.
- Helped team to postseason, 1st place freshman & sophomore years.
- Sophomore year hit .520 with .540 on base and scored 24 runs.
- Played club ball for Carolina Cardinals. Team finished in top 8 in the Colorado Tournament '19, 3rd JO Cup '20, 1st Power 50 Pro Swings in Tennessee & PGF State Champs '20.
- Straight-A student all 4 years in HS. Academic All-Conference Team.
- Father, Rusty, played baseball at High Point in 1990s.



#7 Amaya Lee, R-Fr., IF, Concord, Calif.

- 29 GP off the bench as a pinch runner. Has 12 runs scored.
- Saw 1st action on defense at 2B vs. Purdue Fort Wayne (3/3), also had 1st at bat, struck out.
- Scored 2 runs during Battle at the Beach. 1 vs. South Carolina (2/18) and another at Coastal Carolina (2/19).
- Made collegiate debut vs. Saint Joseph's (2/11) as pinch runner.
- Scored 1st career run vs. Villanova (2/12).
- Missed the 2021 season due to shoulder injury.
- Attended North Gate HS
- 4-year Scholar Athlete & Honorable Mention.
- Hit .321 with 54 hits, 53 runs & 24 RBI.
- With travel team was member of squad that won PGF Qualifiers in 2017 & 2019.
- Has a twin sister who will play softball for Holy Names University in Oakland, Calif.



#9 Lauren Love, Fr., IF, Matthews, N.C.

- 36 GP, 34 GS. Starts in OF, 2B & SS. Batting .304.
- 3-for-3 & 2 BBs in comeback win over Charlotte (4/2). Scored the game-winning run on walkoff RBI 1B from Chelemen in the 8th.
- Had diving catch in LF foul territory vs. MT while playing in left.
- Reached base safely in 13-straight games 2/25-3/16. 7-game hit streak over end of run (3/4-16).
- Hit RBI 2B to give MU lead at 7-6 vs. Norfolk State in the 6th (3/11) & hit 2-run HR to tie game at 4-4 in the 4th vs. Fairfield (3/13)
- Bat .563 (9-of-16) during Round Robin (3/3-5). 4 games 2+ hits, drove in at least 1 run in each game, 10 total. 3-4 vs. Winthrop with 2 2Bs.
- 4-for-4, 1 2B, 3 runs & 3 RBI vs. Howard (2/25). 1st MU freshman with 4 hits since Mya Stevenson hit for cycle at Charlotte in 2019.
- Made collegiate debut vs. Villanova (2/11). Delivered clutch RBI 1B in the 5th after 10-pitch at bat vs. preseason All-American Paige Rauch.
- 1st career home as 2-run go-ahead shot to RF vs. Saint Joseph's (2/12).
- Came to Marshall with twin sister Laney. Lauren was born January 1, 2003 while Laney was born December 31, 2002.
- Lauren & Laney are the seventh set of sisters and the second set of twins to play for MUSB.
- Player of the Year, Off. MVP, All-Conf. & All-District. Senior year bat .523, 23 hits, 20 runs, 12 RBI, 13 2Bs & 1 HR. In HS career bat .540, 88 hits, 68 runs, 69 RBI, 28 2Bs, 4 3Bs, 14 HRs, slugged 1.018, on base .577.



#13 Rielly Lucas, Fr., IF, Huntington, W.Va.

- 19 GP, 6 GS. Starts in LF. 6 hits, 5 runs, 7 RBI, 10 BBs
- RBI 1B vs. FIU (4/16) helped lead to 5-run inning & ended game early.
- Drew 2 BBs and 1 HBP in 3 plate appearances vs. Fairfield (3/13).
- Reached base safely in 9-straight games (2/25-3/12).
- 1st career start vs. Howard (2/25) 2-of-3, 2 RBI, 1 run.
- 1st career hit with 1B at Coastal Carolina (2/19), later scored 1st run.
- Made collegiate debut vs. Villanova (2/12) & had 1st career RBI.
- Hometown player. Attended Cabell Midland HS
- Senior year helped Knights to its first state championship since 2005.
- Recipient of the 2020-21 West Virginia HS Softball Sports Award.
- 3x All-State, 3x All-Mountain State Athletic Conference
- Participated in 2021 North/South All-Star game for Region 4 and won the Home Run Derby.
- Over last 2 years in HS hit .520, on base over .600, slugged over 1.100 and was intentionally walked 22 times in 2021.
- In HS career hit 28 HRs (13 as a senior), 109 RBI (39 as a senior), and 117 runs scored (52 as a senior).
- Travel ball for Ohio Outlaws. Invited to play all-star game in Boulder, Co. All-Star Select in 2018 at Triple Crown Fireworks Tournament.
- Cousin Austin Lucas played baseball at West Virginia Tech.



#14 Cailey Joyce, R-Jr., P, Mechanicsburg, Pa.

- 12 appearances, 10 starts in 2022. Has 37.0 IP & 32 Ks.
- Started & tossed 4 IP vs. MT (3/26) earned win, 2 H, 1 R, 2 Ks.
- 0.70 ERA in 2 CG at Round Robin (3/4-5). 2-0 record, 0 BBs & 13 Ks.
- Shutout vs. Purdue Fort Wayne. Allowed 1 run vs. UMES.
- Earned 1st win of 2022 at Coastal Carolina (2/19), 6.2 IP, 6 Ks.
- CG win over Howard (2/25), 2 Ks. Involved in 1st inning double play.
- 15 appearances, 12 starts, 5-5 record, 66 IP, 3.08 ERA & 37 Ks in 2021.
- Earned 1st MU start vs. Valpo (3/7/21) 4 IP, 4 H, 1 R & 3 Ks. No decision.
- CG win at Chattanooga (3/21/21), 4 H, 1 R & 7 Ks. 1st Marshall win.
- Struck out 7 vs. Bellarmine (3/27/21).
- Pitched 19 inn., 14 Ks & had 2 wins in FAU series. Game 1 gem with complete game shutout, allowed 4 hits & 6 Ks.
- Picked up 2 more wins at FIU. Game 1 3 hits, 1 run & 2 Ks.
- Transfer from La Salle University. Sat out the 2020 season due to injury.
- Named to A-10 All-Rookie Team & A-10 Commissioner's Honor Roll.
- 2019, 41 GP, 39 GS. Led team at plate with .301 avg, slugged .540 & 7 HRs. Had 9-game hit streak (April 3-14, 2019). Homered 2x & 5 RBI against Dayton (April 13). 14 CGs, led with 168.2 IP & 91 strikeouts. 8 wins, 1 save & 4.32 ERA. Career-high 8 Ks at Rhode Island (April 27).

MARSHALL SOFTBALL BROADCAST TALKING POINTS



#16 Saige Pye, 5th Yr. UT, Stockton, Calif.

- 40 GP, 40 GS at DP, 38 RBI, 14 HRs & .783 slugging.
- Reached base safely in 81-of-90 games played in MU career. (89.9%)
- 2 BBs & 1 HR at FAU (4/8) in comeback win.
- Hit 2 HRs in game 1 win vs. Charlotte (4/2), 6 RBI.
- Hit 2 HRs & 4 RBI in series vs. Middle Tennessee.
- Career-high 3 runs scored vs. Fairfield (3/13). Hit 6th HR of year.
- 2+ hits in 4-straight games (2/26-3/4). 1 HR in 3-straight games
- Totaled 5 hits, 3 runs, 5 RBI & 5th HR of year in 2 games vs. PFV.
- 1 HR vs. Howard & 1 vs. Campbell (2/26), totaled 6 RBI.
- Hit 1 of MU's 5 HRs vs. Saint Joseph's (2/11). 3-run HR in the 5th.
- At MU 3rd all-time avg. (.406), 3rd SLG (.769), 4th on base % (.480) & 8th HRs (28).
- Hit .395, 34 hits, 14 runs, 5 BBs, 6 HRs, 23 RBI, slugged .663 in 2021.
- Hit .475 (19-of-40) with 18 RBI over 11 games in C-USA play (2021).
- Career-high 12-game hit streak (4/17-5/12) in 2021.
- Tied MU single-game record with 3 BBs vs. FAU including 2-run BB to tie game in 7th. Drove in 3 runs in each of 3 games played against Owls.
- In 2020 started all 25 games, 11 at DP, 11 at 3B, 3 OF. Took over at 3B after Blakely Burch went down with injury vs. Delaware State (Feb. 28).
- 2020 hit .463, 37 H, 20 R, 6 BBs, 8 HRs, 28 RBI, .863 SLG% & .532 OBP% just 5 Ks in 80 AB. Ranked top 50 NCAA hits (11th), total bases (12th), RBI (20th), SLG% (23rd), HRs (26th), RBI/G (32nd) & batting avg. (33rd)
- Reached base safely 24-of-25 games. Only miss, opener vs. St. Francis
- 7 RBI at No. 11 Kentucky, 2 HRs, 1 GS. 1 RBI away of team record.
- Transferred to MU from Georgia Tech. 32 GP, 6 GS over 2 seasons with GT. HR freshman year vs. Pitt.



#18 Laney Love, Fr., IF, Matthews, N.C.

- Yet to appear in 2022 dealing with knee injury.
- Came to Marshall with twin sister Lauren. Laney was born December 31, 2002 while Lauren was born January 1, 2003
- Laney & Lauren are the seventh set of sisters and the second set of twins to play for MUSB.
- Did not play during fall dealing with an injury.
- Attended Porter Ridge HS
- Named Defensive MVP and received All-Conference honors.
- Helped lead school to conference championship.
- In HS career hit .352, 38 hits, 30 runs, 32 RBI 9 BBs, 3 BBs, 4 HRs, slugged .601 and on base .413.
- With club team ranked 18th in 2019 in 16U final national NPS ranking.



#20 Camryn Michallas, Sr., IF, Huntington, W.Va.

- 14 GP, 13 GS, 4 at 3B & 9 at SS. Has 19 assists
- Injured hand on stolen base vs. UMES (3/4) & will miss remainder of season.
- career-best 6-game hit & 10-game reaching base safely streak prior to injury. Bat .800 (4-5) in Round Robin prior to injury as well.
- 2 RBI vs. South Carolina (2/18) & again at Coastal Carolina (2/19).
- Excellent defensive game vs. Saint Joseph's (2/12), 3 PO & 3 asts, 0 err.
- Returned to play for hometown school prior to 2021 season. Graduated from Huntington HS. First played for Akron in 2019, then transferred to Gulf Coast State College (JUCO) for 2020 season.
- Excellent defender with a strong arm. Had .969 fId% in 2021.
- Made MU debut in all 3 games at Chattanooga. 1 run & played 3B.
- 1st hit & RBI with Marshall, 2-run BB vs. Bellarmine (3/28).
- 1 RBI & 2 runs vs. LA Tech in C-USA Tourn. Had 2 PO & 2 asts at 3B.
- Played 2020 at Gulf Coast State College, same school that produced Eloise Tribolet (2017-18) played for MUSB.
- 2020 bat .329, 23 Hits, 18 R, 6 BBs, 1 HR, 11 RBI, .457 Slg%, .412 OBP%
- At Akron in 2019, appeared in 34 games with 32 starts. 5 runs & 5 RBI.
- Made collegiate debut vs. Morgan State (Feb. 8) & scored a run. 1st collegiate hit at Presbyterian (Feb. 8).
- At Huntington HS, named 1st team all-state & all-mountain state athletic conference. Bat over .500 with 168 hits, 29 BBs, 11 BBs, 12 HRs, & 98 RBI in HS career.



#21 Sydney Nester, R-Jr., P, Hillsville, Va.

- 32 APP, 25 GS. Leads MU 171.0 IP, 21-5 record, 235 Ks, 9 shutouts.
- Set MU record for fastest to 100 Ks, reaching in 58 IP. Old mark of 63 IP by Jordan Dixon in 2015
- Set MU record for fastest to 200 Ks, coming in 26th APP (at FAU 4/8), & 137 IP Old mark of 29 outings & 153.1 IP held by Andi Williamson.
- 9th to earn 6 Pitchers of the Week in C-USA history since 2000.
- 6th C-USA Pitcher of the Week (4/18) 3-0, 1 save, 2 shutouts, 13 hits, 2 ER, a 0.67 ERA & 19 Ks in 21 IP vs. NKU & FIU.
- 5th C-USA Pitcher of the Week after FAU weekend. 2-0, 3 earned runs, 1.40 ERA, 26 Ks in 15 innings.
- First no-hitter with MU in Sinn, 11-0 win over PFV (3/3), 11 Ks.
- Already 4th in MUSB history with 10 career 10+ K games.
- Transfer from NC State. Excelled on field & in classroom for Wolfpack. Already graduated with Bachelor's degree in sport management in 3 years at NC State. Working on Master's in communication studies at MU.
- In Wolfpack record book. 4th all-time in Ks-per 7 innings (7.06), 6th in wins, 6th in Ks, 7th-best opp. batting avg., & 10th in ERA.
- In 2020, 17 APP, 12 GS, 10-4, 89 Ks in 86.1 IP.
- 1 of 2 pitchers in ACC with double-digit wins in 2020.
- In 2019, 37 appearances, 20 starts, 14-8 record, 153 Ks in 149.2 IP.
- Made collegiate debut against No. 19 Michigan, 4 IP, 3 hits, 3 runs, 4 Ks
- Earned 4-1 win over No. 7 Arizona, allowed 7 hits & struck out 5.
- Career-high 15 Ks in no-hitter of 2-0 win at College Charleston.



#22 Brianna McCown, So., P, St. Albans, W.Va.

- 6 APP, 2 GS, 14.2 IP & 13 Ks
- Earned win vs. FIU (4/15) 5 IP, 3 Hits, 1 run, 4 Ks
- 3.2 IP with season-high 5 Ks in relief at NKU (4/12).
- 1st start of '22 at UAB. Pitched 3.0 inn., 6 H, 4 R & 2 Ks. Took the loss.
- Made 1st appearance of 2022 after dealing with injury from fall semester. 1 inning of relief vs. Norfolk St (3/11) & retired side in 9 pitches with 1 K. Earned win as MU took lead in bottom of inning.
- 13 appearances, 3 starts, 4.27 ERA, 4-1 record 31 Ks, 37.2 IP in 2021.
- 1st collegiate appearance with 5 innings vs. Bowling Green (3/5) settled in with 7 Ks and earned 1st career win.
- Came on in relief in 3 games at MTSU, had 3 Ks in game four.
- 1st career GS in game 2 at Charlotte (5/8), 6 IP, 5 H, 3 R, 5 Ks in win.
- 1st career CG vs. LA Tech in C-USA Tourn. 5 hits, 2 runs & 3 Ks in win.
- Local star. First attended George Washington HS for three years, then transferred to & graduated from St. Albans HS.
- Pitcher & hitter in prep career.
- In 3 years at George Washington HS, 822 Ks, bat .541 & hit 14 HRs.
- Junior year had 21-4 record, 210 Ks & held opponents to .189 batting avg. On offense hit .519, slugged .954, .587 OBP% & 14 HRs.
- 3x 1st team all-state, 3x 1st team all-Mountain State Athletic Conference. Member of Conference champions and state runner-up.



#23 Mya Stevenson, Sr., OF, Mesquite, Texas

- 40 GP, 40 GS in RF, 44 RBI, 31 runs, 15 HRs, 11 BBs, slugging .832.
- 2nd member of MUSB 50 HR Club. Hit #50 vs MT (3/25).
- 2nd all-time at MU with 55 HRs. 8 ahead of teammate Aly Harrell.
- 3rd at MU SLG (.775), 5th total bases (361), 9th avg. (.339), 9th OBP% (.428) & 10th runs scored (123).
- 2 HRs in comeback win at FAU (4/8) 1st in the 7th & 2nd in the 8th.
- Hit 8 HRs over 10 game span (3/5-26).
- 2 HRs at UAB (3/20) with 5 RBI, 1st 2HR game since 3/8/20 vs. Rutgers.
- Ended game vs. Saint Joe's (2/11) with solo HR in the 6th.
- 13th member of MUSB 100 RBI Club (158) 4th all-time at MU moved ahead of Sam Rodriguez (2005-08) with 3-run HR vs MT, 51st of career.
- Hit 39th career HR with Grand Slam into 3rd floor of parking garage vs. LA Tech & 40th career HR hit vs. Charlotte in C-USA Tourn.
- C-USA play in 2021 hit .385, 20 hits, 13 runs, 7 BBs, 3 HRs, slugged .692.
- Reached base safely in 27 games including final 13 of season of 2021.
- Career-best 10-game hit streak (4/17-5/8) & hit .484 during span.
- Record-setting slugger, tied for NCAA lead 12 HRs in 2020. Also top 10 in RBI (2nd), HRs per game (3rd), RBI per game (3rd) & total bases (9th).
- Record-setter in 2019 with 20 HRs, most in NCAA by a freshman during season that year. Drove in 58 runs, 2nd most in team history.
- Hit 2nd cycle in team history at Charlotte 2019 (3/16).
- Career-high 7 RBI twice vs. Charlotte ('19) & vs. Rutgers ('20).



#28 Kay Kay Kenney, So., OF, Highland Village, TX

- 29 GP, 9 GS in OF, 10 hits, 8 runs, 8 RBI
- Drove in game-tying run in 8th vs. Charlotte (4/2) leading to win.
- Hit bases-clearing 3B vs. UMES (3/5). 1st career 3B
- 2-for-2 with 3-run HR vs. South Carolina (2/19).
- 20 GP, 5 GS in 2021. Scored 6 runs, 3 hits, 4 RBI, 6 walks.
- Scored 1st career run at Chattanooga (3/20/21) game 2.
- Made collegiate debut vs. Akron (3/3/21). 1st SB vs. Valpo (3/7/21).
- Earned 1st starts games 2 & 3 vs. Bellarmine after 1st playing in 6 games as a PR. Reached base in all 6 plate appearances with 4 BBs, reached on error & 1st career hit was 2-run home run in game 3.
- Drove in a run in game 2 of series at FIU (4/24).
- Drew 2 walks, 1 hit & 1 run in game 2 of series at Charlotte (5/8).
- Attended Marcus High School. 3x all-district, 3x named to Dallas/Forth Worth All-Metroplex Team. 2018 Team Defensive Player of the Year.
- Ranked as #73 position player in Extra Innings.
- 78 runs, 82 hits, 24 BBs, 15 HRs, 39 BBs & bat .369 in HS career.
- Played for highly successful travel ball team. 1st place at 2018 TCS Nationals in Atlanta, 5th place 2019 Colorado Fireworks Power Pool, 5th place 2019 TCS National in Atlanta, 2nd place at USA JO Cup in Spartanburg, S.C., 2020 Texas Fastpitch League Alamo Series Champions.



#34 Ashley Blessin, So., P, Plant City, Fla.

- 4 appearances, 1 start. 7.2 IP & 4 Ks.
- started vs. South Carolina (2/18). 1.1 IP & 1 K, allowed 4 runs.
- 3 IP with 2 Ks vs. Saint Joseph's (2/12).
- 11 appearances, 7 starts, 4.12 ERA, 35.2 IP & 18 Ks in 2021.
- Complete game win vs. Akron (3/3), tied career-high 7 Ks.
- Complete game win at Chattanooga (3/20), 10th win of career.
- Can field position well, has 7 assists & 3 putouts in 2021. Made 2 great plays at MTSU including scoop from the glove to 1st.
- 16 appearances with 10 starts in 2020. Finished with 7-0 record, 46.2 IP, 2 shutouts, 3.45 ERA, 34 Ks.
- 1st career start vs. Ohio, 4 IP & 2 Ks.
- 1st MU appearance with 1.2 innings of relief to close out win over Bucknell. Allowed 1 hit, 0 runs, 2 Ks.
- 2 shutouts vs. Delaware State & Akron. Allowed just 1 hit vs. Delaware State and 2 vs. Akron. Also had career-high 4 ks in both games.
- Hillsborough County Player of the Year as senior.
- Finished HS career with a 0.65 ERA, 1,059 strikeouts, 634 innings pitched, and an 81-16 record.
- Recorded 379 strikeouts & 20 wins as a senior.
- Plant City HS career records for wins, ERA & Ks.

MARSHALL SOFTBALL BROADCAST TALKING POINTS



#43 Aly Harrell, 5th Yr., IF, Gahanna, Ohio

- 40 GP, 40 GS at 1B. Leads team with 48 hits, .449 avg. & .619 OB %
- MU's all-time leader in career walks (164), moved ahead of Rachel Folden (2005-08) vs. MT (3/26).
- 12th member of MUSB 200 Hits Club. #200 vs. Charlotte (4/1).
- Has combined for 214 career free passes (164 BBs & 50 HBPs).
- Hit 47th career HR at NKU (4/12).
- Has reached base safely in 37-of-40 games in 2022.
- 1st OB% (.562), 3rd in RBI (161), 4th slugging (.742), 2nd HBP (50), & 5th Avg. (.390).
- Started 202-of-207 career games. Reached base safely in 187 games (90.3%) & has a hit in 138 (66.7%).
- Has struck out just 37 times in 534 career at bats.
- 30 GP & started in 2020, hit .415, 39 H, 25 R, 8 2Bs, 10 HR, 17 BBs, slugged .819 and on base .526.
- Hit walkoff 1-run 2B in game 3 of FAU series in 9th. 1st career walkoff.
- Went 4-of-5, 2 runs, 2 2Bs, 1 HR, & 4 RBI
- 3rd at MU 44 career HRs. 7 behind teammate Mya Stevenson.
- Great eye at the plate. Over two years (2019-20) more free passes (BBs & HBPs) combined than any other hitter in Div. I with 114 (91 BBs, 23 HBPs). Next closest Bailey Hemphill of Alabama with 86.
- In 2020 hit .441, 30 hits, 22 runs, 8 2Bs, 5 HRs, 23 RBI, slugged .779, 23 BBs, 6 HBPs & OB% of .602 good for 4th in NCAA.
- Reached base safely in 24-of-25 games in 2020.
- Set MUSB records in 2019, .578 on base percentage, 64 games played & started, 459 putouts, & 10-straight games RBI.

2022 Warrior Award winner
2022 Senior CLASS Award finalist




#44 Katie Adams, 5th Yr. C, Hurricane, W.Va.

- 36 GP, 36 GS. 35 starts at C, 1 at DP. 26 hits, 10 2Bs, 6 HRs & 25 RBI
- Had a 7-game hit streak (4/9-16). Ended vs. Morehead St. was HBP.
- 2 RBI in game 2 win vs. Charlotte (4/2) & 2-run HR in game 3 for sweep.
- 2 2Bs vs. MT. 4th career game with 2 2Bs. 1st time in career with 2 2Bs in a game against an opponent other than Akron.
- Career-high 3 runs scored vs. Howard (2/25).
- Came out of slump with 1st career grand slam vs. Fordham (2/20).
- Hit 1st of MU's 5 HRs vs. Saint Joseph's (2/11). Also had a 2B.
- 31 GP, 28 GS, 14 at C, 11 at DP and 3 at 1B (Chattanooga). Hit .352, 9 2Bs, 4 HRs, 12 runs & 24 RBI.
- Began 2021 season with 4 2Bs out of 5 hits in DH vs. Akron (3/3).
- Drove in 3, scored 2 runs & stole 1 base. Also threw out 2 potential base-stealers, 1 in each game of DH.
- Has 3 career games with 2 2Bs, all against Akron. The other in 2020, was intentionally walked after the 2 2Bs in that contest.
- Drove in a run in 4-straight games (4/24-5/8) with 8 total.
- Hit 4th HR of season vs. Charlotte in C-USA Tourn.
- 21 GP, 19 GS in 2021, 16 at C 3 at DP in 2020. Hit .377, 23 hits, 16 RBI, 5 2Bs, 3 HRs, 8 runs. Career-high 5 RBI vs. Howard (2/29).
- Finished 2020 on 10-game hitting streak. During stretch hit .467, 11 RBI, 4 2Bs & 3 HRs. Reached base safely in last 11 games of season.
- Hit 1st career HR at Norfolk State (3/1).
- Drilled a line drive HR to center at No. 11 Kentucky (3/11).
- Appeared in 44 games with 26 starts in 2019.



#48 Bub Feringa, Fr., P/UT, Glendale, Ariz.

- As pitcher, 9 APP, 2 GS, 22.0 IP, 1.91 ERA, 1-0 & 11 Ks
- Total 19 GP, 10 GS. 3 starts at 3B, 5 LF. .333 avg., 8 RBI, 3 2Bs, 1 HR
- Season-high 3 Ks at FAU (4/9). 3.2 IP, 4 H, 1 unearned run
- Had 6-game hit streak (4/3-3/13).
- 1st career start at 3B vs. Howard (2/25), 3 asts, 1 run, 1 RBI
- 1st career Pitching start vs. Howard (2/26), 5 IP, 2 Ks, & 1st win.
- 1st career AB, pinch hit at Coastal Carolina (2/19), hits 2-run HR. 1 of 5 players in MUSB history to begin career with a HR in 1st career AB.
- Made collegiate pitching debut vs. Villanova (2/11). 1.1 IP, 1 K
- Starred in the circle & at the plate, 2x Peoria Unified School District PoY, 3x First Team All-State, 4x All-Conference. Senior named West Valley Preps PoY, Arizona 4A West Valley Region PoY & Defensive PoY.
- Sr. year 13 wins, 0.95 ERA & 115 Ks. Hit .644, 37 RBI, 16 2Bs & 6 HRs.
- Helped HS to 4A Arizona State Championship runner-up finish twice.
- Academically ranked in top 10-percent of her class.
- Older sister Briley had successful collegiate career as a catcher at Harding University, over 140 hits, 44 runs, 18 2Bs, 10 HRs, 80 RBI. Set program record in 2019 with 19 runners caught stealing.
- Also lettered in badminton (varsity singles & doubles) and was the No. 1 singles for varsity for two years.



#49 Brooklyn Ulrich, Fr., IF, Mesa, Ariz.

- 7 GP off the bench as a pinch runner & at 2B.
- Has not played since 2/26 vs. Howard dealing with knee injury. Will miss remainder of the season.
- Very energetic player with plenty of passion on field.
- 1st career defensive & plate appearance vs. Howard (2/26). Had 1 putout at 2B and drew a walk. 1st career SB after walk.
- Made collegiate debut & scored 1st career run vs. Villanova (2/11).
- Graduated from Red Mountain HS after first attending Westwood HS.
- Accolades in 2021 include Female Scholar Athlete, Defensive Player of the Year and Second Team All-State.
- Senior year hit .397, 27 hits, 20 runs, 21 RBI, 4 2Bs, 6 3Bs & 3 HRs.
- Off to great start as a junior before COVID canceled remainder of season. Had 8 runs, 3 2Bs, 1 HR & 7 RBI in just 9 games.
- In HS career hit .365, 97 hits, 75 runs, 65 RBI, 15 2Bs, 12 3Bs & 5 HRs.
- Helped club team to a PGF Premier berth by driving in the winning run. Came to plate with runners at 2nd & 3rd with two outs.
- Also played varsity badminton.



#77 Madison Whitaker, 5th Yr., IF, New Palestine, Ind.

- 26 GP, 21 GS. 4 starts at SS, 15 at 2B & 2 at 3B.
- Hitting .362, 21 hits, 1 HR, & 7 2Bs. In & out of lineup with injury early.
- Reached base safely in last 17-straight games. Began 3/11 vs. Norfolk St.
- 2-of-2, 2B, BB & 1 run vs. Morehead St. (4/20). 4 PO & 3 asts at 2nd.
- 5 hits in series vs. Charlotte. 2 RBI with a 2B in game 1 (4/1).
- 2B, BB & scored go-ahead run vs. Norfolk State (3/11)
- Hit line drive 2-run HR vs. Saint Joseph's (2/11). 10th of career.
- Suffered injury vs. Villanova (2/11), did not play day 2 at Buzz Classic.
- 26 GP, 14 GS, hit .176, 9 hits, 6 runs, 6 RBI, 4 2Bs & 1 HR in 2021.
- Tied MUSB single-game record with 8 assists in game 2 at MTSU while playing SS. Listed starter at 2B, moved to SS in bottom of 1st after Sierra Huerta left with injury. Added 6 putouts as well.
- Hit 1st HR with MU in game 3 vs. Bellarmine (3/28). Scored 3 runs to tie collegiate career-high (vs. UL-Monroe 2/10/19).
- Collected 3 hits & 2 RBI game 2 at Chattanooga (3/20).
- Transfer from Wright State. Played in 106 games with 105 starts from 2018-20. Finished with 86 hits, 43 runs, 16 2Bs, 2 3Bs, 8 HRs & 53 RBI.
- Named to 2018 Horizon League All-Freshman Team.
- Started 53 games as a freshman, finished 2nd on team with 41 hits, 8 2Bs, 3 HRs & 23 RBI. Struck out fewest times of regular starters for Raiders with just 15 in 168 at bats. Led team with 100 assists. Tied career-high with 3 hits, 2 RBI & 3rd HR of year at Detroit Mercy.

Marshall Softball Core Values

We Are Tough

We Are Selfless

We Are Committed

We Are Unbreakable

We Are Family

We Are...Marshall Softball

MARSHALL SOFTBALL BROADCAST TALKING POINTS - COACHES



Head Coach Megan Smith Lyon, 4th Season, Overall Division I record: 423-277/Overall Collegiate Record: 502-318

- Fourth season with Marshall after being hired in July of 2018 as the fourth head coach in Marshall softball history.
- Became the fastest coach in program history to reach 100 wins, accomplishing the feat in 151 games, 36 games faster than Louie Berndt & Shonda Stanton who both reached in their 187th games. Smith Lyon's 100th win was an 11-4 victory over the Charlotte 49ers. It was game one of a three-game sweep.
- Earned 500th career win with 3-2 victory over FIU on April 15, 2022. Win gave Marshall the series. Herd swept the weekend the next day, 8-0.
- Marshall record is 109-53. Has quickly established Marshall as a powerful offensive threat. After setting program record with 79 home runs in 2019, then in 2020 Herd led NCAA in home runs per game with 1.92 (48 total) and was on pace for over 100 before remainder of year was canceled due to COVID-19 pandemic.
- Herd bats hit 150th home run during coach Smith Lyon's tenure in game two vs. Bellarmine on March 27. It was just the 103rd game of her time at Marshall.
- MU has hit 230 home runs in 162 games in tenure, an average of 1.42 per game, & an average of 57.50 per year. 19 different players have hit a HR in that span.
- Her teams over 14 seasons have hit a total of 690 home runs, an average of 49.29 per year. All 3 of her Division I teams still hold the program record for HRs in a season. 81 at Western Carolina in 2006, 60 at Kansas in 2011 and 79 at Marshall in 2019. Western Carolina held the SoCon record until UNCG hit 90 in 2021.
- Became the fastest coach in program history to reach 50 wins (76 games) with 8-0 victory over Rhode Island on Feb. 23, 2020.
- Won 1st game with the Herd in MU debut vs. UC-Riverside, 5-2 win (Feb. 8). Went 4-1 during the first tournament at the helm for Marshall.
- Earned 400th career coaching win Feb. 16, 2019 with 10-1 victory over Presbyterian. Herd also tied single-game, program record with 5 HRs in the win.
- Spent the past nine seasons as the head coach at Kansas University. Recorded six 30+ win seasons including a 40-15 mark in 2015. Finished with 273 wins.
- Took the Jayhawks to NCAA Regionals in 2014 & 2015. In 2015 the team spent 7-consecutive weeks ranked in the top 25.
- Kansas led the Big 12 and the nation with a conference record .345 batting average. Also set team records with a .979 fielding percentage in 2014 (2nd highest nationally), and 60 home runs in 2011. Team sported a 20-game winning streak in 2012.
- Boasted an 11.5 game won-loss record improvement in 2011 from the year before, the 16th-best turnaround in NCAA history. Kansas opened the season with a 26-3 record, the best start in program history.
- While at Kansas, the Jayhawks had one All-American, one Academic All-American, 20 All-Big 12 selections, 20 NFCA All-Region selections, 50 All-Big 12 Academic Team honorees, three Big 12 Scholar Athletes of the Year and three players taken in the NPF Draft.
- Actually coached against Marshall in her first season at Kansas, during the Florida Lipton Invitational hosted by the Florida Gators. Marshall won the first matchup 7-3 on Feb. 19 and then the Jayhawks won the second contest, also by a score of 7-3, on Feb. 21.
- Started the softball program at Western Carolina and finished with a 41-20 record in the first season (2006) and a 16-4 Southern Conference mark and was named SoCon Coach of the Year. The Catamounts won regular season title along with 6 players named all-conference (5 1st team), 2 All-Region 2nd team and the 2006 Pitcher of the Year (Mendy McKenzie). Western Carolina broke conference single season home run record with 81 and ranked 3rd in NCAA in home runs per game, 14th in slugging percentage and 19th in scoring.
- Spent two seasons as the head coach at Young Harris and had a 79-41 record. Finished as the NJCAA Regional Runner-up both years.
- Prior to coaching at Kansas, spent three seasons as an assistant at LSU under Yvette Girouard. Tigers won the 2007 SEC Tournament, the Stanford Regional in the NCAA Tournament and finished the year with 55 wins. LSU ended the regular season 3rd in the ESPN/USA Today Poll.
- Also an assistant coach at Charlotte in 2003 and for her alma mater UNC in 2004. The Tar Heels made the NCAA Tournament (Waco regional) that season.
- Played third base at UNC for Donna J. Papa from 1996-99. Still listed fifth all-time in career assists with 380. Team finished first in the ACC in 1996 and 1998. Won 30+ games in a season three times, record of 125-106 during playing days.
- Also played against Marshall three times as a player at UNC. The Tar Heels won two of the three games. UNC won the first 3-2 on Feb. 25, 1996. Marshall won the second, 1-0, Feb. 21, 1997. UNC took the third one, 8-0 on March 14, 1997.
- Married assistant coach Corey Lyon on May 22, 2020.



Assistant Coach Corey Lyon, 4th Season (Coaching 3rd Base)

- Has helped push Marshall to powerful offensive threat. MU has hit 230 home runs in 162 games in tenure. Herd led NCAA in 2020 in home runs per game at 1.92.
- Helped lead Herd to one of its largest win-improvements in team history with a offensive record-breaking season in 2019.
- Marshall tied or broke a total of 30 records in 2019.
- Spent the past four seasons as the head coach at UL-Monroe.
- Warhawks totaled 111 wins including two 30+ win seasons.
- During tenure had 10 players named to the All-Sun Belt Conference teams, two NFCA All-Region selections and six players chosen by the Louisiana Sports Writers Association for All-Louisiana recognition. Team earned the Sun Belt Conference Team GPA Award in 2015 & 2016.
- Broke several school offensive records including team batting average, RBI in a season, runs scored in a season, hit by pitches in a season, team slugging percentage, on base percentage and most runs scored in a game. Finished 2018 season in the top 30 in the nation in batting average, scoring and stolen bases.
- In 2015, UL-Monroe finished second in the country with 143 stolen bases. Just 10 steals behind Marshall for the top spot.
- Also coached at Southern Arkansas University (2011-14) and led program to its first winning season in 9 years. 90 wins in 3 years was the most in program history over a 3-year span. The Lady Muleriders set 31 school records and won the 2014 Great American Conference Tournament to qualify for the 1st Division II NCAA Tournament in program history.
- Previous coaching experience includes four seasons at Paris Junior College (Texas) where he compiled a 125-53 record.
- Married head coach Megan Smith on May 22, 2020



Assistant Coach Maddie Holub, 4th Season

- Helped direct of the biggest win-turnarounds in program history in 2019, a return to the C-USA Championship game and first trip to the NISC.
- Coached Marshall's pitching staff to break a 22-year old team record with 16 shutouts in 2019. Herd has total of 33 shutouts during tenure.
- Mentored Abigail Tolbert in senior season who was named Second Team All-C-USA and to C-USA All-Tournament Team in 2019.
- Was named to the Fort Hays State Athletics Hall of Fame in October of 2019.
- Spent the previous four seasons before coming to Marshall as the pitching coach at Saint Leo University (Saint Leo, Fla.).
- Helped the Lions to back-to-back NCAA Division II postseason appearances and reached the World Series in 2018.
- Saint Leo never won fewer than 37 games during her tenure. Coached Stephanie Adkins who won back-to-back Sunshine State Conference Pitcher of the Year honors. Team also featured five pitchers in a three-year span named all-conference. Her pitching staff ERAs stayed below 2.04 during all four years. Highlighted by a 0.93 staff ERA in 2016 that garnered the National Statistical Championship. Team averaged 16 shutouts per season.
- Prior to Saint Leo, Maddie coached at Fort Hays State, her alma mater. The Tigers were ranked as high as No. 13 in the country during time on staff.
- Also coached overseas in Collecchio, Italy with the Collecchio Softball 17U and 10U squads.
- Still holds career records at Fort Hays State as a pitcher and hitter with hits (255), runs scored (183), RBI (160), home runs (46), wins (77) and strikeouts (974). Her name also appears in many other top-10 categories. She tossed 7 no-hitter and shared in an 8th. Contributed to 2 perfect games.
- 4-time all-conference honors as well as the Mid-America Intercollegiate Athletics Association Player and Pitcher of the Year as a senior in 2013.



Volunteer Assistant Sam Boone, 2nd season (Coaching First base)

- 2nd season on the Herd staff. Assists in all capacities with practice, game, travel and video.
- Herd hit 50 home runs and 60 doubles, slugged .538 (2nd-best in team history), during 1st season with the team in 2021.
- Former Marshall baseball player from 2017-19. Appeared in 24 games as a relief pitcher.
- After playing career, was assistant baseball coach and recruiting coordinator at Shoreline Community College. Also instructor at Base by Pros in Lynnwood, Wash., in charge of research and development on the pitching front, while giving lessons to athletes.
- Appeared in three games in 2017 before season-ending injury, had five strikeouts in three innings. Season-high 2 Ks at Georgia State & Virginia Tech.
- In 2018, appeared in 7 games working his way back from Tommy John Surgery. Season-high 3 Ks vs. Ohio & WVU. Pitched 3.2 innings vs. Ohio, allowing one run & one hit.
- In 2019, appeared in 14 games all out of the bullpen. Did not give up an earned run in his first 8 appearances, total of 11 innings pitched. Finished season with 19 Ks in 15.1 innings. Record a win against Iona (Feb. 23) and a save vs. Eastern Michigan (March 9).
- Prior to playing for Herd, spent 2015 season at Washington State and then 2016 at Shoreline Community College (Washington).
- For Washington State, appeared in 2 games with 1 total inning and 2 strikeouts.
- With Shoreline Community College, started all 6 of his appearances, pitched 37.2 innings with a 3.34 ERA and 47 strikeouts, 2-3 record.

LAST TIME OUT - SERIES SWEEP VS. FIU, WIN VS. MOREHEAD STATE

The Automated ScoreBook

FIU at Marshall

Apr 14, 2022 at Huntington, W.Va. (Dot Hicks Field)

FIU 0 (17-22,3-10 C-USA)

Marshall 6 (26-11,9-4 C-USA)

Player	ab	r	h	bb	so	po	a	lob
Alexis Ross If	3	0	2	0	0	0	0	0
Venessa Gallegos 2b	3	0	0	0	0	4	1	0
Brittany Phillips dp	3	0	0	0	0	0	0	0
Kayla Whitehead 1b	3	0	0	0	2	8	1	2
Bailey Grossenbacher rf	2	0	0	0	1	2	0	0
Madison Lewis cf	3	0	0	0	1	2	0	0
Albigal Brown 3b	3	0	1	0	2	0	4	0
Gaby Ruiz ss	2	0	0	0	1	2	0	1
Makayla Garcia c	0	0	0	0	1	2	1	0
Hanna Johanning ph	1	0	0	0	0	0	2	0
Kendahl Dunford p	0	0	0	0	0	1	0	0
Totals	23	0	3	0	3	8	18	9

Score by Innings	1	2	3	4	5	6	7	R	H	E
FIU	0	0	0	0	0	0	0	0	3	0
Marshall	1	2	1	0	0	2	X	6	11	0

LOB - FIU 5; MAR 8. 2B - HARRELL, A.(11); OWEN, A.(8); HR - PYE, S.(13); ADAMS, K.(6); SH - CHELEMAN, G.(3); BROWN, A.(5); SB - A. Ross 2(6); B. Grossenba(4); A. Brown 2(3); M. Garcia; CHELEMAN, G.(5); BROWN, A.(4); CS - STEVENSON, M.(1).

FIU	ip	h	r	er	bb	so	ab	bf
Kendahl Dunford	6.0	11	6	4	2	26	32	

Win - NESTER, S. (19-5). Loss - K. Dunford (5-11). Save - None.

Umpires -
Start: 1:00 pm Time: 1:54 Attendance: 175
Weather: Slight drizzle right now

The Automated ScoreBook

FIU at Marshall

Apr 15, 2022 at Huntington, W.Va. (Dot Hicks Field)

FIU 2 (17-23,3-11 C-USA)

Marshall 3 (27-11,10-4 C-USA)

Player	ab	r	h	bb	so	po	a	lob
Alexis Ross If	3	0	1	0	1	0	2	
Venessa Gallegos 2b	3	1	1	1	0	3	0	
Brittany Phillips dp	3	0	1	0	0	1	0	
Kayla Whitehead 1b	3	1	1	0	0	4	1	
Bailey Grossenbacher rf	3	1	1	0	0	1	0	
Brooke McCann If	0	0	0	0	0	0	0	
Madison Lewis cf	3	0	2	0	1	2	0	
Alyssa Laboy pr/cf	0	0	0	0	0	0	0	
Albigal Brown 3b	1	0	1	0	1	0	0	
Gaby Ruiz ss	2	0	0	0	2	3	0	
Amelia Varela ss	0	0	0	0	0	0	0	
Hanna Johanning ph	1	0	0	0	0	0	0	
Makayla Garcia c	1	0	0	0	0	0	0	
Carmen Perez jh	1	0	0	0	0	0	0	
Bianna Hill ph/c	1	0	0	0	1	0	0	
Brooklyn Linneman p	0	0	0	0	0	0	0	
Alyssa Lawson p	0	0	0	0	0	0	0	
Totals	25	2	6	2	6	18	5	7

Score by Innings	1	2	3	4	5	6	7	R	H	E
FIU	0	0	0	0	1	1	0	2	6	1
Marshall	0	2	0	0	1	0	0	3	7	1

E - A. Varela; OWEN, A. LOB - FIU 7; MAR 12. HR - V. Gallegos. HBP - A. Brown; HARRELL, A. 2; STEVENSON, M.; WHITAKER, M. SH - B. Phillips; WHITAKER, M. SF - A. Brown. SB - A. Ross 2; B. Grossenba; STEVENSON, M., CS - B. Phillips; STEVENSON, M.,

FIU	ip	h	r	er	bb	so	ab	bf
Brooklyn Linneman	4.0	5	3	3	3	18	24	
Alyssa Lawson	2.0	2	0	0	1	7	9	

Win - MCCOWN, B. (2-3). Loss - B. Linneman (8-4). Save - NESTER, S. (3). HBP - by MCCOWN, B. (A. Brown); by B. Linneman (HARRELL, A.); by B. Linneman (STEVENSON, M.); by B. Linneman (WHITAKER, M.); by A. Lawson (HARRELL, A.).

Umpires -
Start: 1:00 pm Time: 2:09 Attendance: 315
Weather: On that sun feels so good
B. Linneman faced 2 batters in the 5th.

The Automated ScoreBook

FIU at Marshall

Apr 16, 2022 at Huntington, W.Va. (Dot Hicks Field)

FIU 0 (17-24,3-12 C-USA)

Marshall 8 (28-11,11-4 C-USA)

Player	ab	r	h	bb	so	po	a	lob
Alexis Ross If	2	0	0	0	1	0	0	0
Brooke McCann If	0	0	0	0	0	0	0	0
Venessa Gallegos 2b	1	0	0	0	1	0	1	0
Brittany Phillips dp	2	0	1	0	0	0	0	0
Kayla Whitehead 1b	2	0	0	0	0	7	1	0
Bailey Grossenbacher rf	2	0	0	0	1	1	0	2
Madison Lewis cf	2	0	1	0	1	1	0	0
Albigal Brown 3b	1	0	0	0	1	2	0	0
Carmen Perez c	2	0	0	0	1	4	0	0
Gaby Ruiz ss	2	0	0	0	0	2	1	0
Brooklyn Linneman p	0	0	0	0	0	0	0	0
Kendahl Dunford p	0	0	0	0	0	0	0	0
Totals	16	0	2	0	1	4	16	3

Score by Innings	1	2	3	4	5	6	7	R	H	E
FIU	0	0	0	0	0	0	0	0	0	0
Marshall	1	0	1	0	6	8	10	0	0	0

Note: 2 outs, 2 runners LOB when the game ended.

DP - FIU 1. LOB - FIU 3; MAR 6. 2B - M. Lewis(6); ADAMS, K.(10). HR - PYE, S.(14). HBP - STEVENSON, M., SH - A. Brown(2). SB - V. Gallegos(4).

FIU	ip	h	r	er	bb	so	ab	bf
Brooklyn Linneman	2.1	3	2	2	2	1	10	12
Kendahl Dunford	2.1	7	6	6	2	0	13	16

Win - NESTER, S. (20-5). Loss - B. Linneman (8-5). Save - None. WP - B. Linneman 2(5); K. Dunford 2(10). HBP - by K. Dunford (STEVENSON, M.).

Umpires -
Start: 12:00 pm Time: 1:25 Attendance: 500
Weather: Beautiful day 4 Warrior Award

The Automated ScoreBook

Morehead State at Marshall

Apr 20, 2022 at Huntington, W.Va. (Dot Hicks Field)

Morehead State 1 (5-28)

Marshall 9 (29-11)

Player	ab	r	h	bb	so	po	a	lob
GALLOR, Madeline If	2	0	1	0	0	0	0	0
KINGERY, Kyrin ss	1	1	0	0	1	0	2	0
SLATER, Peyton c	2	0	1	0	0	0	2	0
JORDAN, Peyton 2b	1	0	0	0	0	1	4	0
LIGHTBODY, Blencia pr	0	0	0	0	0	0	0	0
STROTHER, Alexis 1b	2	0	0	0	0	7	0	0
ROSE, Peyton 3b	2	0	0	0	0	0	1	2
KINCHATIONS, Maye cf	2	0	0	0	1	0	0	0
BOYLE, Erin rf	2	0	0	0	2	1	0	0
SPEAR, Trinity cf	2	0	0	0	0	0	0	0
SPICER, Lennon p	0	0	0	0	0	0	0	0
MORRIS, Maye p	0	0	0	0	0	0	0	0
Totals	16	1	2	0	1	3	13	5

Score by Innings	1	2	3	4	5	6	7	R	H	E
Morehead State	0	0	0	1	0	1	2	2		
Marshall	0	1	0	0	8	9	8	1		

Note: 1 out, 3 runners LOB when the game ended.

E - SLATER, P.(4); BOYLE, L.(3); HARRELL, A.(2). LOB - MOR 2; MAR 7. 2B - OWEN, A.(9); WHITAKER, M.(7). HR - STEVENSON, M.(15); OWEN, A.(5); HBP - ADAMS, K., SH - JORDAN, P.(2). SB - CHELEMAN, G.(6); CS - GALLOR, M.(2).

Morehead State	ip	h	r	er	bb	so	ab	bf
SPICER, Lennon	4.1	7	6	3	2	20	24	
MORRIS, Maye	0.0	1	2	0	3	0	2	5

Win - NESTER, S. (21-5). Loss - SPICER, L. (4-14). Save - None. HBP - by SPICER, L. (ADAMS, K.).

Umpires -
Start: 3:00 pm Time: 1:27 Attendance: 250
Weather: It feels like spring again
MORRIS, M. faced 5 batters in the 5th.

April 14-16 vs FIU & April 20 vs. Morehead State
Marshall continued to roll through C-USA play with a sweep over FIU. It was the Herd's third conference sweep of the season. Marshall delivered two shutouts in game one (6-0) and game three (8-0), and pulled out a one-run win in game two (3-2).

Sydney Nester threw all seven innings in game one allowing just three hits, three walks and struck out eight. It was her eighth shutout of the year. Saige Pye and Katie Adams both went deep and Mya Stevenson drove in two runs off two hits. Aly Harrell was walked twice.

In game two, Brianna McCown got the start and pitched the first five innings allowing three hits, one run and striking out four. Nester finished the game throwing the last two innings. She allowed three hits, one run and struck out two including the last out in the seventh to strand the tying run on base. Alex Coleman drove in two the Herd's three runs on two hits. The victory gave head coach Megan Smith Lyon her 500th coaching win.

The series finale was also Emileigh Cooper Day as MUSB honored her memory and announced the 2022 Warrior Award winner. Aly Harrell was given the honor with Cooper's parents Butch and Jody (photo to the right) on hand to present the award. Marshall went on to finish the sweep. Nester pitched all five innings giving up just two hits, one walk and had four strikeouts. She picked up her 20th win and ninth shutout of the season. Nester has the fourth-most shutouts in a single season in team history. Saige Pye hit a solo home run for her 14th of the year and 29th of her career. Madison Whitaker had two hits and moved her career-best on base streak to 16-straight games. Harrell was walked twice, both coming in the fifth inning. Marshall went through 11 batters and scored six runs in the fifth to end the game early by the mercy rule. Katie Adams had a two-run double in the fifth, and Armani Brown scored the final run on a wild pitch.

It took a little while for the bats to get going, but the Herd opened the flood gates in the fifth with 12 batters coming to the plate and scoring eight runs to end the game in the fifth, 9-1. Mya Stevenson hit her 15th home run of the year & 55th of her career in second. Morehead State tied the game at 1-1 in the top of the fourth. In the fifth, Stevenson drove in two runs with a single to right and then Autumn Owen blasted a 3-run homer. Marshall then took advantage of free passes with three walks and one hit-by-pitch to go along with an error and a base hit to score three more runs. Armani Brown was the game-ending run for the second-straight game. This time on a bases loaded walk to Grace Chelemen. Sydney Nester earned her 21st win of the year. She allowed two hits and one unearned run.



Aly Harrell with Emileigh Cooper's parents Butch and Jody on Saturday of the FIU series. Harrell was named the 2022 Warrior Award winner.

MUSB Honoring Women in Sports with 1st Pitch

Throughout the season, MUSB is honoring women in sports with a ceremonial first pitch. Whether student-athletes, coaches, staff and other dignitaries, it has been a special moment before the games.

First Pitch List

March 3 - Kaylyn Torain - Student Success Specialist - Buck Harless Student-Athlete Program
 March 4 - Savannah Wheeler - So. Guard, Women's Basketball
 March 5 - Macy McElheney - Sr. Middle Blocker, Volleyball
 March 11 - Liz Stefancic - Sr. Tennis
 March 13 - Mikah Alleyne - Jr. Sprints/Hurdles, Track & Field
 March 25 - Hailey McMahon - So. Midfielder, Soccer
 March 26 - Becky Kaliher - Athletic Trainer
 March 27 - Sydney Shelton - Director of Marketing
 April 1 - Ari Aganus - Head Coach, Marshall Volleyball
 April 2 - Ladies of the Big Green Scholarship Foundation - Tassej Holley, Taylor Hickman & Emily Suter
 April 3 - Joelle Williams - Diver, Swim & Dive Team
 April 14 - Jill Rowland - MU alum & Legacy Donor - Played softball at Marshall from 1979-81 before it was a school sponsored sport
 April 15 - Abigail Tolbert - MUSB Alum Class of 2019
 April 16 - Jody Cooper - Emileigh Cooper's mother on Emileigh Cooper Day
 April 20 - Alyssa Hager & Blair Bocook - Rape Crisis Center

Racing Each Other to Chase Down History

Fifth-year senior Aly Harrell and senior Mya Stevenson continue to battle their way up the Marshall career home run charts. Stevenson currently leads the friendly battle with 54, while Harrell has 47. Stevenson is second and Harrell is third. Since 2021, the two players have kept trading spots on who is the Herd's active leader. Harrell and Stevenson entered the 2022 season tied at 40. Harrell took the lead first with No. 41 in the opener against Saint Joseph's. Stevenson later tied Harrell in the same game, and then took the lead the next day against Villanova. However, both players are still chasing down the Herd's all-time leader in four-time All-American, and Marshall Athletics Hall of Famer, Rachel Folden (2005-08) who finished with 58.

Marshall's All-Time Home Run Leaders

1. Rachel Folden - 58 (225 games 2005-08, avg. 1 HR/3.88 games)
 2. Mya Stevenson - 55 (159 games 2019-Pres., avg. 1 HR/2.89 games)
 3. Aly Harrell - 47 (207 games 2018-Pres., avg. 1 HR/4.40 games)

SIX TIMES! Nester C-USA Pitcher of the Week

Sydney Nester joined some exclusive company in Conference USA Softball history being named the Pitcher of the Week for the sixth time this season. It is just the ninth time that a pitcher has picked up the weekly honor at least six times since 2000. Nester finished the week with a 3-0 record, two shutouts, 1 save, 13 hits, two earned runs allowed and struck out 19 over 21 innings. She pitched a complete-game win at NKU and then threw two shutouts at home versus FIU. Nester appeared in game two and closed out another win over the Panthers to earn her third save of the year.

C-USA Pitchers with 6 or more Pitcher of the Week Selections

Miranda Kramer (WKU) - 8 in 2015
 Courtney Blades (Southern Miss) - 7 in 2000
 Toni Paisley (ECU) - 7 in 2009 and 2010
 Kylee Hanson (FAU) - 7 in 2016
 Lindsey Chouinard (DePaul) - 6 in 2003
 Angel Shamblin (Houston) - 6 in 2008
 Aimee Creger (Tulsa) - 6 in 2014
Sydney Nester (Marshall) - 6 in 2022

Aly Harrell Your 2022 Warrior Award Winner

Fifth-year senior Aly Harrell was named the 2022 Warrior Award winner during a special ceremony prior to game three against FIU, April 16, 2022, at Dot Hicks Field on Emileigh Cooper Day. She joins Rebecca Myslenski (2017), Madi Marshall (2018), Hayden Ellis (2019) and Blakely Burch (2021) on the list on honorees. Harrell's love of the game, her team, teammates and her school has been evident since she walked through the door in the fall of 2017 as a freshman. She has grown into a star on the diamond and her name can be found all throughout the record book. Harrell has become a leader for the younger players to show what it means to be a part of the Marshall Softball Family as well as the Marshall University Family. When her career finally comes to an end, her legacy will be one of greatness, on and off the field. Harrell will be remembered as one of the very best to ever suit up for the Green & White.

Home Game Winning Streak

MUSB has been dominant at home this season with a 18-0 record following the 9-1 win over Morehead State. Marshall has now won 20-straight at Dot Hicks Field going back to last season, good for the second-longest home-winning streak in team history. The Herd won 22-straight beginning on April 18, 2012, with a 10-1 win over Morehead State. The 22nd victory occurred on April 10, 2013, with a 4-1 win over Northern Kentucky. The Herd's next home loss was on April 13, 2013, in the first game of a three-game set against East Carolina. Marshall's current streak began on April 17, 2021, in game two against Florida Atlantic. That day, the Owls took game one of the doubleheader, 11-9. Marshall then won game two, 8-7, and then closed out the weekend, as well as its 2021 home schedule, with a 6-5 victory on April 18.

FIVETIMES! Nester C-USA Pitcher of the Week

Sydney Nester did it again after another great performance at Florida Atlantic and was named C-USA Pitcher of the Week for a fifth time. Against the Owls, Nester went 2-0 in two starts, allowed just three earned runs (1.40 ERA), and struck out 26 batters in 15 innings. She tied her career-high with 15 Ks in game one as Marshall came back for the 7-2 win. Nester ended the seventh inning with her 13th K of the game and her 200th of the season. She became the fastest pitcher in team history to reach 200 strikeouts, besting Andi Williamson in 2013 by three appearances (26 to 29) and 16.1 innings (137 to 153.1). On Sunday, Nester struck out 11 more batters for her 10th double-digit K game of the year. She joins Sara Gulla (2001) and Williamson (2013) as the only pitchers at MU to have at least 10 games of 10 or more strikeouts. Gulla had 11 and Williamson put up 12. Nester is the third pitcher in team history to tally at least 200 Ks in a season joining Williamson, Jordan Dixon and Gulla.

Another Comeback

In game one at Florida Atlantic, both teams were locked in a pitching and defensive duel through the first five and-a-half innings. Finally, the Owls scored two runs in the bottom of the sixth to take a 2-0 lead. All FAU needed was three outs, and game one was theirs. The Herd put up a fight as Saige Pye belted a solo home run to lead off the inning and then Mya Stevenson crushed one right after to tie the game at 2-2. Sydney Nester and the MU Defense then rolled through the bottom of the seventh 1-2-3. In the top of the eighth, the Herd had five-straight batters reach base, and all five crossed the plate. Armani Brown started with a one-out walk and then Aly Harrell had a single to right. Grace Chelemen put down a bunt that caused miscommunication in the infield as she was safe, and Brown scored from second. Pye kept it going with a double (her 2nd of the game) driving home Harrell. Stevenson then obliterated a pitch to left through the palm trees and way back into the parking for a 3-run bomb. Her second of the game and 54th of her career. Again, the Herd held FAU off the scoreboard in the bottom of the eighth with another 1-2-3 inning as Nester had two strikeouts.

Batting .500

Fifth-year senior Aly Harrell is batting .475, but has been hovering around, and over .500 for most of the season. Through 36 games, Harrell is 47-of-99 at the plate as well as adding 27 walks and 13 hit-by-pitches for an on base percentage of .626. Leading into the FIU series, Harrell is fifth in the nation (tops in C-USA) in batting average and ranks second in the NCAA (again tops in C-USA) trailing only Jocelyn Alo of Oklahoma in on base percentage. Only one player in MUSB History has ended a season with a batting average of .500 or better. Morgan Zerkle hit .506 in 2015 and finished second in the country behind Torrian Wright of Savannah State who hit .566.

100 Wins

Head Coach Megan Smith Lyon tallied her 100th win at Marshall on Friday, April 1, 2022, in game one of the series with the Charlotte 49ers. The Herd took the game 11-4. It was Smith Lyon's 151st game with Marshall since taking the helm in the summer of 2018. She was the fastest to reach 50 wins (76 games) and became the fastest to 100 in team history as well. Former head coaches Louie Berndt (1994-99) and Shonda Stanton (2000-17) both reached the century mark in their 187th games. For coach Berndt it happened on March 22, 1997, with a 7-0 win over Chattanooga. For coach Stanton it came on March 26, 2003, with an 11-0 victory at Eastern Michigan.

Triple the Comebacks

In the series against Charlotte, Marshall came back from an early deficit in each contest to get the sweep. The Herd trailed game one, 3-0 through the top of the 3rd before scoring three runs in the bottom of the third off a 3-run home run from Saige Pye to tie the game. The 49ers regained the lead, 4-3, in the top of the fifth. However, Marshall scored eight unanswered runs with five in the fifth and three more in the sixth. Pye hit another 3-run bomb in the sixth to put the exclamation point on the comeback.

Game two was even wilder as Charlotte scored three runs in the top of the first, followed by Marshall putting up four in the bottom of the frame. The 49ers erupted for five runs in the top of the third to take an 8-4 lead. Marshall added one run in the bottom of the third to close the gap to three runs. Charlotte put the lead back to four placing one run in the fourth and led 9-5. In the bottom of the fifth, Autumn Owen hit a solo home run and Aly Harrell drew a bases loaded walk and now trailed 9-7. In the bottom of the sixth, Mya Stevenson hit a solo bomb to put the Herd within one, 9-8. In the top of the seventh, Bub Feringa rolled through the Charlotte batters in order to keep it at a one-run deficit. In the bottom of the seventh, the 49ers walked Harrell to load the bases with one out bringing up Grace Chelemen. Chelemen delivered a bloop single down the left field line that scored Alex Coleman to tie the game at 9-9. The Herd couldn't find the timely hit to finish, and the game went to the eighth. Charlotte scored one run in the eighth, and had bases loaded before Sydney Nester shut it down with back-to-back strikeouts. In the bottom of the eighth, Owen led off the inning with a single. Madison Whitaker moved Owen to second with a sac bunt. Two batters later, and with two outs, Love reached on a walk and then Kay Kay Kenney drove in Owen with a single to right to tie the game at 10-10. Again, Charlotte walked Harrell to load the bases to get to Chelemen with two away. Chelemen came through clutch again with a base hit to center that allowed Love to score easily from third for the walkoff.

With the series in hand, Marshall went for the sweep as the 49ers attempted to salvage a game on Sunday. Charlotte took the early 1-0 lead with a solo home run in the first. The 49ers hit a home run in the first inning of all three games. Marshall responded with a two-run home run from Katie Adams in the second to take the lead, 2-1. The 49ers regained the lead 3-2 in the top of the third. However, Marshall went back to the long ball as Pye and Owen both hit solo homers in the bottom of the inning to take a 4-3 lead. Nester and the defense took care of business the rest of the way to earn the sweep.

Harrell Joins Another Exclusive Group: 200 Hit Club

With a single to center in the third inning against Charlotte on April 1, Aly Harrell became the 12th member of the MUSB 200 Hits Club. The hit came in her 195th career game. The fifth-year senior finished the weekend with four total hits, getting to 203 and moving ahead of Jessica Williams for 11th all-time. After the Charlotte series, Harrell has recorded a hit in 179 of her 198 (90.4%) career games played. Harrell is the first one to jump into the 200 Hit Club since Elicia D'Orazio reached the milestone back in 2018, Harrell's freshman season.

Herd Bats Tie Another Record

In the 11-10 comeback victory over Charlotte on Saturday, April 2, Marshall tied another team record with 19 hits. It tied the mark that was set back on April 9, 2014, at Northern Kentucky. That day, Marshall ripped off its 19 hits in just five innings as the Herd won 17-2. It was also the same day that Marshall hit five home runs in a game for the first time and Shaelyn Braxton tied the record of three homers in a single game, set by Rachel Folden on March 4, 2006, versus Austin Peay.

Against Charlotte, nine different players had at least one hit and four players recorded three each.

Marshall's 19 Hits vs. Charlotte

Grace Chelemen 3
 Mya Stevenson 3
 Autumn Owen 3
 Lauren Love 3
 Madison Whitaker 2
 Katie Adams 2
 Aly Harrell 1
 Kay Kay Kenney 1
 Bub Feringa 1

Owen Scores Her Way Into the Record Book

Autumn Owen set a personal-best and tied a team record for runs scored in a single game as she crossed home plate four times in the second game of the series against Charlotte on April 2. She is the first Herd player to score four times in a game since Taylor McCord on April 29, 2017, at Middle Tennessee. Owen first scored in the first inning after reaching on a single, and later coming home on a base hit from Katie Adams. Owen reached on a fielder's choice in the third and then scored on a single to right from Lauren Love. In the fifth, Owen drove herself home with a solo home run to center as part of a two-run inning that helped pull the Herd within two runs. The sophomore saved her best for last leading off the top of the eighth inning with her third hit of the game. Owen later scored on a single from Kay Kay Kenney that tied the game at 10-10, eventually leading to the walkoff.

Since 2000, a Herd player has scored four runs in a game now eight times as Owen joins the group. Morgan Zerkle is the only one to do it twice.

MUSB Four Runs in a Single Game

March 1, 2003 - DeShaun Drake vs. Akron
 April 6, 2013 - Ashley Gue at Houston
 Feb. 14, 2015 - Morgan Zerkle vs. Bucknell
 April 4, 2015 - Emileigh Cooper vs. North Texas
 April 18, 2015 - Morgan Zerkle vs. Florida Atlantic
 May 8, 2016 - Elicia D'Orazio at WKU
 April 29, 2017 - Taylor McCord at Middle Tennessee
April 2, 2022 - Autumn Owen vs. Charlotte

Harrell Walks into the Record Books

On March 26 in the first inning against Middle Tennessee, Aly Harrell did what she has done so many times in her career: Take another pitch that missed the mark, drop her bat, and walk to first. And she finally repeated those steps more than any other player in team history. Harrell earned her 148th walk, surpassing four-time All-American Rachel Folden who had held the record with 147 since 2008. Folden was walked for the final time in her second-to-last plate appearance in what ended up being her final game on May 8, 2008, against ECU in the C-USA Tournament. Folden set the mark in her 225th game. Harrell broke the record in her 194th game. Brooke Swann pitched the final walk to Folden. Corrina Dodd threw the record-breaker to Harrell 5,071 days later.

Number 50!

On March 25 in the third inning against Middle Tennessee, Mya Stevenson crushed a pitch off Gretchen Mead to left. It was Stevenson's 50th career home run. The senior from Mesquite, Texas, joined Rachel Folden as the only members of the MUSB 50 Bombs Club. Folden crushed 58 from 2005 through 2008. Folden hit her 50th homer on April 2, 2008, at No. 24 Ohio State, her 209th career game. She sent number 49 out of the park in game one of the doubleheader and then belted number 50 in the second inning of game two off Megan Miller. Folden hit one more bomb in the top of the 7th as the Herd swept both games against the ranked Buckeyes. Stevenson reached

50 in 145 games and hit her 51st in her 146th game. Stevenson needs just eight more homers to become the Herd's all-time Home Run Queen.

Herd Sets Team Single Game Doubles Record

In the series finale against Middle Tennessee on March 27, Marshall set a team, single-game mark with seven doubles. Katie Adams and Grace Chelemen hit two doubles each while Aly Harrell, Saige Pye and Madison Whitaker had one each. Pye started the record setting day in the first inning and drove in one run. Adams doubled (#2) to lead off the second, and later Harrell hit one (#3) to drive in two. The doubles party came out in the fifth as the Herd hit back-to-back-to-back two-baggers. Whitaker started it (#4) and drove in a run. She was followed by Chelemen (#5) and then Adams (#6) who tied the record. Chelemen hit the record-breaker (#7) in the sixth, which also ended the game as her shot to right-center drove in a run for the 9-1 win. The old record of six was set on Feb. 8, 2015, versus UNC Greensboro. The mark was tied on March 20, 2021, at Chattanooga.

FOURTH TIME! Nester C-USA Pitcher of the Week

Sydney Nester earned her fourth weekly award after a dominating performance against Middle Tennessee, March 25-27. Nester appeared in all three games with two starts. She earned two wins allowing just six hits, two runs and struck out 18 in 15 total innings. Nester earned the complete-game wins in games one and two, recorded her 500th career strikeout in the second inning of game one, and gave up just one run in each win. She also pitched the last two innings of game two, retiring all six batters she faced. Nester is the first Marshall pitcher to be honored as a conference pitcher of the week four times in one season. Sara Gulla (1998-2001) and Randi Nielson (2002-05) were both honored three times in one season back in the MAC. Gulla was selected three times in 2001 and Nielson in 2005.

Look Up And Say Goodbye - Mya Stevenson on a Tear

Senior Mya Stevenson has been sending pitches out of the park at an incredible rate with eight bombs since the start of March. The slugger has reached base safely in all 15 games this month so far. Stevenson has 20 hits in March with 12 going for extra bases. She has driven in 22 runs with a high of five at UAB. In game three at UAB, Stevenson's first homer of the game was a 2-run shot in the fifth that tied the game at 2-2. She belted another one way out to left in the seventh for a 3-run home run that gave the Herd the lead, 6-5. Unfortunately, Marshall could not hang on and lost 8-7 in the bottom of the seventh.

Stevenson's home run barrage began with a 2-run shot in the third inning against Maryland Eastern Shore, and she now leads the team with 11 homers this season and is just seven bombs away from tying Rachel Folden atop the all-time career charts at Marshall. Stevenson tied Folden's record for consecutive games with a home run at four-straight.

Stevenson's Home Runs Since the Start of March

March 5 vs. Maryland Eastern Shore - 2-run HR 3rd inning
March 11 vs. Fairfield - 2-run HR 5th inning
March 16 at Ohio - Solo HR 1st inning
March 19 at UAB (game 2) - Solo HR 2nd inning
March 20 at UAB - 2-run HR 5th inning
March 20 at UAB - 3-run HR 7th inning
March 25 vs. MTSU - 2-run HR 3rd inning
March 26 vs. MTSU - 3-run HR 4th inning

Winning Streak: 11 - 3rd-longest in MUSB History

Marshall rolled out an 11-game winning streak, the third-longest in team history, and the squad's first double-digit win streak since 2017. The run began with a 15-2 victory over Howard on Feb. 25. The final win of the streak was an 8-4 decision over Fairfield on March 13. An 8-7 loss at Ohio put an end to the win streak that also included an 8-0 record at home. The MUSB record winning streak belongs to the 2017 squad that won 17 in-a-row. The C-USA Championship winning team in 2013 owns the second-longest streak at 14 games.

Marshall outscored its opponents 96-18 over the win streak with five shutouts. The Herd piled up 116 hits during the win streak as well with 29 doubles, one triple, 10 home runs, drew 45 walks and seven hit-by-pitches.

Marshall's Double-Digit Win Streaks

1. 17 - March 3-April 1, 2017, ended game 2 at Southern Miss
2. 14 - March 13-April 6, 2013, ended game 2 at Houston
3. 11 - Feb. 25-March 13, 2022, ended at Ohio
4. 10 - March 28-April 12, 2015, ended game 1 vs. FAU

Herd Ties Second-Longest Streak of Double-Digit Hit Games

The Marshall bats have been producing lots of hits throughout the season. But from March 5-16, the Herd tied the mark for the second-longest streak of 10 or more hits since 2000 with five-straight. The streak ended with game one at UAB as Marshall tallied four hits in a 1-0 loss. The last time the Herd put together a run of five in-a-row was May 3-9, 2014, that included all three games of the final series of the regular season against Louisiana Tech, and then wins over UAB and East Carolina in the C-USA Tournament. The team record of six actually occurred in the same season, April 2-9. The Herd has 10 games this season with 10 or more hits, including eight in the month of March.

Marshall's Run of Five-Straight 10+ Hit Games

1. March 5 vs Maryland Eastern Shore - 16 (season-high)

2. March 11 vs. Fairfield - 13
3. March 11 vs. Norfolk State - 11
4. March 13 vs. Fairfield - 11
5. March 16 at Ohio - 11

Autumn Owen Keeps Getting on Base

Sophomore Autumn Owen is hitting her stride. Before this season began, the transfer from Gardner-Webb had not played in a meaningful game since March 11, 2020. The Runnin' Bulldogs were off to a great year, including a 17-game win streak, when the remainder of the season was canceled due to the COVID pandemic. Owen then missed the entire 2021 season from injury.

Now 21 games into the 2022 season, Owen is looking like her old self. She rolled through the Thundering Herd March Madness batting .875 (7-of-8) and reached base safely 10-of-11 plate appearances. She is on a 6-game hitting streak and has produced two or more hits in 4-straight games, tied for the fourth-longest streak in team history.

Armani Brown Gets it Rolling

Armani Brown had been struggling at the plate going 0-for-14 to start the year. Against Maryland Eastern Shore, Brown took another chance at the plate and went 2-for-2 with a walk, stolen base and scored a run. She kept it rolling in her next game against Fairfield going 3-for-3 and setting a career-high with three RBI. She did not reach against Norfolk State (0-for-1) but did record a sacrifice bunt. In the finale against Fairfield, Brown tallied another hit with a perfectly placed bunt and outran the defense for a single. Brown later scored and had a walk in the game. After her 0-for-14 start, Brown went 6-of-9 (.667) at the plate over a four-game stretch.

Nester Named C-USA Pitcher of the Week, Again

Sydney Nester had another strong weekend in the circle for Marshall during the Thundering Herd March Madness. She began the tournament with a one-hit shutout over Fairfield in six innings, 8-0. Nester walked just one batter and struck out six while receiving great defensive play. She came on in relief to start the sixth inning in the nightcap against Norfolk State. Nester struck out three of the six batters she faced, allowed one hit, and induced a grounder that resulted in a 5-4-3 double play to end the game and preserve the win. Nester earned the save, her second of the year.

Nester kept on rolling in the weekend finale, facing Fairfield again. She rebounded from a rough start, allowing four runs through the first three innings, to completely shut down the Stags. Nester struck out the last seven batters she faced and finished the game with a season-high 15, which also tied her career-high set back in 2019 against the College of Charleston (in nine innings) while pitching for North Carolina State. Nester's 15 Ks was the most by a Herd pitcher since Jordan Dixon put up 15 in a win over Northern Kentucky in 2015. It is also tied for the third-most by a Marshall pitcher in a single game.

Nester No-Hits Mastodons

Sydney Nester was dominant once again to start Marshall off on the right foot during its home-opener against Purdue Fort Wayne on March 3. Nester pitched all five innings of the Herd's 11-0 win with 11 strikeouts and did not allow a hit. It was her first no-hitter in a Marshall uniform and the second of her collegiate career, first since 2019 against College of Charleston while with NC State. The Mastodons did get three runners on in the third off a dropped strike three, one Herd error and a walk. Nester proceeded to strike out the next batter to end the inning and keep the shutout, as well as the no-hitter, going. She retired the next six batters over the last two innings, with four by strikeout.

Offense Sets Hits in an Inning Record

Marshall has been having some explosive innings lately, and the first inning against Purdue Fort Wayne in the home-opener was no exception. The Herd bats set a team record with 10 hits in the first as 14 batters came to the plate, resulting in nine runs. The Mastodons threw a total of 54 pitches.

The 10 hits bested the old record of nine from the 6th inning against Western Michigan, all the way back on May 12, 2005, in the Mid-American Conference Tournament. Marshall won that crazy game 13-12. In the 2022 home-opener, the Herd smashed three home runs to drive in seven of the runs, had two doubles and five singles.

Lauren Love opened the inning with a walk and was followed by singles from Aly Harrell (1) and Saige Pye (2). The hit from Pye scored Love for the first run. Two batters later, Rielly Lucas (3) hit a double to left that scored by Harrell and Pye. Next, Katie Adams (4) hit a 2-run homer to right that gave the Herd a 5-0 lead. Two batters later and with two outs, Camryn Michallas (5) kept it going with a single, followed by another base hit from Alex Coleman (6). Love (7) stepped back up to the plate and hit a 3-run homer to right-center. Marshall now led 8-0. Harrell (8) came through with her second hit of the inning with a double and Pye (9) belted a two-run shot to left. The home run was the final run of the inning, however the record-breaking 10th hit came next from Mya Stevenson with a single up the middle.

Nester Sets Herd Record - Fastest to 100 Strikeouts

Sydney Nester is proving to be a wonderful addition to the Herd by dominating in the circle. Through her incredible start, the redshirt junior set a team record as the fastest pitcher in Marshall softball history to reach 100 strikeouts. Nester completed the feat in her 12th outing and 58 innings pitched

for the season. Her 100th strikeout came in the sixth inning against Maryland Eastern Shore on March 4. It was her eighth of the game. She finished with nine.

The old record was 63 innings by Jordan Dixon in 2015. Dixon accomplished the feat on Feb. 21 against Auburn. It was her 12th outing of the year as well and number 100 came on the very first batter in the first inning.

Herd Tosses Four-Straight Shutouts

Marshall's pitchers and defense was clicking on all cylinders during the Thundering Herd Round Robin, March 3-5. The Herd tallied four-straight shutouts and allowed just one run through five games. The four-straight blankings is the most since four-straight toward the end of the 2019 season, May 4-9. It is also tied for the second-longest streak in team history. Back in 2001, Marshall had five-straight shutouts, April 22-28. The Herd blanked Akron in a doubleheader, then Liberty in another doubleheader and the first of a three-game series with Buffalo.

Shutout #1 - vs. Purdue Fort Wayne - Sydney Nester threw a

no-hitter and struck out 11
Shutout #2 - vs. Purdue Fort Wayne - Cailey Joyce pitched all 5 innings, allowed 3 hits, no walks and struck out 7
Shutout #3 - vs. Maryland Eastern Shore - Sydney Nester pitched all 7 innings, allowed 3 hits, no walks and struck out 9
Shutout #4 - vs. Winthrop - Sydney Nester pitched all 7 innings, allowed two hits, 1 walk and struck out 11

The Herd was close to a fifth-straight shutout in the final game against Maryland Eastern Shore. Cailey Joyce had another great game throwing all 5 innings, allowed five hits, no walks and struck out six. However, the Hawks scored one run in the top of the fifth. Marshall won 14-1 and outscored its opponents 43-1 in the tournament.

Marshall Offense Has Another Big First Inning

Three times this season, Marshall has gone off for at least nine runs in the first inning. The first was versus Howard at the Camel Stampede on Feb. 25. Marshall went through 14 batters, tallied eight hits and scored nine runs. The second was against Purdue Fort Wayne on March 3. The Herd went through 14 batters again, set a team record with 10 hits and scored nine runs. The third came two days later on March 5 versus Maryland Eastern Shore. Marshall saw 14 batters come to the plate again, had nine hits and scored nine runs. The third time was highlighted by a bases-clearing triple from sophomore Kay Kay Kenney. The right-hander was sent in to pinch hit for Alex Coleman with the bases loaded and ripped a shot down the left field line. The ball curved into the corner and ricocheted off the fence and back into fair territory. Bub Feringa, Rielly Lucas and Autumn Owen all crossed the plate as Kenney recorded her first career triple.

Nester Dominates Camel Stampede, Named C-USA Pitcher of the Week Second Time

Sydney Nester has been on a tear to begin her career at Marshall. At the Camel Stampede Nester tossed 29 more strikeouts in 16 innings through three appearances. She started against Kent State on Friday and finished with 12 strikeouts, allowed two hits, one run and took the loss as the Herd fell 1-0. Nester came in against Howard on Saturday in the sixth inning, got Marshall out of a jam and finished with four more strikeouts in two innings, out of six batters faced. In the final game of the weekend against the home team, Campbell, Nester blew down the Camels with 13 strikeouts tying her season-high. The win was her fifth of the year and her fifth game with 10 or more strikeouts. Nester had four games of 10+ Ks in three years at NC State.

Marshall Offense Explodes Versus Howard

In the Herd's first game against Howard at the Camel Stampede, Marshall rebounded from a 1-0 loss to Kent State by scoring 15 runs off 14 hits in a 15-2 win over the Bison. The 15 runs tied for the fourth-most in a game in team history. Of the 14 hits, none left the park and there were just three doubles.

The Herd scored 10 runs in the first inning off eight hits with 14 batters coming to the plate. It was the third time since 2000 that Marshall scored double-digit runs in an inning and the first since putting up 11 in the first inning on March 6, 2010, versus Delaware at Dot Hicks Field. Marshall's eight hits are tied for the second-most in an inning since 2000, and the most since tallying eight in the fifth inning on May 2, 2018, at Louisville.

Pye Goes Deep Twice on Saturday at Camel Stampede

Fifth-year senior Saige Pye helped the Herd slug its way to two more wins on the final day of the Camel Stampede. Pye belted a towering shot in the top of the seventh against Howard that felt as if it was in the air for an eternity, before finally falling beyond the wall in left. The three-run shot gave the Herd a 7-2 lead on the way to a 9-2 victory.

Against Campbell, Pye launched another homer that cleared the wall a lot faster for a two-run bomb in the fifth. Marshall was leading the home team 3-2 before the blast and went on to win 6-3. Pye has now hit 19 home runs in her collegiate career with 18 coming in a Marshall uniform. Her first collegiate homer came in 2018 against Pitt as a freshman at Georgia Tech.

Love Has a Day at the Plate

On Friday against Howard at the Camel Stampede, freshman Lauren Love finished the day 4-for-4 at the plate with three runs and three RBI. In the 10-run first inning, Love had two hits and scored twice as well. She was one of three players to reach

HERD NOTES

base twice in the inning with Mya Stevenson and Katie Adams the others. Love continued in the third inning with a leadoff single to center and then scored on a double from Stevenson. Love's final at bat came in the fourth and this time she ripped a double to right-center that scored Alex Coleman for the Herd's 15th run of the game.

Lauren Love is the first Marshall freshman to have four hits in a game since Mya Stevenson hit for the cycle at Charlotte on March 16, 2019, and the ninth to achieve the mark since 2000.

Freshmen with 4 Hits in a Game Since 2000

Dana Black vs. Liberty, Feb. 24, 2001
Sierra Davenport at Toledo, April 7, 2001
Amanda Williams vs. Winthrop, March 16, 2003
Deanna Tourville vs. Ohio, April 16, 2005
Rachel Folden at Ball State, April 25, 2005
Jocelyn Bitner at Memphis, April 29, 2006
Elicia D'Orazio at Charlotte, March 22, 2015
Mya Stevenson at Charlotte, March 16, 2019
Lauren Love vs. Howard, Feb. 25, 2022

Herd Blanked by Kent State Ends Run of Being Shutout

Marshall's 1-0 loss to Kent State on Feb. 25, ended a run of 67-straight games without being shutout, the longest streak in team history. The last time the Herd was shutout on the scoreboard was May 18, 2019, at Liberty. It was the final game of the season as Marshall lost in the NISC Regional Final, 7-0. The Herd rolled through the shortened 2020 and 2021 seasons scoring at least one run in every game and made it through the first nine games of 2022 before getting blanked. The previous record for consecutive games without being shutout was 37-straight during the 2018 season.

Marshall has only been shutout six times during the Megan Smith Lyon era (2019-present). On the other side, the Herd has pitched 31 shutouts in the same span.

Welcome to NCAA Softball Bub Feringa

Freshman Bub Feringa had made two appearances in the circle before getting her first shot at the plate with an at bat. Feringa starred both as a pitcher and a hitter at Cactus High School in Glendale, Arizona. Her first plate appearance came with a pinch hit in the top of the seventh against Coastal Carolina.

With a 1-1 count, Feringa belted a two-run home run out to right-center, two runs that proved to be the difference after the Chanticleers put together a furious comeback in the bottom of the seventh. Feringa joined exclusive company in Marshall softball history, becoming just the fifth player since 2000 to begin a career with a home run in their very first plate appearance, and the first since 2016.

Home Runs in First Plate Appearance

Amanda Lara - Feb. 11, 2011 vs. USF (lost 8-4)
opened the game with a solo shot, only HR of MUSB career
Taylor Winton - Feb. 11, 2011 vs. USF (lost 8-4)
entered to pinch hit in the seventh, solo shot, 8 career HRs
Taylor Estes - Feb. 28, 2014 at Coastal Carolina (lost 10-1)
entered to pinch hit in the fifth, solo shot, only HR of career
Briana Daiss - Feb. 14, 2016 vs. Alabama State (Won 4-2)
entered to pinch hit in the bottom of the eighth with the game tied at 2-2, hit a walkoff 2-run HR, 26 career HRs
Bub Feringa - Feb. 19, 2022 at Coastal Carolina (Won 9-7)
entered to pinch hit, drove in Kay Kay Kenney

Kenney Takes Advantage

Sophomore Kay Kay Kenney entered the Herd's Saturday game against South Carolina off the bench to fill in for an injury after Madison Whitaker went down. Lauren Love was in left field and moved to the infield, and Kenney took left. With her first at bat against the Gamecocks in the third, and two outs, Kenney sent a screamer over the fence in center for a 3-run home run. It was the second homer of her young career. She finished the game with two hits and a hit-by-pitch. Kenney started the nightcap against Coastal Carolina and had an RBI double and scored a run. Against Fordham, the Highland Village, Texas, native reached on a walk and scored as well.

Adams Ends Slump with a BANG

Fifth-year senior Katie Adams was experiencing an early season slump through the Battle at the Beach (Feb. 18-20), going 0-for-12 through the first four games. She only reached base with a hit-by-pitch in the second game against Coastal Carolina and later scored a run. Several times through the first four games, Adams made solid contact but unfortunately for her, the ball went straight to a defender who made the play. Finally, in the last game of the weekend against Fordham, Adams came to the plate in the third with the bases loaded. On an 0-2 count, Adams cranked a shot to right-center for a grand slam. It was the first grand slam of the season for Marshall and the first of Adams' career. Marshall went on to win 8-0.

Nester Dominates Buzz Classic, Named C-USA Pitcher of the Week

Redshirt junior, and transfer from North Carolina State, Sydney Nester announced her arrival to the Herd like a buzzsaw going through the opposing batters at the Buzz Classic, Feb. 11-12. Nester finished the weekend 3-0 with 25 strikeouts and did not allow a run across 14 innings. She gave up just six hits, one walk, one hit batter and an opponent batting average of .125.

Nester started off with 13 strikeouts in six innings against Saint Joseph's, just two away from her career-high. She earned her first Herd win with the complete-game, 8-0 shutout. Nester kept it going with 11 more strikeouts on Saturday with another shutout against Villanova. She retired the final eight batters of the game as the Herd won 8-0 in five innings. Finally, Nester pitched the final three innings of Marshall's comeback win over Saint Joseph's Saturday night. She struck out one more batter and allowed only two baserunners.

Nester became the Herd's first pitcher to throw double-digit strikeouts in a game since Jordan Dixon fanned 10 on April 21, 2017, at Virginia Tech. Nester became the first Marshall pitcher to win her first three outings of the season since Dixon accomplished the feat in 2015. The right-hander also became the first Herd pitcher since 2000 (single game records are incomplete prior to 2000) to open a season with back-to-back double-digit strikeout performances. Dixon was the last to tally 10 or more Ks in back-to-back games, sitting down 10 versus Hampton and then 10 more against Towson in a doubleheader at the Tar Heel Classic on Feb. 25, 2017.

Herd Ties MU Single Game HR Record...Again

Marshall opened 2022 with five home runs against Saint Joseph's, an all-time best in a season-opener, and tied the program record for a single game. It was the fifth time in team history that the mark has been reached, and the fourth time under Head Coach Megan Smith Lyon. Katie Adams got it started with a solo shot in the second to left-center. Aly Harrell belted a solo homer in the fourth to almost the same spot as Adams. Madison Whitaker opened a high-scoring inning for MU in the fifth with a two-run, laser line drive over the wall in center. Saige Pye smashed the fourth homer of the game with a 3-run blast, also in the fifth, off the foul pole in left. Mya Stevenson hit a solo shot to right to tie the record and end the game, 8-0, in

@HerdSB

MUSB AWARDS

00 Autumn Owen

2021 Big South Preseason Co-Player of the Year
2020 Big South Player of the Week: Feb. 11
2019 Top 25 Finalist NFCA Division I
Freshman of the Year
2019 NFCA All-Mid-Atlantic Region First Team
2019 Big South Freshman of the Year
2019 First Team All-Big South
2019 Big South All-Freshman Team
2019 Big South Freshman of the Week: Feb. 11
2019 Big South Freshman of the Week: Mar. 18
2019 Big South Freshman of the Week: April 15
2019 Big South Freshman of the Week: April 29

1 Grace Chelemen

2020 Top 5 Play of Week 3 NCAA Softball

3 Armani Brown

2021 C-USA Comm. Honor Roll: GPA 3.00+
2020 C-USA Comm. Honor Roll: GPA 3.00+
2019 C-USA Comm. Honor Roll: GPA 3.00+
2018 NFCA All-America Scholar Athlete
2018 C-USA Academic Medalist: GPA 3.75+
2018 C-USA Comm. Honor Roll: GPA 3.00+

7 Amaya Lee

2021 C-USA Academic Medalist: GPA 3.75+
2021 C-USA Comm. Honor Roll: GPA 3.00+

14 Cailey Joyce

2021 C-USA Comm. Honor Roll: GPA 3.00+
2019 Atlantic-10 All-Rookie Team
2019 Atlantic-10 Comm. Honor Roll

16 Saige Pye

2022 C-USA Preseason All-Conference
2021 NFCA Mideast All-Region Third Team
2021 All-C-USA First Team
2021 C-USA Preseason All-Conference

21 Sydney Nester

2022 C-USA Pitcher of the Week: Feb. 14
2022 C-USA Pitcher of the Week: Feb. 28
2022 C-USA Pitcher of the Week: March 14
2022 C-USA Pitcher of the Week: March 28
2022 C-USA Pitcher of the Week: April 11
2022 C-USA Pitcher of the Week: April 18
2019 ACC Pitcher of the Week: March 12

23 Mya Stevenson

2022 C-USA Preseason All-Conference
2021 All-C-USA Second Team
2021 C-USA Preseason All-Conference
2020 C-USA Preseason All-Conference
2020 C-USA Player of the Week: March 2
2020 NCAA Top 10 Home Runs
(Tied for 1st - 12)
2020 NCAA Top 10 RBI (2nd - 36)
2020 NCAA Top 10 Home Runs Per Game
(3rd - 0.48)
2020 NCAA Top 10 RBI Per Game (3rd - 1.44)
2020 NCAA Top 10 Total Bases (9th - 71)
2019 NFCA Mideast All-Region Third Team
2019 All-C-USA First Team
2019 C-USA All-Freshman Team
2019 C-USA All-Tournament Team
2019 C-USA Player of the Week: March 18
2019 C-USA Player of the Week: April 29
2019 C-USA Comm. Honor Roll: GPA 3.00+
2019 NCAA Freshman Leader in HR (20)

28 Kay Kay Kenney

2021 C-USA Comm. Honor Roll: GPA 3.00+

34 Ashley Blessin

2021 C-USA Academic Medalist: GPA 3.75+
2021 C-USA Comm. Honor Roll: GPA 3.00+
2020 C-USA Academic Medalist: GPA 3.75+
2020 C-USA Comm. Honor Roll: GPA 3.00+

43 Aly Harrell

2022 Warrior Award
2022 Senior CLASS Award Finalist
2022 Senior CLASS Award Candidate
2022 C-USA Preseason All-Conference
2021 NFCA Mideast All-Region First Team
2021 All-C-USA First Team
2021 C-USA Preseason Player of the Year
2020 C-USA Preseason All-Conference
2020 C-USA Player of the Week: Feb. 17
2020 NCAA Top 10 On Base % (4th - .602)
2020 NCAA Top 10 Walks/Game (10th - 0.92)
2019 NFCA Mideast All-Region Second Team
2019 All-C-USA First Team
2019 C-USA All-Tournament Team
2019 C-USA Preseason All-Conference
2019 NISC Lynchburg Regional All-Tourn. Team
2019 NCAA Top 10 Total Walks (1st - 68)
2019 NCAA Top 10 Combined Free Passes
BBs & HBPs (1st - 85, 68 BBs & 17 HBPs)
2019 NCAA Top 10 Walks/Game (3rd - 1.06)
2019 NCAA Top 10 On Base % (5th - .578)
2019 C-USA Comm. Honor Roll: GPA 3.00+
2018 NFCA Mideast All-Region Third Team
2018 C-USA Freshman of the Year
2018 All-C-USA First Team
2018 C-USA All-Freshman Team

44 Katie Adams

2021 C-USA Comm. Honor Roll: GPA 3.00+
2020 C-USA Comm. Honor Roll: GPA 3.00+
2019 NFCA All-America Scholar Athlete
2019 C-USA Comm. Honor Roll: GPA 3.00+
2018 C-USA Comm. Honor Roll: GPA 3.00+

77 Madison Whitaker

2018 Horizon League All-Freshman Team

HERD NOTES

the sixth.

Games with Five Home Runs

April 9, 2014 at Northern Kentucky (game 1 of DH)

- Shaelynn Braxton (3), Savannah Webster, Raquel Escareno

Feb. 16, 2019 vs. Presbyterian

- Aly Harrell (2), Mya Stevenson, Sierra Huerta, Hannah Giammarino

Feb. 28, 2020 vs. Delaware State

- Mya Stevenson (2), Sierra Huerta (2), Saige Pye

March 11, 2020 at No. 11 Kentucky

- Saige Pye (2), Katie Adams, Grace Chelemen, Sierra Huerta

Love Comes Up Clutch

Marshall freshman Lauren Love came through in two big moments for the Herd during the Buzz Classic. In her first collegiate plate appearance, Love came in to pinch hit in the top of the fifth inning with a runner at second, two outs, and Marshall facing the mercy rule trailing Villanova 8-0. If the Herd wanted a chance to move the game on to try and comeback, it needed at least one run. Love stepped to the plate facing preseason All-American Paige Rauch and battled with the fifth-year senior for a 10-pitch at bat. On the 10th pitch, Love delivered a base hit into centerfield that scored fellow freshman Brooklyn Ulrich from second. Unfortunately, the Herd allowed the Wildcats to score one more run in the bottom of the fifth to end the game, 9-1.

Love was not done with her clutch hits. Against Saint Joseph's on Saturday night, Love came to the plate in the top of the sixth with classmate Alex Coleman at second, two away, and the Herd trailing 4-3. Love took the first pitch of the at bat over the fence in right for her first career home run. The 2-run shot gave Marshall the lead, 5-4, as the Herd went on to win 6-4.

Marshall at Georgia Tech Sunday Contest Canceled

Marshall softball's team bus was involved in an accident following the Thundering Herd's 6-4 win over Saint Joseph's, Saturday night (Feb. 12) at the Buzz Classic in Atlanta.

Two individuals from the travel party were treated for minor, non-life threatening injuries and released from a local hospital Sunday morning following the accident.

Out of an abundance of caution, Marshall and Georgia Tech made the decision to cancel the scheduled 1 p.m. game and the Herd will return to Huntington later today (Feb. 13).

Season Outlook

Marshall finished the 2021 season with a 20-13 record. Despite also playing two games in the Conference USA Tournament, the Herd played fewer games last season than any other league team due to COVID and scheduling restrictions. UTEP, who did not make the postseason tourney, played the next fewest at 37.

Coming off the 2021 season, Marshall looks to replace departed veterans Blakely Burch, Sierra Huerta, Laney Jones and Megan Stauffer.

However, the Herd returns an experienced, and very dangerous lineup. Back for another round with the Green & White are fifth year seniors Aly Harrell, Katie Adams, Armani Brown, Saige Pye and Madison Whitaker. Followed next by seniors Mya Stevenson, Grace Chelemen and Camryn Michallas. Redshirt junior pitcher Cailey Joyce returns after her first season in Huntington in 2021. Junior pitcher Ashley Blessin and sophomores Kay Kay Kenney and Brianna McCown are back as well. Amaya Lee returns after missing all of 2021 with a shoulder injury.

Newcomers to town are led by two transfers in redshirt junior Sydney Nester and sophomore Autumn Owen. Nester, a right-handed pitcher, starred for North Carolina State for three seasons. Owen, a catcher, comes from Gardner-Webb where she nearly rewrote the record book as a freshman in 2019. Owen missed all of last season with an injury. Both Nester has two years of eligibility remaining and Owen has three years of eligibility left.

The freshman class brings six new faces that possess great talent, add incredible depth, and keep the future looking bright for MUSB. The new class consists of four infielders in Laney and Lauren Love (Matthews, N.C.), Rielly Lucas (Huntington, W.Va.), and Brooklyn Ulrich (Mesa, Ariz.). Alex Coleman (Asheboro, N.C.) is an outfielder and Bub Feringa (Glendale, Ariz.) is a pitcher and a hitter.

Sister Sister

Throughout Marshall Softball's history, there has been a family connection. Laney and Lauren Love add to that rich history. The freshmen from Matthews, N.C., are the seventh set of sisters to suit up for the Herd, and the second set of twins. However, the two do not quite share the same birthday. Laney was born on December 31, 2002. Lauren was born on January 1, 2003. Both are talented infielders who piled up accolades during their respective prep careers at Porter Ridge

High School.

Marshall's first set of twins were Amanda and Jessica Williams who played from 2003-06. Both players reside in the Marshall Athletics Hall of Fame.

MUSB's History of Sisters

Heather (1994-95), Hallie (1994-96) & Callie (1996) Michaelis

Sarah (2002-04) & Amanda Chamberlain (2004-05)

Randi (2002-05) & Kelly Nielson (2008-09)

Amanda & Jessica Williams (2003-06)

Tarah (2004-06) & Autumn Mitchell (2006-09)

Kristina (2012-15) & Shaelynn Braxton (2013-15, '17)

Laney & Lauren Love (2022-)

Harrell, Stevenson and Pye Preseason All-C-USA

Aly Harrell, Saige Pye and Mya Stevenson selected to the Preseason All-Conference USA Team. All three players were selected prior to the 2021 season as well. The Herd was picked to finish fifth overall in the coaches' poll.

Harrell enters her fifth season at Marshall after being granted the additional year with the 2020 COVID season. Harrell led the Herd in 2021 in batting average (.415), hits (39), home runs (10), RBI (29), total bases (77), slugging percentage (.819) and on base percentage (.526). The power hitter with the great eye at the plate, struck out only three times in 94 at bats over 30 games played in 2021. The Gahanna, Ohio, native continued her assault on the Marshall record books as well, ranking in the top 10 all-time in 11 offensive categories and three defensive. Harrell is tops all-time in career on base percentage at .547. She is second in walks (131) to four-time All-American Rachel Folden (2005-08). Harrell was named First Team All-C-USA and First Team All-Mideast Region.

Harrell and Stevenson have been in a friendly battle, rising up the home run charts as both players set their sights on Folden's record of 58. Harrell and Stevenson ended the 2021 season with 40 homers each, good for second all-time. Harrell hit her 40th of her career at Charlotte on May 8, with a two-run blast to right field. Stevenson launched two shots in the Conference USA Tournament to catch back up and tie Harrell once again.

Stevenson was one of just two players to play in all 33 games last season, starting in 32. She struggled early but exploded in conference play. Stevenson ended the season batting .293 with 29 hits, 27 runs scored (led team), eight doubles, eight home runs, 20 RBI and slugged .616. During the 16 league games in 2021, the slugger hit .385 with 20 hits, 13 runs, seven doubles, three homers and slugged .692. Along with being tied for second all-time at Marshall in home runs, Stevenson's name can also be found throughout the record book. The Mesquite, Texas, native enters her fourth season second in slugging percentage (.755). Last year Stevenson became the 13th member of the Marshall 100 RBI Club, with a bomb at Chattanooga and currently as 114 good for 10th. She was named Second Team All-C-USA in 2021.

Pye enters her third season with the Herd and her fifth year of collegiate action, also being granted the extra year after the 2020 COVID season. Pye's bat has been a key factor in Marshall's offense since she transferred to Huntington before the 2020 season from Georgia Tech. Last season, Pye hit .395 with 34 hits, 14 runs, five doubles, six home runs, 23 RBI, slugged .663 and had a .459 on base percentage. The Stockton, California, native also went off in league action beginning with a great series against Florida Atlantic. In the three games played, Pye hit .462 (6-of-13) with nine RBI. She tied the program single-game record with three doubles in game three of the series, and her third double drove in two runs in the bottom of the seventh to tie the game. Harrell won it in the ninth. Pye had a 12-game hitting streak toward the end of the season and reached base safely in the final 18 games. She was named First Team All-C-USA and Third Team All-Mideast Region.

PRESEASON PLAYER OF THE YEAR

Bailey Vannoy, Charlotte (SR., Catcher/Outfielder)

PRESEASON PITCHER OF THE YEAR

Shelby Nunn, WKU (Fifth Year SR., RHP)

PRESEASON ALL-CONFERENCE TEAM

Pitcher: Janie Worthington, North Texas

Pitcher: Corrina Dodd, Middle Tennessee

Pitcher: Shelby Nunn, WKU

Catcher: Sierra Frazier, UAB

Catcher: Bailey Vannoy, Charlotte

Infielder: Aly Harrell, Marshall

Infielder: Tata Davis, Southern Miss



Infielder: Cori Henderson, Charlotte
 Infielder: Tayla Evans, North Texas
 Infielder: Maddie Bowlds, WKU
 Infielder: Kourtney Gremillion, Charlotte*
 Outfielder: Destini Brown, Southern Miss
Outfielder: Mya Stevenson, Marshall
 Outfielder: Taylor Davis, WKU
 Outfielder: Kelci Hill, Middle Tennessee
DPI/Utility: Saige Pye, Marshall
 (*16 Total- sixth infielder due to a tie in votes)

Herd Picked 5th in Preseason Coaches' Poll

Conference USA announced the preseason coaches' poll on Tuesday with the season debut coming in just a few days. Marshall came in fifth overall out of the league's 12 teams. The top eight teams earn a bid to the C-USA Tournament set for May 11-14 in Denton, Texas, hosted by North Texas (who was picked second).

PREDICTED ORDER OF FINISH (Division)

1. Charlotte (East)
2. North Texas (West)
3. WKU (East) - 2021 Tournament Champions
4. UAB (West)
- 5. Marshall (East)**
6. Middle Tennessee (East)
7. LA Tech (West)
8. FIU (East)
9. Southern Miss (West)
10. UTSA (West)
11. UTEP (West)
12. Florida Atlantic (East)



#LookUpAndSayGoodbye

2022 Bomb Counter - 53

In 2021 Marshall finished tops in C-USA, and 12th in the NCAA in home runs per game with 1.52. And the glow ball continues to fly in 2022. In 39 games (prior to Morehead State), the Herd is 26th in the nation in home runs per game with 1.31, and 2nd in C-USA. Marshall opened 2022 tying the single-game program record with against Saint Joseph's in an 8-0 win. It was the fifth time in team history with five bombs in a single game, and the fourth under head coach Megan Smith Lyon.

Under coach Smith Lyon and her staff, Marshall has hit 230 home runs in 162 games, an average of 1.42 balls leaving the park per game. 19 different players have hit at least one home run since 2019.

Marshall's record when hitting at least one home run is 21-6. MU is 8-5 when it doesn't send one out of the park.

Player	2022	Career	2022 Grand Slams
Mya Stevenson	15	55	Player
Saige Pye	14	29 (1 at GT)	Opponent
Aly Harrell	7	47	Katie Adams
Katie Adams	6	13	vs. Fordham (2/20)
Autumn Owen	5	22 (17 at GWU)	Career
Lauren Love	3	3	1
Madison Whitaker	1	10 (8 at WSU)	
Kay Kay Kenney	1	2	
Bub Feringa	1	1	

2022 Games and home runs hit - inning hit in ()

* - tied team single-game record

Date	Opponent	Hitters - inning hit in ()	Game Total	Season Total
Feb. 11	vs. Saint Joseph's	Adams (2nd), Harrell (4th), Whitaker (5th), Pye (5th), Stevenson (6th)	5*	5
Feb. 11	vs. Villanova		0	5
Feb. 12	vs. Villanova	Stevenson (1st)	1	6
Feb. 12	vs. Saint Joseph's	Love (6th)	1	7
Feb. 18	vs. South Carolina		0	7
Feb. 18	at Coastal Carolina	Harrell (1st), Pye (3rd)	2	9
Feb. 19	vs. South Carolina	Kenney (3rd)	1	10
Feb. 19	at Coastal Carolina	Owen (4th), Stevenson (7th), Feringa (7th)	3	13
Feb. 20	vs. Fordham	Adams (3rd)	1	14
Feb. 25	vs. Kent State		0	14
Feb. 25	vs. Howard		0	14
Feb. 26	vs. Howard	Pye (7th)	1	15
Feb. 26	at Campbell	Pye (5th)	1	16
March 3	vs. Purdue Fort Wayne	Adams (1st), Love (1st), Pye (1st)	3	19
March 4	vs. Purdue Fort Wayne		0	19
March 4	vs. MD Eastern Shore		0	19
March 5	vs. Winthrop		0	19
March 5	vs. MD Eastern Shore	Stevenson (3rd)	1	20
March 11	vs. Fairfield	Harrell (5th), Stevenson (5th)	2	22
March 11	vs. Norfolk State		0	22
March 13	vs. Fairfield	Love (4th), Pye (4th)	2	24
March 16	at Ohio	Stevenson (1st)	1	25
March 19	at UAB game 1		0	25
March 19	at UAB game 2	Stevenson (2nd)	1	26
March 20	at UAB	Stevenson (5th), Stevenson (7th), Owen (7th)	3	29
March 25	vs. Middle Tennessee 1	Harrell (1st), Stevenson (3rd)	2	31
March 26	vs. Middle Tennessee 2	Adams (2nd), Pye (3rd), Stevenson (4th)	3	34
March 27	vs. Middle Tennessee 3	Pye (2nd)	1	35
April 1	vs. Charlotte 1	Pye (3rd), Pye (6th)	2	37
April 2	vs. Charlotte 2	Harrell (1st), Owen (5th), Stevenson (6th)	3	40
April 3	vs. Charlotte 3	Adams (2nd), Pye (3rd), Owen (3rd)	3	43
April 8	at FAU 1	Saige Pye (7th), Mya Stevenson (7th), Mya Stevenson (8th)	3	46
April 9	at FAU 2		0	46
April 10	at FAU 3	Aly Harrell (3rd)	1	47
April 12	at NKU 1		0	47
April 12	at NKU 2	Aly Harrell (6th)	1	48
April 14	vs. FIU 1	Katie Adams (2nd), Saige Pye (3rd)	2	50
April 15	vs. FIU 2		0	50
April 16	vs. FIU 3	Saige Pye (1st)	1	51
April 20	vs. Morehead State	Mya Stevenson (2nd), Autumn Owen (5th)	2	53

Home Runs Per Inning

First	9
Second	7
Third	11
Fourth	5
Fifth	8
Sixth	5
Seventh	7
Eighth	1

Home Runs Location

Dot Hicks Field	27
18 games - 1.50 per game	
Away	16
12 games - 1.33 per game	
Neutral	10
10 games - 1.00 per game	
at Buzz Classic	7
at Battle at the Beach	7
at Camel Stampede	2
Round Robin	4
March Madness	4

Solo	25
2-run	16
3-run	11
Grand Slam	1
Led off Inning	13
With Two Outs	9
Back-2-Back	1 time (FAU)



Autumn Owen headed for home plate after hitting her 1st HR with Marshall. Photo courtesy of David Dermer



Mya Stevenson after crushing her 43rd career HR over the light tower in left. Photo courtesy of David Dermer

2022 NUMBERS

Multi-Hit Games

Name	2022	3+	'22-best	Career total
Harrell	15	3	3 (3x)	56
Pye	14	3	3 (4x)	37
Stevenson	14	2	3 (2x)	47
Owen	11	2	3 (2x)	35 (24 at GWU)
Chelemen	8	1	3	23
Love	7	3	4	7
Adams	6	--	2 (6x)	26
Whitaker	6	--	2 (6x)	29 (22 at WVSU)
Brown	3	1	3	29
Coleman	2	--	2 (2x)	2
Kenney	1	--	2	1
Lucas	1	--	2	1
Feringa	1	--	2	1
Michallas	1	--	2	2 (1 at Akr.)

*career-high or tied career-high

Multi-Runs Scored Games

Name	2022	3+	'22-best	Career total
Harrell	9	--	2 (9x)	26
Stevenson	7	--	2 (7x)	31
Pye	7	1	3	14
Love	5	1	3	5
Owen	5	1	4*	23 (18 at GWU)
Chelemen	2	--	2 (2x)	12
Adams	2	1	3	5
Michallas	1	--	1	2
Coleman	1	--	2	1
Brown	--	--	--	7
Whitaker	--	--	--	6 (5 at WVSU)
Kenney	--	--	--	1

*career-high or tied career-high

Multi-RBI Games

Name	2022	3+	'22-best	Career total
Stevenson	14	5	5	42
Pye	10	4	6	24
Adams	9	1	4	23
Love	7	2	4	7
Harrell	7	3	3 (3x)	41
Chelemen	4	--	2 (4x)	9
Feringa	3	--	2	3
Owen	3	--	3	19 (16 at GWU)
Whitaker	2	--	2 (2x)	15 (12 at WVSU)
Michallas	2	--	2 (2x)	4
Kenney	2	2	3 (2x)	3
Lucas	2	--	2 (2x)	2
Coleman	2	--	2 (2x)	2
Brown	1	1	3	5

*career-high or tied career-high

Hitting Streaks

Name	'22-best	Current	Career-best
Harrell	10	--	10 (2022)
Chelemen	7	7	7 (2022)
Stevenson	7	4	10 (2019 & '21)
Adams	7	--	10 (2020)
Love	7	1	7
Pye	6	--	12 (2021)
Feringa	6	1	6
Owen	6	1	6 (3x '19, '1, '22)
Michallas	6	6	6 (2022)
Whitaker	5	2	6 (2019)
Coleman	2 (3x)	2	2
Brown	2 (3x)	--	6 (2019)
Kenney	2 (3x)	--	2 (2022)
Lucas	2	1	2

Reaching Base Streaks (H, BB, HBP, FC, E)

Name	'22-best	Current	Career-best
Stevenson	19	7	22 (2019 & '20)
Whitaker	17	17	17 (2022)
Harrell	16	7	24 (2019)
Love	13	1	13
Pye	11	4	24 (2020)
Michallas	10	10	10 (2022)
Lucas	9	2	9
Adams	8 (2x)	8	15 (2020)
Owen	8	8	15 (2019)
Feringa	7	2	7
Chelemen	7 (2x)	7	9 (2020 & '21)
Coleman	5	--	5
Kenney	5	1	5 (2022)
Brown	3	--	19 (2020)
Ulrich	1	1	1

Scoring a Run Streaks

Name	'22-best	Current	Career-best
Stevenson	7	2	7 (2019 & '22)
Harrell	6	--	6 (2021 & '22)
Pye	5	2	5 (2022)
Love	5	--	5
Owen	5 (2x)	5	6 (2019 & '20)
Adams	5	2	5 (2022)
Chelemen	4	2	4 (2020, '21, '22)
Coleman	4	--	4
Michallas	4	--	4 (2022)
Kenney	3	1	4 (2021)
Feringa	2 (2x)	--	2
Lee	2 (2x)	1	2
Brown	2 (5x)	2	4 (2019)
Ulrich	2	--	2
Lucas	2	--	2
Whitaker	1	1	6 (2019)

Games Reaching Base Safely

Name	2022	2+	Career
Harrell	37	33	187
Stevenson	34	25	132
Pye	33	22	*81
Owen	29	18	*29
Adams	27	18	114
Love	24	14	24
Chelemen	24	11	*69
Whitaker	21	11	*38
Brown	14	5	107
Feringa	13	2	13
Kenney	13	2	17
Lucas	13	5	13
Michallas	11	2	*16
Coleman	11	4	11
Ulrich	1	--	1

* at Marshall

Games With a Hit

Name	2022	2+	Career/2+
Harrell	30	16	138/56
Stevenson	27	14	104/47
Pye	27	14	69/37
Owen	24	11	78/35
Adams	20	6	84/26
Love	20	7	20/7
Chelemen	19	8	53/23
Whitaker	15	6	77/29
Michallas	10	1	18/2
Feringa	10	1	10/1
Brown	9	3	78/29
Kenney	9	1	12/1
Coleman	7	2	7/2
Lucas	5	1	5/1

Games With a Run Scored

Name	2022	2+	Career/2+
Stevenson	27	7	93/31
Pye	21	7	51/14
Harrell	20	9	101/26
Owen	20	5	65/23
Adams	18	2	45/5
Chelemen	17	2	54/12
Love	14	5	14/5
Brown	13	--	63/7
Coleman	13	1	13/1
Lee	12	--	12/0
Whitaker	8	--	45/6
Kenney	8	--	13/1
Michallas	6	1	15/2
Feringa	6	--	6/0
Lucas	5	--	5/0
Ulrich	2	--	2/0

Games With an RBI

Name	2022	2+	Career/2+
Stevenson	20	14	73/42
Pye	20	10	45/24
Harrell	18	7	97/41
Adams	14	9	50/23
Owen	13	3	55/19
Love	13	7	13/7
Chelemen	11	4	25/9
Whitaker	5	2	38/15
Feringa	5	3	5/3
Lucas	5	2	5/2
Kenney	4	2	7/3
Michallas	3	2	11/4
Brown	2	1	20/5
Coleman	2	2	2/2

WHERE THE HERD RANKS

Herd NCAA Rankings top 50 (C-USA rank)

As of 4/19/22 (not updated through midweek contests)

Doubles Per Game	4th (1st)	1.92
On Base Percentage	7th (1st)	.420
Total Doubles	5th (1st)	75
Batting Average	13th (1st)	.327
Slugging Percentage	14th (1st)	.557
Scoring (Runs Per Game)	21st (1st)	6.31
Strikeout-to-Walk Ratio	19th (1st)	3.95
Home Runs Per Game	26th (2nd)	1.31
Shutouts	26th (1st)	10
Win/Loss Percentage	36th (2nd)	.718
ERA	41st (2nd)	2.52

Player NCAA Rankings

On Base Percentage	Aly Harrell 2nd (1st)	.623
Strikeouts	Sydney Nester 3rd (1st)	232
Shutouts	Sydney Nester 3rd (1st)	9
Batting Average	Aly Harrell 8th (1st)	.457
Victories	Sydney Nester 4th (1st)	20
Innings Pitched	Sydney Nester 4th (2nd)	166.0
Home Runs	Mya Stevenson 21st (2nd)	14
Home Runs/Game	Mya Stevenson 27th (3rd)	0.36
Hit-By-Pitches/Game	Aly Harrell 8th (1st)	0.38
Slugging Percentage	Mya Stevenson 33rd (2nd)	.810
Strikeouts/7 Innings	Sydney Nester 27th (1st)	9.80
Total Bases	Mya Stevenson 36th (2nd)	94
Home Runs/Game	Saige Pye 27th (3rd)	0.36
Walks/Game	Aly Harrell 15th (1st)	0.79
Home Runs	Saige Pye 21st (2nd)	14
RBI/Game	Mya Stevenson 38th (3rd)	1.05
Saves	Sydney Nester 15th (2nd)	3
Strikeout-to-Walk Ratio	Sydney Nester 43rd (2nd)	5.40
Slugging Percentage	Saige Pye 42nd (3rd)	.797
Total Bases	Saige Pye 36th (2nd)	94
ERA	Sydney Nester 31st (1st)	1.52

Conference USA Standings

As of 4/21/22 ()

East Division	Conf.	CPCT.	Overall	PCT.
(RV) WKU	11-4	.733	28-8	.778
Marshall	11-4	.733	29-11	.725
Florida Atlantic	9-6	.600	22-21	.512
Charlotte	7-11	.389	26-17	.605
Middle Tennessee	5-10	.333	18-26	.409
FIU	3-12	.200	17-24	.415

West Division	Conf.	CPCT.	Overall	PCT.
North Texas	13-5	.722	25-11	.694
UAB	9-5	.643	21-18	.538
Louisiana Tech	9-6	.600	29-17	.630
UTSA	7-7	.500	14-24	.368
Southern Miss	6-9	.250	26-16	.619
UTEP	2-13	.133	12-28	.300



MILESTONE WATCH

<u>200 Career Starts</u>	
Aly Harrell	202 (207 games played)
<u>150 Career Starts</u>	
Mya Stevenson	153 (156 games played)
Armani Brown	147 (161 games played)
Madison Whitaker	137 (154 games played)
<u>100 Career Starts</u>	
Katie Adams	118 (162 games played)
.....	Reached 100 at Ohio 3/16/22
Autumn Owen	117 (119 games played)
.....	Reached 100 at UAB 3/19/22
Saige Pye	96 (122 games played)
Grace Chelemen	81 (130 games played)
<u>200 Career Hits</u>	
Aly Harrell	208
.....	Reached 200 vs. Charlotte 4/1/22
<u>150 Career Hits</u>	
Mya Stevenson	154
.....	Reached 150 at Florida Atlantic 4/8/22
<u>100 Career Hits</u>	
Autumn Owen	125 (88 at GWU, 37 at MU)
.....	Reached 100 vs. MD Eastern Shore 3/5/22
Saige Pye	120 (3 at GT, 116 at MU)
.....	Reached 100 at UAB 3/19/22
Madison Whitaker	113 (86 at WSU, 27 at MU)
.....	Reached 100 at Coastal Carolina 2/18/22
Katie Adams	113
.....	Reached 100 vs. Middle Tennessee 3/26/22
Armani Brown	110
.....	Reached 100 vs. Fairfield 3/11/22
<u>100 Career Hits</u>	
Grace Chelemen	82 (1 at Mich., 81 at MU)
<u>150 Career Runs</u>	
Aly Harrell	132
.....	Reached 100 vs. LA Tech 5/12/21
Mya Stevenson	122
.....	Reached 100 vs. Howard 2/26/22
<u>75 Career Runs</u>	
Armani Brown	71
Grace Chelemen	66 (10 at Mich., 56 at MU)
.....	Reached 50 vs. Saint Joseph's 2/12/22
Madison Whitaker	56 (43 at WSU, 13 at MU)
.....	Reached 50 on 2-run HR vs. Saint Joseph's 2/11/22
Katie Adams	51
.....	Reached 50 vs. FIU 4/16/22
<u>50 Career Doubles</u>	
Aly Harrell	47
<u>25 Career Doubles</u>	
Mya Stevenson	32
.....	Reached 25 vs. Fordham 2/20/22
Katie Adams	30
Madison Whitaker	27 (16 at WSU, 11 at MU)
Autumn Owen	28 (19 at GWU, 9 at MU)
.....	Reached 25 at Florida Atlantic 4/10/22
<u>10 Career Triples</u>	
Autumn Owen	8
<u>50 Career Home Runs</u>	
Mya Stevenson	55
.....	Reached 50 vs. Middle Tennessee 3/25/22
Aly Harrell	47
<u>30 Career Home Runs</u>	
Saige Pye	29 (1 at GT, 28 at MU)
.....	Reached 20 vs. Purdue Fort Wayne 3/3/22
Autumn Owen	22 (17 at GWU, 5 at MU)
.....	Reached 20 vs. Charlotte 4/2/22

<u>10 Career Home Runs</u>	
Katie Adams	13
.....	Reached 10 vs. Purdue Fort Wayne 3/3/22
Madison Whitaker	10 (8 at WSU, 2 at MU)
.....	Reached 10 with 2-run shot vs. Saint Joseph's 2/11/22
<u>150 Career RBI</u>	
Aly Harrell	161
.....	Reached 150 vs. Norfolk State 3/11/22
Mya Stevenson	158
.....	Reached 150 at Florida Atlantic 4/8/22
<u>100 Career RBI</u>	
Saige Pye	96 (4 at GT, 89 at MU)
Autumn Owen	89 (72 at GWU, 17 at MU)
<u>50 Career Wins</u>	
Sydney Nester	52 (31 at NCST, 21 at MU)
.....	Reached 50 vs. FIU 4/14/22
.....	Reached 20 at MU vs. FIU 4/16/22
.....	Reached 40 vs. Fairfield 3/11/22
<u>20 Career Wins</u>	
Cailey Joyce	18 (8 at LaSalle, 10 at MU)
.....	Reached 10 at Marshall vs. Middle Tennessee 3/26/22
<u>100 Career Appearances</u>	
Sydney Nester	115 (83 at NCST, 32 at MU)
.....	Reached 100 at Ohio 3/16/22
<u>50 Career Starts</u>	
Sydney Nester	71 (46 at NCST, 25 at MU)
.....	Reached 50 vs. South Carolina 2/19/22
Cailey Joyce	38 (16 at LaSalle, 22 at MU)
<u>500 Career Innings Pitched</u>	
Sydney Nester	512.0 (341.0 at NCST, 171.0 at MU)
.....	Reached 100 with Marshall at UAB 3/20/22
.....	Reached 400 vs. MD Eastern Shore 3/4/22
.....	Reached 500 vs. FIU 4/15/22
<u>300 Career Innings Pitched</u>	
Cailey Joyce	271.2 (168.2 at LaSalle, 103.0 at MU)
.....	Reached 100 at Marshall vs. Charlotte 4/2/22
<u>100 Career Innings Pitched</u>	
Ashley Blessin	90.0
<u>600 Career Strikeouts</u>	
Sydney Nester	579 (344 at NCST, 235 at MU)
.....	Reached 400 vs. Kent State 2/25/22
.....	Reached 100 with Marshall vs. UMES 3/4/22
.....	Reached 450 vs. Winthrop 3/5/22
.....	Reached 500 vs. Middle Tennessee 3/25/22
.....	Reached 200 with Marshall at Florida Atlantic 4/8/22
<u>200 Career Strikeouts</u>	
Cailey Joyce	160 (91 at LaSalle, 69 at MU)
.....	Reached 150 vs. MD Eastern Shore 3/5/22
<u>1,200 Career Putouts</u>	
Aly Harrell	1,182
.....	Reached 1,000 vs. Howard 2/26/22
.....	Reached 1,100 vs. Middle Tennessee 3/27/22
<u>500 Career Putouts</u>	
Autumn Owen	511 (449 at GWU, 62 at MU)
.....	Reached 500 vs. Fairfield 3/13/22
Katie Adams	432
<u>250 Career Assists</u>	
Madison Whitaker	239 (193 at WSU, 46 at MU)
Armani Brown	218



Aly Harrell became the 12th member of the MUSB 200 Hits Club with a 1B in the 3rd inning vs. Charlotte on April 1, 2022.

@HerdSB



Mya Stevenson became the 2nd player in MUSB History with 50 home runs with a bomb against Middle Tennessee in game one.



Sydney Nester recorded her 500th career strikeout in the second inning of game one versus Middle Tennessee.

#BrickByBrick

CAREER

Batting Average (min. 200 AB)

1. .451 - Morgan Zerkle 2014-17
2. .410 - Kaelynn Greene 2013-16
3. **.406 - Saige Pye 2020-Pres.**
4. .405 - Rachel Folden 2005-08
5. **.390 - Aly Harrell 2018-Pres.**
6. .370 - Amanda Williams 2003-06
7. .355 - Sierra Davenport 2001-04
8. .352 - Elicia D'Orazio 2015-18
9. **.339 - Mya Stevenson 2019-Pres.**
10. .333 - Jeanne Noble 1994-95
11. .327 - Jordan Colliflower 2015-18
12. .321 - Caitlyn Jackson 2007-10
13. .318 - Joscelyn Bitner 2006-09
14. .317 - Ashley Gue 2010-13
15. **.316 - Grace Chelemen 2020-Pres.**
16. .312 - Nichole Corrigan 1999-02
17. .312 - Shaelynn Braxton 2013-15, '17
18. .311 - Carrie Hinkle 1994-97
19. .310 - Heather Michaelis 1994-95
20. .307 - Emileigh Cooper 2012-15
21. .305 - Rebecca Gamby 2009-12
22. .305 - Taylor Thompson 2010-12
23. **.301 - Katie Adams 2018-Pres.**

Slugging Percentage (min. 200 AB)

1. **.775 - Mya Stevenson 2019-Pres.**
2. .770 - Rachel Folden 2005-08
3. **.769 - Saige Pye 2020-Pres.**
4. **.748 - Aly Harrell 2018-Pres.**
5. .637 - Sierra Huerta 2019-21

On Base Percentage (min. 200 AB)

1. **.562 - Aly Harrell 2018-Pres.**
2. .519 - Rachel Folden 2005-08
3. .489 - Morgan Zerkle 2014-17
4. **.480 - Saige Pye 2020-Pres.**
5. .463 - Sierra Huerta 2019-21
6. .447 - Amanda Williams 2003-06
7. .439 - Kaelynn Greene 2013-16
8. .430 - Heather Michaelis 1994-95
9. **.428 - Mya Stevenson 2019-Pres.**
10. .405 - Rebecca Gamby 2009-12
11. .403 - Savannah Webster 2013-14
12. **.387 - Katie Adams 2018-Pres.**
13. .384 - Alysia Hively 2009-13
14. .384 - Elicia D'Orazio 2015-18

Toughest to Strikeout

1. .059 - Carrie Hinkle (44 K/743 AB) 1994-97
2. .062 - Aimee Anderson (22 K/354 AB) 1996-97
3. **.069 - Aly Harrell (37 K/534 AB) 2018-Pres.**
4. .070 - Caitlyn Jackson (46 K/661 AB) 2007-10

Runs Scored

1. 184 - Amanda Williams 2003-06
- ...
5. 142 - Kaelynn Greene 2013-16
6. 137 - Carrie Hinkle 1994-97
7. 133 - Sierra Davenport 2001-04
8. **132 - Aly Harrell 2018-Pres.**
9. 125 - Jessica Williams 2003-06
10. **123 - Mya Stevenson 2019-Pres.**
11. 120 - Stefanie Cook 1995-98

Hits

1. 299 - Kaelynn Green 2013-16
- ...
7. 231 - Carrie Hinkle 1994-97
8. 212 - Caitlyn Jackson 2007-10
9. 208 - Stefanie Cook 1995-98
10. **208 - Aly Harrell 2018-Pres.**
11. 204 - Nichole Corrigan 1999-2001
12. 201 - Jessica Williams 2003-06
13. 197 - Shaelynn Braxton 2013-15, '17
14. 191 - Alianna Telles 2009-12

Doubles

1. 69 - Amanda Williams 2003-06
2. 63 - Rachel Folden 2005-08
3. **47 - Aly Harrell 2018-Pres.**
4. 43 - Vanessa Clarkson 1999-2002
5. 43 - Taylor McCord 2015-18
- ...
11. 35 - Samantha Rodriguez 2005-08
12. 34 - Nichole Corrigan 1999-2002
13. 34 - Caitlyn Jackson 2007-10
14. 32 - Katalin Lucas 2013-16
15. 32 - Briana Daiss 2016-19
16. **32 - Mya Stevenson 2019-Pres.**
17. **30 - Katie Adams 2018-Pres.**

Home Runs

1. 58 - Rachel Folden 2005-08
2. **55 - Mya Stevenson 2019-Pres.**
3. **47 - Aly Harrell 2018-Pres.**
- ...
6. 29 - Rebecca Gamby 2009-12
7. 29 - Jazmine Valle 2010-13

8. 28 - Saige Pye 2020-Pres.

9. 27 - Leigh Winter 2003-06
10. 27 - Alianna Telles 2009-12

RBI

1. 196 - Rachel Folden 2005-08
2. 171 - Shaelynn Braxton 2013-15, '17
3. **161 - Aly Harrell 2018-Pres.**
4. **158 - Mya Stevenson 2019-Pres.**
5. 143 - Samantha Rodriguez 2005-08
6. 142 - Amanda Williams 2003-06
7. 138 - Jazmine Valle 2010-13
8. 126 - Leigh Winter 2003-06

Total Bases

1. 505 - Rachel Folden 2005-08
2. 408 - Amanda Williams 2003-06
3. **396 - Aly Harrell 2018-Pres.**
4. 381 - Morgan Zerkle 2014-17
5. **361 - Mya Stevenson 2019-Pres.**
6. 348 - Shaelynn Braxton 2013-15, '17
7. 323 - Alianna Telles 2009-12
8. 318 - Jazmine Valle 2010-13

Walks

1. **164 - Aly Harrell 2018-Pres.**
2. 147 - Rachel Folden 2005-08

Intentional Walks

1. 25 - Rachel Folden 2005-08
2. 7 - Alianna Telles 2009-12
3. **6 - Aly Harrell 2018-Pres.**
4. **4 - Katie Adams 2018-Pres.**

HBP

1. 53 - Marcena Bertoldo 2007-10
2. **50 - Aly Harrell 2018-Pres.**
3. 46 - Sierra Huerta 2019-21
4. 38 - Rebecca Gamb 2009-12
5. 35 - Vanessa Clarkson 1999-02

Games Reached Base Safely

- (Hit, BB, IBB, HBP, Error or Fielder's Choice)
1. 210 - Amanda Williams 2003-06
2. 210 - Rachel Folden 2005-08
3. 188 - Kaelynn Greene 2013-16
4. **187 - Aly Harrell 2018-Pres.**
5. 185 - Jessica Williams 2003-06
6. 182 - Sierra Davenport 2001-04
7. 182 - Elicia D'Orazio 2015-18
8. 181 - Alianna Telles 2009-12
9. 179 - Jazmine Valle 2010-13

Games With an RBI

1. 108 - Rachel Folden 2005-08
2. **97 - Aly Harrell 2018-Pres.**
3. 89 - Shaelynn Braxton 2013-15, '17
- ...
7. 79 - Taylor McCord 2015-18
8. 74 - Leigh Winter 2003-06
9. **73 - Mya Stevenson 2019-Pres.**
10. 72 - Alianna Telles 2009-12
11. 70 - Melanie Stoehr 2008-11

Fielding Percentage (min. 200 chances)

1. .993 - Carrie Michaelis 1996
2. .990 - Rossana Panuco 1997
3. **.987 - Aly Harrell 2018-Pres.**
4. .985 - Karri Britt 2000-03
5. .985 - Allis Webb 2001-04
6. .985 - Elizabeth DeShields 2018
7. .983 - Gina Guzzo 2004-07
8. **.983 - Katie Adams 2018-Pres.**
9. .982 - Taylor McCord 2015-18
10. .979 - Alysia Hively 2009-13

Putouts

1. 1,316 - Melanie Stoehr 2008-11
2. 1,302 - Sara Spenia 2003-06
3. 1,200 - Rebecca Gamby 2009-12
4. **1,182 - Aly Harrell 2018-Pres.**
5. 1,146 - Taylor McCord 2015-18
6. 1,013 - Rachel Folden 2005-08

Double Plays Turned

1. 55 - Sara Spenia 2003-06
2. 33 - Elicia D'Orazio 2015-18
3. **33 - Aly Harrell 2018-Pres.**
4. 30 - Melanie Stoehr 2008-11
5. 27 - Jessica Williams 2003-06

SINGLE SEASON

Batting Average (min. 75 AB)

1. .506 - Morgan Zerkle (89-176) - 2015
2. .486 - Kaelynn Green (86-177) - 2016
3. .482 - Morgan Zerkle (54-112) - 2016
4. .476 - Morgan Zerkle (79-166) - 2017
5. .463 - Saige Pye (37-80) - 2020
6. **.449 - Aly Harrell (48-107) - 2022**
7. .434 - Emileigh Cooper (53-122) - 2015

Slugging Percentage (min. 75 AB)

1. .910 - Mya Stevenson (78 AB) - 2020
2. .902 - Rachel Folden (153 AB) - 2008
3. .863 - Saige Pye (80 AB) - 2020
4. .833 - Sierra Huerta (78 AB) - 2020
5. **.832 - Mya Stevenson (107 AB) - 2022**
6. .819 - Aly Harrell (94 AB) - 2021
7. .789 - Morgan Zerkle (166 AB) - 2017

On Base Percentage (min. 75 AB)

1. **.619 - Aly Harrell (107 AB) - 2022**
2. .578 - Aly Harrell (133 AB) - 2019
3. .562 - Rachel Folden (153 AB) - 2008
4. .560 - Rachel Folden (157 AB) - 2007
5. .549 - Morgan Zerkle (176 AB) - 2015

Home Runs

1. 20 - Mya Stevenson - 2019
2. 18 - Rachel Folden - 2006
3. 17 - Rachel Folden - 2008
4. 16 - Shaelynn Braxton - 2014
5. **15 - Mya Stevenson - 2022**
6. 14 - Rachel Folden - 2007
7. 14 - Aly Harrell - 2019
8. **14 - Saige Pye - 2022**
9. 13 - Samantha Rodriguez - 2008
10. 12 - Alianna Telles - 2010
11. 12 - Rebecca Gamby - 2011
12. 12 - Taylor McCord - 2017
13. 12 - Mya Stevenson - 2020
14. 11 - Samantha Rodriguez - 2007
15. 11 - Aly Harrell - 2018

RBI

7. 54 - De'Shaun Drake - 2003
8. 52 - Taylor McCord - 2017
9. 47 - Amanda Williams - 2003
10. 47 - Rachel Folden - 2007
11. 45 - Amanda Williams - 2004
12. 44 - Samantha Rodriguez - 2008
13. 44 - Jazmine Valle - 2012
14. 44 - Briana Daiss - 2016
15. **44 - Mya Stevenson - 2022**

Lowest ERA (min. 50 IP)

1. 1.01 - Sara Gulla (201.1 IP) - 2000
2. 1.32 - Randi Nielson (196.0 IP) - 2003
3. 1.43 - Cristy Waring (271.1 IP) - 1996
4. 1.46 - Natasha Johnson (124.2 IP) - 2000
5. **1.47 - Sydney Nester (171.0 IP) - 2022**
6. 1.50 - Andi Williamson (238.0 IP) - 2012
7. 1.59 - Cristy Waring (292.0 IP) - 1997
8. 1.66 - Randi Nielson (168.1 IP) - 2004

Lowest Opp. Batting Avg. (min. 50 IP)

1. **.178 - Sydney Nester (171.0 IP) - 2022**
2. .180 - Natasha Johnson (124.2 IP) - 2000
3. .193 - Jordan Dixon (280.2 IP) - 2017
4. .195 - Randi Nielson (196.0 IP) - 2003
5. .195 - Andi Williamson (238.0 IP) - 2012

Most Ks/7 inn. (min. 50 IP)

1. **9.62 - Sydney Nester (171.0 IP) - 2022**
2. 8.27 - Sara Gulla (228.2 IP) - 2013
3. 7.90 - Andi Williamson (322.2 IP) - 2013
4. 7.88 - Andi Williamson (238.0 IP) - 2012

Shutouts

1. 12 - Cristy Waring - 1997
2. 11 - Abigail Tolbert - 2019
3. 10 - Cristy Waring - 1996
4. **9 - Sydney Nester - 2022**
5. 8 - Sara Gulla - 2000
6. 8 - Andi Williamson - 2012
7. 8 - Jordan Dixon - 2017

Strikeouts

1. 364 - Andi Williamson - 2013
2. 308 - Jordan Dixon - 2015
3. 294 - Jordan Dixon - 2017
4. 270 - Sara Gulla - 2001
5. 268 - Andi Williamson - 2012
6. 268 - Jordan Dixon - 2016
7. 245 - Jordan Dixon - 2014
8. **235 - Sydney Nester - 2022**
9. 214 - Sara Gulla - 2000

2022 TRENDS	
MARSHALL'S RECORD WHEN...	
at Home	18-0
Away	5-7
Neutral	6-4
Conference	11-4
Non-Conference	18-7
Record	29-11
Longest winning streak	11
Longest losing streak	4
Current streak	W - 4
Largest margin of victory	13
Largest margin of loss	8
One-Run Games	6-6
Two-Run Games	2-2
Three-Four Run Games	4-2
Five-Plus Run Games	17-1
Scoring zero-two runs	0-5
Scoring three-five runs	6-4
Scoring six-nine runs	18-2
Scoring 10+ runs	5-0
Out hit the opponent	25-2
Gets out hit by opponent	1-7
Hits are Even	3-2
Records five or fewer hits	1-5
Records six-nine hits	25-4
Records 10+ hits	13-2
In extra innings	2-0
In shutouts	10-2
Scoring first	21-2
Opponent scores first	8-9
Scoring in first inning	16-2
Ahead after fourth inning	23-2
Ahead after fifth inning	19-2
Ahead after sixth inning	15-1
Trailing after fourth inning	3-8
Trailing after fifth inning	2-6
Trailing after sixth inning	2-9
Tied after fourth inning	3-1
Tied after fifth inning	1-2
Tied after sixth inning	0-0
February	8-5
March	11-4
April	10-2
May	

THE LAST TIME...	
Occurred in 2022 in <i>Bold, Italics and Green</i>	
^^ - Team Record	
Offense	
<i>Scored 10-14 Runs</i>	<i>(4x in 2022) 11 vs. Charlotte, 4/2/22 (W, 11-10)</i>
<i>Scored 15+ Runs</i>	<i>15 vs. Howard, 2/25/22 (W, 15-2)</i>
.....	<i>previously, 15 at No. 11 Kentucky, 3/11/20 (L, 16-15)</i>
<i>Recorded 10-14 Hits</i>	<i>(13x in 2022) 10 vs. FIU, 4/16/22 (W, 8-0)</i>
<i>Recorded 15+ Hits</i>	<i>(2x in 2022) ^^19 vs. Charlotte, 4/2/22 (W, 11-10)</i>
.....	<i>previously, 16 vs. Maryland Eastern Shore, 3/5/22 (W, 14-1)</i>
.....	<i>^^19 vs. Charlotte tied team record set at Northern Kentucky, 4/9/14 (W, 17-0)</i>
<i>Hit 4-5 Doubles</i>	<i>(5x in 2022) 5 at Northern Kentucky, 4/12/22 (W, 4-2)</i>
<i>Hit 6+ Doubles</i>	<i>^^7 vs. Middle Tennessee, 3/27/22 (W, 9-1)</i>
.....	<i>previous record, 6 at Chattanooga, 3/20/21 (W, 9-2) & vs. UNC Greensboro, 2/8/15 (W, 8-0)</i>
<i>Hit 2+ Triples</i>	<i>^^2 vs. East Tennessee State, 2/21/20 (W, 5-4)</i>
.....	<i>done 13 times since 2000</i>
<i>Hit 2-4 Home Runs</i>	<i>(14x in 2022) 2 vs. Morehead State, 4/20/22 (W, 9-1)</i>
<i>Hit 5+ Home Runs</i>	<i>**5 vs. Saint Joseph's, 2/12/22 (W, 8-0)</i>
.....	<i>previously, 5 at No. 11 Kentucky (2x in 2020), 3/11/20, (L, 16-15)</i>
.....	<i>done 5 times since 2000</i>
.....	<i>others at NKU 4/9/14, vs. Presbyterian 2/16/19 & vs. Delaware State 2/28/20</i>
<i>30+ Total Bases</i>	<i>31 vs. Charlotte, 4/2/22 (W, 11-10)</i>
.....	<i>previously, 30 vs. Delaware State, 2/28/20 (W, 8-0)</i>
<i>Drew 5-9 Walks</i>	<i>(9x in 2022) 6 vs. Morehead State, 4/20/22 (W, 9-1)</i>
<i>Drew 10+ Walks</i>	<i>10 vs. Howard, 2/26/22 (W, 9-2)</i>
.....	<i>previously, 10 at Chattanooga, 3/20/21 (W, 9-2)</i>
<i>3-4 Hit-By-Pitches</i>	<i>(3x in 2022) 4 VS. FIU, 4/15/22 (W, 3-2)</i>
<i>5+ Hit-By-Pitches</i>	<i>5 vs. Howard, 2/26/22 (W, 9-2)</i>
<i>2+ Intentional Walks</i>	<i>2 at Florida Gulf Coast, 3/21/18 (W, 8-4)</i>
<i>10+ Combined BBs & HBPs</i>	<i>(2x in 2022) at Ohio, 3/16/22 (L, 8-7)</i>
<i>Stole 5-7 Bases</i>	<i>5 vs. Howard, 2/26/22 (W, 9-2)</i>
.....	<i>previously, 5 vs. UTSA, 3/23/19 (W, 7-0)</i>
<i>Stole 8-9 Bases</i>	<i>8 at Virginia Tech, 4/21/17 (W, 8-3)</i>
<i>Stole 10+ Bases</i>	<i>11 vs. UMass-Lowell, 2/17/18 (W, 4-2)</i>
<i>2+ Sacrifice Flies</i>	<i>^^3 at Hampton, 2/28/20 (W, 12-3)</i>
.....	<i>done 4 times since 2000</i>
<i>4+ Sacrifices</i>	<i>4 vs. Cal Poly, 2/9/19 (W, 6-5)</i>
<i>Struck Out 10+ Times</i>	<i>14 vs. Kent State, 2/25/22 (L, 1-0)</i>
.....	<i>previously, 14 at Kennesaw State, 2/22/20 (L, 10-6)</i>
<i>Had 0 Strikeouts</i>	<i>vs. Fairfield, 3/13/22 (W, 8-4)</i>
.....	<i>the other vs. South Carolina, 2/19/22</i>
<i>Was No Hit</i>	<i>at No. 12 USF, 2/8/13 (L, 8-0) (492 games)</i>
Pitching	
<i>Pitched a No-Hitter</i>	<i>vs. Purdue Fort Wayne (5 inn), 3/3/22 (W, 11-0)</i>
.....	<i>previously, May 11, 2017 vs. WKU at the C-USA Tournament (W, 2-0)</i>
<i>Pitched 10+ Strikeouts</i>	<i>(11x in 2022) 11 at Florida Atlantic, 4/10/22 (W, 3-2)</i>
<i>Pitched 0 Walks</i>	<i>(9x in 2022) at Northern Kentucky (game 2), 4/12/22 (L, 5-4)</i>
<i>Pitched 0 BBs back-2-back</i>	<i>vs. Purdue Fort Wayne (W, 8-0) & UMES, 3/4/22 (W, 4-0)</i>
.....	<i>previously, at MTSU (L, 6-2) & vs. FAU (W, 1-0), 4/11-4/16/21</i>
<i>Pitched 5-9 Walks</i>	<i>7 at Ohio, 3/16/22 (L, 8-7)</i>
<i>Pitched 10+ Walks</i>	<i>13 at USF, 2/21/15 (L, 18-5)</i>
<i>Held a Team Without a Run</i>	<i>(10x in 2022) vs. FIU, 4/16/22 (W, 8-0)</i>
<i>Allowed 10+ Runs</i>	<i>10 vs. Charlotte, 4/2/22 (W, 11-10)</i>
.....	<i>previously, 13 at Charlotte, 5/8/21 (L, 13-2)</i>
<i>Allowed 10+ Hits</i>	<i>(8x in 2022) 12 at Northern Kentucky, 4/12/22 (L, 5-4)</i>
<i>Pitched Consecutive Shutouts</i>	<i>4 games 3/3-5/22</i>
.....	<i>vs. Purdue Fort Wayne 2x, vs. UMES & vs. Winthrop</i>
.....	<i>4 games May 4-9, 2019 vs. Florida Atlantic (2x), UTSA and North Texas</i>
Defense	
<i>30+ Putouts</i>	<i>30 vs. WKU (10 inn.), 3/13/15 (W, 2-0)</i>
<i>10-14 Assists</i>	<i>(8x in 2022) 11 vs. FIU, 4/16/22 (W, 8-0)</i>
<i>15+ Assists</i>	<i>15 vs. Louisville, 4/23/19 (L, 5-4)</i>
<i>3-4 Errors</i>	<i>(3x in 2022) 4 vs. Charlotte, 4/2/22 (W, 11-10)</i>
<i>5+ Errors</i>	<i>5 vs. Lipscomb, 2/14/20 (L, 14-6)</i>
<i>2+ Double Plays</i>	<i>2 at No. 11 Kentucky, 3/11/20 (L, 16-15)</i>
<i>5-7 Stolen Bases Allowed</i>	<i>(6x in 2022) 6 vs. FIU, 4/14/22 (W, 6-0)</i>
<i>8+ Stolen Bases Allowed</i>	<i>^^9 at Georgia, 2/23/02 (L, 6-1)</i>
.....	<i>**NCAA All-time leader Nicole Barber had 3</i>
<i>Current Errorless Streak</i>	<i>1, last error top 4th vs. Morehead State, 4/20/22 (W, 9-1)</i>
<i>Beat a Top 25 Team</i>	<i>April 2, 2008, at #24 Ohio State (11-0 & 6-1)</i>

THE LAST TIME...BY A MARSHALL PLAYER

Hit for the Cycle.....	Mya Stevenson 4-for-4 (3B, 1B, HR, 2B) at Charlotte (1), 3/16/19 (W, 7-5)
.....	only other cycle in team history by Jeanne Noble vs. Dayton in 1994
Had 4 Hits.....	Lauren Love 4-for-4 vs. Howard, 2/25/22 (W, 15-2)
.....	previously, Aly Harrell 4-of-5 vs. Florida Atlantic, 4/17/21 (W, 8-7)
Had 5+ Hits.....	^^Morgan Zerkle, 5-for-5 vs. Bucknell, 2/14/15 (W, 11-3)
Scored 3+ Runs	(4x in 2022) ^^Autumn Owen (4) vs. Charlotte, 4/2/22 (W, 11-10)
.....	Last time 2 players scored 3-4 runs in same game, Eloise Tribolet (3) & Elicia D'Orazio (3) at UNC Greensboro 3/21/17 (W, 13-3)
Drove in 3-4 Runs.....	(17x in 2022) Mya Stevenson (3) & Autumn Owen (3) vs. Morehead State, 4/20/22 (W, 9-1)
Drove in 5+ Runs.....	(2x in 2022, Stevenson the other at UAB-5) Saige Pye, 6 vs. Charlotte, 4/1/22 (W, 11-4)
Hit 2 Doubles	(7x in 2022) Saige Pye at Florida Atlantic, 4/8/22 (W, 7-2)
Hit 3+ Doubles	^^Saige Pye, 3 vs. Florida Atlantic (game 2), 4/17/21 (W, 8-7)
.....	^^the others Deanna Tourville, 3 vs. Ohio, 4/16/05 & Nichole Corrigan, 3 vs. Miami (OH), 5/5/00
Hit 2+ Triples	^^Amanda Williams, 2 vs. Bowling Green, 3/31/04 (W, 10-1)
Hit 2 Home Runs	(3x in 2022, Stevenson-2x, Pye the other) Mya Stevenson at Florida Atlantic, 4/8/22 (W, 7-2)
Hit 3+ Home Runs	^^Shaelynn Braxton, 3 at Northern Kentucky, 4/9/14 (W, 17-0)
.....	^^the other Rachel Folden, 3 vs. Austin Peay, 3/4/06 (W, 8-0)
Hit Back-to-Back HRs.....	Saige Pye & Mya Stevenson 7th inn. at Florida Atlantic, 4/8/22 (W, 7-2)
.....	previously, Mya Stevenson & Kat Sackett 3rd inn. vs. Florida Atlantic, 4/17/21 (L, 11-9)
Hit back-to-back-to-back HRs.....	^^Rachel Folden (inside-the-park), Samantha Rodriguez, Caitlyn Jackson
.....	at Morehead State, 4/15/08 (W, 3-1)
Walked 3 Times.....	(5x in 2022 all by Harrell) Aly Harrell vs. Charlotte, 4/2/22 (W, 11-10)
Walked 4+ Times.....	^^Aly Harrell, 4 vs. WKU, 4/7/19 (W, 8-7)
.....	done 4 times since 2000
.....	^^Jessica Williams (2x) vs. BGSU 2/14/03 & vs. Southern Miss, 5/11/06, Raquel Escareno at Wright State, 4/16/14
HBP 2 Times	(5x in 2022 Pye & Harrell-4x) Aly Harrell vs. FIU, 4/15/22 (W, 3-2)
HBP 3 Times	^^Aly Harrell at No. 20 James Madison, 3/27/19 (L, 8-5)
.....	^^the other Sarah Chamberlain vs. Buffalo, 3/29/02
Stole 3-4 Bases.....	Hannah Giammarino, 3 vs. Rider, 3/3/19 (W, 10-2)
Stole 5+ Bases.....	^^Morgan Zerkle, 5 vs. Delaware State, 3/5/17 (W, 9-3)
.....	^^ the other Kaelynn Greene, 5 vs. Toledo, 3/15/16
Had a Walk-Off	Grace Chelemen RBI 1B (Lauren Love scored) 8th inn. vs. Charlotte, 4/2/22 (W, 11-10)
.....	previously Aly Harrell RBI 2B (Paige Halliwill scored) 9th inn. vs. Florida Atlantic (game 2), 4/17/21 (W, 8-7)
Had a Walk-Off HR	Rachel Rousseau (solo leadoff) 8th inn. vs. WKU, 4/7/19 (W, 8-7)
Had a Walk-Off 3B.....	Jazmine Valle (Bri Anna Hope scored) 11th inn. vs. Memphis, 3/29/13 (W, 1-0)
.....	first walk-off triple in program history since 2000
Had a Walk-Off 2B.....	Aly Harrell (Paige Halliwill scored) 9th inn. vs. Florida Atlantic (game 2), 4/17/21 (W, 8-7)
Had a Walk-Off 1B	Grace Chelemen (Lauren Love scored) 8th inn. vs. Charlotte, 4/2/22 (W, 11-10)
.....	Blakely Burch (Rachel Pennington scored) 8th inn. vs. East Tennessee State, 2/21/20 (W, 5-4)
Had a Walk-Off Stolen Base.....	Elicia D'Orazio stole home in bottom 8th vs. Lipscomb (2-1), 2/10/17 (W, 2-1)
Had a Walk-Off Walk	Marcena Bertoldo (Jessica Hughes scored) 9th inn. vs. East Carolina (8-7), 2/19/10 (W, 8-7)
Had a Walk-Off Sac Fly	Alyssa Woodrum (Jazmine Valle scored) 8th inn. vs. Florida Atlantic (2-1), 2/10/13 (W, 2-1)
Had a Walk-Off Sac Bunt	Melissa Loesing (Samantha Spurlock scored) 7th inn. vs. Boston, 2/26/10 (W, 13-12)
.....	completed 7-run inning as MUSB trailed 12-6 entering bottom of 7th
Had a Walk-Off on an Error.....	Jessica Hughes (Marcena Bertoldo scored on E6) 9th inn. vs. Wright State (5-4), 4/14/10 (W, 5-4)
Allowed a Walk-Off.....	(2x in 2022) at UAB by Jolie Readeaux - 7th inn. 2 RBI 3B, 3/20/22 (L, 8-7)
.....	the other by Caitlin Fogue of Ohio - 7th inn. RBI GO 3U, 3/16/22
Pitched 10+ Innings	Jordan Dixon, 11.1 vs. Illinois NCAA Regionals, 5/18/17 (L, 3-2)
Struck Out 10+ Batters	(10x in 2022 all Nester) Sydney Nester, 11 at Florida Atlantic, 4/10/22 (W, 3-2)
.....	previously, Jordan Dixon, 10 at Virginia Tech, 4/21/17 (W, 8-3)
Pitched a Shutout	(10x in 2022 Nester-9, Joyce-1) Sydney Nester vs. FIU, 4/16/22 (W, 8-0)
Pitched a No-Hitter	Sydney Nester vs. Purdue Fort Wayne (5 inn.), 3/3/22 (W, 11-0)
.....	previously, Jordan Dixon vs. WKU C-USA Tourn., 5/11/17 (W, 2-0)
Recorded 10+ Putouts	(12x in 2022) Aly Harrell, 10 vs. FIU, 4/16/22 (W, 8-0)
Recorded 4-5 Assists	(12x in 2022) Madison Whitaker, 4 vs. FIU, 4/15/22 (W, 3-2)
Recorded 6+ Assists.....	^^ Madison Whitaker, 8 at Middle Tennessee, 4/9/21 (L, 9-8)
.....	done 4 times since 2000
.....	^^ the others Leigh Wintter vs. Houston 4/14/06, Marcena Bertoldo at Morehead St. 4/15/08 & Amanda Lara vs. Ga. Southern 2/11/12
Catcher with 2 Runners Caught Stealing.....	Kat Sackett at FIU, 4/24/21 (W, 12-6)
Catcher with 3+ Runners Caught Stealing	^^Taylor McCord, 3 at Florida Atlantic, 3/24/18 (W, 4-0)
.....	^^ the other Allison Webb, 3 at Buffalo, 5/1/04
Catcher with 2 runners Caught Stealing in same inning	Taylor McCord (5th inning) vs. Florida Atlantic, 4/8/17 (W, 4-2)

EARLY SEASON TOURNAMENT HIGHLIGHTS - THE BUZZ CLASSIC, 3-1 RECORD

2021 Georgia Tech Softball Saint Joseph's vs Marshall Feb 11, 2022 at Atlanta, Ga. (Mewborn Field)

Saint Joseph's 0 (1-0)										Marshall 8 (1-0)											
Player	ab	r	h	rb	bb	so	po	a	lob	Player	ab	r	h	rb	bb	so	po	a	lob		
Jordan Hinkle lf	3	0	1	0	2	0	0	0	0	CHELEMAN, Grace cf	2	1	0	0	1	1	0	0	0		
Sayla Tauber 2b	3	0	0	0	1	0	0	1	0	HARRELL, Aly 1b	3	1	1	1	0	0	6	0	0		
Sarah Cancila rf	2	0	0	0	1	1	0	0	0	PYE, Saige dh	3	1	1	3	0	0	0	0	0		
Madison Fife c	2	0	0	0	2	4	0	0	0	ADAMS, Katie c	3	1	2	1	0	1	12	2	0		
Valley Malito dh	2	0	0	0	2	0	0	0	0	LEE, Amaya pr	0	0	0	0	0	0	0	0	0		
Taylor Marinelli 3b	2	0	1	0	1	1	4	0	0	STEVENSOM, Mya rf	3	1	1	1	0	0	0	0	0		
Amaya Herr p	2	0	0	0	0	0	0	0	0	OWEN, Autumn 3b	2	1	1	0	0	1	0	1	0		
Saige Stutz p	0	0	0	0	0	0	0	0	0	WHITAKER, Madison ss	2	1	1	2	0	0	0	0	0		
Myssa Notaranni 1b	2	0	0	0	2	7	1	0	0	KENNEY, Kay Kay lf	2	1	1	0	0	1	0	0	0		
Early Rybinski ss	2	0	0	0	2	1	0	0	0	BROWN, Armani 2b	1	0	0	0	0	0	0	1	0		
Saige Smithzewski cf	0	0	0	0	0	0	1	0	0	NESTER, Sydney p	0	0	0	0	0	0	0	1	0		
Totals	20	0	2	0	0	13	15	6	2	Totals	21	8	8	8	1	4	18	5	0		
score by Innings										score by Innings											
	1	2	3	4	5	6	7	R	H	E		1	2	3	4	5	6	7	R	H	E
Saint Joseph's	0	0	0	0	0	0	0	0	2	0	Saint Joseph's	0	0	0	0	0	0	0	0	0	0
Marshall	0	1	0	1	5	1	0	8	8	1	Marshall	0	0	0	0	0	0	0	0	0	0

Score by Innings: 1 2 3 4 5 6 R H E
 Saint Joseph's 0 0 0 0 0 0 0 2 0
 Marshall 0 1 0 1 5 1 8 8 1

LOB - OWEN, A.; LOB - SU 2, 2B - Marinelli; ADAMS, K.; HR - HARRELL, A.; PYE, S.; ADAMS, K.; STEVENSON, M.; WHITAKER, M.; SH - BROWN, A.; SB - CHELEMAN, G.; KENNEY, K.

Win - NESTER, S. (1-0). Loss - Herr (0-1). Save - None.

Umpires - HP: Wilson Lieske 1B: Aaron Golden 3B: Ted Broyles
 Start: 10 a.m. Time: 1:32 Attendance:
 Weather: Pretty damn nice actually
 Herr faced 2 batters in the 5th.
 Stutz faced 1 batter in the 6th.

2022 Georgia Tech Softball Marshall vs Saint Joseph's Feb 12, 2022 at Atlanta, Ga. (Mewborn Field)

Marshall 6 (3-1)										Saint Joseph's 4 (0-4)										
Player	ab	r	h	rb	bb	so	po	a	lob	Player	ab	r	h	rb	bb	so	po	a	lob	ava
CHELEMAN, Grace cf	4	1	1	0	1	2	0	1	125	Kayla Tauber 2b	3	1	2	0	1	0	1	4	0	385
HARRELL, Aly 1b	4	0	1	1	0	0	0	0	0	Jordan Hinkle cf	4	0	1	1	0	0	0	0	0	332
ULRICH, Brooklyn pr	0	0	0	0	0	0	0	0	0	Madison Fife c	2	1	1	0	2	0	6	0	1	400
PYE, Saige dp	4	0	0	0	1	0	0	1	0	Taylor Marinelli 3b	3	1	1	0	1	0	3	3	3	333
ADAMS, Katie c	2	1	1	1	0	3	0	0	0	Kashlin Kashi 1b	3	0	1	1	0	1	9	1	1	222
COLEMAN, Alex pr	0	1	0	0	0	0	0	0	0	Hailey Malito rf	3	0	0	1	0	1	2	0	0	094
STEVENSOM, Mya rf	3	1	2	1	0	0	1	0	0	Amaya Herr dp	3	0	0	0	0	0	0	0	0	000
LOVE, Lauren lf	3	1	2	0	0	1	1	1	0	Kari Rhyndale ss	3	1	0	0	0	0	0	0	0	182
OWEN, Autumn 3b	3	0	1	0	2	0	2	0	0	Sarah Cancila lf	3	0	0	0	0	0	3	0	0	000
MICHALLAS, Camryn ss	2	0	0	0	0	3	3	0	0	Emily Siler p	0	0	0	0	0	0	0	0	0	-
KENNEY, Kay Kay ph	1	0	0	0	1	0	0	0	0	Totals	27	4	7	4	3	3	21	9	5	
BROWN, Armani 2b/pr	1	1	0	0	0	1	1	0	0											
LUCAS, Rielly ph/lf	1	0	0	0	1	0	0	0	0											
JOYCE, C. p	0	0	0	0	0	0	0	0	-											
BLESSIN, Ashley p	0	0	0	0	0	0	1	0	-											
NESTER, Sydney p	0	0	0	0	0	0	0	2	0											
Totals	28	6	7	5	2	6	21	10	3											

Score by Innings: 1 2 3 4 5 6 R H E
 Marshall 2 0 0 1 0 2 1 6 7 0
 Saint Joseph's 3 1 0 0 0 0 0 4 7 0

LOB - MAR 3; SJU 5, 2B - CHELEMAN, G.(1); ADAMS, K.(2); STEVENSON, M. 2(2); OWEN, A.(1); HR - LOVE, Lauren(1); SB - Tauber(1); Rybinski(1).

Win - NESTER, S. (3-0). Loss - Siler (0-3). Save - None.

Umpires - HP: Aaron Golden 1B: Emeric Addison 3B: Wilson Lieske
 Start: 6:50 Time: 1:50 Attendance: 54
 Weather: Light and breezy

Win - NESTER, S. (3-0). Loss - Siler (0-3). Save - None.

Umpires - HP: Aaron Golden 1B: Emeric Addison 3B: Wilson Lieske
 Start: 6:50 Time: 1:50 Attendance: 54
 Weather: Light and breezy



Sydney Nester starred in her MUSB debut going 3-0 with a 0.00 ERA, and 25 strikeouts in 14 innings.

@HerdSB

2021 Georgia Tech Softball Marshall vs Villanova Feb 11, 2022 at Atlanta, Ga. (Mewborn Field)

Marshall 1 (1-1)										Villanova 9 (1-0)									
Player	ab	r	h	rb	bb	so	po	a	lob	Player	ab	r	h	rb	bb	so	po	a	lob
CHELEMAN, Grace cf	3	0	0	0	1	0	0	1	0	Angela Giampolo 2b	4	0	0	0	2	1	1	0	0
HARRELL, Aly 1b	2	0	0	0	1	5	0	1	0	Paige Rauch p/lf	3	0	1	1	0	0	1	0	0
PYE, Saige dh	1	0	0	0	0	0	0	0	0	Chloe Smith 1b	1	1	1	2	0	0	0	0	0
ADAMS, Katie c/dh	2	0	0	0	1	3	1	1	0	Megan Kern ss	2	1	1	2	0	1	1	0	0
OWEN, Autumn c/ph	1	0	0	0	1	0	0	0	0	Erin Gray pr	0	0	0	0	0	0	0	0	0
COLEMAN, Alex lf	0	0	0	0	0	0	0	0	0	Ava Franz 3b	2	0	0	1	1	0	1	1	2
STEVENSOM, Mya rf	2	0	0	0	0	2	0	0	0	Ally Jones c	3	0	0	0	1	6	0	2	0
WHITAKER, Madison ss	2	0	1	0	1	1	0	0	0	Tess Cites rf	1	3	1	1	0	0	0	0	0
ULRICH, Brooklyn pr	0	1	0	0	0	0	0	0	0	Ryan Henry dh	2	1	2	0	0	0	0	0	0
KENNEY, Kay Kay lf	0	1	0	0	1	0	0	0	0	Alexa Raphael pr	0	1	0	0	0	0	0	0	0
MICHALLAS, Camryn 3b	2	0	1	0	0	0	2	0	0	Victoria Sebastian 1b	0	1	0	0	0	0	0	0	0
BROWN, Armani 2b	1	0	0	0	0	1	0	0	0	Sydney Hayes cf	2	1	1	1	0	0	0	0	0
LOVE, Lauren 2b	1	0	1	0	0	1	0	0	0	Emily Orr ph	0	0	0	0	0	0	0	0	0
JOYCE, C. p	0	0	0	0	0	0	0	0	0	Dani Dabroski lf/pr	0	1	0	0	0	0	2	0	0
FERINGA, Bub p	0	0	0	0	0	0	0	0	0	Totals	21	9	8	8	4	3	15	4	7
BLESSIN, Ashley p	0	0	0	0	0	0	0	0	0										
Totals	18	1	3	1	0	6	13	6	3										
Score by Innings										Score by Innings									
	1	2	3	4	5	6	7	8	9		1	2	3	4	5	6	7	8	9
Marshall	0	0	0	0	1	1	3	1											
Villanova	2	3	2	1	1	9	8	0											

Score by Innings: 1 2 3 4 5 6 R H E
 Marshall 0 0 0 0 1 1 3 1
 Villanova 2 3 2 1 1 9 8 0

Note: 1 out, 3 runners LOB when the game ended.

E - WHITAKER, P.(1), LOB - MAR 3; VU 7, HR - Kern, M.; Cites, T.; HBP - PYE, S.; Smith, C. 2; Cites, T.; Orr, E.; SB - Smith, C.; Gray, E.; Henry, R.; Raphael, A.; Hayes, S.; CS - Hayes, S.

Win - Rauch, P. (1-0). Loss - JOYCE, C. (0-1). Save - None.

Umpires - HP: Tim Kasate 1B: Ted Broyles 3B: Emeric Addison

Start: 12:30 Time: 1:50 Attendance: 80

Weather: Warm and sunny as it should be

JOYCE, C. faced 4 batters in the 2nd.

Highlights from the Buzz Classic

Friday vs. Saint Joseph's
 - Sydney Nester struck out 13 in her very first start in a Marshall uniform. The North Carolina State transfer shut out the Hawks allowing just two hits and zero walks in the complete game win. Nester struck out at least two in every inning, including the side in the second.
 - Marshall bats opened the 2022 season tying a team single-game record with five home runs. Katie Adams hit the first in the second inning, followed by Aly Harrell in the 4th, Madison Whitaker and Saige Pye in the fifth and finally Mya Stevenson in the sixth. Stevenson's solo homer to lead off the inning ended the game with the 8-0 win.
 - The Herd had eight different players score a run
 - Autumn Owen tallied her first Marshall hit and run scored as the Gardner-Webb transfer led off the fifth with a single and then scored on Madison Whitaker's home run to center.
 - Katie Adams had two hits with a home run and a double.
 - Aly Harrell and Mya Stevenson remained tied for second in team history in career home runs with 41, after one homer each.
 - Aly Harrell's solo home run also gave the fifth-year senior her 80th career game with a run driven in, tying her with Samantha Rodriguez for 5th-most in team history. Harrell added two more games during the weekend and is now fifth by herself with 82.

Friday vs. Villanova

- Freshman Lauren Love recorded her first career hit and RBI in her very first plate appearance. Love came in to pinch hit in the top of the fifth with one runner on base and two outs. Love battled with preseason All-American pitcher Paige Rauch for a 10-pitch at bat, Love finally won with a single to center that score the run.
 - Freshman Brooklyn Ulrich scored her first career run. Ulrich was in to pinch run at first for Madison Whitaker in the fifth. Ulrich later scored on Love's single

EARLY SEASON TOURNAMENT HIGHLIGHTS - THE BATTLE AT THE BEACH, 2-3 RECORD

The Automated ScoreBook Marshall vs South Carolina Feb 18, 2022 at Conway, S.C. (St. John Stadium)

Marshall 5 (3-2)										South Carolina 7 (4-2)									
Player	ab	r	h	ri	bb	so	po	a	lob	Player	ab	r	h	ri	bb	so	po	a	lob
CHELEMAN, Grace cf	4	0	2	1	0	0	3	0	0	Maddie Gallagher 2b	3	2	2	2	1	0	4	4	0
HARRELL, Aly 1b	2	0	1	0	2	0	5	0	0	Jordan Fabian 1b	3	0	0	1	0	1	7	0	1
STEVENSON, Mya rf	4	0	0	0	0	4	0	2	0	Hannah Kumiyama c/dp	4	1	2	2	0	0	0	0	2
ADAMS, Katie c/dp	4	0	0	0	0	1	0	1	0	Olivia Cook pr	0	0	0	0	0	0	0	0	0
PYE, Saige dp/lf	3	1	1	0	1	0	0	0	0	Katie Prebbie lf	4	2	2	1	0	1	0	0	0
LEE, Amaya pr	0	1	0	0	0	0	0	0	0	Riley Blampied 3b	2	0	1	0	1	0	2	0	0
COLEMAN, Alex if	0	0	0	0	0	0	0	0	0	Emma Sellers ss	4	0	2	1	0	0	4	1	2
KENNEY, Kay Kay pr	0	0	0	0	0	0	0	0	0	Marissa Gonzalez cf	3	0	0	0	0	0	4	0	2
LOVE, Lauren 7b	3	2	1	1	0	1	2	1	1	Kassidy Knupit ph	1	0	0	0	0	0	0	0	2
WHITAKER, Madison ss	2	1	0	0	1	1	1	0	0	Giulia Desiderio dp/c	2	2	0	0	0	0	2	0	0
NICHALLAS, Camryn 3b	3	0	1	2	0	0	1	0	0	Carlie Henderson of	3	0	1	0	0	0	0	0	0
BROWN, Armani 2b	0	0	0	0	0	0	1	0	0	Leah Powell p	0	0	0	0	0	0	0	0	0
OWEN, Autumn p/c	2	0	0	1	0	0	2	0	1	Rachel Vaughan p	0	0	0	0	0	0	0	0	0
BLESSIN, Ashley p	0	0	0	0	0	0	3	0	0	Totals	29	7	10	7	2	3	21	7	9
JOYCE, C. p	0	0	0	0	0	0	0	0	0										
Totals	27	5	7	4	5	2	18	7	7										

Score by Innings	1	2	3	4	5	6	7	R	H	E
Marshall	0	3	2	0	0	0	0	5	7	2
South Carolina	2	3	1	1	0	0	X	7	10	2

E - MICHALLAS, C(2); R. Blampied(3); M. Gonzalez(1); LOR - MAR 7; SC 9-2B - PYE, S(1); LOVE, Lauren(1); M. Gallagher(2); C. Henderson(1); HR - M. Gallagher(1); H. Kumiyama(1); K. Prebbie(3); HBP - R. Blampied; G. Desiderio. SF - OWEN, A(1); J. Fabian(1).

Marshall	ip	h	r	er	bb	so	ab	bf	South Carolina	ip	h	r	er	bb	so	ab	bf
BLESSIN, Ashley	1.1	5	4	4	0	1	9	10	Leah Powell	3.0	5	5	4	2	13	18	5
JOYCE, C.	4.2	5	3	2	2	2	20	24	Rachel Vaughan	4.0	2	0	0	1	0	14	15

Win - R. Vaughan (1-0). Loss - JOYCE, C. (0-2). Save - None.
WP - JOYCE, C.(1); L. Powell(4). HBP - by BLESSIN, A. (G. Desiderio); by JOYCE, C. (R. Blampied).

Umpires - HP: Edward Walker 1B: Wayne Griffin 3B: Jon Chambers
Start: 12:02 PM Time: 2:23 Attendance: 183
Weather: 69 degrees, partly cloudy, wind

The Automated ScoreBook Marshall at Coastal Carolina Feb 19, 2022 at Conway, S.C. (St. John Stadium)

Marshall 9 (4-4)										Coastal Carolina 7 (5-3)									
Player	ab	r	h	bb	so	po	a	lob		Player	ab	r	h	bb	so	po	a	lob	
HARRELL, Aly 1b	3	0	1	1	0	0	0	0	Roose, Keirstin 3b	4	0	2	0	0	1	0	1	0	
CHELEMAN, Grace cf	3	0	1	1	0	1	0	0	Montoya, Abbey ss	3	1	1	0	0	1	0	1	2	
STEVENSON, Mya rf	3	1	1	1	2	0	0	0	Zana, Riley 2b	3	1	0	0	1	1	3	1	1	
PYE, Saige dp	2	0	0	0	0	0	0	5	De Jesus, Iyanla dp/ph	3	1	2	1	0	0	0	0	0	
LEE, Amaya pr	0	1	0	0	0	0	0	0	Robinson, daVidria pr	0	0	0	0	0	0	0	0	0	
LUCAS, Ryleigh ph	1	1	1	0	0	0	0	0	Ellis, Kennedy rf	0	0	0	0	0	0	1	0	0	
LOVE, Lauren 2b	4	1	1	0	0	2	5	0	Jennings, Maddy c	3	1	1	1	1	7	0	0	0	
BROWN, Armani 2b	0	0	0	0	0	0	0	0	Jankay, Abby 1b	4	1	2	3	0	1	4	1	0	
KENNEY, Kay Kay if	4	1	1	1	0	1	0	0	Wrightman, Jay rf	2	0	0	0	0	1	3	0	0	
ADAMS, Katie c	2	1	0	0	1	6	0	0	BeasleyPolko,Kaitlin p/dp	2	0	0	0	0	0	0	0	2	
FERINGA, Bub ph	1	1	1	2	0	0	0	0	Hudson, Madison of	3	1	1	1	0	1	2	0	1	
NICHALLAS, Camryn ss	4	1	1	2	0	0	3	1	Eberole, Payton if	2	1	2	0	1	0	0	0	0	
OWEN, Autumn 3b	4	1	2	1	0	1	2	0	Jennings, Nicolette p	0	0	0	0	0	0	0	0	0	
JOYCE, C. p	0	0	0	0	0	1	0	0	Redman, Maddie p	0	0	0	0	0	0	0	0	0	
NESTER, Sydney p	0	0	0	0	0	0	0	0	Brabham, Raalee p	0	0	0	0	0	0	0	1	0	
Totals	31	9	10	9	1	5	21	11	6	Totals	29	7	11	6	4	6	21	6	

Score by Innings	1	2	3	4	5	6	7	R	H	E
Marshall	0	4	0	1	0	0	4	9	10	0
Coastal Carolina	0	1	0	0	0	0	6	7	11	2

E - Jankay, A(2); Picone, N(2). DP - MAR 1; LOB - MAR 6; CCU 6-2B - CHELEMAN, G(2); KENNEY, K(1); De Jesus, I(3); Jennings, M(4); Eberole, P(1); HR - STEVENSON,M(3); FERINGA, B(1); OWEN, A(1); Jankay, A(1); Hudson, M(1); HBP - HARRELL, A.; PYE, S.; ADAMS, K. SF - CHELEMAN, G(1); De Jesus, I(1).

Marshall	ip	h	r	er	bb	so	ab	bf	Coastal Carolina	ip	h	r	er	bb	so	ab	bf
JOYCE, C.	6.2	11	7	6	4	6	28	33	Picone, Nicolette	1.2	2	4	3	1	2	17	12
NESTER, Sydney	0.1	0	0	0	0	0	1	1	Redman, Maddie	1.2	4	1	1	0	1	8	8
									Brabham, Raalee	3.2	4	3	0	0	2	16	16

Win - JOYCE, C. (1-2). Loss - Picone, N (2-2). Save - NESTER, S. (1).
WP - Brabham, R(1); HBP - by Picone, N (PYE, S.); by Picone, N (ADAMS, K.); by Picone, N (HARRELL, A.). PB - ADAMS, K.(2); Jennings, M(2).

Umpires - HP: Edward Walker 1B: Wayne Griffin 3B: David Southard
Start: 3:05 PM Time: 2:36 Attendance: 310
Weather: 61 degrees, sunny/breezy

From The Battle at the Beach

Friday vs. South Carolina

- After trailing 2-0, Marshall responded with three runs in the top of the second, and then two runs in the third to tie the game at 5-5. The Herd eventually slowed down South Carolina, but lost 7-5.
- Grace Chelemen had two hits and Camryn Michallas had two RBI.
- Aly Harrell drew her first two walks of the season.
- Mya Stevenson had a diving catch in right to record the first out in the third.
- Ashley Blessin started in the circle and pitched into the second. Cailey Joyce came on and threw the last 4.2 innings. Both players allowed five hits. Joyce struck out two.

Friday at Coastal Carolina

- Aly Harrell hit her 42nd career home run in the top of the first to get the Herd on the scoreboard and put her into a tie with Stevenson again for second all-time in team history.
- Saige Pye hit a 2-run home run in the third, caught by team manager Jon Crispino, over the centerfield wall. It was her 16th in a Herd uniform and 17th career.
- Sydney Nester pitched the complete game. Struck out eight and gave up just one earned run out of four allowed, her first earned run in a Marshall uniform. Nester took her first Herd loss.
- Coastal scored three runs in the bottom of the sixth to take a 4-3 lead, two runs on an error.
- Harrell finished the game with two hits.
- Madison Whitaker had two hits.

Saturday vs. South Carolina

- The Gamecocks scored the first four runs through the top of the third.
- Madison Whitaker went down with an injury in the second inning causing a defensive shakeup. Lauren Love was in left and moved to the infield. Kay Kay Kenney entered in left.
- Kenney's first plate appearance of the game came in the bottom of the third following a walk to Grace Chelemen and then a single up the middle by Aly Harrell. Kenney took a 1-I pitch over the fence in center for her first home run of the season and second of her career. The 3-run shot pulled the Herd within one, 4-3.
- Marshall had chances during the game, but could not find the timely hit.
- South Carolina added three more runs in the top of the seventh.
- Sydney Nester earned her second loss of the season, tossing 6.1 innings, allowed

The Automated ScoreBook Marshall at Coastal Carolina Feb 18, 2022 at Conway, S.C. (St. John Stadium)

Marshall 3 (3-3)										Coastal Carolina 4 (4-2)									
Player	ab	r	h	ri	bb	so	po	a	lob	Player	ab	r	h	ri	bb	so	po	a	lob
CHELEMAN, Grace cf	4	0	0	0	1	0	0	2	0	Roose, Keirstin 3b	3	0	0	0	1	2	0	3	1
HARRELL, Aly 1b	3	2	2	1	0	0	9	0	0	Montoya, Abbey ss	3	0	2	0	0	0	1	0	0
ULRIKH, Brooklyn pr	0	0	0	0	0	0	0	0	0	Zana, Riley 2b	3	0	1	0	0	1	6	2	0
PYE, Saige dp	2	1	2	1	1	0	0	0	0	De Jesus, Iyanla dp	3	1	1	0	0	1	0	0	0
ADAMS, Katie c	3	0	0	0	1	6	1	0	0	Jennings, Maddy c	3	0	1	0	0	1	5	0	2
STEVENSON, Mya rf	3	0	0	0	1	0	0	2	0	Ellis, Kennedy pr	0	1	0	0	0	0	0	0	0
LOVE, Lauren 7b	3	0	0	0	0	1	0	0	0	Jankay, Abby 1b	3	1	2	2	0	0	12	0	0
WHITAKER, Madison ss	2	2	0	1	0	0	0	0	0	Wrightman, Jay rf	3	0	0	0	0	2	0	0	1
COLEMAN, Alex pr/lf	0	0	0	0	0	0	0	0	0	Hudson, Madison of	2	0	0	0	0	0	0	0	0
MICHAELAS, Camryn 3b	3	0	1	0	0	0	4	0	0	Schreckengost, Shae ph	1	0	0	0	0	0	0	0	0
BROWN, Armani 2b	0	0	0	0	1	2	1	1	0	Elbers, Payton if	3	0	0	0	0	1	2	0	0
NESTER, Sydney pr	0	0	0	0	0	0	1	0	0	Vose, Macy ap	0	1	0	0	0	0	0	0	1
Totals	26	3	6	3	3	5	18	7	5	BeasleyPoko, Kaitlin p	0	0	0	0	0	0	0	0	2
										Totals	27	4	7	4	1	8	21	12	0

EARLY SEASON TOURNAMENT HIGHLIGHTS - THE CAMEL STAMPEDE, 3-1 RECORD

The Automated ScoreBook

Kent State vs Marshall

Feb 25, 2022 at Buies Creek, N.C. (Amanda Littlejohn)

Kent State 1 (3-3)

Player	ab	r	h	bb	so	po	a	lob
KERSCHNER, Sabrina 2b	2	1	0	0	1	1	3	0
WHITT, Brooklyn cf	2	0	0	0	1	0	2	1
BROWNFIELD, Brenna ss/dp	2	0	0	1	0	2	0	0
LIPPE, Emily c	2	0	0	0	1	1	14	0
LEWANDOWSKI, Kiley ph	1	0	0	0	0	1	1	0
CRUZ, Chloe 1b	2	0	0	0	2	1	0	0
RAMER, Jade ph	1	0	0	0	0	0	0	0
WING, Savannah rf	2	0	1	0	1	0	0	0
CRITTENDON, Jada pr	0	0	0	0	0	0	0	0
HERSCHBERGER, Madison lf	3	0	1	0	1	0	0	0
ROBESON, Delaney 3b	2	0	0	0	2	1	0	0
FSISKE, Alex ph	1	0	0	0	0	1	1	0
WHITMORE, Alexandra dp/1b	2	0	0	0	1	0	1	2
LEBEAU, Jessica p	0	0	0	0	0	0	0	0
Totals	22	1	2	1	3	12	21	4

Score by Innings

	1	2	3	4	5	6	7	R	H	E
Kent State	1	0	0	0	0	0	0	1	2	2
Marshall	0	0	0	0	0	0	0	0	2	0

E - KERSCHNER(1); ROBESON(1); DP - KENTIST 1; LOB - KENTIST 4; MAR 9, 2B - PYE, S.(2); HBP - LOVE, Lauren; KENNEY, K., SF - BROWNFIELD(1); SB - KERSCHNER(1); WHITT(1); CRITTENDON(1); COLEMAN, A.(1).

Kent State	ip	h	r	er	bb	so	ab	bf
LEBEAU, Jessica	7.0	2	0	0	4	14	24	30

Win - LEBEAU (1-2). Loss - NESTER, S. (4-3). Save - None.
HBP - by LEBEAU (LOVE, Lauren); by LEBEAU (KENNEY, K.).

Umpires - HP: Melvin Clark 1B: Jose Travis 3B: Alfred Basden
Start: 9:58 AM Time: 1:59 Attendance: 174

The Automated ScoreBook

Howard vs Marshall

Feb 25, 2022 at Buies Creek, N.C. (Amanda Littlejohn)

Howard 2 (3-6)

Player	ab	r	h	bb	so	po	a	lob
RICKS, Lealani ss/2b	2	0	1	0	0	0	1	0
QUINNEZ, Payton ph	1	0	0	0	0	0	0	0
LOVE, Lauren 2b/ss	1	0	0	0	0	0	0	0
NAVARRO, Camille 2b	2	0	0	0	0	0	2	0
GREENE, Jada ss	1	1	1	0	0	0	0	0
VASQUEZ, Alyssa dp	3	0	0	0	0	0	0	0
DENNIS, Kalita lf	3	1	2	1	0	0	2	0
AGUILASOCHO, Luz c	1	0	1	0	0	1	3	1
HARRIS, Madison 3b	1	0	0	0	1	0	0	0
FLETCHER, Sydney 3b	0	0	0	0	0	0	0	0
DAVILA, Natalie 1b	2	0	0	0	1	4	0	0
SALLIE, Aiyana rf/dp	2	0	1	0	0	0	1	2
WATSON, Alyssa c/dp	1	0	0	0	0	0	0	0
BSHOW, Victoria ph	1	0	0	0	0	0	0	3
MOSLEY, Tracy p	0	0	0	0	0	0	0	0
GONZALES, Mia p	0	0	0	0	0	0	0	0
Totals	20	2	6	2	1	2	12	5

Score by Innings

	1	2	3	4	5	6	7	R	H	E
Howard	0	0	0	1	1	2	6	1		
Marshall	10	1	3	1	X	15	14	0		

E - WATSON, A., DP - MAR 1; LOB - HOW 5; MAR 3, 2B - RICKS(1); LOVE, Lauren; ADAMS, K.; STEVENSON, M., HR - GREENE(1); DENNIS, K., HBP - FLETCHER, S., SB - COLEMAN, A.,

Howard	ip	r	er	bb	so	ab	bf
MOSLEY, Tracy	0.1	6	7	1	0	7	8
GONZALES, Mia	3.2	8	8	7	4	2	18

Win - JOYCE, C. (2-2). Loss - MOSLEY, T. (1-1). Save - None.
WP - GONZALES, M. 2; HBP - by JOYCE, C. (FLETCHER, S.).

Umpires - HP: Richard Patrick 1B: Alfred Basden 3B: Melvin Clark
Start: 12:30 PM Time: 2:14 PM Attendance: 112
Weather: 71°, partly cloudy

Marshall 15 (5-5)

Player	ab	r	h	bb	so	po	a	lob
HARRELL, Aly 1b	4	1	1	0	0	1	5	0
LEE, Amaya pr	0	1	0	0	0	0	0	0
LOVE, Lauren ss	2	1	0	0	1	1	3	2
STEVENSON, Mya rf	3	1	0	0	2	1	0	2
PYE, Saige dp	3	1	2	4	0	0	0	0
ADAMS, Katie c	2	1	0	1	2	0	6	0
KENNEY, Kay Kay lf	2	0	0	0	0	1	0	0
LUCAS, Rielly ph/lf	2	1	1	0	1	0	0	3
FERINGA, Bub p	3	1	1	1	0	0	0	3
PYE, Saige dp	2	2	1	1	1	0	0	0
AGUILASOCHO, Luz c	3	1	2	2	0	0	0	0
LUCAS, Rielly lf	3	1	1	1	0	1	3	1
MICHALLAS, Camryn ss	2	0	0	0	0	0	0	1
BROWN, Armani 2b	0	0	0	0	0	0	0	0
COLEMAN, Alex cf	1	2	1	2	2	0	3	0
JOYCE, C. p	0	0	0	0	0	0	1	1
Totals	25	15	14	13	5	2	15	6

Score by Innings

	1	2	3	4	5	6	7	R	H	E
Marshall	1	0	0	1	1	1	5	9	2	
Howard	0	0	0	0	0	2	0	2	5	5

E - LOVE, Lauren(2); BROWN, A.(1); WATSON, A.(1); SIMMONS, Y. 2(3); GREENE(2); LOB - MAR 14; HOW 5, 2B - FERINGA, B.(1); HR - PYE, S.(3); HBP - HARRELL, A.; LOVE, Lauren; PYE, S. 2; ADAMS, K., SH - LOVE, Lauren(2); COLEMAN, A.(1); SF - FERINGA, B.(1); SB - LOVE, Lauren(1); STEVENSON, M.(1); ULRICH, B.(1); OWEN, A.(1); BROWN, A.(1).

Marshall	ip	r	er	bb	so	ab	bf
FERINGA, Bub	5.0	5	2	1	0	2	22
NESTER, Sydney	2.0	0	0	0	0	4	6

Win - FERINGA, B. (1-0). Loss - THORNTON, M. (0-3). Save - None.
HBP - by THORNTON, M. (LOVE, Lauren); by THORNTON, M. (PYE, S.); by DE LA ROCA, A. (HARRELL, A.); by DE LA ROCA, A. (PYE, S.); by THOMAS, R. (ADAMS, K.); PB - ADAMS, K.(3).

Umpires - HP: Melvin Clark 1B: Jose Travis 3B: Allen Gonsorowski
Start: 10:00 AM Time: 2:27 Attendance: 149
Weather: Partly cloudy
THORNTON, M. faced 1 batter in the 3rd.
FERINGA, B. faced 3 batters in the 5th.

The Automated ScoreBook

Marshall vs Howard

Feb 26, 2022 at Buies Creek, N.C. (Amanda Littlejohn)

Marshall 9 (7-5)

Player	ab	r	h	bb	so	po	a	lob
HARRELL, Aly 1b	1	2	0	0	3	0	10	0
LEE, Amaya pr	0	1	0	0	0	0	0	0
LOVE, Lauren ss	2	1	0	0	1	1	3	2
STEVENSON, Mya rf	3	1	0	0	2	1	0	2
PYE, Saige dp	3	1	2	4	0	0	0	0
ADAMS, Katie c	2	1	0	1	2	0	6	0
KENNEY, Kay Kay lf	2	0	0	0	0	1	0	0
LUCAS, Rielly ph/lf	2	1	1	0	1	0	0	2
FERINGA, Bub p	3	1	1	1	0	1	0	3
ULRICH, Brooklyn 2b	0	0	0	0	1	0	1	0
OWEN, Autumn 3b	5	0	2	0	0	0	2	3
CHELEMAN, Grace cf	2	0	0	0	1	0	3	0
COLMAN, Alex cf	1	0	0	0	0	0	0	0
BROWN, Armani 2b/pr	0	0	0	0	0	0	2	0
NESTER, Sydney p	0	0	0	0	0	0	0	1
Totals	26	9	6	6	10	5	21	9

Score by Innings

	1	2	3	4	5	6	7	R	H	E
Marshall	1	0	0	1	1	1	5	9	2	
Howard	0	0	0	0	0	2	0	2	5	5

E - LOVE, Lauren(2); BROWN, A.(1); WATSON, A.(1); SIMMONS, Y. 2(3); GREENE(2); LOB - MAR 14; HOW 5, 2B - FERINGA, B.(1); HR - PYE, S.(3); HBP - HARRELL, A.; LOVE, Lauren; PYE, S. 2; ADAMS, K., SH - LOVE, Lauren(2); COLEMAN, A.(1); SF - FERINGA, B.(1); SB - LOVE, Lauren(1); STEVENSON, M.(1); ULRICH, B.(1); OWEN, A.(1); BROWN, A.(1).

Marshall	ip	r	er	bb	so	ab	bf
FERINGA, Bub	5.0	5	2	1	0	2	22
NESTER, Sydney	2.0	0	0	0	0	4	6

Win - FERINGA, B. (1-0). Loss - THORNTON, M. (0-3). Save - None.
HBP - by THORNTON, M. (LOVE, Lauren); by THORNTON, M. (PYE, S.); by DE LA ROCA, A. (HARRELL, A.); by DE LA ROCA, A. (PYE, S.); by THOMAS, R. (ADAMS, K.); PB - ADAMS, K.(3).

Umpires - HP: Melvin Clark 1B: Jose Travis 3B: Allen Gonsorowski
Start: 10:00 AM Time: 2:27 Attendance: 149
Weather: Partly cloudy
THORNTON, M. faced 1 batter in the 3rd.
FERINGA, B. faced 3 batters in the 5th.

The Automated ScoreBook

Marshall at Campbell

Feb 26, 2022 at Buies Creek, N.C. (Amanda Littlejohn)

Marshall 6 (7-5)

Player	ab	r	h	bb	so	po	a	lob
HARRELL, Aly 1b	3	1	2	2	1	0	8	0
LOVE, Lauren 2b	3	1	1	0	0	1	0	1
PYE, Saige dp	4	2	2	0	1	0	0	2
STEVENSON, Mya rf	2	0	0	0	1	0	0	0
KENNEY, Kay Kay lf	2	0	1	0	0	1	0	0
ADAMS, Katie c	4	0	1	2	0	1	9	4
LUCAS, Rielly lf	2	0	0	0	1	0	0	1
CHELEMAN, Grace lf	1	0	0	0	1	0	0	0
OWEN, Autumn 3b	3	1	1	0	0	1	3	1
MICHALLAS, Camryn ss	3	1	1	0	0	1	1	2
COLEMAN, Alex cf	1	0	0	0	1	1	0	0
NESTER, Sydney p	0	0	0	0	0	0	0	0
Totals	28	6	9	6	2	7	21	6

Score by Innings

	1	2	3	4	5	6	7	R	H	E
Marshall	2	1	0	0	0	1	0	6	9	1
Campbell	0	1	1	0	0	0	1	3	6	2

E - OWEN, A.(3); PARKER, D.(1); PARKER, T.(2); LOB - MAR 6; CAM 6, 2B - LOVE, Lauren(2); PYE, S.(2); ADAMS, K.(3); MICHALLAS, C.(1); HR - PYE, S.(3); SH - LOVE, Lauren(2); COLEMAN, A. 2(2); SB - WARE, C.(2).

Marshall	ip	h	r	er	bb	so	ab	bf
NESTER, Sydney	7.0	6	3	1	2	13	28	30

Win - NESTER, S. (5-3). Loss - SMITH, I. (2-4). Save - None.
WP - NESTER, S.(4); PB - ADAMS, K.(3).

Umpires - HP: Richard Patrick 1B: Allen Gonsorowski 3B: Melvin Clark
Start: 12:52 PM Time: 2:10 Attendance: 467
Weather: Cloudy and cold

Campbell 3 (5-6)

Player	ab	r	h	bb	so	po	a	lob
White, Savannah c	4	0	0	0	0	2	7	1
Pagano, Alexa rf	4	0	0	0	0	2	1	0
Ware, Claudia cf	3	1	1	0	1	1	3	0
Heistron, Sterling dp	3	1	2	1	0	1	0	0
Fontaine, Samantha 2b	3	0	1	0	0	1	1	2
Fredendall, Kayla 1b	3	0	0	0	2	8	1	1
Parker, Diana 3b	3	0	0	0	2	0	1	0
Hensault, Alyssa ss	2	1	1	1	1	1	1	0
Parker, Tyra lf	3	0	1	0	0	1	0	2
Smith, Isabella p	0	0	0	0	0	0	0	0
Howard, Kayla c	0	0	0	0	0	0	0	2
Totals	28	3	6	2	2	13	21	8

Score by Innings

	1	2	3	4	5	6	7	R	H	E
Campbell	2	1	5	3	3	1	5	12	14	
Howard	4	2	4	3	3	1	2	16	19	

E - OWEN, A.(3); PARKER, D.(1); PARKER, T.(2); LOB - MAR 6; CAM 6, 2B - LOVE, Lauren(2); PYE, S.(2); ADAMS, K.(3); MICHALLAS, C.(1); HR - PYE, S.(3); SH - LOVE, Lauren(2); COLEMAN, A. 2(2); SB - WARE, C.(2).

Campbell	ip	r	er	bb	so	ab	bf
Smith, Isabella	2.1	5	3	3	1	5	12
Howard, Kayla	4.2	4	3	3	1	2	16

Win - NESTER, S. (5-3). Loss - SMITH, I. (2-4). Save - None.
WP - NESTER, S.(4); PB - ADAMS

EARLY SEASON TOURNAMENT HIGHLIGHTS - MARCH MADNESS, 3-0 RECORD

The Automated ScoreBook																	
Fairfield at Marshall																	
Mar 11, 2022 at Huntington, W.Va. (Dot Hicks Field)																	
Fairfield 0 (4-8)									Marshall 8 (14-5)								
Player	ab	r	h	bb	so	po	a	lob	Player	ab	r	h	bb	so	po	a	lob
Wright, Evie lf/rf	3	0	0	0	1	1	0	0	LOVE, Lauren ss	4	1	1	0	0	2	3	2
Rubin, Mikayla 2b	3	0	0	0	0	2	3	1	HARRELL, Aly 1b	4	1	2	0	0	1	0	0
Sekula, Kasey 3b	0	0	0	0	0	0	0	0	PYE, Saige dp	2	0	1	0	1	0	0	0
Hoffman, Kaitlin cf	2	0	0	0	0	2	0	0	LEE, Amaya pr	0	1	0	0	0	0	0	0
Warren, Charli lf	0	0	0	0	0	0	0	0	STEVENSON, Mya rf	3	1	2	2	0	1	0	1
Forbes, Megan 1b	1	0	0	0	1	4	1	0	ADAMS, Katie c	3	0	0	0	0	6	0	2
Updegraff, Haley rf/cf	2	0	0	0	0	2	0	0	FERINGA, Bub lf	2	0	1	0	0	0	0	0
Rubington, Allie c	2	0	0	0	1	2	0	0	CHELEMAN, Grace pr/lf	1	0	0	0	0	0	0	0
Robicheau, Madison ss	2	0	0	0	2	0	2	1	OWEN, Autumn 3b	2	2	2	0	1	0	0	2
Westford, Drew c	2	0	0	0	1	0	0	0	COLEMAN, Alex cf	3	1	1	0	0	0	0	0
Sylvestre, Morgan 3b/2b	2	0	1	0	0	2	2	0	BROWN, Armani 2b	3	1	3	0	0	0	1	1
Rhinehart, Lauryn p	0	0	0	0	0	0	1	0	NESTER, Sydney p	0	0	0	0	0	0	1	0
Kudlack, Katie p	0	0	0	0	0	0	0	0	Totals	27	8	13	8	2	18	6	6
Totals	19	0	1	0	1	6	15	9	2								
Score by Innings																	
	1	2	3	4	5	6	7	R	H	E							
Fairfield	0	0	0	0	0	0	0	0	1	0							
Marshall	0	1	0	2	3	2	0	8	13	0							
Note: None out, 1 runner LOB when the game ended.																	
LOB - FFD 2; MAR 6 - LOVE, Lauren(5); HARRELL, A.(5); FERINGA, B.(3); OWEN, A.(2); BROWN, A.(1); HR - HARRELL, A.(3); STEVENSON, M.(5).																	
Fairfield																	
Player	ip	h	r	er	bb	so	ab	bf	Marshall	ip	h	r	er	bb	so	ab	bf
Rhinehart, Lauryn	4.0	7	5	5	2	2	19	21	NESTER, Sydney	6.0	1	0	0	1	6	19	20
Kudlack, Katie	1.0	6	3	3	0	0	8	8									
Win - NESTER, S. (9-3). Loss - Rhinehart (0-2). Save - None.																	
Umpires -																	
Start: 11:50 am Time: 1:26 Attendance: 150																	
Weather: Feeling so good, lovely sun																	
Rhinehart faced 2 batters in the 5th.																	
Kudlack faced 3 batters in the 6th.																	



Armani Brown was 3-for-3, scored once, and drove in a career-high 3 runs in the 8-0 win over Fairfield.

The Automated ScoreBook																	
Norfolk State at Marshall																	
Mar 11, 2022 at Huntington, W.Va. (Dot Hicks Field)																	
Norfolk State 6 (10-11)									Marshall 7 (15-5)								
Player	ab	r	h	bb	so	po	a	lob	Player	ab	r	h	bb	so	po	a	lob
POTTER,Lily 2b	4	1	2	1	0	1	3	2	LOVE, Lauren ss	4	0	1	1	0	1	3	2
GUICKIN,Alison lf	4	1	2	0	0	1	2	0	HARRELL, Aly 1b	4	2	3	1	0	0	8	0
JOSEFA,Tuli dp	4	0	1	0	2	0	0	0	LEE, Amaya pr	0	0	0	0	0	0	0	0
JESSIE,Hannah pr	0	0	0	0	0	0	0	0	PYE, Saige dp	3	1	1	1	1	0	0	0
VAUGHAN,Gabby 1b	3	0	0	0	1	8	0	1	STEVENSON, Mya rf	3	0	0	0	0	1	0	0
HICKS,Kenna 3b	1	1	1	0	2	0	0	1	FERINGA, Bub lf	3	0	1	0	0	1	0	1
GUICKIN, Gabby pr/3b	1	1	0	0	0	0	1	0	KENNEY, Kay Kay lf	1	0	0	0	0	0	0	0
MOORE,Imani cf	3	1	1	0	1	1	0	2	OWEN, Autumn c	3	2	2	1	0	7	1	1
GILBREATH,Rylic c	4	1	1	1	0	0	3	1	WHITAKER, Madison 3b	2	1	1	0	1	1	5	2
JOHNSON, Morgan ss	2	0	0	1	0	1	3	0	COLEMAN, Alex cf	3	1	2	0	0	0	0	0
DAVIS,Yrall rf	3	1	2	1	0	1	1	0	BROWN, Armani 2b	1	0	0	0	0	0	3	2
VALLEJO,Joana p	0	0	0	0	0	0	0	0	LUCAS, Riely ph	1	0	0	0	0	0	0	0
ROBINSON,Alexis p	0	0	0	0	0	0	0	0	JOYCE, C. p	0	0	0	0	0	0	0	0
ANDERSEN,Cam p	0	0	0	0	0	0	0	1	CHELEMAN, Grace lf	0	0	0	0	0	0	0	0
Totals	29	6	11	4	4	7	18	9	MCCOWN, Brianna p	0	0	0	0	0	0	0	0
									NESTER, Sydney p	0	0	0	0	0	0	0	0
									Totals	28	7	11	4	4	3	21	11
Score by Innings																	
	1	2	3	4	5	6	7	R	H	E							
Norfolk State	0	6	0	0	0	0	0	6	11	1							
Marshall	2	2	1	0	2	0	X	7	11	1							
E - POTTER,L.(5); OWEN, A.(4); DP - MAR 1 - LOB - NSU 7; MAR 8 - 2B - POTTER,L.(6); GILBREATH,R.(2); DAVIS,Y.(1); LOVE, Lauren(7); HARRELL, A.(6); WHITAKER, M.(1); SH - JOHNSON,M.(3); BROWN, A.(3); SB - GUICKIN, A.; VAUGHAN, G.(1); STEVENSON, M.(3); CS - GUICKIN, A.(4).																	
Norfolk State																	
	ip	h	r	er	bb	so	ab	bf	Marshall	ip	h	r	er	bb	so	ab	bf
VALLEJO,Joana	0.1	1	2	2	1	1	2	3	JOYCE, C.	1.1	6	5	5	0	1	9	10
ROBINSON,Alexis	2.0	7	3	2	1	1	12	14	FERINGA, Bub	2.2	4	1	0	4	2	11	15
ANDERSEN,Cam	3.2	3	2	2	2	2	14	16	MCCOWN, Brianna	1.0	0	0	0	0	1	3	3
									NESTER, Sydney	2.0	1	0	0	0	3	6	6
Win - MCCOWN, B. (1-0). Loss - ANDERSEN, C. (0-4). Save - NESTER, S. (2).																	
WP - VALLEJO, J. (2); ANDERSEN, C. (10); FERINGA, B. (1).																	
Umpires -																	
Start: 1:50 Time: 2:11 Attendance: 150																	
Weather: So nice, why can't it stay?																	

The Automated ScoreBook																	
Fairfield at Marshall																	
Mar 13, 2022 at Huntington, W.Va. (Dot Hicks Field)																	
Fairfield 4 (4-9)									Marshall 8 (16-5)								
Player	ab	r	h	bb	so	po	a	lob	Player	ab	r	h	bb	so	po	a	lob
Warren, Charli lf	2	0	0	0	0	2	0	0	LOVE, Lauren ss	5	1	1	2	0	0	0	3
Wright, Evie lf	0	0	0	0	0	2	0	0	HARRELL, Aly 1b	3	1	1	0	1	0	3	0
Brown, Tabitha lf	1	0	0	0	1	0	0	0	LEE, Amaya pr	0	1	0	0	0	0	0	0
Rubin, Mikayla 2b	3	1	1	0	1	1	0	8	PYE, Saige dp	3	3	2	2	1	0	0	0
Hoffman, Kaitlin cf	3	1	1	0	2	0	0	0	STEVENSON, Mya rf	4	1	3	2	0	0	0	0
Forbes, Megan 1b	2	0	0	0	0	1	3	0	OWEN, Autumn c	3	0	3	2	1	0	16	0
Rhinehart, Lauryn 1b	1	0	0	0	0	6	0	0	LUCAS, Rielly lf	0	0	0	0	2	0	0	0
Updegraff, Haley rf	3	2	2	2	0	1	3	0	CHELEMAN, Grace lf/cf	0	0	0	0	1	0	0	0
Westford, Drew c	3	0	0	0	2	1	0	0	WHITAKER, Madison 3b	4	0	0	0	0	1	2	3
Sylvestre, Morgan 3b	2	0	0	0	1	1	0	0	COLEMAN, Alex cf/lf	2	0	0	0	0	0	0	0
Sekula, Kasey pty/3b	1	0	0	0	0	1	0	0	KENNEY, Kay Kay pty/cf	2	0	0	0	0	1	0	5
Cohen, Ava dp	1	0	0	0	1	1	0	0	BROWN, Armani 2b	3	1	1	0	1	0	1	0
Robicheau, Madison ss	3	0	0	0	0	1	0	1	NESTER, Sydney p	0	0	0	0	0	0	0	0
Bridgman, Allie p	1	0	0	0	0	1	0	1	Totals	29	8	11	8	7	0	21	3
Taylor, Bailey p	0	0	0	0	0	0	0	0									
Kudlack, Katie p	0	0	0	0	0	0	0	0									
Totals	26	4	4	3	2	15	18	10	4								
Score by Innings																	
	1	2	3	4	5	6	7	R	H	E							
Fairfield	0	1	3	0	0	0	0	4	4	0							
Marshall	0	1	1	4	2	0	X	8	11	1							
E - WHITAKER, M.(5); LOB - FFD 4; MAR 11 - 2B - Rubin(2); PYE, S.(4); STEVENSON, M.(9); OWEN, A. 2(4); HR - Updegraff(2); LOVE, Lauren(3); PYE, S.(6); HBP - Wright; LUCAS, R. - SB - Hoffman(5); Updegraff(3); Westford(1); Cohen(1); STEVENSON, M.(4); OWEN, A.(3).																	
Fairfield									Marshall								
Player	ip	h	r	er	bb	so	ab	bf	Player	ip	h	r	er	bb	so	ab	bf
Bridgman, Allie	2.1	4	2	2	3	0	11	15	NESTER, Sydney	7.0	4	4	3	2	15	26	29
Taylor, Bailey	1.0	4	4	4	1	0	7	8									
Kudlack, Katie	2.2	3	2	2	3	0	11	14									
Win - NESTER, S. (10-3). Loss - Taylor (1-3). Save - None.																	
WP - NESTER, S.(5); HBP - by Bridgman (1-3); by NESTER, S. (Wright).																	
Umpires -																	
Start: 3:15 pm Time: 2:25 Attendance: 150																	
Weather: It is still cold, dam																	

Highlights from Thundering Herd March Madness

Friday vs. Fairfield

- Sydney Nester threw a 1-hitter picking up her ninth win and seventh shutout of the season. She struck out 6.
- Armani Brown went 3-for-3 at the plate, scored once and recorded a career-high 3 RBI. She tallied her 100th career hit on her first hit of the game.
- Aly Harrell was 2-of-4 with 3 RBI. It was her 49th career multi-hit game & 38th career-multi-RBI game.
- Mya Stevenson collected two hits and drove in two runs, hitting her fifth home run of the season & 45th of her career.
- Autumn Owen reached base safely all three times at the plate going 2-for-2 with a double, one walk and scored two runs.
- The defense made great plays all game long behind Nester in the win. Marshall had zero errors.
- Lauren Love recorded all three outs in the top of the third. The Herd rolled through the inning in just 4 pitches.
- Aly Harrell hit her 43rd career home run to lead off the bottom of the fourth. Two batters later, Stevenson smashed her 45th for a two-run shot. It was the 4th time this season that MU has hit 2 or more HRs in the same inning.
- Aly Harrell hit the



Megan Smith

Head Coach
4th Season
North Carolina '99



Megan Smith Lyon enters her fourth season in 2022 leading the Marshall softball team after being hired as the program's fourth head coach on July 25, 2018. Coach Smith Lyon became the fastest to reach 50 wins in program history, needing just 76 games to get there, as she earned her 50th at Marshall with a dominating 8-0 win in five innings over Rhode Island on Feb. 23, 2020.

Coach Smith Lyon's record at Marshall is 109-53, a .673 winning percentage, and 502-318 overall (16 years). She earned her 100th win at Marshall on April 1, 2022 vs. Charlotte (11-4) in her 151st game. Faster than any other coach in team history, Smith Lyon picked up her 500th career victory on April 15, 2022 with a 3-2 victory over FIU at Dot Hicks Field.

Despite no postseason awards been given out in 2020 due to the season being canceled, in her tenure Smith Lyon has had eight players named all-conference, nine C-USA player/pitchers of the week and four all-region. Her players have starred in the classroom as well with players named to the C-USA Commissioner's Honor Roll 45 times, seven receiving the Academic Medal, and 10 as NFCA Academic All-Americans.

Smith Lyon carried her team through a difficult year in 2021 dealing with restrictions from the COVID-19 pandemic, and still finished with a winning record of 20-13. The Herd still ranked among the nation's best in doubles per game (seventh), home runs per game (12th), slugging percentage (16th), on base percentage (23rd) and scoring (27th).

Marshall was off to a record-breaking start offensively in 2020 before the year came to an abrupt end after 25 games, due to the cancellation of the season from the outbreak of the COVID-19 virus. The Herd was on pace to eclipse records that were set just the season before. As a team Marshall was batting .357, slugging .643, an on base percentage of .440, and was leading the nation in home runs per game with 1.92 (48 total). The team was on pace to hit the century mark in homers by the end of the regular season. The offensive onslaught started from the beginning of the year and picked up pace during the Pirate Classic (Feb. 28-March 1) as Marshall blasted 15 home runs in five games. The Herd tied its single-game record of five home runs twice. The first time came against the Delaware State Hornets (Feb. 28) and then at No. 11 Kentucky (March 11). Marshall was seventh in the nation in scoring with 7.56 runs per game, with the old team record of 5.40 set in 2015. Other per game averages that displayed the Herd's offensive prowess included 9.84 hits (old record 9.28 in 2015), 1.64 doubles (1.40 set in 2008), 6.96 RBI (4.88 set in 2019), 17.72 total bases (12.31 set in 2017), and 3.48 walks per contest (3.44 set in 2019). Marshall had eight wins by the mercy rule, tied for third-most in a season (2006) in team history.

Coach Smith led a big turnaround for the Herd with a 17-win improvement (tied for second-best in program history) at 42-22.

Her first season with the Herd was a record-breaking one along with leading the team to the Conference USA Championship game for the first time since 2014 as the No. 4 seed in the tournament. Following the 3-1 championship game loss to No. 2 seed Louisiana Tech, Marshall received an invite to the National Invitational Softball Championship and played in the Lynchburg, Va., Regional. Again Marshall fought its way into the regional championship game before falling to the host Liberty Flames. The Herd ended the season tying the record for most wins in a season with 42.

Coach Smith won her debut game for the Green and White with a 5-2 victory over UC-Riverside (Feb. 8) in San Diego, Calif. She earned her 400th career coaching victory with a 10-1 win against Presbyterian (Feb. 16). The Herd finished the early part of the season with a 17-6 record before diving into Conference USA action. Marshall was predicted to finish eighth in the preseason coaches' poll but battled through to a 17-7 record with the series win in 7-of-8 conference matchups. The Herd played well at home with a 13-6 record including two walk-off victories at the Dot in conference action against WKU and Louisiana Tech.

During the season, the team as well as individual players were ranked nationally in many statistical categories. By the end of the season Marshall was ranked in the top 100 in home runs (19th), shutouts (tied for 21st), slugging percentage (27th), on base percentage (40th), runs per game (45th), winning percentage (51st) and fielding percentage (97th). Individually Aly Harrell led the country in total walks (68) and combined free passes with 85 (68 walks and 17 hit-by-pitches). Sierra Huerta led the nation

in hit-by-pitches with 30 which was also good for 12th most all-time in NCAA history. Freshman Mya Stevenson led all freshman across Division I with 20 homers. Marshall players in total ranked in the top 50 in the country 17 times by the end of the 2019 season.

The 2019 Marshall softball team broke or tied 15 team records and 15 individual records.

Team Records:

Most postseason games played – 10, previous record of six in 2013 & 2017
Most games played – 64, previous record of 62 set in 1996
Highest slugging percentage – .489, previous record of .465 set in 2008
Most runs scored – 339, previous record of 282 set in 2014
Most doubles – 83, previous record of 80 set in 2005
Most home runs – 79, previous record of 52 set in 2008
Most RBI – 312, previous record of 244 set in 2008
Most total bases – 785, previous record of 669 set in 2008
Most walks – 220, previous record of 166 set in 2007
Most hit-by-pitches – 74, previous record of 51 set in 2010
Most shutouts – 16, previous record of 15 set in 1997
Most times back-to-back home runs in a season – 4
Tied for most wins – 42, set in 2017
Tied for most triples – 13, set in 2017
Tied most home runs in a game – 5 vs. Presbyterian, set in 2014 at Northern Kentucky

Individual Records:

On base percentage single-season and career – Aly Harrell .578 season and .539 career
Games played and started – 64 Aly Harrell and Sierra Huerta
Triples – 7 Blakely Burch
Home runs – 20 Mya Stevenson (also freshman record)
Walks – 68 Aly Harrell
Hit-by-pitches – 30 Sierra Huerta
Total bases by freshman – 130 Mya Stevenson
Putouts – 459 Aly Harrell
Cycle – Mya Stevenson at Charlotte, first ever in program history
Tied walks in a game – 4 Aly Harrell
Tied hit-by-pitches in a game – 3 Aly Harrell
Longest streak of games with at least one RBI – 10 Aly Harrell

Smith, who sported a career record of 393-265 prior to coming to Marshall, led the Jayhawks to six consecutive 30-win seasons and back-to-back appearances in the NCAA Tournament in 2014 and 2015 during her nine seasons at the helm. The 2015 campaign yielded the first 40-win season for the program in 23 years, the best start in school history for the second time in her tenure (12-0) and seven consecutive weeks in the top 25. Her 2013 team recorded the program's highest winning percentage (.680) in 21 years, broke the Big 12 record for batting average (.345), the highest mark in the NCAA that season. In 2012, Kansas had a 20-game win streak and, the year before, boasted an 11.5 game won-loss record improvement, the 16th-best turnaround in NCAA history. The 26-3 mark to open the 2011 season was also the best start in the program's history.

"I am extremely honored and excited to be a part of the Marshall family," said Smith. "There is such a strong history and tradition of success within the softball program and I am humbled to now be a part of that. I want to thank Mike Hamrick for this incredible opportunity for me and my son Cooper. I am eager to get to know the players and to get started this fall!"

At Kansas, she coached one All-American, one academic All-American, 20 All-Big 12 selections, 20 NFCA (National Fastpitch Coaches Association) All-Region selections, 50 All-Big 12 Academic Team honorees, three Big 12 Scholar Athletes of the Year and three student-athletes taken in the NPF (National Pro Fastpitch) Draft. The program also set single-season fielding percentage (2014, .979-second-highest nationally) and home run records during her time as head coach (60, 2011).

Prior to her time in Lawrence, Smith was an assistant for LSU for three seasons, where she helped the Tigers in winning the 2007 SEC Tournament and the Stanford Regional in the NCAA Tournament en route to 55 wins. LSU finished the regular season ranked third in the ESPN/USA Today poll. The following season, the Tigers picked up 44 wins on their way to a #9 national seed in the NCAA Tournament. During her tenure, she mentored two All-Americans and five NFCA All-South Region honorees.

Smith started the softball program at Western Carolina and posted a 41-20 record in WCU's inaugural season, earning 2006 Southern Conference Coach of the Year honors, while leading the Catamounts to the league's regular season title. That season, five student-athletes garnered first-team all-league acclaim, with another on the second team and two more were tabbed on the NFCA Southeast All-Region second team. She also coached the conference's 2006 Pitcher of the Year and Freshman of the Year. WCU broke the league's single-season home run record (81) that year, part of an explosive offensive season for the program (third in the nation in home runs per game, 14th in slugging percentage, 19th in scoring).

She also had assistant coaching stops at her alma mater North Carolina (2004), where she helped the Tar Heels reach the NCAA Tournament, and at Charlotte in 2003.

Her first head coaching position came at Young Harris College in Georgia,

where she put up a 79-41 record over two seasons.

"We are very much looking forward to Megan leading our softball program," said Marshall Director of Athletics Mike Hamrick. "She is a proven winner and has a reputation for helping mold top-quality student-athletes. Our program is eager for her arrival in Huntington."

Smith, who is an NCAA Division I Softball Committee member, graduated from North Carolina in May 1999 with a Bachelor of Arts in Physical Education and Recreation Studies. She received her Master of Science in Human Performance and Sport Studies from Tennessee in August of 2000.

A Walkertown, N.C. native, Smith and the late Paul Buske have one son, Cooper.

Smith and assistant coach Corey Lyon, married on May 22, 2020.

COACH SMITH YEAR-BY-YEAR

Year	School	Record	Conference	Post Season
2001	Young Harris	34-25		NJCAA Regional Runner-up
2002	Young Harris	45-16		NJCAA Regional Runner-up
2005	W. Carolina	0-0		Start of the program
2006	W. Carolina	41-20	16-4	1st Southern Conference
2010	Kansas	21-35	2-16	10th Big 12
2011	Kansas	31-22	2-16	10th Big 12
2012	Kansas	31-20	6-17	9th Big 12
2013	Kansas	34-16	9-8	4th Big 12
2014	Kansas	34-23	7-11	5th Big 12/NCAA Regionals (1-2)
2015	Kansas	40-15	8-10	5th Big 12/NCAA Regionals (2-2)
2016	Kansas	31-20	8-9	4th Big 12
2017	Kansas	24-28	3-14	7th Big 12
2018	Kansas	27-25	2-16	7th Big 12
2019	Marshall	42-22	17-7	4th C-USA/C-USA Tourn. Runner-Up/NISC Lynchburg Regional Runner-Up (3-2)
2020	Marshall	18-7	0-0	Remainder of season was canceled due to COVID-19 pandemic
2021	Marshall	20-13	8-8	7th C-USA, Abbreviated season due to COVID-19
2022	Marshall	29-11	11-4	
Record 16 yrs		502-318	99-140	
Record Div I 13 yrs		423-275	99-140	
at Young Harris 2 yrs		79-41		
at Western Carolina 1 yr		41-20	16-4	
at Kansas 9 yrs		273-204	47-117	
At Marshall 4 yrs		109-53	36-19	



In memory of **Emileigh Cooper** (three photos to the right), who the Herd Family tragically lost in February of 2016, the Marshall softball team established the Warrior Award in 2017, that will be given out each year to the player that best personifies the qualities that Cooper held as a member of the Herd from 2012 to 2015.

As a senior in 2015, Cooper roared to the forefront as a leader for Marshall, batting .434 and being named second team All-Conference USA. From walk-on to All-Conference performer, Cooper knew how to get her teammates fired up and ready on game day..... (Pause in video for WEARE clip)..... In 2015, players were told to pick one word that held significant meaning to them and Cooper chose "Warrior". Her identity statement for that season was "I am a confident Warrior, I am the fire in C-USA that will always keep burning." On March 13, 2015 at Dot Hicks Field, Cooper came to plate in the 10th inning with Rebecca Myslenski at first, as Marshall was locked against WKU in a scoreless game. Before Emileigh went up to the plate she turned around and looked at teammate Elicia D'Orazio who was due up next and said, "Don't worry about getting ready. I'm going to end this now." Two pitches later she did just that hitting a walk-off home run. A Warrior.

Rebecca Myslenski won the inaugural Warrior Award in 2017 as a member of the MUSB Family who stuck through major injuries, being medically disqualified, and stayed with the team taking on a major role with the staff. Myslenski played sparingly during her freshman and sophomore seasons due to knee injuries. However, when she was in the game she could be relied on to make the tough plays, especially while playing at first base. She had to stop playing after her sophomore year, but instead of leaving the team or Marshall, Myslenski came back as a student assistant and helped the Herd over the next two years in many capacities. She still kept a great attitude despite not being able to play, and did whatever she could to help MUSB.

Madi Marshall won the award in 2018. The senior showed grit and fight while struggling through some health issues to always have a great attitude and could keep the team in great spirits. Madi's electric personality was well in line with Cooper's as Madi was able to learn from Cooper during Madi's freshman year in 2015. She kept a smile on her face even when not in the starting lineup and again would do whatever was needed to help MUSB. Madi played second base, outfield, came in as a pinch runner or a pinch hitter. She hit the only home run of her career as a grand slam against FIU during senior weekend in 2016. Madi also set a team record as a pinch runner, scoring a run in 10-straight contests in 2017.

Hayden Ellis earned the honor in 2019. The senior catcher battled through adversity on and off the field. She stuck with the Herd backing up Taylor McCord at catcher through her first three years. As a senior, Hayden fought her way back from a shoulder injury that took away most of her junior season to have a career year. She set career-highs in every category

and even had an explosive weekend against Louisiana Tech at home. During the Saturday doubleheader, as the Herd celebrated its Strikeout Cancer Day, Hayden belted three home runs in the two games with her father in attendance who had going through his cancer battle. The next day, on Emileigh Cooper Day, she was given the Warrior Award on the field before the series finale.

Due to the COVID-19 pandemic cutting the season short after just 25 games, no Warrior Award was given in 2020.

Blakely Burch won the award in 2021. The redshirt senior fought back from a serious knee injury that ended her 2020 season early, even before it ended for everyone else. Blakely came to Huntington in the summer of 2017 after spending her freshman season at USC Upstate. Over the next four years, Blakely developed into a leader on and off the field, and came through clutch in many situations. She starred in the 2019 setting the team record for triples in a season with seven. Blakely had two walkoffs in her career with one in 2020 against East Tennessee State, and a 2-run double to defeat Louisiana Tech on, none other than Emileigh Cooper Day. She worked her way back from surgery, while also finishing school, planning a wedding and getting accepted into the nursing program at Jacksonville. Her fire and passion was always present on the field and in the dugout, and will forever have a permanent place in Marshall Softball History.

Aly Harrell won the award in 2022. The fifth-year senior has displayed her love of the game, her team, teammates and her school since she walked through the door. An extremely talented hitter with an incredible eye at the plate, Harrell could have left Marshall for her fifth year of eligibility, but had no hesitation in coming back to the Herd for 2022. She is one of the first to celebrate her teammates successes as she can always be found with a big smile and welcoming arms. Her ability at the plate to draw walks has led to many RBI opportunities for her teammates. Harrell's name can be found throughout the MUSB record book and her legacy will be one of the greatest on and off the field. She will go down as one of the best to ever suit up for the Green & White.

Warrior Award Winners

- 2017 - Rebecca Myslenski
- 2018 - Madi Marshall
- 2019 - Hayden Ellis
- 2020 - No award given (COVID-19)
- 2021 - Blakely Burch
- 2022 - Aly Harrell



2017 Warrior Award winner Rebecca Myslenski with Emileigh Cooper's family (left side).



2018 Warrior Award winner Madi Marshall with Cooper's sister & mom as well as her own parents.



2019 Warrior Award winner Hayden Ellis with Cooper's parents, her own family & MUSB.



2021 Warrior Award winner Blakely Burch after a special ceremony at the Pullman Plaza Theater.



2022 Warrior Award winner Aly Harrell with Emileigh Cooper's parents Butch and Jody.

The Automated ScoreBook
Overall Statistics for Marshall (as of Apr 20, 2022)
(All games Sorted by Batting avg)

Record: 29-11 Home: 18-0 Away: 5-7 Neutral: 6-4 C-USA: 11-4

Player	avg	gp-gs	ab	r	h	2b	3b	hr	rbi	tb	slg%	bb	hp	so	gdp	ob%	sf	sh	sb-att	po	a	e	fld%
43 HARRELL, Aly	.449	40-40	107	32	48	11	0	7	28	80	.748	33	15	9	0	.619	0	0	1-1	259	4	2	.992
16 PYE, Saige	.375	40-40	120	30	45	7	0	14	38	94	.783	15	5	18	1	.461	1	0	0-0	0	0	0	.000
77 WHITAKER, Madison	.362	26-21	58	8	21	7	0	1	7	31	.534	8	2	7	0	.456	0	2	0-0	34	33	9	.882
23 STEVENSON, Mya	.361	40-40	119	31	43	11	0	15	44	99	.832	13	4	22	0	.435	2	0	7-9	23	2	1	.962
0 OWEN, Autumn	.349	38-36	106	27	37	9	0	5	17	61	.575	13	0	20	2	.413	2	0	6-7	62	74	7	.951
9 LOVE, Lauren	.304	36-34	102	20	31	8	0	3	24	48	.471	9	3	9	1	.374	1	4	1-1	35	26	3	.953
1 CHELEMEN, Grace	.292	37-29	96	19	28	6	1	0	15	36	.375	10	0	12	0	.355	1	3	6-6	34	1	2	.946
44 ADAMS, Katie	.260	36-36	100	21	26	10	0	6	25	54	.540	13	4	13	1	.368	0	0	0-0	238	25	1	.996
28 KENNEY, Kay Kay	.244	29-9	41	8	10	2	1	1	8	17	.415	2	3	10	1	.326	0	0	1-1	9	0	1	.900
3 BROWN, Armani	.197	36-32	66	13	13	1	0	0	4	14	.212	5	0	11	0	.250	1	5	4-4	28	42	5	.933
20 MICHALLAS, Camryn	.367	14-13	30	7	11	1	0	0	5	12	.400	0	1	4	1	.387	0	0	1-1	10	19	4	.879
48 FERINGA, Bub	.333	17-9	33	6	11	3	0	1	8	17	.515	1	0	2	0	.343	1	0	0-0	4	14	0	1.000
4 COLEMAN, Alex	.281	29-16	32	14	9	0	0	0	4	9	.281	3	0	2	0	.343	0	5	3-3	13	0	1	.929
13 LUCAS, Rielly	.273	19-6	22	5	6	1	0	0	7	7	.318	10	1	2	0	.515	0	0	0-0	0	0	0	.000
7 LEE, Amaya	.000	29-0	1	12	0	0	0	0	0	0	.000	0	0	1	0	.000	0	0	0-0	0	0	0	.000
49 ULRICH, Brooklyn	.000	7-0	0	2	0	0	0	0	0	0	.000	1	0	0	0	1.000	0	0	1-1	1	0	0	1.000
Totals	.328	40	1033	255	339	77	2	53	234	579	.561	136	38	142	7	.422	9	19	31-34	757	279	38	.965
Opponents	.229	40	960	117	220	35	5	20	105	325	.339	75	21	295	4	.297	9	15	55-61	728	294	33	.969

LOB - Team (253), Opp (205). DPs turned - Team (9), Opp (16). CI - Team (0), Opp (1).

(All games Sorted by Earned run avg)

Player	era	w-l	app	gs	cg	sho	sv	ip	h	r	er	bb	so	2b	3b	hr	b/avg	wp	hp	bk	sfa	sha
21 NESTER, Sydney	1.47	21-5	32	25	23	9/0	3	171.0	111	51	36	44	235	17	3	8	.178	10	9	0	3	8
48 FERINGA, Bub	1.91	1-0	9	2	0	0/0	0	22.0	28	12	6	9	11	3	0	0	.311	1	2	0	1	1
22 MCCOWN, Brianna	2.86	2-3	6	2	0	0/0	0	14.2	15	9	6	6	13	1	0	1	.263	1	2	0	1	2
14 JOYCE, C.	5.68	5-3	12	10	3	1/0	0	37.0	54	33	30	12	32	13	2	10	.344	2	4	0	4	3
34 BLESSIN, Ashley	10.04	0-0	4	1	0	0/0	0	7.2	12	12	11	4	4	1	0	1	.353	0	4	0	0	1
Totals	2.47	29-11	40	40	26	10/0	3	252.1	220	117	89	75	295	35	5	20	.229	14	21	0	9	15
Opponents	6.63	11-29	40	40	8	2/1	4	242.2	339	255	230	136	142	77	2	53	.328	23	38	0	9	19

PB - Team (14), ADAMS, K. 14, Opp (6). Pickoffs - Team (1), ADAMS, K. 1. SBA/ATT - ADAMS, K. (46-51), NESTER, S. (36-37), FERINGA, B. (8-11), OWEN, A. (9-10), MCCOWN, B. (6-7), BLESSIN, A. (2-3), JOYCE, C. (3-3).

The Automated ScoreBook
Overall Statistics for Marshall (as of Apr 20, 2022)
(All games Sorted by Fielding pct)

Player	c	po	a	e	fld%	dp	sba	csb	sba%	pb	ci
48 FERINGA, Bub	18	4	14	0	1.000	1	8	3	.727	0	0
14 JOYCE, C.	6	2	4	0	1.000	1	3	0	1.000	0	0
34 BLESSIN, Ashley	5	0	5	0	1.000	0	2	1	.667	0	0
22 MCCOWN, Brianna	3	1	2	0	1.000	0	6	1	.857	0	0
49 ULRICH, Brooklyn	1	1	0	0	1.000	0	0	0	.000	0	0
44 ADAMS, Katie	264	238	25	1	.996	0	46	5	.902	14	0
43 HARRELL, Aly	265	259	4	2	.992	6	0	0	.000	0	0
23 STEVENSON, Mya	26	23	2	1	.962	1	0	0	.000	0	0
9 LOVE, Lauren	64	35	26	3	.953	1	0	0	.000	0	0
0 OWEN, Autumn	143	62	74	7	.951	2	9	1	.900	0	0
1 CHELEMEN, Grace	37	34	1	2	.946	1	0	0	.000	0	0
21 NESTER, Sydney	34	4	28	2	.941	0	36	1	.973	0	0
3 BROWN, Armani	75	28	42	5	.933	2	0	0	.000	0	0
4 COLEMAN, Alex	14	13	0	1	.929	0	0	0	.000	0	0
28 KENNEY, Kay Kay	10	9	0	1	.900	0	0	0	.000	0	0
77 WHITAKER, Madison	76	34	33	9	.882	3	0	0	.000	0	0
20 MICHALLAS, Camryn	33	10	19	4	.879	2	0	0	.000	0	0
13 LUCAS, Rielly	0	0	0	0	.000	0	0	0	.000	0	0
7 LEE, Amaya	0	0	0	0	.000	0	0	0	.000	0	0
16 PYE, Saige	0	0	0	0	.000	0	0	0	.000	0	0
Totals	1074	757	279	38	.965	9	55	6	.902	14	0
Opponents	1055	728	294	33	.969	16	31	3	.912	6	1

Hitting minimums - 1 Games 1 AB 1.0 AB/Game 1 TPA 1.0 TPA/Game

Pitching minimums - 1 Games 1 IP 1 BF 1.0 IP/Game

The Automated ScoreBook
Conference statistics for Marshall (as of Apr 17, 2022)
(C-USA games only Sorted by Batting avg)

Record: 11-4 Home: 9-0 Away: 2-4 C-USA: 11-4

Player	avg	gp-gs	ab	r	h	2b	3b	hr	rbi	tb	slg%	bb	hp	so	gdp	ob%	sf	sh	sb-att	po	a	e	fld%
43 HARRELL, Aly	.421	15-15	38	12	16	5	0	3	7	30	.789	14	7	7	0	.627	0	0	0-0	107	3	0	1.000
16 PYE, Saige	.408	15-15	49	11	20	3	0	8	16	47	.959	5	0	7	0	.455	1	0	0-0	0	0	0	.000
23 STEVENSON, Mya	.340	15-15	47	12	16	1	0	8	21	41	.872	4	4	10	0	.436	0	0	3-5	12	2	0	1.000
1 CHELEMEN, Grace	.326	14-14	46	9	15	3	1	0	8	20	.435	3	0	3	0	.367	0	2	2-2	18	0	2	.900
77 WHITAKER, Madison	.323	12-11	31	3	10	3	0	0	3	13	.419	4	2	4	0	.432	0	2	0-0	20	19	3	.929
0 OWEN, Autumn	.306	15-15	49	14	15	3	0	3	7	27	.551	5	0	10	1	.370	0	0	2-2	5	40	3	.938
44 ADAMS, Katie	.277	15-15	47	7	13	4	0	3	10	26	.553	4	0	6	1	.333	0	0	0-0	101	12	0	1.000
9 LOVE, Lauren	.200	13-12	35	1	7	1	0	0	3	8	.229	3	1	2	0	.282	0	1	0-0	12	2	0	1.000
3 BROWN, Armani	.156	15-15	32	7	5	0	0	0	1	5	.156	3	0	5	0	.222	1	2	2-2	11	18	3	.906

13 LUCAS, Rielly	.333	4-0	3	0	1	0	0	0	2	1	.333	1	0	1	0	.500	0	0	0-0	0	0	0	.000
4 COLEMAN, Alex	.273	10-4	11	4	3	0	0	0	2	3	.273	0	0	0	0	.273	0	0	0-0	6	0	0	1.000
28 KENNEY, Kay Kay	.250	10-3	12	2	3	1	0	0	1	4	.333	0	1	2	0	.308	0	0	0-0	2	0	1	.667
48 FERGINGA, Bub	.200	4-1	5	0	1	0	0	0	0	1	.200	0	0	0	0	.200	0	0	0-0	1	5	0	1.000
7 LEE, Amaya	.000	12-0	0	3	0	0	0	0	0	0	.000	0	0	0	0	.000	0	0	0-0	0	0	0	.000
Totals	.309	15	405	85	125	24	1	25	81	226	.558	46	15	57	2	.397	2	7	9-11	298	119	13	.970
Opponents	.227	15	366	44	83	13	3	6	43	120	.328	31	10	101	1	.301	5	8	20-23	290	107	10	.975

LOB - Team (101), Opp (78). DPs turned - Team (3), Opp (5). CI - Team (0), Opp (1).

(C-USA games only Sorted by Earned run avg)

Player	era	w-l	app	gs	cg	sho	sv	ip	h	r	er	bb	so	2b	3b	hr	b/avg	wp	hp	bk	sfa	sha
21 NESTER, Sydney	1.77	9-2	13	10	10	2/0	1	71.1	51	24	18	20	83	8	2	4	.195	5	5	0	2	4

48 FERGINGA, Bub	0.70	0-0	3	0	0	0/0	0	10.0	10	2	1	2	4	1	0	0	.303	0	2	0	1	0
22 MCCOWN, Brianna	4.34	1-1	3	2	0	0/0	0	9.2	11	6	6	4	7	1	0	1	.297	0	2	0	1	2
14 JOYCE, C.	6.00	1-1	3	3	0	0/0	0	7.0	8	7	6	4	6	3	1	1	.286	0	1	0	1	1
34 BLESSIN, Ashley	21.00	0-0	1	0	0	0/0	0	1.1	3	5	4	1	1	0	0	0	.429	0	0	0	0	1
Totals	2.47	11-4	15	15	10	2/0	1	99.1	83	44	35	31	101	13	3	6	.227	5	10	0	5	8

The Automated ScoreBook
Conference statistics for Marshall (as of Apr 17, 2022)
(C-USA games only Sorted by Fielding pct)

Player	c	po	a	e	fld%	dp	sba	csb	sba%	pb	ci
44 ADAMS, Katie	113	101	12	0	1.000	0	20	3	.870	6	0
43 HARRELL, Aly	110	107	3	0	1.000	3	0	0	.000	0	0
9 LOVE, Lauren	14	12	2	0	1.000	0	0	0	.000	0	0
23 STEVENSON, Mya	14	12	2	0	1.000	1	0	0	.000	0	0
48 FERGINGA, Bub	6	1	5	0	1.000	0	0	2	.000	0	0
4 COLEMAN, Alex	6	6	0	0	1.000	0	0	0	.000	0	0
22 MCCOWN, Brianna	3	1	2	0	1.000	0	2	1	.667	0	0
14 JOYCE, C.	1	0	1	0	1.000	0	2	0	1.000	0	0
21 NESTER, Sydney	18	2	15	1	.944	0	16	0	1.000	0	0
0 OWEN, Autumn	48	5	40	3	.938	1	0	0	.000	0	0
77 WHITAKER, Madison	42	20	19	3	.929	1	0	0	.000	0	0
3 BROWN, Armani	32	11	18	3	.906	0	0	0	.000	0	0
1 CHELEMEN, Grace	20	18	0	2	.900	0	0	0	.000	0	0
28 KENNEY, Kay Kay	3	2	0	1	.667	0	0	0	.000	0	0
13 LUCAS, Rielly	0	0	0	0	.000	0	0	0	.000	0	0
34 BLESSIN, Ashley	0	0	0	0	.000	0	0	0	.000	0	0
16 PYE, Saige	0	0	0	0	.000	0	0	0	.000	0	0
7 LEE, Amaya	0	0	0	0	.000	0	0	0	.000	0	0
Totals	430	298	119	13	.970	3	20	3	.870	6	0
Opponents	407	290	107	10	.975	5	9	2	.818	2	1

Hitting minimums - 1 Games 1 AB 1.0 AB/Game 1 TPA 1.0 TPA/Game
Pitching minimums - 1 Games 1 IP 1 BF 1.0 IP/Game

The Automated ScoreBook
Overall Statistics for Marshall (as of Apr 20, 2022)
(Last 10 games Sorted by Batting avg)

Record: 8-2 Home: 5-0 Away: 3-2 C-USA: 6-1

Player	avg	gp-gs	ab	r	h	2b	3b	hr	rbi	tb	slg%	bb	hp	so	gdp	ob%	sf	sh	sb-att	po	a	e	fld%
16 PYE, Saige	.367	10-10	30	8	11	2	0	4	5	25	.833	4	0	8	0	.441	0	0	0-0	0	0	0	.000
77 WHITAKER, Madison	.346	10-10	26	4	9	3	0	0	1	12	.462	4	1	3	0	.452	0	1	0-0	22	18	0	1.000
1 CHELEMEN, Grace	.324	10-10	34	5	11	1	0	0	7	12	.353	2	0	2	0	.361	0	2	3-3	10	0	0	1.000
44 ADAMS, Katie	.300	10-10	30	5	9	4	0	2	8	19	.633	1	1	4	0	.344	0	0	0-0	68	7	0	1.000
23 STEVENSON, Mya	.290	10-10	31	5	9	1	0	3	11	19	.613	2	2	5	0	.371	0	0	1-3	4	0	1	.800
0 OWEN, Autumn	.276	10-10	29	7	8	4	0	2	5	18	.621	5	0	5	1	.382	0	0	1-1	5	25	3	.909
4 COLEMAN, Alex	.273	5-4	11	0	3	0	0	0	2	3	.273	0	0	0	0	.273	0	0	0-0	2	0	0	1.000
43 HARRELL, Aly	.250	10-10	24	4	6	1	0	2	3	13	.542	8	7	5	0	.538	0	0	0-0	67	4	2	.973
3 BROWN, Armani	.182	10-10	22	5	4	0	0	0	1	4	.182	2	0	3	0	.240	1	1	1-1	8	16	3	.889
9 LOVE, Lauren	.083	7-6	12	0	1	0	0	0	1	1	.083	1	0	0	0	.143	1	1	0-0	7	0	0	1.000

13 LUCAS, Rielly	.500	3-0	2	0	1	0	0	0	1	1	.500	1	0	1	0	.667	0	0	0-0	0	0	0	.000
28 KENNEY, Kay Kay	.000	9-0	5	2	0	0	0	0	0	0	.000	0	0	1	0	.000	0	0	0-0	0	0	0	.000
7 LEE, Amaya	.000	10-0	0	3	0	0	0	0	0	0	.000	0	0	0	0	.000	0	0	0-0	0	0	0	.000
Totals	.281	10	256	48	72	16	0	13	45	127	.496	30	11	37	1	.378	2	5	6-8	195	83	9	.969
Opponents	.225	10	236	21	53	6	2	3	17	72	.305	16	4	67	1	.283	2	9	22-25	189	62	7	.973

LOB - Team (67), Opp (51). DPs turned - Team (2), Opp (2).

(Last 10 games Sorted by Earned run avg)

Player	era	w-l	app	gs	cg	sho	sv	ip	h	r	er	bb	so	2b	3b	hr	b/avg	wp	hp	bks	sfa	sha
21 NESTER, Sydney	1.02	7-0	8	7	7	2/0	1	48.0	31	11	7	14	52	3	1	1	.185	3	2	0	1	5

22 MCCOWN, Brianna	0.81	1-1	2	1	0	0/0	0	8.2	7	2	1	2	9	0	0	1	.212	1	1	0	0	1
48 FERINGA, Bub	1.24	0-0	2	1	0	0/0	0	5.2	8	3	1	0	4	2	0	0	.364	0	1	0	0	1
14 JOYCE, C.	10.50	0-1	2	1	0	0/0	0	2.2	7	5	4	0	2	1	1	1	.538	0	0	0	1	2
Totals	1.40	8-2	10	10	7	2/0	1	65.0	53	21	13	16	67	6	2	3	.225	4	4	0	2	9
Opponents	4.89	2-8	10	10	2	0/0	2	63.0	72	48	44	30	37	16	0	13	.281	8	11	0	2	5

PB - Team (1), ADAMS, K. 1, Opp (1). Pickoffs - Team (1), ADAMS, K. 1. SBA/ATT - ADAMS, K. (22-25), NESTER, S. (15-16), MCCOWN, B. (5-6), JOYCE, C. (2-2), FERINGA, B. (0-1).

The Automated ScoreBook
Overall Statistics for Marshall (as of Apr 20, 2022)
(Last 10 games Sorted by Fielding pct)

Player	c	po	a	e	fld%	dp	sba	csb	sba%	pb	ci
44 ADAMS, Katie	75	68	7	0	1.000	0	22	3	.880	1	0
77 WHITAKER, Madison	40	22	18	0	1.000	1	0	0	.000	0	0
21 NESTER, Sydney	10	2	8	0	1.000	0	15	1	.938	0	0
1 CHELEMEN, Grace	10	10	0	0	1.000	0	0	0	.000	0	0
9 LOVE, Lauren	7	7	0	0	1.000	0	0	0	.000	0	0
48 FERINGA, Bub	3	0	3	0	1.000	0	0	1	.000	0	0
4 COLEMAN, Alex	2	2	0	0	1.000	0	0	0	.000	0	0
14 JOYCE, C.	1	0	1	0	1.000	0	2	0	1.000	0	0
22 MCCOWN, Brianna	1	0	1	0	1.000	0	5	1	.833	0	0
43 HARRELL, Aly	73	67	4	2	.973	2	0	0	.000	0	0
0 OWEN, Autumn	33	5	25	3	.909	0	0	0	.000	0	0
3 BROWN, Armani	27	8	16	3	.889	1	0	0	.000	0	0
23 STEVENSON, Mya	5	4	0	1	.800	0	0	0	.000	0	0
7 LEE, Amaya	0	0	0	0	.000	0	0	0	.000	0	0
16 PYE, Saige	0	0	0	0	.000	0	0	0	.000	0	0
28 KENNEY, Kay Kay	0	0	0	0	.000	0	0	0	.000	0	0
13 LUCAS, Rielly	0	0	0	0	.000	0	0	0	.000	0	0
Totals	287	195	83	9	.969	2	22	3	.880	1	0
Opponents	258	189	62	7	.973	2	6	2	.750	1	0

Hitting minimums - 1 Games 1 AB 1.0 AB/Game 1 TPA 1.0 TPA/Game

Pitching minimums - 1 Games 1 IP 1 BF 1.0 IP/Game

The Automated ScoreBook
Overall Statistics for Marshall (as of Apr 20, 2022)
(Home games Sorted by Batting avg)

Record: 18-0 Home: 18-0 Away: 0-0 C-USA: 9-0

Player	avg	gp-gs	ab	r	h	2b	3b	hr	rbi	tb	slg%	bb	hp	so	gdp	ob%	sf	sh	sb-att	po	a	e	fld%
0 OWEN, Autumn	.480	18-18	50	21	24	6	0	3	12	39	.780	9	0	5	1	.550	1	0	4-4	45	37	2	.976
43 HARRELL, Aly	.478	18-18	46	19	22	7	0	3	16	38	.826	19	6	5	0	.662	0	0	1-1	124	1	1	.992
23 STEVENSON, Mya	.453	18-18	53	17	24	5	0	6	23	47	.887	5	4	7	0	.516	2	0	5-7	6	1	0	1.000
16 PYE, Saige	.439	18-18	57	17	25	2	0	9	22	54	.947	7	0	5	0	.492	1	0	0-0	0	0	0	.000
1 CHELEMEN, Grace	.417	17-11	36	9	15	3	1	0	7	20	.556	6	0	0	0	.500	0	2	4-4	14	1	2	.882
77 WHITAKER, Madison	.394	14-11	33	5	13	5	0	0	4	18	.545	5	1	4	0	.487	0	2	0-0	21	27	6	.889
48 FERINGA, Bub	.364	9-6	22	3	8	2	0	0	4	10	.455	0	0	0	0	.364	0	0	0-0	4	5	0	1.000
9 LOVE, Lauren	.360	15-15	50	10	18	5	0	2	16	29	.580	4	1	5	0	.418	0	0	0-0	18	12	1	.968
4 COLEMAN, Alex	.348	14-11	23	8	8	0	0	0	2	8	.348	1	0	1	0	.375	0	2	1-1	2	0	0	1.000
3 BROWN, Armani	.294	16-15	34	8	10	1	0	0	3	11	.324	2	0	5	0	.333	0	3	3-3	14	23	2	.949
44 ADAMS, Katie	.262	14-14	42	9	11	3	0	4	12	26	.619	2	1	2	1	.311	0	0	0-0	90	12	0	1.000

20 MICHALLAS, Camryn	.800	3-3	5	3	4	0	0	0	0	4	.800	0	1	0	0	.833	0	0	1-1	1	2	1	.750
28 KENNEY, Kay Kay	.250	10-0	8	3	2	0	1	0	4	4	.500	1	0	1	0	.333	0	0	0-0	1	0	0	1.000
13 LUCAS, Rielly	.222	9-4	9	2	2	1	0	0	4	3	.333	6	1	0	0	.563	0	0	0-0	0	0	0	.000
7 LEE, Amaya	.000	14-0	1	6	0	0	0	0	0	0	.000	0	0	1	0	.000	0	0	0-0	0	0	0	.000
Totals	.397	18	469	140	186	40	2	27	129	311	.663	67	15	41	2	.483	4	9	19-21	342	135	15	.970
Opponents	.178	18	409	34	73	13	1	7	29	109	.267	35	7	133	2	.254	2	5	20-23	299	130	10	.977

LOB - Team (125), Opp (82). DPs turned - Team (3), Opp (4).

(Home games Sorted by Earned run avg)

Player	era	w-l	app	gs	cg	sho	sv	ip	h	r	er	bb	so	2b	3b	hr	b/avg	wp	hp	bk	sfa	sha
21 NESTER, Sydney	1.01	13-0	16	12	12	6/0	2	83.0	41	16	12	21	105	6	0	5	.141	4	4	0	1	2

48 FERINGA, Bub	0.00	0-0	2	0	0	0/0	0	6.0	5	1	0	5	3	0	0	0	.250	1	1	0	0	0
22 MCCOWN, Brianna	1.83	2-0	3	1	0	0/0	0	7.2	5	2	2	4	6	0	0	1	.185	0	1	0	0	1
14 JOYCE, C.	4.38	3-0	5	5	2	1/0	0	16.0	19	10	10	4	18	7	1	1	.292	1	1	0	1	1
34 BLESSIN, Ashley	21.00	0-0	1	0	0	0/0	0	1.1	3	5	4	1	1	0	0	0	.429	0	0	0	0	1
Totals	1.72	18-0	18	18	14	7/0	2	114.0	73	34	28	35	133	13	1	7	.178	6	7	0	2	5
Opponents	8.99	0-18	18	18	4	0/0	0	99.2	186	140	128	67	41	40	2	27	.397	13	15	0	4	9

PB - Team (3), ADAMS, K. 3, Opp (3). Pickoffs - Team (1), ADAMS, K. 1. SBA/ATT - NESTER, S. (16-17), ADAMS, K. (13-15), OWEN, A. (7-8), MCCOWN, B. (2-3), FERINGA, B. (2-3).

The Automated ScoreBook
Overall Statistics for Marshall (as of Apr 17, 2022)
(Away games Sorted by Batting avg)

Record: 5-7 Home: 0-0 Away: 5-7 C-USA: 2-4

Player	avg	gp-gs	ab	r	h	2b	3b	hr	rbi	tb	slg%	bb	hp	so	gdp	ob%	sf	sh	sb-att	po	a	e	fld%
43 HARRELL, Aly	.472	12-12	36	7	17	2	0	3	9	28	.778	5	6	2	0	.596	0	0	0-0	75	3	1	.987
16 PYE, Saige	.333	12-12	36	6	12	3	0	3	8	24	.667	5	1	9	0	.429	0	0	0-0	0	0	0	.000
77 WHITAKER, Madison	.278	8-6	18	1	5	2	0	0	1	7	.389	2	1	1	0	.381	0	0	0-0	11	4	2	.882
23 STEVENSON, Mya	.256	12-12	39	7	10	1	0	7	13	32	.821	3	0	11	0	.310	0	0	1-1	10	1	1	.917
44 ADAMS, Katie	.242	12-12	33	4	8	4	0	0	5	12	.364	5	2	8	0	.375	0	0	0-0	84	8	1	.989
28 KENNEY, Kay Kay	.238	11-4	21	2	5	2	0	0	1	7	.333	0	1	4	1	.273	0	0	0-0	5	0	1	.833
0 OWEN, Autumn	.229	11-11	35	4	8	2	0	2	3	16	.457	3	0	8	0	.289	0	0	1-1	7	26	3	.917
1 CHELEMEN, Grace	.212	11-9	33	5	7	2	0	0	5	9	.273	1	0	6	0	.229	1	1	1-1	13	0	0	1.000
9 LOVE, Lauren	.133	12-11	30	3	4	1	0	0	1	5	.167	3	0	2	0	.206	1	2	0-0	10	7	0	1.000
3 BROWN, Armani	.125	11-10	24	4	3	0	0	0	1	3	.125	3	0	4	0	.214	1	0	0-0	10	8	2	.900

48 FERINGA, Bub	.333	4-1	3	1	1	0	0	1	2	4	1.333	1	0	0	0	.500	0	0	0-0	0	4	0	1.000
20 MICHALLAS, Camryn	.300	3-3	10	2	3	1	0	0	2	4	.400	0	0	1	1	.300	0	0	0-0	1	9	0	1.000
13 LUCAS, Rielly	.167	5-1	6	1	1	0	0	0	0	1	.167	1	0	2	0	.286	0	0	0-0	0	0	0	.000
4 COLEMAN, Alex	.000	8-4	7	2	0	0	0	0	0	0	.000	0	0	1	0	.000	0	2	0-0	8	0	1	.889
7 LEE, Amaya	.000	9-0	0	3	0	0	0	0	0	0	.000	0	0	0	0	.000	0	0	0-0	0	0	0	.000
49 ULRICH, Brooklyn	.000	1-0	0	0	0	0	0	0	0	0	.000	0	0	0	0	.000	0	0	0-0	0	0	0	.000
Totals	.254	12	331	52	84	20	0	16	51	152	.459	32	11	59	2	.337	3	5	3-3	237	81	13	.961
Opponents	.291	12	316	51	92	16	4	5	47	131	.415	22	5	89	2	.342	5	8	18-20	255	93	11	.969

LOB - Team (76), Opp (67). DPs turned - Team (4), Opp (7). CI - Team (0), Opp (1).

(Away games Sorted by Earned run avg)

Player	era	w-l	app	gs	cg	sho	sv	ip	h	r	er	bb	so	2b	3b	hr	b/avg	wp	hp	bk	sfa	sha
21 NESTER, Sydney	2.22	4-3	9	8	7	0/0	1	53.2	51	27	17	14	70	8	3	2	.244	4	3	0	1	4

48 FERINGA, Bub	1.56	0-0	4	1	0	0/0	0	9.0	13	5	2	2	4	3	0	0	.361	0	1	0	1	1
22 MCCOWN, Brianna	4.00	0-3	3	1	0	0/0	0	7.0	10	7	4	2	7	1	0	0	.333	1	1	0	1	1
14 JOYCE, C.	7.50	1-1	3	2	0	0/0	0	9.1	18	12	10	4	8	4	1	3	.439	0	0	0	2	2
Totals	2.92	5-7	12	12	7	0/0	1	79.0	92	51	33	22	89	16	4	5	.291	5	5	0	5	8
Opponents	3.71	7-5	12	12	1	1/1	3	85.0	84	52	45	32	59	20	0	16	.254	5	11	0	3	5

PB - Team (9), ADAMS, K. 9, Opp (2). SBA/ATT - ADAMS, K. (18-20), NESTER, S. (11-11), MCCOWN, B. (4-4), FERINGA, B. (1-3), JOYCE, C. (2-2).

The Automated ScoreBook
Overall Statistics for Marshall (as of Feb 20, 2022)
(Buzz Classic Sorted by Batting avg)

Record: 3-1 Home: 0-0 Away: 0-0 Neutral: 3-1 C-USA: 0-0

Player	avg	gp-gs	ab	r	h	2b	3b	hr	rbi	tb	slg%	bb	hp	so	gdp	ob%	sf	sh	sb-att	po	a	e	fld%
9 LOVE, Lauren	.500	3-2	6	1	3	0	0	1	3	6	1.000	0	0	0	0	.500	0	0	0-0	2	1	0	1.000
77 WHITAKER, Madison	.500	2-2	4	1	2	0	0	1	2	5	1.250	0	0	1	0	.500	0	0	0-0	1	1	1	.667
44 ADAMS, Katie	.444	4-4	9	3	4	2	0	1	2	9	1.000	1	0	2	0	.500	0	0	0-0	29	3	0	1.000
23 STEVENSON, Mya	.400	4-4	10	4	4	2	0	2	5	12	1.200	0	0	0	0	.400	0	0	0-0	3	0	0	1.000
43 HARRELL, Aly	.364	4-4	11	2	4	1	0	1	3	8	.727	0	1	1	0	.417	0	0	0-0	23	0	0	1.000
0 OWEN, Autumn	.250	4-3	8	1	2	1	0	0	1	3	.375	0	0	5	0	.250	0	0	0-0	1	4	1	.833
28 KENNEY, Kay Kay	.250	3-2	4	1	1	0	0	0	0	1	.250	0	0	3	0	.250	0	0	1-1	0	0	0	.000
16 PYE, Saige	.200	4-4	10	2	2	0	0	1	3	5	.500	0	2	1	0	.333	0	0	0-0	0	0	0	.000
20 MICHALLAS, Camryn	.200	3-3	5	0	1	0	0	0	0	1	.200	0	0	1	0	.200	0	0	0-0	4	5	0	1.000
1 CHELEMEN, Grace	.083	4-4	12	3	1	1	0	0	0	2	.167	1	0	3	0	.154	0	0	1-1	2	0	0	1.000
3 BROWN, Armani	.000	4-4	5	1	0	0	0	0	0	0	.000	0	0	1	0	.000	0	1	0-0	2	4	0	1.000
13 LUCAS, Rielly	.000	2-0	2	0	0	0	0	0	1	0	.000	1	0	0	0	.333	0	0	0-0	0	0	0	.000
49 ULRICH, Brooklyn	.000	3-0	0	2	0	0	0	0	0	0	.000	0	0	0	0	.000	0	0	0-0	0	0	0	.000
7 LEE, Amaya	.000	2-0	0	1	0	0	0	0	0	0	.000	0	0	0	0	.000	0	0	0-0	0	0	0	.000
4 COLEMAN, Alex	.000	2-0	0	1	0	0	0	0	0	0	.000	0	0	0	0	.000	0	0	0-0	0	0	0	.000
Totals	.279	4	86	23	24	7	0	7	20	52	.605	3	3	18	0	.326	0	1	2-2	67	23	2	.978
Opponents	.233	4	86	13	20	1	0	2	12	27	.314	7	5	30	0	.327	0	0	8-9	63	25	2	.978

LOB - Team (7), Opp (18). DPs turned - Team (0), Opp (1).

(Buzz Classic Sorted by Earned run avg)

Player	era	w-l	app	gs	cg	sho	sv	ip	h	r	er	bb	so	2b	3b	hr	b/avg	wp	hp	bks	sfa	sha
21 NESTER, Sydney	0.00	3-0	3	2	2	2/0	0	14.0	6	0	0	1	25	1	0	0	.125	0	1	0	0	0
34 BLESSIN, Ashley	4.20	0-0	2	0	0	0/0	0	5.0	4	3	3	3	2	0	0	0	.222	0	3	0	0	0
48 FERINGA, Bub	15.75	0-0	1	0	0	0/0	0	1.1	4	4	3	2	1	0	0	0	.444	0	0	0	0	0
14 JOYCE, C.	21.00	0-1	2	2	0	0/0	0	2.0	6	6	6	1	2	0	0	2	.545	0	1	0	0	0
Totals	3.76	3-1	4	4	2	2/0	0	22.1	20	13	12	7	30	1	0	2	.233	0	5	0	0	0
Opponents	7.33	1-3	4	4	2	0/0	0	21.0	24	23	22	3	18	7	0	7	.279	1	3	0	0	1

PB - Team (1), ADAMS, K. 1. SBA/ATT - ADAMS, K. (7-8), FERINGA, B. (4-4), BLESSIN, A. (2-3), OWEN, A. (1-1), JOYCE, C. (1-1), NESTER, S. (1-1).

The Automated ScoreBook
Overall Statistics for Marshall (as of Feb 20, 2022)
(Battle at the Beach Sorted by Batting avg)

Record: 2-3 Home: 0-0 Away: 1-1 Neutral: 1-2 C-USA: 0-0

Player	avg	gp-gs	ab	r	h	2b	3b	hr	rbi	tb	slg%	bb	hp	so	gdp	ob%	sf	sh	sb-att	po	a	e	fld%
77 WHITAKER, Madison	.600	3-3	5	1	3	0	0	0	0	3	.600	2	0	1	0	.714	0	0	0-0	1	1	1	.667
43 HARRELL, Aly	.500	5-5	14	3	7	1	0	1	2	11	.786	4	2	0	0	.650	0	0	0-0	35	0	0	1.000
1 CHELEMEN, Grace	.375	5-5	16	2	6	1	0	0	4	7	.438	2	0	2	0	.421	1	0	0-0	5	0	0	1.000
28 KENNEY, Kay Kay	.375	4-2	8	3	3	1	0	1	4	7	.875	1	1	1	1	.500	0	0	0-0	2	0	0	1.000
0 OWEN, Autumn	.300	4-3	10	2	3	0	0	1	2	6	.600	1	0	0	1	.333	1	0	0-1	10	4	1	.933
23 STEVENSON, Mya	.286	5-5	14	2	4	2	0	1	2	9	.643	3	0	3	0	.412	0	0	0-0	4	0	0	1.000
20 MICHALLAS, Camryn	.250	5-5	12	2	3	0	0	0	4	3	.250	0	0	0	1	.250	0	0	0-0	1	9	3	.769
16 PYE, Saige	.231	5-5	13	3	3	1	0	1	2	7	.538	3	1	2	1	.412	0	0	0-0	0	0	0	.000
9 LOVE, Lauren	.200	5-5	15	3	3	1	0	0	1	4	.267	1	0	0	1	.250	0	1	0-0	4	9	1	.929
44 ADAMS, Katie	.071	5-5	14	2	1	0	0	1	4	4	.286	1	1	3	0	.188	0	0	0-0	26	3	1	.967
3 BROWN, Armani	.000	4-2	5	0	0	0	0	0	0	0	.000	0	0	1	0	.000	0	1	0-0	3	3	0	1.000
48 FERINGA, Bub	1.000	2-0	2	1	2	0	0	1	2	5	2.500	0	0	0	0	1.000	0	0	0-0	0	0	0	.000
13 LUCAS, Rielly	1.000	2-0	1	1	1	0	0	0	0	1	1.000	1	0	0	0	1.000	0	0	0-0	0	0	0	.000
7 LEE, Amaya	.000	3-0	0	2	0	0	0	0	0	0	.000	0	0	0	0	.000	0	0	0-0	0	0	0	.000
49 ULRICH, Brooklyn	.000	2-0	0	0	0	0	0	0	0	0	.000	0	0	0	0	.000	0	0	0-0	0	0	0	.000
4 COLEMAN, Alex	.000	3-0	0	1	0	0	0	0	0	0	.000	0	0	0	0	.000	0	0	0-0	0	0	1	.000
Totals	.302	5	129	28	39	7	0	7	27	67	.519	19	5	13	5	.406	2	2	0-1	93	37	9	.935
Opponents	.296	5	135	25	40	9	0	6	23	67	.496	12	3	37	1	.362	2	2	7-7	99	49	4	.974

LOB - Team (30), Opp (36). DPs turned - Team (2), Opp (5).

(Battle at the Beach Sorted by Earned run avg)

Player	era	w-l	app	gs	cg	sho	sv	ip	h	r	er	bb	so	2b	3b	hr	b/avg	wp	hp	bks	sfa	sha
21 NESTER, Sydney	2.77	1-2	4	3	2	1/0	1	17.2	18	11	7	6	27	4	0	1	.240	3	1	0	0	2
14 JOYCE, C.	4.94	1-1	2	1	0	0/0	0	11.1	16	10	8	6	8	4	0	4	.333	1	1	0	2	0
48 FERINGA, Bub	0.00	0-0	1	0	0	0/0	0	0.2	1	0	0	0	1	0	0	0	.333	0	0	0	0	0
34 BLESSIN, Ashley	21.00	0-0	1	1	0	0/0	0	1.1	5	4	4	0	1	1	0	1	.556	0	1	0	0	0
Totals	4.29	2-3	5	5	2	1/0	1	31.0	40	25	19	12	37	9	0	6	.296	4	3	0	2	2
Opponents	5.52	3-2	5	5	0	0/0	1	33.0	39	28	26	19	13	7	0	7	.302	3	5	0	2	2

PB - Team (1), ADAMS, K. 1, Opp (2). SBA/ATT - ADAMS, K. (6-6), NESTER, S. (6-6), OWEN, A. (1-1), FERINGA, B. (1-1).

The Automated ScoreBook
Overall Statistics for Marshall (as of Feb 28, 2022)
(Camel Stampede Sorted by Batting avg)

Record: 3-1 Home: 0-0 Away: 1-0 Neutral: 2-1 C-USA: 0-0

Player	avg	gp-gs	ab	r	h	2b	3b	hr	rbi	tb	slg%	bb	hp	so	gdp	ob%	sf	sh	sb-att	po	a	e	fld%
16 PYE, Saige	.500	4-4	12	5	6	2	0	2	7	14	1.167	1	2	3	0	.600	0	0	0-0	0	0	0	.000
9 LOVE, Lauren	.455	4-4	11	5	5	2	0	0	3	7	.636	1	2	3	0	.571	0	2	1-1	4	2	1	.857
13 LUCAS, Rielly	.429	3-2	7	2	3	0	0	0	2	3	.429	2	0	0	0	.556	0	0	0-0	0	0	0	.000
20 MICHALLAS, Camryn	.375	3-2	8	2	3	1	0	0	1	4	.500	0	0	3	0	.375	0	0	0-0	4	3	0	1.000
43 HARRELL, Aly	.333	4-4	9	4	3	0	0	0	2	3	.333	7	1	1	0	.647	0	0	0-0	28	0	0	1.000
0 OWEN, Autumn	.300	3-3	10	1	3	0	0	0	0	3	.300	0	0	2	0	.300	0	0	1-1	1	8	1	.900
44 ADAMS, Katie	.273	4-4	11	4	3	2	0	0	4	5	.455	4	1	1	0	.500	0	0	0-0	30	4	0	1.000
23 STEVENSON, Mya	.182	4-4	11	2	2	1	0	0	2	3	.273	3	0	5	0	.357	0	0	1-1	0	0	0	.000
28 KENNEY, Kay Kay	.167	3-2	6	0	1	0	0	0	0	1	.167	0	1	2	0	.286	0	0	0-0	3	0	0	1.000
48 FERINGA, Bub	.143	3-2	7	2	1	1	0	0	2	2	.286	0	0	2	0	.125	1	0	0-0	0	5	0	1.000
1 CHELEMEN, Grace	.000	3-2	7	0	0	0	0	0	0	0	.000	0	0	4	0	.000	0	0	0-0	1	0	0	1.000

4 COLEMAN, Alex	.333	4-2	3	2	1	0	0	0	2	1	.333	2	0	1	0	.600	0	3	2-2	4	0	0	1.000
3 BROWN, Armani	.000	3-2	1	0	0	0	0	0	0	0	.000	0	0	1	0	.000	0	0	1-1	1	5	1	.857
49 ULRICH, Brooklyn	.000	2-0	0	0	0	0	0	0	0	0	.000	1	0	0	0	1.000	0	0	1-1	1	0	0	1.000
7 LEE, Amaya	.000	2-0	0	1	0	0	0	0	0	0	.000	0	0	0	0	.000	0	0	0-0	0	0	0	.000
Totals	.301	4	103	30	31	9	0	2	25	46	.447	21	7	28	0	.447	1	5	7-7	78	30	3	.973
Opponents	.194	4	98	8	19	1	0	2	6	26	.265	6	1	33	0	.245	1	0	5-5	75	23	10	.907

LOB - Team (32), Opp (20). DPs turned - Team (1), Opp (1).

(Camel Stampede Sorted by Earned run avg)

Player	era	w-l	app	gs	cg	sho	sv	ip	h	r	er	bb	so	2b	3b	hr	b/avg	wp	hp	bks	sfa	sha
21 NESTER, Sydney	0.88	1-1	3	2	2	0/0	0	16.0	8	4	2	5	29	0	0	0	.143	1	0	0	1	0
48 FERINGA, Bub	1.40	1-0	1	1	0	0/0	0	5.0	5	2	1	0	2	0	0	0	.227	0	0	0	0	0
14 JOYCE, C.	2.80	1-0	1	1	1	0/0	0	5.0	6	2	2	1	2	1	0	2	.300	0	1	0	0	0
Totals	1.35	3-1	4	4	3	0/0	0	26.0	19	8	5	6	33	1	0	2	.194	1	1	0	1	0
Opponents	7.00	1-3	4	4	1	1/0	0	25.0	31	30	25	21	28	9	0	2	.301	2	7	0	1	5

PB - Team (2), ADAMS, K. 2. SBA/ATT - ADAMS, K. (5-5), NESTER, S. (5-5).

The Automated ScoreBook
Overall Statistics for Marshall (as of Mar 09, 2022)
(Round Robin Sorted by Batting avg)

Record: 5-0 Home: 5-0 Away: 0-0 C-USA: 0-0

Player	avg	gp-gs	ab	r	h	2b	3b	hr	rbi	tb	slg%	bb	hp	so	gdp	ob%	sf	sh	sb-att	po	a	e	fld%
20 MICHALLAS, Camryn	.800	3-3	5	3	4	0	0	0	0	4	.800	0	1	0	0	.833	0	0	1-1	1	2	1	.750
43 HARRELL, Aly	.571	5-5	14	6	8	2	0	0	6	10	.714	3	1	0	0	.667	0	0	1-1	28	0	0	1.000
9 LOVE, Lauren	.563	5-5	16	7	9	2	0	1	10	14	.875	2	0	0	0	.611	0	0	0-0	7	5	1	.923
23 STEVENSON, Mya	.538	5-5	13	6	7	3	0	1	5	13	1.000	1	0	2	0	.500	2	0	1-1	0	0	0	.000
16 PYE, Saige	.471	5-5	17	4	8	0	0	1	6	11	.647	0	0	1	0	.471	0	0	0-0	0	0	0	.000
0 OWEN, Autumn	.444	5-5	9	3	4	0	0	0	1	4	.444	2	0	1	0	.500	1	0	1-1	19	5	0	1.000
3 BROWN, Armani	.400	3-2	5	1	2	0	0	0	0	2	.400	1	0	1	0	.500	0	0	1-1	3	5	0	1.000
48 FERINGA, Bub	.385	5-3	13	3	5	1	0	0	4	6	.462	0	0	0	0	.385	0	0	0-0	2	2	0	1.000
4 COLEMAN, Alex	.286	5-5	7	4	2	0	0	0	0	2	.286	1	0	1	0	.375	0	2	1-1	2	0	0	1.000
13 LUCAS, Rielly	.167	3-3	6	2	1	1	0	0	2	2	.333	2	0	0	0	.375	0	0	0-0	0	0	0	.000
44 ADAMS, Katie	.143	3-3	7	1	1	0	0	1	2	4	.571	1	0	0	0	.250	0	0	0-0	23	2	0	1.000

28 KENNEY, Kay Kay	.500	3-0	2	1	1	0	1	0	3	3	1.500	1	0	1	0	.667	0	0	0-0	0	0	0	.000
77 WHITAKER, Madison	.000	3-0	4	0	0	0	0	0	1	0	.000	0	0	0	0	.000	0	0	0-0	1	0	2	.333
1 CHELEMEN, Grace	.000	4-1	2	1	0	0	0	0	0	0	.000	1	0	0	0	.333	0	0	1-1	1	1	0	1.000
7 LEE, Amaya	.000	3-0	1	1	0	0	0	0	0	0	.000	0	0	1	0	.000	0	0	0-0	0	0	0	.000
Totals	.430	5	121	43	52	9	1	4	40	75	.620	15	2	8	0	.489	3	2	7-7	87	25	4	.966
Opponents	.129	5	101	1	13	3	1	0	1	18	.178	2	0	44	0	.144	1	0	1-1	74	36	3	.973

LOB - Team (26), Opp (16). DPs turned - Team (1), Opp (2).

(Round Robin Sorted by Earned run avg)

Player	era	w-l	app	gs	cg	sho	sv	ip	h	r	er	bb	so	2b	3b	hr	b/avg	wp	hp	bks	sfa	sha
21 NESTER, Sydney	0.00	3-0	3	3	3	3/0	0	19.0	5	0	0	2	31	1	0	0	.078	0	0	0	0	0
14 JOYCE, C.	0.70	2-0	2	2	2	1/0	0	10.0	8	1	1	0	13	2	1	0	.216	1	0	0	1	0
Totals	0.24	5-0	5	5	5	4/0	0	29.0	13	1	1	2	44	3	1	0	.129	1	0	0	1	0
Opponents	10.50	0-5	5	5	2	0/0	0	24.2	52	43	37	15	8	9	1	4	.430	5	2	0	3	2

PB - Team (1), ADAMS, K. 1, Opp (2). SBA/ATT - OWEN, A. (1-1), NESTER, S. (1-1).

The Automated ScoreBook
Overall Statistics for Marshall (as of Mar 13, 2022)
(March Madness Sorted by Batting avg)

Record: 3-0 Home: 3-0 Away: 0-0 C-USA: 0-0

Player	avg	gp-gs	ab	r	h	2b	3b	hr	rbi	tb	slg%	bb	hp	so	gdp	ob%	sf	sh	sb-att	po	a	e	fld%
0 OWEN, Autumn	.875	3-3	8	4	7	3	0	0	3	10	1.250	3	0	0	0	.909	0	0	1-1	23	3	1	.963
3 BROWN, Armani	.571	3-3	7	2	4	1	0	0	3	5	.714	1	0	0	0	.625	0	1	0-0	4	4	0	1.000
43 HARRELL, Aly	.545	3-3	11	4	6	2	0	1	4	11	1.000	1	0	0	0	.583	0	0	0-0	18	0	0	1.000
23 STEVENSON, Mya	.500	3-3	10	2	5	1	0	1	4	9	.900	1	0	0	0	.545	0	0	2-2	1	0	0	1.000
16 PYE, Saige	.500	3-3	8	4	4	1	0	1	3	8	1.000	3	0	1	0	.636	0	0	0-0	0	0	0	.000
48 FERINGA, Bub	.400	2-2	5	0	2	1	0	0	0	3	.600	0	0	0	0	.400	0	0	0-0	1	0	0	1.000
4 COLEMAN, Alex	.375	3-3	8	2	3	0	0	0	0	3	.375	0	0	0	0	.375	0	0	0-0	0	0	0	.000
9 LOVE, Lauren	.231	3-3	13	2	3	2	0	1	3	8	.615	0	0	3	0	.231	0	0	0-0	3	6	0	1.000
77 WHITAKER, Madison	.167	2-2	6	1	1	1	0	0	0	2	.333	1	0	1	0	.286	0	0	0-0	2	7	1	.900
28 KENNEY, Kay Kay	.000	2-0	3	0	0	0	0	0	0	0	.000	0	0	0	0	.000	0	0	0-0	1	0	0	1.000
44 ADAMS, Katie	.000	1-1	3	0	0	0	0	0	0	0	.000	0	0	0	0	.000	0	0	0-0	6	0	0	1.000

13 LUCAS, Rielly	.000	2-1	1	0	0	0	0	0	0	0	.000	2	1	0	0	.750	0	0	0-0	0	0	0	.000
1 CHELEMEN, Grace	.000	3-0	1	0	0	0	0	0	0	0	.000	1	0	0	0	.500	0	0	0-0	0	0	0	.000
7 LEE, Amaya	.000	3-0	0	2	0	0	0	0	0	0	.000	0	0	0	0	.000	0	0	0-0	0	0	0	.000
Totals	.417	3	84	23	35	12	0	4	20	59	.702	13	1	5	0	.500	0	1	3-3	60	20	2	.976
Opponents	.216	3	74	10	16	4	0	1	7	23	.311	7	1	28	1	.293	0	1	6-7	51	28	1	.988

LOB - Team (25), Opp (13). DPs turned - Team (1).

(March Madness Sorted by Earned run avg)

Player	era	w-l	app	gs	cg	sho	sv	ip	h	r	er	bb	so	2b	3b	hr	b/avg	wp	hp	bk	sfa	sha
21 NESTER, Sydney	1.40	2-0	3	2	2	1/0	1	15.0	6	4	3	3	24	1	0	1	.118	1	1	0	0	0

48 FERINGA, Bub	0.00	0-0	1	0	0	0/0	0	2.2	4	1	0	4	2	0	0	0	.364	1	0	0	0	0
22 MCCOWN, Brianna	0.00	1-0	1	0	0	0/0	0	1.0	0	0	0	0	1	0	0	0	.000	0	0	0	0	0
14 JOYCE, C.	26.25	0-0	1	1	0	0/0	0	1.1	6	5	5	0	1	3	0	0	.667	0	0	0	0	1
Totals	2.80	3-0	3	3	2	1/0	1	20.0	16	10	8	7	28	4	0	1	.216	2	1	0	0	1
Opponents	9.06	0-3	3	3	0	0/0	0	17.0	35	23	22	13	5	12	0	4	.417	3	1	0	0	1

SBA/ATT - OWEN, A. (6-7), NESTER, S. (4-4), FERINGA, B. (2-3).

The Automated ScoreBook
Team Game-by-Game for Marshall (as of Apr 20, 2022)
Batting (All games)

Date	Opponent	ab	r	h	rbi	2b	3b	hr	tb	bb	lbb	sb	cs	hbp	sac	sf	gdp	k	po	a	e	lob	avg
Feb 11	vs Saint Joseph's	21	8	8	8	1	0	5	24	1	0	2	0	0	1	0	0	4	18	5	1	0	.381
Feb 11	vs Villanova	18	1	3	1	0	0	0	3	0	0	0	0	1	0	0	0	6	13	6	1	3	.282
Feb 12	vs Villanova	19	8	6	6	1	0	1	10	0	0	0	0	2	0	0	0	2	15	2	0	1	.293
Feb 12	vs Saint Joseph's	28	6	7	5	5	0	1	15	2	0	0	0	0	0	0	0	6	21	10	0	3	.279
Feb 18	vs South Carolina	27	5	7	4	2	0	0	9	5	0	0	0	0	0	1	0	2	18	7	2	7	.274
Feb 18	at Coastal Carolina	26	3	6	3	0	0	2	12	3	0	0	0	0	0	0	1	5	18	7	3	5	.266
2/19/22	vs South Carolina	24	3	8	3	0	0	1	11	4	0	0	1	1	1	0	3	0	21	8	3	6	.276
Feb 19	at Coastal Carolina	31	9	10	9	2	0	3	21	1	0	0	0	3	0	1	1	5	21	11	0	6	.284
Feb 20	vs Fordham	21	8	8	8	3	0	1	14	6	0	0	0	1	1	0	0	1	15	4	1	6	.293
Feb 25	vs Kent State	24	0	2	0	1	0	0	3	4	0	1	0	2	0	0	0	14	21	6	0	9	.272
Feb 25	vs Howard	25	15	14	13	3	0	0	17	5	0	1	0	0	0	0	0	2	15	6	0	3	.299
Feb 26	vs Howard	26	9	6	6	1	0	1	10	10	0	5	0	5	2	1	0	5	21	9	2	14	.293
Feb 26	at Campbell	28	6	9	6	4	0	1	16	2	0	0	0	0	3	0	0	7	21	9	1	6	.296
Mar 03	PURDUE FORT WAYNE	24	11	12	11	2	0	3	23	2	0	1	0	0	0	0	0	2	15	3	1	3	.310
Mar 04	PURDUE FORT WAYNE	24	8	11	6	1	0	0	12	4	0	0	0	1	1	0	0	1	15	3	0	8	.320
Mar 04	MD EASTERN SHORE	23	4	7	3	2	0	0	9	1	0	1	0	0	1	1	0	1	21	7	2	4	.319
Mar 05	WINTHROP	24	6	6	6	2	0	0	8	4	0	4	0	0	0	1	0	3	21	8	0	5	.315
Mar 05	MD EASTERN SHORE	26	14	16	14	2	1	1	23	4	0	1	0	1	0	1	0	1	15	4	1	6	.333
Mar 11	FAIRFIELD	27	8	13	8	5	0	2	24	2	0	0	0	0	0	0	0	2	18	6	0	6	.341
Mar 11	NORFOLK STATE	28	7	11	4	3	0	0	14	4	0	1	0	0	1	0	0	3	21	11	1	8	.344
Mar 13	FAIRFIELD	29	8	11	8	4	0	2	21	7	0	2	0	1	0	0	0	0	21	3	1	11	.346
3/16/2022	at Ohio	30	7	11	6	0	0	1	14	9	0	0	0	3	0	0	0	4	20	3	1	14	.347
*Mar 19	at UAB	25	0	4	0	1	0	0	5	2	0	1	0	0	0	0	0	5	18	7	1	6	.339
*Mar 19	at UAB	25	2	5	2	1	0	1	9	3	0	0	0	1	0	0	0	3	18	4	0	6	.333
*Mar 20	at UAB	31	7	10	7	1	0	3	20	1	0	0	0	1	0	0	0	6	19	8	1	6	.333
*Mar 25	MIDDLE TENNESSEE	23	4	5	4	1	0	2	12	0	0	1	0	2	0	1	0	3	21	8	0	4	.329
*Mar 26	MIDDLE TENNESSEE	24	9	9	9	2	0	3	20	6	0	0	0	0	1	0	0	2	18	7	1	5	.330
*Mar 27	MIDDLE TENNESSEE	27	9	10	8	7	0	1	20	6	0	3	0	1	0	0	0	3	18	6	0	8	.332
*Apr 01	CHARLOTTE	29	11	13	10	3	0	2	22	2	0	1	0	1	1	0	1	3	21	4	1	4	.336
*Apr 02	CHARLOTTE	40	11	19	11	1	1	3	31	6	0	0	0	0	1	0	0	4	24	14	4	13	.344
*Apr 03	CHARLOTTE	25	4	7	4	0	0	3	16	2	0	0	0	2	0	0	0	4	21	10	1	7	.342
*Apr 08	at Florida Atlantic	32	7	7	7	2	0	3	18	1	0	0	0	0	0	0	0	3	24	5	1	2	.337
*Apr 09	at Florida Atlantic	21	1	2	1	1	0	0	3	3	0	0	0	0	1	1	0	8	18	6	2	4	.331
*Apr 10	at Florida Atlantic	29	3	6	3	1	0	1	10	3	0	0	0	2	0	0	0	6	21	6	0	10	.327
Apr 12	at Northern Ky.	27	3	8	3	5	0	0	13	2	0	0	0	1	0	1	0	2	21	8	1	7	.326
Apr 12	at Northern Ky.	26	4	6	4	2	0	1	11	2	0	2	0	0	1	0	0	5	18	7	2	4	.323
*Apr 14	FIU	26	6	11	6	2	0	2	19	4	0	2	1	0	2	0	0	2	21	13	0	8	.326
*Apr 15	FIU	25	3	7	3	0	0	0	7	3	0	1	1	4	1	0	0	4	21	10	1	12	.325
*Apr 16	FIU	23	8	10	6	1	0	1	14	4	0	0	0	1	0	0	1	1	15	11	0	6	.327
Apr 20	MOREHEAD STATE	22	9	8	8	2	0	2	16	6	0	1	0	1	0	0	0	2	15	7	1	7	.328
Totals		1033	255	339	234	77	2	53	579	136	0	31	3	38	19	9	7	142	757	279	38	253	.328

The Automated ScoreBook
Team Game-by-Game for Marshall (as of Apr 20, 2022)
Pitching (All games)

Date	Opponent	ip	h	r	er	bb	so	2b	3b	hr	wp	bk	hbp	dp	lbb	score	w-l	sv	era
Feb 11	vs Saint Joseph's	6.0	2	0	0	0	13	1	0	0	0	0	0	0	0	8-0	1-0	0	0.00
Feb 11	vs Villanova	4.1	8	9	8	4	3	0	0	2	0	0	4	0	0	1-9	1-1	0	5.42
Feb 12	vs Villanova	5.0	3	0	0	0	11	0	0	0	0	0	1	0	0	8-0	2-1	0	3.65
Feb 12	vs Saint Joseph's	7.0	7	4	4	3	3	0	0	0	0	0	0	0	0	6-4	3-1	0	3.76
Feb 18	vs South Carolina	6.0	10	7	6	2	3	2	0	3	1	0	2	0	0	5-7	3-2	0	4.45
Feb 18	at Coastal Carolina	6.0	7	4	1	1	8	2	0	0	1	0	0	0	0	3-4	3-3	0	3.87
2/19/22	vs South Carolina	7.0	8	7	6	3	10	2	0	1	1	0	1	0	0	3-7	3-4	0	4.23
Feb 19	at Coastal Carolina	7.0	11	7	6	4	6	3	0	2	0	0	0	1	0	9-7	4-4	1	4.49
Feb 20	vs Fordham	5.0	4	0	0	2	10	0	0	0	1	0	0	1	0	8-0	5-4	1	4.07
Feb 25	vs Kent State	7.0	2	1	1	3	12	0	0	0	0	0	0	0	0	0-1	5-5	1	3.71
Feb 25	vs Howard	5.0	6	2	2	1	2	1	0	2	0	0	1	1	0	15-2	6-5	1	3.64
Feb 26	vs Howard	7.0	5	2	1	0	6	0	0	0	0	0	0	0	0	9-2	7-5	1	3.39
Feb 26	at Campbell	7.0	6	3	1	2	13	0	0	0	1	0	0	0	0	6-3	8-5	1	3.18
Mar 03	PURDUE FORT WAYNE	5.0	0	0	0	1	11	0	0	0	0	0	0	0	0	11-0	9-5	1	2.99
Mar 04	PURDUE FORT WAYNE	5.0	3	0	0	0	7	1	0	0	0	0	0	0	0	8-0	10-5	1	2.82
Mar 04	MD EASTERN SHORE	7.0	3	0	0	0	9	0	0	0	0	0	0	1	0	4-0	11-5	1	2.62
Mar 05	WINTHROP	7.0	2	0	0	1	11	1	0	0	0	0	0	0	0	6-0	12-5	1	2.44
Mar 05	MD EASTERN SHORE	5.0	5	1	1	0	6	1	1	0	1	0	0	0	0	14-1	13-5	1	2.39
Mar 11	FAIRFIELD	6.0	1	0	0	1	6	0	0	0	0	0	0	0	0	8-0	14-5	1	2.27
Mar 11	NORFOLK STATE	7.0	11	6	5	4	7	3	0	0	1	0	0	1	0	7-6	15-5	2	2.42
Mar 13	FAIRFIELD	7.0	4	4	3	2	15	1	0	1	1	0	1	0	0	8-4	16-5	2	2.45
3/16/2022	at Ohio	6.2	10	8	5	7	8	2	1	2	0	0	0	0	0	7-8	16-6	2	2.59
*Mar 19	at UAB	6.0	2	1	1	0	7	0	0	0	0	0	1	1	0	0-1	16-7	2	2.53
*Mar 19	at UAB	6.0	11	5	5	1	2	2	0	0	0	0	1	0	0	2-5	16-8	2	2.67
*Mar 20	at UAB	6.1	11	8	5	1	3	3	1	0	0	0	1	0	0	7-8	16-9	2	2.78
*Mar 25	MIDDLE TENNESSEE	7.0	3	1	1	3	8	1	0	0	0	0	0	0	0	4-1	17-9	2	2.71
*Mar 26	MIDDLE TENNESSEE	6.0	2	1	1	3	3	1	0	0	0	0	0	1	0	9-1	18-9	2	2.65
*Mar 27	MIDDLE TENNESSEE	6.0	3	1	1	2	9	0	0	1	1	0	0	0	0	9-1	19-9	2	2.60
*Apr 01	CHARLOTTE	7.0	6	4	3	2	8	1	0	2	1	0	1	0	0	11-4	20-9	2	2.62
*Apr 02	CHARLOTTE	8.0	11	10	9	6	8	1	0	1	0	0	3	0	0	11-10	21-9	2	2.84
*Apr 03	CHARLOTTE	7.0	6	3	2	3	4	1	0	1	1	0	1	0	0	4-3	22-9	2	2.81
*Apr 08	at Florida Atlantic	8.0	4	2	2	2	15	0	1	0	0	0	0	0	0	7-2	23-9	2	2.77
*Apr 09	at Florida Atlantic	6.0	7	4	2	0	5	1	1	0	0	0	1	1	0	1-4	23-10	2	2.76
*Apr 10	at Florida Atlantic	7.0	6	2	1	2	11	1	0	0	2	0	0	0	0	3-2	24-10	2	2.70
Apr 12	at Northern Ky.	7.0	5	2	1	2	5	0	0	0	0	0	1	1	0	3-2	25-10	2	2.64
Apr 12	at Northern Ky.	6.0	12	5	3	0	6	2	0	1	1	0	0	0	0	4-5	25-11	2	2.67
*Apr 14	FIU	7.0	3	0	0	3	8	0	0	0	0	0	0	0	0	6-0	26-11	2	2.59
*Apr 15	FIU	7.0	6	2	2	2	6	0	0	1	0	0	1	0	0	3-2	27-11	3	2.57
*Apr 16	FIU	5.0	2	0	0	1	4	1	0	0	0	0	0	0	0	8-0	28-11	3	2.52
Apr 20	MOREHEAD STATE	5.0	2	1	0	1	3	0	0	0	0	0	0	0	0	9-1	29-11	3	2.47
Totals		252.1	220	117	89	75	295	35	5	20	14	0	21	9	0	255-117	29-11	3	2.47

The Automated ScoreBook
Opponent Game-by-Game for Marshall (as of Apr 20, 2022)
Batting (All games)

Date	Opponent	ab	r	h	rbi	2b	3b	hr	tb	bb	ibb	sb	cs	hbp	sac	sf	gdp	k	po	a	e	lob	avg
Feb 11	vs Saint Joseph's	20	0	2	0	1	0	0	3	0	0	0	0	0	0	0	0	13	15	6	0	2	.100
Feb 11	vs Villanova	21	9	8	8	0	0	2	14	4	0	5	1	4	0	0	0	3	15	4	0	7	.244
Feb 12	vs Villanova	18	0	3	0	0	0	0	3	0	0	1	0	1	0	0	0	11	12	6	2	4	.220
Feb 12	vs Saint Joseph's	27	4	7	4	0	0	0	7	3	0	2	0	0	0	0	0	3	21	9	0	5	.233
Feb 18	vs South Carolina	29	7	10	7	2	0	3	21	2	0	0	0	2	0	1	0	3	21	7	2	9	.261
Feb 18	at Coastal Carolina	27	4	7	4	2	0	0	9	1	0	1	0	0	0	0	0	8	21	12	0	6	.261
2/19/22	vs South Carolina	31	7	8	6	2	0	1	13	3	0	6	0	1	1	0	0	10	21	16	0	8	.260
Feb 19	at Coastal Carolina	29	7	11	6	3	0	2	20	4	0	0	0	0	0	1	1	6	21	6	2	6	.277
Feb 20	vs Fordham	19	0	4	0	0	0	0	4	2	0	0	0	0	1	0	0	10	15	8	0	7	.271
Feb 25	vs Kent State	22	1	2	1	0	0	0	2	3	0	3	0	0	0	1	0	12	21	2	2	4	.255
Feb 25	vs Howard	20	2	6	2	1	0	2	13	1	0	0	0	1	0	0	0	2	12	5	1	5	.259
Feb 26	vs Howard	28	2	5	1	0	0	0	5	0	0	0	0	0	0	0	0	6	21	8	5	5	.251
Feb 26	at Campbell	28	3	6	2	0	0	0	6	2	0	2	0	0	0	0	0	13	21	8	2	6	.248
Mar 03	PURDUE FORT WAYNE	17	0	0	0	0	0	0	0	1	0	0	0	0	0	0	0	11	12	7	1	3	.235
Mar 04	PURDUE FORT WAYNE	18	0	3	0	1	0	0	4	0	0	0	0	0	0	0	0	7	14	7	0	3	.232
Mar 04	MD EASTERN SHORE	25	0	3	0	0	0	0	3	0	0	1	0	0	0	0	0	9	18	13	0	4	.224
Mar 05	WINTHROP	22	0	2	0	1	0	0	3	1	0	0	0	0	0	0	0	11	18	5	1	2	.217
Mar 05	MD EASTERN SHORE	19	1	5	1	1	1	0	8	0	0	0	0	0	0	1	0	6	12	4	1	4	.219
Mar 11	FAIRFIELD	19	0	1	0	0	0	0	1	1	0	0	0	0	0	0	0	6	15	9	0	2	.212
Mar 11	NORFOLK STATE	29	6	11	4	3	0	0	14	4	0	2	1	0	1	0	1	7	18	9	1	7	.222
Mar 13	FAIRFIELD	26	4	4	3	1	0	1	8	2	0	4	0	1	0	0	0	15	18	10	0	4	.219
3/16/2022	at Ohio	30	8	10	8	2	1	2	20	7	0	3	0	0	0	0	0	8	21	9	1	8	.225
*Mar 19	at UAB	17	1	2	1	0	0	0	2	0	0	1	0	1	1	1	0	7	21	7	0	1	.222
*Mar 19	at UAB	25	5	11	5	2	0	0	13	1	0	0	1	1	1	2	0	2	21	8	1	7	.231
*Mar 20	at UAB	31	8	11	8	3	1	0	16	1	0	0	0	1	0	0	0	3	21	9	1	6	.238
*Mar 25	MIDDLE TENNESSEE	24	1	3	1	1	0	0	4	3	0	0	0	0	0	0	0	8	18	4	1	5	.233
*Mar 26	MIDDLE TENNESSEE	20	1	2	1	1	0	0	3	3	0	0	0	0	0	0	1	3	17	4	0	4	.229
*Mar 27	MIDDLE TENNESSEE	21	1	3	1	0	0	1	6	2	0	0	0	0	0	0	0	9	17	5	1	4	.227
*Apr 01	CHARLOTTE	29	4	6	4	1	0	2	13	2	0	1	0	1	0	0	0	8	18	12	1	7	.226
*Apr 02	CHARLOTTE	33	10	11	10	1	0	1	15	6	0	1	0	3	1	0	0	8	23	13	0	9	.231
*Apr 03	CHARLOTTE	27	3	6	2	1	0	1	10	3	0	1	0	1	0	0	0	4	18	3	0	7	.230
*Apr 08	at Florida Atlantic	28	2	4	2	0	1	0	6	2	0	2	0	0	1	0	0	15	24	8	1	5	.227
*Apr 09	at Florida Atlantic	21	4	7	4	1	1	0	10	0	0	2	1	1	1	0	0	5	21	5	1	2	.230
*Apr 10	at Florida Atlantic	26	2	6	2	1	0	0	7	2	0	2	0	0	1	0	0	11	21	9	2	6	.230
Apr 12	at Northern Ky.	24	2	5	2	0	0	0	5	2	0	1	0	1	1	0	1	5	21	5	0	5	.229
Apr 12	at Northern Ky.	30	5	12	3	2	0	1	17	0	0	4	0	0	2	0	0	6	21	7	0	9	.235
*Apr 14	FIU	23	0	3	0	0	0	0	3	3	0	6	0	0	0	0	0	8	18	9	0	5	.233
*Apr 15	FIU	25	2	6	2	0	0	1	9	2	0	3	1	1	1	1	0	6	18	5	1	7	.233
*Apr 16	FIU	16	0	2	0	1	0	0	3	1	0	1	0	0	1	0	0	4	14	6	0	3	.231
Apr 20	MOREHEAD STATE	16	1	2	0	0	0	0	2	1	0	0	1	0	1	0	0	3	13	5	2	2	.229
Totals		960	117	220	105	35	5	20	325	75	0	55	6	21	15	9	4	295	728	294	33	205	.229

The Automated ScoreBook
Opponent Game-by-Game for Marshall (as of Apr 20, 2022)
Pitching (All games)

Date	Opponent	ip	h	r	er	bb	so	2b	3b	hr	wp	bk	hbp	dp	lbb	score	w-l	sv	era
Feb 11	vs Saint Joseph's	5.0	8	8	8	1	4	1	0	5	0	0	0	0	0	0-8	0-1	0	11.20
Feb 11	vs Villanova	5.0	3	1	1	0	6	0	0	0	0	0	1	0	0	9-1	1-1	0	6.30
Feb 12	vs Villanova	4.0	6	8	7	0	2	1	0	1	0	0	2	1	0	0-8	1-2	0	8.00
Feb 12	vs Saint Joseph's	7.0	7	6	6	2	6	5	0	1	1	0	0	0	0	4-6	1-3	0	7.33
Feb 18	vs South Carolina	7.0	7	5	5	5	2	2	0	0	1	0	0	0	0	7-5	2-3	0	6.75
Feb 18	at Coastal Carolina	7.0	6	3	3	3	5	0	0	2	0	0	0	1	0	4-3	3-3	0	6.00
2/19/22	vs South Carolina	7.0	8	3	3	4	0	0	0	1	0	0	1	3	0	7-3	4-3	1	5.50
Feb 19	at Coastal Carolina	7.0	10	9	7	1	5	2	0	3	1	0	3	1	0	7-9	4-4	1	5.71
Feb 20	vs Fordham	5.0	8	8	8	6	1	3	0	1	1	0	1	0	0	0-8	4-5	1	6.22
Feb 25	vs Kent State	7.0	2	0	0	4	14	1	0	0	0	0	2	1	0	1-0	5-5	1	5.51
Feb 25	vs Howard	4.0	14	15	14	5	2	3	0	0	2	0	0	0	0	2-15	5-6	1	6.68
Feb 26	vs Howard	7.0	6	9	5	10	5	1	0	1	0	0	5	0	0	2-9	5-7	1	6.51
Feb 26	at Campbell	7.0	9	6	6	2	7	4	0	1	0	0	0	0	0	3-6	5-8	1	6.47
Mar 03	Purdue Fort Wayne	4.0	12	11	10	2	2	2	0	3	0	0	0	0	0	0-11	5-9	1	7.00
Mar 04	Purdue Fort Wayne	4.2	11	8	7	4	1	1	0	0	1	0	1	0	0	0-8	5-10	1	7.19
Mar 04	MD Eastern Shore	6.0	7	4	4	1	1	2	0	0	2	0	0	0	0	0-4	5-11	1	7.02
Mar 05	Winthrop	6.0	6	6	4	4	3	2	0	0	1	0	0	1	0	0-6	5-12	1	6.88
Mar 05	MD Eastern Shore	4.0	16	14	12	4	1	2	1	1	1	0	1	1	0	1-14	5-13	1	7.43
Mar 11	Fairfield	5.0	13	8	8	2	2	5	0	2	0	0	0	0	0	0-8	5-14	1	7.60
Mar 11	Norfolk State	6.0	11	7	6	4	3	3	0	0	3	0	0	0	0	6-7	5-15	1	7.57
Mar 13	Fairfield	6.0	11	8	8	7	0	4	0	2	0	0	1	0	0	4-8	5-16	1	7.66
3/16/2022	at Ohio	7.0	11	7	5	9	4	0	0	1	0	0	3	2	0	8-7	6-16	1	7.51
*Mar 19	at UAB	7.0	4	0	0	2	5	1	0	0	0	0	0	0	0	1-0	7-16	1	7.12
*Mar 19	at UAB	7.0	5	2	1	3	3	1	0	1	0	0	1	2	0	5-2	8-16	2	6.82
*Mar 20	at UAB	7.0	10	7	6	1	6	1	0	3	0	0	1	0	0	8-7	9-16	2	6.78
*Mar 25	Middle Tennessee	6.0	5	4	4	0	3	1	0	2	0	0	2	0	0	1-4	9-17	2	6.70
*Mar 26	Middle Tennessee	5.2	9	9	9	6	2	2	0	3	0	0	0	0	0	1-9	9-18	2	6.85
*Mar 27	Middle Tennessee	5.2	10	9	8	6	3	7	0	1	0	0	1	0	0	1-9	9-19	2	6.96
*Apr 01	Charlotte	6.0	13	11	10	2	3	3	0	2	0	0	1	1	0	4-11	9-20	2	7.12
*Apr 02	Charlotte	7.2	19	11	11	6	4	1	1	3	1	0	0	0	0	10-11	9-21	2	7.25
*Apr 03	Charlotte	6.0	7	4	4	2	4	0	0	3	0	0	2	0	0	3-4	9-22	2	7.16
*Apr 08	at Florida Atlantic	8.0	7	7	7	1	3	2	0	3	0	0	0	0	0	2-7	9-23	2	7.12
*Apr 09	at Florida Atlantic	7.0	2	1	1	3	8	1	0	0	1	0	0	1	0	4-1	10-23	3	6.91
*Apr 10	at Florida Atlantic	7.0	6	3	2	3	6	1	0	1	1	0	2	0	0	2-3	10-24	3	6.74
Apr 12	at Northern Ky.	7.0	8	3	3	2	2	5	0	0	0	0	1	0	0	2-3	10-25	3	6.62
Apr 12	at Northern Ky.	7.0	6	4	4	2	5	2	0	1	2	0	0	0	0	5-4	11-25	4	6.54
*Apr 14	FIU	6.0	11	6	6	4	2	2	0	2	0	0	0	0	0	0-6	11-26	4	6.55
*Apr 15	FIU	6.0	7	3	3	3	4	0	0	0	0	0	4	0	0	2-3	11-27	4	6.47
*Apr 16	FIU	4.2	10	8	8	4	1	1	0	1	4	0	1	1	0	0-8	11-28	4	6.58
Apr 20	Morehead State	4.1	8	9	6	6	2	2	0	2	0	0	1	0	0	1-9	11-29	4	6.63
Totals		242.2	339	255	230	136	142	77	2	53	23	0	38	16	0	117-255	11-29	4	6.63

2022 Marshall Softball Stats

The Automated ScoreBook Games Summary for Marshall (as of Apr 20, 2022) (All games)

Score by innings	1	2	3	4	5	6	7	8	Total
Marshall	57	37	39	23	50	24	18	7	255
Opponents	20	23	21	9	7	19	17	1	117

Record when ...

Overall	29-11	After 4 leading	23-2
Conference	11-4 trailing	3-8
Non-Conference	18-7 tied	3-1
Home games	18-0	After 5 leading	18-2
Away games	5-7 trailing	2-6
Neutral site	6-4 tied	1-2
Day games	27-11	After 6 leading	15-1
Night games	2-0 trailing	2-9
vs Left starter	3-0 tied	0-0
vs Right starter	26-11		
1-Run games	6-6	Hit 0 home runs	7-5
2-Run games	2-1	... 1 home run	9-4
5+Run games	17-1	... 2+ home runs	13-2
Extra innings	2-0		
Shutouts	10-2	Opponent 0 home runs	21-6
	 1 home run	5-2
Scoring 0-2 runs	0-5 2+ HRs	3-3
..... 3-5 runs	6-4		
..... 6-9 runs	18-2	Made 0 errors	12-2
..... 10+ runs	5-0 1 error	14-4
	 2+ errors	3-5
Opponent 0-2 runs	21-2		
..... 3-5 runs	5-4	Opp. made 0 errors	13-5
..... 6-9 runs	2-5 1 error	10-4
..... 10+ runs	1-0 2+ errors	6-2
Scored in 1st inning	16-2	Out-hit opponent	25-2
Opp. scored in 1st	7-6	Out-hit by opponent	1-7
Scores first	21-2	Hits are tied	3-2
Opp. scores first	8-9		

Record when team scores:

Runs	0	1	2	3	4	5	6	7	8	9	10+
W-L	0-2	0-2	0-1	3-2	3-1	0-1	4-0	2-2	7-0	5-0	5-0

Record when opponent scores:

Runs	0	1	2	3	4	5	6	7	8	9	10+
W-L	10-0	5-2	6-0	2-0	3-2	0-2	1-0	1-2	0-2	0-1	1-0

Record when leading after:

Inn.	1	2	3	4	5	6
W-L	14-2	22-2	23-2	23-2	18-2	15-1

Record when trailing after:

Inn.	1	2	3	4	5	6
W-L	4-6	3-7	4-7	3-8	2-6	2-9

Record when tied after:

Inn.	1	2	3	4	5	6
W-L	11-3	4-2	2-2	3-1	1-2	0-0

Current winning streak: 4
Longest winning streak: 11
Longest losing streak: 4

Home attendance : 4415 (18 dates avg = 245)
Away attendance : 3403 (22 dates avg = 154)
Total attendance: 7818 (40 dates avg = 195)

2022 Marshall Softball Results

The Automated ScoreBook Game Results for Marshall (as of Apr 20, 2022) (All games)

Date	Opponent	Score	Inns	Overall	C-USA	Pitcher of record	Attend	Time
Feb 11, 2022	vs Saint Joseph's	w 8-0	6	1-0-0	0-0-0	NESTER, S. (W 1-0)	77	1:32
Feb 11, 2022	vs Villanova	L 1-9	5	1-1-0	0-0-0	JOYCE, C. (L 0-1)	80	1:50
Feb 12, 2022	vs Villanova	w 8-0	5	2-1-0	0-0-0	NESTER, S. (W 2-0)	74	1:22
Feb 12, 2022	vs Saint Joseph's	w 6-4	7	3-1-0	0-0-0	NESTER, S. (W 3-0)	54	1:50
# Feb 18, 2022	vs South Carolina	L 5-7	7	3-2-0	0-0-0	JOYCE, C. (L 0-2)	183	2:23
# Feb 18, 2022	at Coastal Carolina	L 3-4	7	3-3-0	0-0-0	NESTER, S. (L 3-1)	253	2:03
# 2/19/22	vs South Carolina	L 3-7	7	3-4-0	0-0-0	NESTER, S. (L 3-2)	237	2:31
# Feb 19, 2022	at Coastal Carolina	w 9-7	7	4-4-0	0-0-0	JOYCE, C. (W 1-2)	310	2:36
# Feb 20, 2022	vs Fordham	w 8-0	5	5-4-0	0-0-0	NESTER, S. (W 4-2)	216	1:52
Feb 25, 2022	vs Kent State	L 0-1	7	5-5-0	0-0-0	NESTER, S. (L 4-3)	174	1:59
Feb 25, 2022	vs Howard	w 15-2	5	6-5-0	0-0-0	JOYCE, C. (W 2-2)	112	2:14
Feb 26, 2022	vs Howard	w 9-2	7	7-5-0	0-0-0	FERINGA, B. (W 1-0)	149	2:27
Feb 26, 2022	at Campbell	w 6-3	7	8-5-0	0-0-0	NESTER, S. (W 5-3)	467	2:10
Mar 03, 2022	PURDUE FORT WAYNE	w 11-0	5	9-5-0	0-0-0	NESTER, S. (W 6-3)	175	1:35
Mar 04, 2022	PURDUE FORT WAYNE	w 8-0	5	10-5-0	0-0-0	JOYCE, C. (W 3-2)	250	1:38
Mar 04, 2022	MD EASTERN SHORE	w 4-0	7	11-5-0	0-0-0	NESTER, S. (W 7-3)	250	1:40
Mar 05, 2022	WINTHROP	w 6-0	7	12-5-0	0-0-0	NESTER, S. (W 8-3)	350	1:45
Mar 05, 2022	MD EASTERN SHORE	w 14-1	5	13-5-0	0-0-0	JOYCE, C. (W 4-2)	500	1:30
Mar 11, 2022	FAIRFIELD	w 8-0	6	14-5-0	0-0-0	NESTER, S. (W 9-3)	150	1:26
Mar 11, 2022	NORFOLK STATE	w 7-6	7	15-5-0	0-0-0	MCCOWN, B. (W 1-0)	150	2:11
Mar 13, 2022	FAIRFIELD	w 8-4	7	16-5-0	0-0-0	NESTER, S. (W 10-3)	150	2:25
3/16/2022	at Ohio	L 7-8	7	16-6-0	0-0-0	MCCOWN, B. (L 1-1)	0	3:05
* Mar 19, 2022	at UAB	L 0-1	7	16-7-0	0-1-0	NESTER, S. (L 10-4)	126	1:48
* Mar 19, 2022	at UAB	L 2-5	7	16-8-0	0-2-0	MCCOWN, B. (L)	150	1:51
* Mar 20, 2022	at UAB	L 7-8	7	16-9-0	0-3-0	NESTER, S. (L 10-5)	210	2:24
* Mar 25, 2022	MIDDLE TENNESSEE	w 4-1	7	17-9-0	1-3-0	NESTER, S. (W 11-5)	125	1:52
* Mar 26, 2022	MIDDLE TENNESSEE	w 9-1	6	18-9-0	2-3-0	JOYCE, C. (W 5-2)	125	1:45
* Mar 27, 2022	MIDDLE TENNESSEE	w 9-1	6	19-9-0	3-3-0	NESTER, S. (W 12-5)	150	1:58
* Apr 01, 2022	CHARLOTTE	w 11-4	7	20-9-0	4-3-0	NESTER, S. (W 13-5)	150	1:58
* Apr 02, 2022	CHARLOTTE	w 11-10	(8)	21-9-0	5-3-0	NESTER, S. (W 14-5)	320	2:49
* Apr 03, 2022	CHARLOTTE	w 4-3	7	22-9-0	6-3-0	NESTER, S. (W 15-5)	330	1:48
* Apr 08, 2022	at Florida Atlantic	w 7-2	(8)	23-9-0	7-3-0	NESTER, S. (W 16-5)	168	1:58
* Apr 09, 2022	at Florida Atlantic	L 1-4	7	23-10-0	7-4-0	JOYCE, C. (L 5-3)	261	1:40
* Apr 10, 2022	at Florida Atlantic	w 3-2	7	24-10-0	8-4-0	NESTER, S. (W 17-5)	0	2:10
Apr 12, 2022	at Northern Ky.-1	w 3-2	7	25-10-0	8-4-0	NESTER, S. (W 18-5)	45	1:48
Apr 12, 2022	at Northern Ky.-2	L 4-5	7	25-11-0	8-4-0	MCCOWN, B. (L 1-3)	57	2:00
* Apr 14, 2022	FIU	w 6-0	7	26-11-0	9-4-0	NESTER, S. (W 19-5)	175	1:54
* Apr 15, 2022	FIU	w 3-2	7	27-11-0	10-4-0	MCCOWN, B. (W 2-3)	315	2:09
* Apr 16, 2022	FIU	w 8-0	5	28-11-0	11-4-0	NESTER, S. (W 20-5)	500	1:25
Apr 20, 2022	MOREHEAD STATE	w 9-1	5	29-11-0	11-4-0	NESTER, S. (W 21-5)	250	1:27

* = Conference game

() extra inning game



00 - So. - Autumn Owen - C		Mill Spring, N.C.	
Career Highs ** -at Gardner-Webb		Season Highs	
At-Bats: 5 (4x) last vs. Charlotte 4/2/22		At-Bats: 5 (2x) last vs. Charlotte 4/2	
Runs: 4 vs. Charlotte 4/2/22		Runs: 4 vs. Charlotte 4/2	
Hits: 4 at NC Central 3/20/19**		Hits: 3 (2x) last vs. Charlotte 4/2	
RBI: 5 (2x) last vs. Canisius 2/8/20**		RBI: 3 vs. Morehead State 4/20	
Doubles: 2 (3x) last vs. Fairfield 3/13/22		Doubles: 2 vs. Fairfield 3/13	
Triples: 2 vs. NC Central 2/28/20**		Triples:	
Home Runs: 2 at Appalachian St. 3/13/19**		Home Runs: 1 (5x) last vs. Morehead State 4/20	
Walks: 3 at Charleston Southern 4/18/19**		Walks: 1 (13x) last vs. FIU 4/16	
SB: 2 (2x) last vs. UMES 2/7/20**		SB: 1 (6x) last at NKU 4/12	
Putouts: 16 vs. Fairfield 3/13/22		Putouts: 16 vs. Fairfield 3/13	
Assists: 5 (3x) last at NKU 4/12/22		Assists: 5 (3x) last at NKU 4/12	
Career/Season			
2+ Hit Games: 35/11			
2+ HR Games: 1/			
2+ Runs Games: 23/5			
2+ RBI Games: 19/3			
2+ BB Games: 10/			
1,000 Avg. Games (at least 2-2): 9/2			
Hitting Streaks 5+ Games: 7/2			
Hitting Streaks 10+ Games: 0/			
Career Long Hitting Streak: 6 (3x in 2019 & '22)			
Season/Current Hit Streak: 6/1			
Career Long OB Streak: 15 ('19)			
Season/Current OB Streak: 8/8			

#0 OWEN, Autumn - 38 games (All games)

Date	Opponent	Pos	AB	R	H	RBI	2B	3B	HR	BB	SB	CS	HBP	SAC	SF	GDP	K	PO	A	E	Avg
Feb 11	vs Saint Joseph's	*3b	2	1	1	0	0	0	0	0	0	0	0	0	0	0	1	0	1	1	.500
Feb 11	vs Villanova	c/ph	1	0	0	0	0	0	0	0	0	0	0	0	0	0	1	0	0	0	.333
Feb 12	vs Villanova	*3b	2	0	0	1	0	0	0	0	0	0	0	0	0	0	1	1	1	0	.200
Feb 12	vs Saint Joseph's	*3b	3	0	1	0	1	0	0	0	0	0	0	0	0	0	2	0	2	0	.250
Feb 18	vs South Carolina	ph/c	2	0	0	1	0	0	0	0	0	0	0	0	1	0	0	2	0	0	.200
2/19/22	vs South Carolina	*c/3b	2	0	0	0	0	0	0	1	0	1	0	0	0	1	0	4	2	0	.167
Feb 19	at Coastal Carolina	*3b	4	1	2	1	0	0	1	0	0	0	0	0	0	0	0	1	2	0	.250
Feb 20	vs Fordham	*3b	2	1	1	0	0	0	0	0	0	0	0	0	0	0	0	3	0	1	.278
Feb 25	vs Kent State	*3b	2	0	0	0	0	0	0	0	0	0	0	0	0	0	2	0	3	0	.250
Feb 26	vs Howard	*3b	5	0	2	0	0	0	0	0	1	0	0	0	0	0	0	0	2	0	.280
Feb 26	at Campbell	*3b	3	1	1	0	0	0	0	0	0	0	0	0	0	0	0	1	3	1	.286
Mar 03	PURDUE FORT WAYN	*3b/c	1	1	0	0	0	0	0	1	0	0	0	0	0	0	0	4	0	0	.276
Mar 04	PURDUE FORT WAYN	*3b	1	0	0	0	0	0	0	0	0	0	0	0	0	0	1	0	1	0	.267
Mar 04	MD EASTERN SHORE	*c	2	0	1	1	0	0	0	0	0	0	0	0	1	0	0	9	1	0	.281
Mar 05	WINTHROP	*3b	2	1	1	0	0	0	0	1	1	0	0	0	0	0	0	0	3	0	.294
Mar 05	MD EASTERN SHORE	*c	3	1	2	0	0	0	0	0	0	0	0	0	0	0	0	6	0	0	.324
Mar 11	FAIRFIELD	*3b	2	2	2	0	1	0	0	1	0	0	0	0	0	0	0	0	2	0	.359
Mar 11	NORFOLK STATE	*c	3	2	2	1	0	0	0	1	0	0	0	0	0	0	0	7	1	1	.381
Mar 13	FAIRFIELD	*c	3	0	3	2	2	0	0	1	1	0	0	0	0	0	0	16	0	0	.422
3/16/2022	at Ohio	*	4	0	0	0	0	0	0	1	0	0	0	0	0	0	2	0	2	0	.388
Mar 19	at UAB	*3b	3	0	0	0	0	0	0	0	0	0	0	0	0	0	1	0	3	0	.365
Mar 19	at UAB	*3b	2	0	0	0	0	0	0	0	0	0	0	0	0	0	1	1	1	0	.352
Mar 20	at UAB	*3b	4	1	2	1	0	0	1	0	0	0	0	0	0	0	1	1	3	0	.362
Mar 25	MIDDLE TENNESSEE	*3b	3	0	0	0	0	0	0	0	0	0	0	0	0	0	1	0	4	0	.344
Mar 26	MIDDLE TENNESSEE	*3b	4	1	2	1	1	0	0	0	0	0	0	0	0	0	0	0	5	0	.354
Mar 27	MIDDLE TENNESSEE	*3b	3	2	1	0	0	0	0	1	1	0	0	0	0	0	0	0	2	0	.353
Apr 01	CHARLOTTE	*3b	4	1	2	2	0	0	0	0	1	0	0	0	0	0	0	1	2	0	.361
Apr 02	CHARLOTTE	*3b	5	4	3	1	0	0	1	0	0	0	0	0	0	0	1	0	3	0	.377
Apr 03	CHARLOTTE	*3b	3	1	1	1	0	0	1	0	0	0	0	0	0	0	0	1	5	0	.375
Apr 08	at Florida Atlantic	*3b	4	0	0	0	0	0	0	0	0	0	0	0	0	0	2	0	4	1	.357
Apr 09	at Florida Atlantic	*3b	3	0	1	0	0	0	0	0	0	0	0	0	0	0	1	0	1	1	.356
Apr 10	at Florida Atlantic	*3b	3	0	1	1	1	0	0	1	0	0	0	0	0	0	0	0	0	0	.356
Apr 12	at Northern Ky.-1	*3b	3	0	1	0	1	0	0	0	0	0	0	0	0	0	0	0	5	0	.355
Apr 12	at Northern Ky.-2	*3b	2	1	0	0	0	0	0	1	1	0	0	0	0	0	0	3	2	0	.347
Apr 14	FIU	*3b	3	1	1	0	1	0	0	1	0	0	0	0	0	0	1	0	4	0	.347
Apr 15	FIU	*3b	3	2	1	0	0	0	0	1	0	0	0	0	0	0	1	1	0	1	.347
Apr 16	FIU	*3b	2	1	0	0	0	0	0	1	0	0	0	0	0	1	0	0	3	0	.340
Apr 20	MOREHEAD STATE	*3b	3	1	2	3	1	0	1	0	0	0	0	0	0	0	0	0	1	0	.349
Totals		36gs	106	27	37	17	9	0	5	13	6	1	0	0	2	2	20	62	74	7	.349

On base pct. .413 • Slugging pct. .575

Autumn Owen Collegiate Career Stats																										
Year	Avg.	GP/GS	AB	R	H	2B	3B	HR	RBI	TB	SLG%	BB	HBP	SO	GDP	OB%	SF	SH	SB/ATT	PO	A	E	DP	FLD%	CSB	
2019 GWU	0.384	52/52	146	41	56	12	3	13	50	113	0.774	25	3	18	0	0.469	5	0	10/12	291	41	7	1	0.979	17	
2020 GWU	0.386	29/29	83	25	32	7	5	4	22	61	0.735	21	1	14	0	0.505	2	1	11/11	158	22	4	1	0.978	5	
2021 GWU	Did Not Play-Injury																									
2022 MAR	0.349	38/36	106	27	37	9	0	5	17	61	0.575	13	0	20	2	0.413	2	0	6/7	62	74	7	4	0.951	1	
Totals	0.373	119/117	335	93	125	28	8	22	89	235	0.701	59	4	52	2	0.462	9	1	27/30	511	130	18	5	0.973	23	
GWU (2 yrs)	0.384	81/81	229	66	88	19	8	17	72	174	0.760	46	4	32	0	0.483	7	1	21/23	449	63	11	2	0.979	22	
MAR (1 yr)	0.349	38/36	106	27	37	9	0	5	17	61	0.575	13	0	20	2	0.413	2	0	6/7	62	74	7	4	0.951	1	



1 - Sr. - Grace Chelemen - OF

Woodhaven, Michigan

Career Highs

At-Bats: 6 vs. Charlotte 4/2/22
Runs: 2 (12x) last vs. Charlotte 4/1/22
Hits: 4 vs. Bellarmine 3/27/21
RBI: 3 (2x) last vs. Akron 3/3/21
Doubles: 2 (2x) last vs. MTSU 3/27/22
Triples: 1 (3x) last vs. Charlotte 4/2/22
Home Runs: 1 (3x) last vs. Valparaiso 3/6/21
Walks: 2 (2x) last vs. South Carolina 2/19/22
SB: 2 (2x) last vs. Valparaiso 3/7/21
Putouts: 4 (6x) last at MTSU 4/9/21
Assists: 1 (2x) last vs. UMES 3/4/22

Season Highs

At-Bats: 6 vs. Charlotte 4/2
Runs: 2 (2x) last vs. Charlotte 4/1
Hits: 3 vs. Charlotte 4/2
RBI: 2 (4x) last at NKU 4/12
Doubles: 2 vs. MTSU 3/27
Triples: 1 vs. Charlotte 4/2
Home Runs:
Walks: 2 vs. South Carolina 2/19
SB: 1 (6x) last vs. Morehead State 4/20
Putouts: 3 (4x) last at NKU 4/12
Assists: 1 vs. UMES 3/4

Career/Season

2+ Hit Games: 23/8
2+ SB Games: 2/
2+ Runs Games: 12/2
2+ RBI Games: 9/4
2+ BB Games: 2/1
1,000 Avg. Games (at least 2-2): 2/1
Hitting Streaks 5+ Games: 5/2
Hitting Streaks 10+ Games:
Career Long Hitting Streak: 7 ('22)
Season/Current Hit Streak: 7/7
Career Long OB Streak: 10 ('20 & '21)
Season/Current OB Streak: 7/7

#1 CHELEMEN, Grace - 37 games (All games)

Date	Opponent	Pos	AB	R	H	RBI	2B	3B	HR	BB	SB	CS	HBP	SAC	SF	GDP	K	PO	A	E	Avg
Feb 11	vs Saint Joseph's	*of	2	1	0	0	0	0	0	1	1	0	0	0	0	0	1	0	0	0	.000
Feb 11	vs Villanova	*of	3	0	0	0	0	0	0	0	0	0	0	0	0	0	1	0	0	0	.000
Feb 12	vs Villanova	*of	3	1	0	0	0	0	0	0	0	0	0	0	0	0	0	0	0	0	.000
Feb 12	vs Saint Joseph's	*of	4	1	1	0	1	0	0	0	0	0	0	0	0	0	1	2	0	0	.083
Feb 18	vs South Carolina	*of	4	0	2	1	0	0	0	0	0	0	0	0	0	0	0	3	0	0	.188
Feb 18	at Coastal Carolina	*of	4	0	0	0	0	0	0	0	0	0	0	0	0	0	1	0	0	0	.150
2/19/22	vs South Carolina	*of	1	1	1	0	0	0	0	2	0	0	0	0	0	0	0	0	0	0	.190
Feb 19	at Coastal Carolina	*of	3	0	1	1	1	0	0	0	0	0	0	0	1	0	1	1	0	0	.208
Feb 20	vs Fordham	*of	4	1	2	2	0	0	0	0	0	0	0	0	0	0	0	1	0	0	.250
Feb 25	vs Kent State	*of	4	0	0	0	0	0	0	0	0	0	0	0	0	0	2	1	0	0	.219
Feb 26	vs Howard	*of	2	0	0	0	0	0	0	0	0	0	0	0	0	0	1	0	0	0	.206
Feb 26	at Campbell	of	1	0	0	0	0	0	0	0	0	0	0	0	0	0	1	0	0	0	.200
Mar 03	PURDUE FORT WAYN	of	0	0	0	0	0	0	0	0	0	0	0	0	0	0	0	0	0	0	.200
Mar 04	MD EASTERN SHORE	*of	2	1	0	0	0	0	0	1	0	0	0	0	0	0	0	1	1	0	.189
Mar 05	WINTHROP	pr/of	0	0	0	0	0	0	0	0	1	0	0	0	0	0	0	0	0	0	.189
Mar 05	MD EASTERN SHORE	of	0	0	0	0	0	0	0	0	0	0	0	0	0	0	0	0	0	0	.189
Mar 11	FAIRFIELD	pr/of	1	0	0	0	0	0	0	0	0	0	0	0	0	0	0	0	0	0	.184
Mar 11	NORFOLK STATE	of	0	0	0	0	0	0	0	0	0	0	0	0	0	0	0	0	0	0	.184
Mar 13	FAIRFIELD	of/of	0	0	0	0	0	0	0	1	0	0	0	0	0	0	0	0	0	0	.184
3/16/2022	at Ohio		2	2	2	0	0	0	0	1	0	0	0	0	0	0	0	3	0	0	.225
Mar 19	at UAB	*of	3	0	0	0	0	0	0	0	0	0	0	0	0	0	1	1	0	0	.209
Mar 20	at UAB	*of/pr	2	1	0	0	0	0	0	0	0	0	0	0	0	0	0	2	0	0	.200
Mar 25	MIDDLE TENNESSEE	*of	3	0	1	0	1	0	0	0	0	0	0	0	0	0	0	2	0	0	.208
Mar 26	MIDDLE TENNESSEE	*of	2	1	0	0	0	0	0	1	0	0	0	0	0	0	0	1	0	0	.200
Mar 27	MIDDLE TENNESSEE	*of	3	1	2	2	2	0	0	1	1	0	0	0	0	0	0	1	0	0	.226
Apr 01	CHARLOTTE	*of	3	2	2	0	0	0	0	0	0	0	0	1	0	0	0	2	0	0	.250
Apr 02	CHARLOTTE	*of	6	1	3	2	0	1	0	0	0	0	0	0	0	0	0	3	0	2	.274
Apr 03	CHARLOTTE	*of	4	0	1	0	0	0	0	0	0	0	0	0	0	0	0	2	0	0	.273
Apr 08	at Florida Atlantic	*of	4	1	1	1	0	0	0	0	0	0	0	0	0	0	0	1	0	0	.271
Apr 09	at Florida Atlantic	*of	3	0	0	0	0	0	0	0	0	0	0	0	0	0	2	1	0	0	.260
Apr 10	at Florida Atlantic	*of	4	0	1	1	0	0	0	0	0	0	0	0	0	0	0	0	0	0	.260
Apr 12	at Northern Ky.-1	*of	4	0	1	2	1	0	0	0	0	0	0	0	0	0	0	3	0	0	.259
Apr 12	at Northern Ky.-2	*of	3	1	1	0	0	0	0	0	1	0	0	1	0	0	0	1	0	0	.262
Apr 14	FIU	*of	3	1	1	1	0	0	0	0	1	0	0	1	0	0	0	1	0	0	.264
Apr 15	FIU	*of	3	0	1	1	0	0	0	1	0	0	0	0	0	0	0	1	0	0	.267
Apr 16	FIU	*of	3	1	2	0	0	0	0	0	0	0	0	0	0	0	0	0	0	0	.280
Apr 20	MOREHEAD STATE	*of	3	1	2	1	0	0	0	1	1	0	0	0	0	0	0	0	0	0	.292
Totals		29gs	96	19	28	15	6	1	0	10	6	0	0	3	1	0	12	34	1	2	.292

On base pct. .355 • Slugging pct. .375

Grace Chelemen Collegiate Career Stats

	Avg.	GP/GS	AB	R	H	2B	3B	HR	RBI	TB	SLG%	BB	HBP	SO	GDP	OB%	SF	SH	SB/ATT	PO	A	E	DP	FLD%
2019 Mich	0.143	36/1	7	10	1	0	0	0	0	1	0.143	2	1	3	0	0.400	0	0	3/4	0	0	0	0	0.000
2020 MAR	0.293	25/20	58	16	17	0	2	1	5	24	0.414	9	1	9	0	0.391	1	2	6/7	29	0	1	1	0.967
2021 MAR	0.353	32/31	102	21	36	6	0	2	15	48	0.471	9	1	14	0	0.404	2	4	3/9	56	1	4	0	0.934
2022 MAR	0.292	37/29	96	19	28	6	1	0	15	36	0.375	10	0	12	0	0.355	1	3	6/6	34	1	2	1	0.946
Totals	0.312	130/81	263	66	82	12	3	3	35	109	0.414	30	3	38	0	0.383	4	9	18/26	119	2	7	2	0.945
MAR (3 yrs)	0.316	94/80	256	56	81	12	3	3	35	108	0.422	28	2	35	0	0.383	4	9	15/22	119	2	7	2	0.945



3 - RS-Sr. - Armani Brown - INF

Elk Grove, California

Career Highs

At-Bats: 5 (2x) last vs. Portland State 2/10/19
Runs: 3 at Morehead State 4/30/19
Hits: 3 (4x) last vs. Fairfield 3/11/22
RBI: 3 vs. Fairfield 3/11/22
Doubles: 1 (8x) last vs. Fairfield 3/11/22
Triples: 1 (2x) last vs. Charlotte 5/12/21
Home Runs:
Walks: 2 (5x) last at FIU 4/24/21
SB: 1 (16x) last vs. FIU 4/14/22
Putouts: 6 (3x) last at MTSU 4/9/21
Assists: 5 (3x) last vs. Charlotte 5/12/21

Season Highs

At-Bats: 3 (11x) last at NKU 4/12
Runs: 1 (13x) last vs. Morehead State 4/20
Hits: 3 vs. Fairfield 3/11
RBI: 3 vs. Fairfield 3/11
Doubles: 1 vs. Fairfield 3/11
Triples:
Home Runs:
Walks: 1 (5x) last at FAU 4/10
SB: 1 (4x) last vs. FIU 4/14
Putouts: 3 vs. Norfolk State 3/11
Assists: 3 (4x) last vs. FIU 4/16

Career/Season

2+ Hit Games: 29/3
2+ BB Games: 5/
2+ Runs Games: 7/
2+ RBI Games: 5/1
1,000 Avg. Games (at least 2-2): 6/2
Hitting Streaks 5+ Games: 1/
Hitting Streaks 10+ Games:
Career Long Hitting Streak: 6 ('19)
Season/Current Hit Streak: 2/0
Career Long OB Streak: 19 ('20)
Season/Current OB Streak: 3/0

#3 BROWN, Armani - 36 games (All games)

Date	Opponent	Pos	AB	R	H	RBI	2B	3B	HR	BB	SB	CS	HBP	SAC	SF	GDP	K	PO	A	E	Avg
Feb 11	vs Saint Joseph's	*2b	1	0	0	0	0	0	0	0	0	0	0	1	0	0	0	0	1	0	.000
Feb 11	vs Villanova	*2b	1	0	0	0	0	0	0	0	0	0	0	0	0	0	0	1	1	0	.000
Feb 12	vs Villanova	*2b	2	0	0	0	0	0	0	0	0	0	0	0	0	0	0	0	1	0	.000
Feb 12	vs Saint Joseph's	*2b/pr	1	1	0	0	0	0	0	0	0	0	0	0	0	0	1	1	1	0	.000
Feb 18	vs South Carolina	*2b	0	0	0	0	0	0	0	0	0	0	0	0	0	0	0	1	0	0	.000
Feb 18	at Coastal Carolina	*2b	3	0	0	0	0	0	0	0	0	0	0	0	0	0	1	2	1	0	.000
2/19/22	vs South Carolina	ss	2	0	0	0	0	0	0	0	0	0	0	1	0	0	0	0	2	0	.000
Feb 19	at Coastal Carolina	2b	0	0	0	0	0	0	0	0	0	0	0	0	0	0	0	0	0	0	.000
Feb 25	vs Kent State	*2b	1	0	0	0	0	0	0	0	0	0	0	0	0	0	1	1	2	0	.000
Feb 25	vs Howard	2b	0	0	0	0	0	0	0	0	0	0	0	0	0	0	0	0	1	0	.000
Feb 26	vs Howard	*2b/pr	0	0	0	0	0	0	0	0	1	0	0	0	0	0	0	0	2	1	.000
Mar 04	PURDUE FORT WAYN	pr	0	0	0	0	0	0	0	0	0	0	0	0	0	0	0	0	0	0	.000
Mar 05	WINTHROP	*2b	3	0	0	0	0	0	0	0	0	0	0	0	0	0	1	1	3	0	.000
Mar 05	MD EASTERN SHORE	*2b	2	1	2	0	0	0	0	1	1	0	0	0	0	0	0	2	2	0	.125
Mar 11	FAIRFIELD	*2b	3	1	3	3	1	0	0	0	0	0	0	0	0	0	0	1	1	0	.263
Mar 11	NORFOLK STATE	*2b	1	0	0	0	0	0	0	0	0	0	0	1	0	0	0	3	2	0	.250
Mar 13	FAIRFIELD	*2b	3	1	1	0	0	0	0	1	0	0	0	0	0	0	0	0	1	0	.261
3/16/2022	at Ohio	*	3	0	0	0	0	0	0	0	0	0	0	0	0	0	0	0	0	0	.231
Mar 19	at UAB	*dh/2b	3	0	0	0	0	0	0	0	0	0	0	0	0	0	0	0	0	0	.207
Mar 19	at UAB	*2b	3	0	0	0	0	0	0	0	0	0	0	0	0	0	0	2	0	0	.188
Mar 20	at UAB	*dh/2b	1	1	0	0	0	0	0	1	0	0	0	0	0	0	1	1	2	0	.182
Mar 25	MIDDLE TENNESSEE	*ss	2	1	1	0	0	0	0	0	0	0	0	0	0	0	0	0	1	0	.200
Mar 26	MIDDLE TENNESSEE	*ss	2	0	0	0	0	0	0	0	0	0	0	1	0	0	1	1	0	1	.189
Mar 27	MIDDLE TENNESSEE	*ss	2	1	1	0	0	0	0	0	1	0	0	0	0	0	0	0	0	0	.205
Apr 01	CHARLOTTE	*ss	3	1	1	0	0	0	0	0	0	0	0	0	0	0	1	1	0	0	.214
Apr 02	CHARLOTTE	*ss/dh	2	0	0	0	0	0	0	0	0	0	0	0	0	0	1	2	2	0	.205
Apr 03	CHARLOTTE	*ss	3	0	0	0	0	0	0	0	0	0	0	0	0	0	0	0	3	1	.191
Apr 08	at Florida Atlantic	*dh/ss	2	1	0	0	0	0	0	1	0	0	0	0	0	0	0	1	0	0	.184
Apr 09	at Florida Atlantic	*ss	1	0	0	1	0	0	0	0	0	0	0	0	1	0	1	2	0	1	.180
Apr 10	at Florida Atlantic	*ss	2	1	1	0	0	0	0	1	0	0	0	0	0	0	0	0	2	0	.192
Apr 12	at Northern Ky.-1	*ss	3	1	2	0	0	0	0	0	0	0	0	0	0	0	0	1	1	0	.218
Apr 12	at Northern Ky.-2	*ss	3	0	0	0	0	0	0	0	0	0	0	0	0	0	1	1	2	1	.207
Apr 14	FIU	*ss	2	0	1	0	0	0	0	0	1	0	0	1	0	0	0	1	2	0	.217
Apr 15	FIU	*ss	2	0	0	0	0	0	0	0	0	0	0	0	0	0	0	0	3	0	.210
Apr 16	FIU	*ss	2	1	0	0	0	0	0	0	0	0	0	0	0	0	0	0	3	0	.203
Apr 20	MOREHEAD STATE	*ss	2	1	0	0	0	0	0	0	0	0	0	0	0	0	1	2	0	0	.197
Totals		32gs	66	13	13	4	1	0	0	5	4	0	0	5	1	0	11	28	42	5	.197

On base pct. .250 • Slugging pct. .212

Armani Brown Career Stats

Year	avg	gp-gs	ab	r	h	2b	3b	hr	rbi	tb	slg%	bb	hbp	so	gdp	ob%	sf	sh	sb-att	po	a	e	fld%
2018	.357	6-4	14	3	5	0	0	0	3	5	.357	1	0	1	0	.400	0	0	3-3	9	7	1	.941
2019	.272	62-62	191	30	52	4	1	0	11	58	.304	13	0	19	0	.316	2	7	6-8	95	93	9	.954
2020	.347	25-25	72	13	25	0	0	0	7	25	.347	4	0	11	0	.382	0	4	3-4	35	32	5	.931
2021	.246	32-24	61	12	15	3	1	0	2	20	.328	8	1	9	0	.343	0	3	0-2	61	44	4	.963
2022	.197	36-32	66	13	13	1	0	0	4	14	.212	5	0	11	0	.250	1	5	4-4	28	42	5	.933
TOTAL	.272	161-147	404	71	110	8	2	0	27	122	.302	31	1	51	0	.323	3	19	16-21	228	218	24	.949



4 - Fr. - Alex Coleman - OF

Asheboro, N.C.

Season Highs

At-Bats: 3 (5x) last vs. FIU 4/16
Runs: 2 vs. Howard 2/25
Hits: 2 (2x) last vs. FIU 4/15
RBI: 2 (2x) last vs. FIU 4/15
Doubles:
Triples:
Home Runs:
Walks: 2 vs. Howard 2/25
SB: 1 (3x) last vs. Purdue Fort Wayne
Putouts: 4 at UAB 3/19
Assists:

Career/Season

2+ Hit Games: 2
2+ Runs Games: 1
2+ RBI Games: 2
2+ BB Games: 1
1,000 Avg. Games (at least 2-2):
Hitting Streaks 5+ Games:
Hitting Streaks 10+ Games:
Career Long Hitting Streak:
Season/Current Hit Streak: 2/0
Career Long OB Streak:
Season/Current OB Streak: 5/0

#4 COLEMAN, Alex - 29 games (All games)

Date	Opponent	Pos	AB	R	H	RBI	2B	3B	HR	BB	SB	CS	HBP	SAC	SF	GDP	K	PO	A	E	Avg
Feb 11	vs Villanova	of	0	0	0	0	0	0	0	0	0	0	0	0	0	0	0	0	0	0	.000
Feb 12	vs Saint Joseph's	pr	0	1	0	0	0	0	0	0	0	0	0	0	0	0	0	0	0	0	.000
Feb 18	vs South Carolina	of	0	0	0	0	0	0	0	0	0	0	0	0	0	0	0	0	0	0	.000
Feb 18	at Coastal Carolina	pr/of	0	0	0	0	0	0	0	0	0	0	0	0	0	0	0	0	0	1	.000
Feb 20	vs Fordham	pr	0	1	0	0	0	0	0	0	0	0	0	0	0	0	0	0	0	0	.000
Feb 25	vs Kent State	pr	0	0	0	0	0	0	0	0	1	0	0	0	0	0	0	0	0	0	.000
Feb 25	vs Howard	*of	1	2	1	2	0	0	0	2	1	0	0	0	0	0	0	3	0	0	1.000
Feb 26	vs Howard	of	1	0	0	0	0	0	0	0	0	0	0	1	0	0	0	0	0	0	.500
Feb 26	at Campbell	*of	1	0	0	0	0	0	0	0	0	0	0	2	0	0	1	1	0	0	.333
Mar 03	PURDUE FORT WAYN	*of	2	1	1	0	0	0	0	0	1	0	0	0	0	0	1	0	0	0	.400
Mar 04	PURDUE FORT WAYN	*of	1	1	1	0	0	0	0	0	0	0	0	1	0	0	0	1	0	0	.500
Mar 04	MD EASTERN SHORE	*of	1	0	0	0	0	0	0	0	0	0	0	1	0	0	0	0	0	0	.429
Mar 05	WINTHROP	*of	2	1	0	0	0	0	0	1	0	0	0	0	0	0	0	0	0	0	.333
Mar 05	MD EASTERN SHORE	*of	1	1	0	0	0	0	0	0	0	0	0	0	0	0	0	1	0	0	.300
Mar 11	FAIRFIELD	*of	3	1	1	0	0	0	0	0	0	0	0	0	0	0	0	0	0	0	.308
Mar 11	NORFOLK STATE	*of	3	1	2	0	0	0	0	0	0	0	0	0	0	0	0	0	0	0	.375
Mar 13	FAIRFIELD	*of/of	2	0	0	0	0	0	0	0	0	0	0	0	0	0	0	0	0	0	.333
3/16/2022	at Ohio	*	1	0	0	0	0	0	0	0	0	0	0	0	0	0	0	1	0	0	.316
Mar 19	at UAB	pr	0	0	0	0	0	0	0	0	0	0	0	0	0	0	0	0	0	0	.316
Mar 19	at UAB	*dh/of	2	1	0	0	0	0	0	0	0	0	0	0	0	0	0	4	0	0	.286
Mar 20	at UAB	pr	0	1	0	0	0	0	0	0	0	0	0	0	0	0	0	0	0	0	.286
Mar 25	MIDDLE TENNESSEE	of	0	0	0	0	0	0	0	0	0	0	0	0	0	0	0	0	0	0	.286
Mar 26	MIDDLE TENNESSEE	pr	0	1	0	0	0	0	0	0	0	0	0	0	0	0	0	0	0	0	.286
Apr 02	CHARLOTTE	pr	0	1	0	0	0	0	0	0	0	0	0	0	0	0	0	0	0	0	.286
Apr 09	at Florida Atlantic	pr	0	0	0	0	0	0	0	0	0	0	0	0	0	0	0	0	0	0	.286
Apr 10	at Florida Atlantic	*of	3	0	0	0	0	0	0	0	0	0	0	0	0	0	0	2	0	0	.250
Apr 15	FIU	*of	3	0	2	2	0	0	0	0	0	0	0	0	0	0	0	0	0	0	.296
Apr 16	FIU	*of	3	0	1	0	0	0	0	0	0	0	0	0	0	0	0	0	0	0	.300
Apr 20	MOREHEAD STATE	*of	2	0	0	0	0	0	0	0	0	0	0	0	0	0	0	0	0	0	.281
Totals		16gs	32	14	9	4	0	0	0	3	3	0	0	5	0	0	2	13	0	1	.281

On base pct. .343 • Slugging pct. .281

Alex Coleman Career Stats

Year	avg	gp-gs	ab	r	h	2b	3b	hr	rbi	tb	slg%	bb	hbp	so	gdp	ob%	sf	sh	sb-att	po	a	e	fld%
2022	.281	29-16	32	14	9	0	0	0	4	9	.281	3	0	2	0	.343	0	5	3-3	13	0	1	.929
TOTAL	.281	29-16	32	14	9	0	0	0	4	9	.281	3	0	2	0	.343	0	5	3-3	13	0	1	.929



7 - R-Fr. - Amaya Lee - IF	Concord, Calif.
Season Highs At-Bats: 1 vs. Purdue Fort Wayne 3/3 Runs: 1 (12x) last vs. Morehead State 4/20 Hits: RBI: Doubles: Triples: Home Runs: Walks: SB: Putouts: Assists:	Career/Season 2+ Hit Games: 2+ Runs Games: 2+ RBI Games: 2+ BB Games: 1,000 Avg. Games (at least 2-2): Hitting Streaks 5+ Games: Hitting Streaks 10+ Games: Career Long Hitting Streak: Season/Current Hit Streak: Career Long OB Streak: Season/Current OB Streak:

#7 LEE, Amaya - 29 games (All games)

Date	Opponent	Pos	AB	R	H	RBI	2B	3B	HR	BB	SB	CS	HBP	SAC	SF	GDP	K	PO	A	E	Avg
Feb 11	vs Saint Joseph's	pr	0	0	0	0	0	0	0	0	0	0	0	0	0	0	0	0	0	0	.000
Feb 12	vs Villanova	pr	0	1	0	0	0	0	0	0	0	0	0	0	0	0	0	0	0	0	.000
Feb 18	vs South Carolina	pr	0	1	0	0	0	0	0	0	0	0	0	0	0	0	0	0	0	0	.000
2/19/22	vs South Carolina	pr	0	0	0	0	0	0	0	0	0	0	0	0	0	0	0	0	0	0	.000
Feb 19	at Coastal Carolina	pr	0	1	0	0	0	0	0	0	0	0	0	0	0	0	0	0	0	0	.000
Feb 25	vs Kent State	pr	0	0	0	0	0	0	0	0	0	0	0	0	0	0	0	0	0	0	.000
Feb 26	vs Howard	pr	0	1	0	0	0	0	0	0	0	0	0	0	0	0	0	0	0	0	.000
Mar 03	PURDUE FORT WAYN	2b	1	0	0	0	0	0	0	0	0	0	0	0	0	0	1	0	0	0	.000
Mar 04	PURDUE FORT WAYN	pr	0	0	0	0	0	0	0	0	0	0	0	0	0	0	0	0	0	0	.000
Mar 05	MD EASTERN SHORE	pr	0	1	0	0	0	0	0	0	0	0	0	0	0	0	0	0	0	0	.000
Mar 11	FAIRFIELD	pr	0	1	0	0	0	0	0	0	0	0	0	0	0	0	0	0	0	0	.000
Mar 11	NORFOLK STATE	pr	0	0	0	0	0	0	0	0	0	0	0	0	0	0	0	0	0	0	.000
Mar 13	FAIRFIELD	pr	0	1	0	0	0	0	0	0	0	0	0	0	0	0	0	0	0	0	.000
3/16/2022	at Ohio		0	0	0	0	0	0	0	0	0	0	0	0	0	0	0	0	0	0	.000
Mar 19	at UAB	pr	0	0	0	0	0	0	0	0	0	0	0	0	0	0	0	0	0	0	.000
Mar 20	at UAB	pr	0	0	0	0	0	0	0	0	0	0	0	0	0	0	0	0	0	0	.000
Mar 26	MIDDLE TENNESSEE	pr	0	1	0	0	0	0	0	0	0	0	0	0	0	0	0	0	0	0	.000
Mar 27	MIDDLE TENNESSEE	pr	0	0	0	0	0	0	0	0	0	0	0	0	0	0	0	0	0	0	.000
Apr 01	CHARLOTTE	pr	0	1	0	0	0	0	0	0	0	0	0	0	0	0	0	0	0	0	.000
Apr 03	CHARLOTTE	pr	0	0	0	0	0	0	0	0	0	0	0	0	0	0	0	0	0	0	.000
Apr 08	at Florida Atlantic	pr	0	0	0	0	0	0	0	0	0	0	0	0	0	0	0	0	0	0	.000
Apr 09	at Florida Atlantic	pr	0	1	0	0	0	0	0	0	0	0	0	0	0	0	0	0	0	0	.000
Apr 10	at Florida Atlantic	pr	0	0	0	0	0	0	0	0	0	0	0	0	0	0	0	0	0	0	.000
Apr 12	at Northern Ky.-1	pr	0	0	0	0	0	0	0	0	0	0	0	0	0	0	0	0	0	0	.000
Apr 12	at Northern Ky.-2	pr	0	1	0	0	0	0	0	0	0	0	0	0	0	0	0	0	0	0	.000
Apr 14	FIU	pr	0	0	0	0	0	0	0	0	0	0	0	0	0	0	0	0	0	0	.000
Apr 15	FIU	pr	0	0	0	0	0	0	0	0	0	0	0	0	0	0	0	0	0	0	.000
Apr 16	FIU	pr	0	0	0	0	0	0	0	0	0	0	0	0	0	0	0	0	0	0	.000
Apr 20	MOREHEAD STATE	pr	0	1	0	0	0	0	0	0	0	0	0	0	0	0	0	0	0	0	.000
Totals		Ogs	1	12	0	0	0	0	0	0	0	0	0	0	0	0	1	0	0	0	.000

On base pct. .000 • Slugging pct. .000

Amaya Lee Career Stats

Year	avg	gp-gs	ab	r	h	2b	3b	hr	rbi	tb	slg%	bb	hbp	so	gdp	ob%	sf	sh	sb-att	po	a	e	fld%
2022	.000	29-0	1	12	0	0	0	0	0	0	.000	0	0	1	0	.000	0	0	0-0	0	0	0	.000
TOTAL	.000	29-0	1	12	0	0	0	0	0	0	.000	0	0	1	0	.000	0	0	0-0	0	0	0	.000



9 - Fr. - Lauren Love - IF										Matthews, N.C.									
Season Highs										Career/Season									
At-Bats: 5 vs. Fairfield 3/13										2+ Hit Games: 7									
Runs: 3 vs. Howard 2/25										2+ Runs Games: 5									
Hits: 4 vs. Howard 2/25										2+ RBI Games: 7									
RBI: 4 vs. Purdue Fort Wayne 3/3										2+ BB Games: 2									
Doubles: 2 vs. Winthrop 3/5										1,000 Avg. Games (at least 2-2): 3									
Triples:										Hitting Streaks 5+ Games: 1									
Home Runs: 1 (3x) last vs. Fairfield 3/13										Hitting Streaks 10+ Games:									
Walks: 2 (2x) last vs. Charlotte 4/2										Career Long Hitting Streak: 7									
SB: 1 vs. Howard 2/26										Season/Current Hit Streak: 7/1									
Putouts: 3 (2x) last vs. MSTU 3/26										Career Long OB Streak: 13									
Assists: 5 at Coastal Carolina 2/19										Season/Current OB Streak: 13/1									

#9 LOVE, Lauren - 36 games (All games)

Date	Opponent	Pos	AB	R	H	RBI	2B	3B	HR	BB	SB	CS	HBP	SAC	SF	GDP	K	PO	A	E	Avg
Feb 11	vs Villanova	*2b	1	0	1	1	0	0	0	0	0	0	0	0	0	0	0	1	0	0	1.000
Feb 12	vs Villanova	*of	2	0	1	0	0	0	0	0	0	0	0	0	0	0	0	0	0	0	.667
Feb 12	vs Saint Joseph's	*of/2b	3	1	1	2	0	0	1	0	0	0	0	0	0	0	0	1	1	0	.500
Feb 18	vs South Carolina	*of/2b	3	2	1	0	1	0	0	1	0	0	0	0	0	0	0	1	2	0	.444
Feb 18	at Coastal Carolina	*of/ss	3	0	0	0	0	0	0	0	0	0	0	0	0	0	0	1	0	0	.333
2/19/22	vs South Carolina	*ss/of	3	0	1	0	0	0	0	0	0	0	0	0	0	1	0	0	2	1	.333
Feb 19	at Coastal Carolina	*2b	4	1	1	0	0	0	0	0	0	0	0	0	0	0	0	2	5	0	.316
Feb 20	vs Fordham	*2b	2	0	0	1	0	0	0	0	0	0	0	1	0	0	0	0	0	0	.286
Feb 25	vs Kent State	*ss/2b	2	0	0	0	0	0	0	0	0	0	1	0	0	0	1	1	0	0	.261
Feb 25	vs Howard	*2b/ss	4	3	4	3	1	0	0	0	0	0	0	0	0	0	0	0	0	0	.370
Feb 26	vs Howard	*ss	2	1	0	0	0	0	0	1	1	0	1	1	0	0	1	3	2	1	.345
Feb 26	at Campbell	*2b	3	1	1	0	1	0	0	0	0	0	0	1	0	0	1	0	0	0	.344
Mar 03	PURDUE FORT WAYN	*2b/ss	2	2	2	4	0	0	1	1	0	0	0	0	0	0	0	2	2	0	.382
Mar 04	PURDUE FORT WAYN	*2b	3	2	0	1	0	0	0	1	0	0	0	0	0	0	0	2	0	0	.351
Mar 04	MD EASTERN SHORE	*2b	3	0	2	1	0	0	0	0	0	0	0	0	0	0	0	0	2	0	.375
Mar 05	WINTHROP	*ss	4	1	3	2	2	0	0	0	0	0	0	0	0	0	0	1	0	0	.409
Mar 05	MD EASTERN SHORE	*ss	4	2	2	2	0	0	0	0	0	0	0	0	0	0	0	2	1	1	.417
Mar 11	FAIRFIELD	*ss	4	1	1	0	1	0	0	0	0	0	0	0	0	0	2	2	3	0	.404
Mar 11	NORFOLK STATE	*ss	4	0	1	1	1	0	0	0	0	0	0	0	0	0	1	1	3	0	.393
Mar 13	FAIRFIELD	*ss	5	1	1	2	0	0	1	0	0	0	0	0	0	0	0	0	0	0	.377
3/16/2022	at Ohio	*	3	1	1	0	0	0	0	2	0	0	0	0	0	0	1	1	1	0	.375
Mar 19	at UAB	*ss	3	0	0	0	0	0	0	0	0	0	0	0	0	0	0	0	0	0	.358
Mar 19	at UAB	*ss	4	0	0	0	0	0	0	0	0	0	0	0	0	0	0	0	0	0	.338
Mar 20	at UAB	*ss	4	0	1	0	0	0	0	0	0	0	0	0	0	0	0	2	1	0	.333
Mar 25	MIDDLE TENNESSEE	*2b	2	0	0	0	0	0	0	0	0	0	1	0	0	0	0	0	1	0	.325
Mar 26	MIDDLE TENNESSEE	*of	3	0	2	2	0	0	0	0	0	0	0	0	0	0	0	3	0	0	.338
Mar 27	MIDDLE TENNESSEE	*of	4	0	0	0	0	0	0	0	0	0	0	0	0	0	2	0	0	0	.321
Apr 01	CHARLOTTE	*of	3	0	0	0	0	0	0	0	0	0	0	0	0	0	0	1	0	0	.310
Apr 02	CHARLOTTE	*of/ss	3	1	3	1	1	0	0	2	0	0	0	0	0	0	0	1	0	0	.333
Apr 03	CHARLOTTE	*of	3	0	0	0	0	0	0	0	0	0	0	0	0	0	0	2	0	0	.323
Apr 08	at Florida Atlantic	*of	2	0	0	0	0	0	0	0	0	0	0	0	0	0	0	1	0	0	.316
Apr 09	at Florida Atlantic	*of	1	0	0	0	0	0	0	1	0	0	0	1	0	0	0	1	0	0	.312
Apr 10	at Florida Atlantic	*of	0	0	0	0	0	0	0	0	0	0	0	0	0	0	0	0	0	0	.312
Apr 12	at Northern Ky.-1	*of	2	0	0	1	0	0	0	0	0	0	0	0	1	0	0	2	0	0	.306
Apr 12	at Northern Ky.-2	*of	1	0	0	0	0	0	0	0	0	0	0	0	0	0	0	0	0	0	.303
Apr 14	FIU	*of	3	0	1	0	0	0	0	0	0	0	0	0	0	0	0	1	0	0	.304
Totals		34gs	102	20	31	24	8	0	3	9	1	0	3	4	1	1	9	35	26	3	.304

On base pct. .374 • Slugging pct. .471

Lauren Love Career Stats																							
Year	avg	gp-gs	ab	r	h	2b	3b	hr	rbi	tb	slg%	bb	hbp	so	gdp	ob%	sf	sh	sb-att	po	a	e	fld%
2022	.304	36-34	102	20	31	8	0	3	24	48	.471	9	3	9	1	.374	1	4	1-1	35	26	3	.953
TOTAL	.304	36-34	102	20	31	8	0	3	24	48	.471	9	3	9	1	.374	1	4	1-1	35	26	3	.953



13 - Fr. - Rielly Lucas - IF										Huntington, W.Va.									
Season Highs										Career/Season									
At-Bats: 3 (2x) last vs. Purdue Fort Wayne 3/3										2+ Hit Games: 1									
Runs: 1 (5x) last vs. UMES 3/5										2+ Runs Games:									
Hits: 2 vs. Howard 2/25										2+ RBI Games: 2									
RBI: 2 vs. (2x) last vs. Purdue Fort Wayne 3/3										2+ BB Games: 2									
Doubles: 1 vs. Purdue Fort Wayne 3/3										1,000 Avg. Games (at least 2-2):									
Triples:										Hitting Streaks 5+ Games:									
Home Runs:										Hitting Streaks 10+ Games:									
Walks: 2 (2x) last vs. Fairfield 3/13										Career Long Hitting Streak: 2									
HBP: 1 vs. Fairfield 3/13										Season/Current Hit Streak: 2/0									
SB:										Career Long OB Streak: 9									
Putouts:										Season/Current OB Streak: 9/2									
Assists:																			

#13 LUCAS, Rielly - 19 games (All games)

Date	Opponent	Pos	AB	R	H	RBI	2B	3B	HR	BB	SB	CS	HBP	SAC	SF	GDP	K	PO	A	E	Avg
Feb 12	vs Villanova	ph	1	0	0	1	0	0	0	0	0	0	0	0	0	0	0	0	0	0	.000
Feb 12	vs Saint Joseph's	ph/of	1	0	0	0	0	0	0	1	0	0	0	0	0	0	0	0	0	0	.000
Feb 19	at Coastal Carolina	ph	1	1	1	0	0	0	0	0	0	0	0	0	0	0	0	0	0	0	.333
Feb 20	vs Fordham	ph	0	0	0	0	0	0	0	1	0	0	0	0	0	0	0	0	0	0	.333
Feb 25	vs Howard	*of	3	1	2	2	0	0	0	0	0	0	0	0	0	0	0	0	0	0	.500
Feb 26	vs Howard	ph/of	2	1	1	0	0	0	0	1	0	0	0	0	0	0	0	0	0	0	.500
Feb 26	at Campbell	*of/of	2	0	0	0	0	0	0	1	0	0	0	0	0	0	0	0	0	0	.400
Mar 03	PURDUE FORT WAYN	*of	3	1	1	2	1	0	0	0	0	0	0	0	0	0	0	0	0	0	.385
Mar 04	PURDUE FORT WAYN	*of	2	0	0	0	0	0	0	0	0	0	0	0	0	0	0	0	0	0	.333
Mar 05	MD EASTERN SHORE	*of	1	1	0	0	0	0	0	2	0	0	0	0	0	0	0	0	0	0	.312
Mar 11	NORFOLK STATE	ph	1	0	0	0	0	0	0	0	0	0	0	0	0	0	0	0	0	0	.294
Mar 13	FAIRFIELD	*of	0	0	0	0	0	0	0	2	0	0	1	0	0	0	0	0	0	0	.294
3/16/2022	at Ohio		1	0	0	0	0	0	0	0	0	0	0	0	0	0	0	0	0	0	.278
Mar 19	at UAB	ph	1	0	0	0	0	0	0	0	0	0	0	0	0	0	1	0	0	0	.263
Mar 27	MIDDLE TENNESSEE	dh	1	0	0	1	0	0	0	0	0	0	0	0	0	0	0	0	0	0	.250
Apr 02	CHARLOTTE	ph	0	0	0	0	0	0	0	1	0	0	0	0	0	0	0	0	0	0	.250
Apr 12	at Northern Ky.-2	ph/dh	1	0	0	0	0	0	0	0	0	0	0	0	0	0	1	0	0	0	.238
Apr 16	FIU	ph	1	0	1	1	0	0	0	0	0	0	0	0	0	0	0	0	0	0	.273
Apr 20	MOREHEAD STATE	ph	0	0	0	0	0	0	0	1	0	0	0	0	0	0	0	0	0	0	.273
Totals			6gs	22	5	6	7	1	0	10	0	0	1	0	0	0	2	0	0	0	.273

On base pct. .515 • Slugging pct. .318

Rielly Lucas Career Stats

Year	avg	gp-gs	ab	r	h	2b	3b	hr	rbi	tb	slg%	bb	hbp	so	gdp	ob%	sf	sh	sb-att	po	a	e	fld%
2022	.273	19-6	22	5	6	1	0	0	7	7	.318	10	1	2	0	.515	0	0	0-0	0	0	0	.000
TOTAL	.273	19-6	22	5	6	1	0	0	7	7	.318	10	1	2	0	.515	0	0	0-0	0	0	0	.000



14 - RS-Jr. - Cailey Joyce - P										Mechanicsburg, Pennsylvania									
Career Highs**at La Salle										Season Highs									
IP: 7.2 vs. Butler 3/17/19**										IP: 6.2 at Coastal Carolina 2/19									
Ks: 8 vs. Rhode Island 4/27/19**										Ks: 7 vs. Purdue Fort Wayne 3/5									
2+ Strikeout Games: 39 16 at MU										2+ Strikeout Games: 9									
5+ Strikeout Games: 13 6 at MU										5+ Strikeout Games: 3									
10+ Strikeout Games:										10+ Strikeout Games:									
3+ Innings Pitched Games: 41 16 at MU										3+ Innings Pitched Games: 6									
5+ Innings Pitched Games: 33 11 at MU										5+ Innings Pitched Games: 4									
1st career win 3/3/19 vs. Oakland**										1st win of year 2/19 at Coastal Car.									
1st career save 4/27/19 vs. R. Island**										1st save of year									
1st career MU win 3/21/21 at Chattanooga																			

#14 JOYCE, C. - 12 appearances (All games)

Date	Opponent	GS	IP	H	R	ER	BB	SO	2B	3B	HR	WP	BK	HBP	IBB	Score	W-L	Sv	ERA	NP
Feb 11	vs Villanova	*	1.0	2	3	3	1	2	0	0	2	0	0	1	0	1-9	0-1	0	21.00	20
Feb 12	vs Saint Joseph's	*	1.0	4	3	3	0	0	0	0	0	0	0	0	0	6-4	0-1	0	21.00	20
Feb 18	vs South Carolina	*	4.2	5	3	2	2	2	1	0	2	1	0	1	0	5-7	0-2	0	8.40	78
Feb 19	at Coastal Carolina	*	6.2	11	7	6	4	6	3	0	2	0	0	0	0	9-7	1-2	0	7.35	146
Feb 25	vs Howard	*	5.0	6	2	2	1	2	1	0	2	0	0	1	0	15-2	2-2	0	6.11	75
Mar 04	PURDUE FORT WAYN	*	5.0	3	0	0	0	7	1	0	0	0	0	0	0	8-0	3-2	0	4.80	76
Mar 05	MD EASTERN SHORE	*	5.0	5	1	1	0	6	1	1	0	1	0	0	0	14-1	4-2	0	4.20	74
Mar 11	NORFOLK STATE	*	1.1	6	5	5	0	1	3	0	0	0	0	0	0	7-6	4-2	0	5.19	46
Mar 26	MIDDLE TENNESSEE	*	4.0	2	1	1	3	2	1	0	0	0	0	0	0	9-1	5-2	0	4.78	71
Apr 02	CHARLOTTE	*	0.2	3	3	3	1	2	1	0	1	0	0	1	0	11-10	5-2	0	5.30	23
Apr 09	at Florida Atlantic	*	2.1	3	3	2	0	2	1	1	0	0	0	0	0	1-4	5-3	0	5.35	33
Apr 12	at Northern Ky.-2	*	0.1	4	2	2	0	0	0	0	1	0	0	0	0	4-5	5-3	0	5.68	14
Totals		10	37.0	54	33	30	12	32	13	2	10	2	0	4	0	90-56	5-3	0	5.68	-

Cailey Joyce La Salle Hitting Stats

Year	GP/GS	Avg.	AB	R	H	2B	3B	HR	RBI	TB	BB	HBP	K	SF	SB	OBP	SLG
2019	41/39	0.301	113	17	34	6	0	7	19	61	9	2	19	0	0	0.363	0.540

Cailey Joyce Collegiate Career Pitching Stats

	ERA	W-L	APP	GS	CG	SHO	SV	IP	H	R	ER	BB	SO	2B	3B	HR	BF	BAvg.	WP	HBP	BK	SFA	SHA	PO	A	E	DP	FLD%
2019 La Salle	4.32	8-14	35	16	14	1/0	1	168.2	231	128	104	45	91	51	5	18	798	0.324	5	13	0	13	13	22	14	1	1	0.973
2020 La Salle	Did Not Play- Injured																											
2021 MAR	3.08	5-5	15	12	4	1/0	0	66.0	68	38	29	21	37	15	4	4	287	0.269	0	6	0	1	6	1	7	0	0	1.000
2022 MAR	5.68	5-3	12	10	3	1/0	0	37.0	54	33	30	12	32	13	2	10	180	0.344	2	4	0	4	3	2	4	0	1	1.000
Totals	4.20	18-22	62	38	21	3/0	1	271.2	353	199	163	78	160	79	11	32	1265	0.314	7	23	0	18	22	25	25	1	2	0.980
MAR (2 yrs)	4.01	10-8	27	22	7	2/0	0	103.0	122	71	59	33	69	28	6	14	467	0.298	2	10	0	5	9	3	11	0	1	1.000



16 - 5th Yr. - Saige Pye - INF										Stockton, California									
Career Highs										Season Highs									
At-Bats: 5 (3x) last vs. Charlotte 4/2/22										At-Bats: 5 vs. Charlotte 4/2									
Runs: 3 vs. Fairfield 3/13/22										Runs: 3 vs. Fairfield 3/13									
Hits: 4 at Kentucky 3/11/20										Hits: 3 (4x) last at FAU 4/8									
RBI: 7 at Kentucky 3/11/20										RBI: 6 vs. Charlotte 4/1									
Doubles: 3 vs. Florida Atlantic 4/17/21										Doubles: 2 at FAU 4/8									
Triples: 1 vs. Akron 3/4/20										Triples:									
HRs: 2 (2x) last vs. Charlotte 4/1/22										HRs: 2 vs. Charlotte 4/1									
Walks: 2 (2x) last at Ohio 3/16/22										Walks: 2 at Ohio 3/16									
HBP: 2 vs. Howard 2/26/22										HBP: 2 vs. Howard 2/26									
Putouts: 2 (4x) last at Chattanooga 3/21/21										Putouts:									
Assists: 3 (2x) last vs. Bucknell 3/8										Assists:									
Career/Season										2+ Hit Games: 36/13									
										2+ HR Games: 1/ Grand Slams: 1									
										2+ Runs Games: 14/7									
										2+ RBI Games: 24/10									
										2+ BB Games: 1/									
										1,000 Avg. Games (at least 2-2): 4/1									
										Hitting Streaks 5+ Games: 5/2									
										Hitting Streaks 10+ Games:									
										Career Long Hitting Streak: 12 (*21)									
										Season/Current Hit Streak: 6/0									
										Career Long On Base Streak: 24 (*20)									
										Season/Current OB Streak: 11/4									

#16 PYE, Saige - 40 games (All games)

Date	Opponent	Pos	AB	R	H	RBI	2B	3B	HR	BB	SB	CS	HBP	SAC	SF	GDP	K	PO	A	E	Avg
Feb 11	vs Saint Joseph's	*dh	3	1	1	3	0	0	1	0	0	0	0	0	0	0	0	0	0	0	.333
Feb 11	vs Villanova	*dh	1	0	0	0	0	0	0	0	0	0	0	1	0	0	0	0	0	0	.250
Feb 12	vs Villanova	*dh	2	1	1	0	0	0	0	0	0	0	0	1	0	0	0	0	0	0	.333
Feb 12	vs Saint Joseph's	*dh	4	0	0	0	0	0	0	0	0	0	0	0	0	0	1	0	0	0	.200
Feb 18	vs South Carolina	*dh/of	3	1	1	0	1	0	1	0	0	0	0	0	0	0	0	0	0	0	.231
Feb 18	at Coastal Carolina	*dh	2	1	1	2	0	0	1	1	0	0	0	0	0	0	1	0	0	0	.267
2/19/22	vs South Carolina	*of/dh	4	0	1	0	0	0	0	0	0	0	0	0	0	1	0	0	0	0	.263
Feb 19	at Coastal Carolina	*dh	2	0	0	0	0	0	0	0	0	0	1	0	0	0	0	0	0	0	.238
Feb 20	vs Fordham	*dh	2	1	0	0	0	0	0	1	0	0	0	0	0	0	1	0	0	0	.217
Feb 25	vs Kent State	*dh	3	0	1	0	1	0	0	0	0	0	0	0	0	0	2	0	0	0	.231
Feb 25	vs Howard	*dh	2	2	1	1	0	0	0	1	0	0	0	0	0	0	0	0	0	0	.250
Feb 26	vs Howard	*dh	3	1	2	4	0	0	1	0	0	0	2	0	0	0	0	0	0	0	.290
Feb 26	at Campbell	*dh	4	2	2	2	1	0	1	0	0	0	0	0	0	0	1	0	0	0	.314
Mar 03	PURDUE FORT WAYN	*dh	3	2	2	3	0	0	1	0	0	0	0	0	0	0	0	0	0	0	.342
Mar 04	PURDUE FORT WAYN	*dh	4	1	3	2	0	0	0	0	0	0	0	0	0	0	0	0	0	0	.381
Mar 04	MD EASTERN SHORE	*dh	3	0	0	0	0	0	0	0	0	0	0	0	0	0	0	0	0	0	.356
Mar 05	WINTHROP	*dh	3	0	0	1	0	0	0	0	0	0	0	0	0	0	1	0	0	0	.333
Mar 05	MD EASTERN SHORE	*dh	4	1	3	0	0	0	0	0	0	0	0	0	0	0	0	0	0	0	.365
Mar 11	FAIRFIELD	*dh	2	0	1	0	0	0	0	1	0	0	0	0	0	0	0	0	0	0	.370
Mar 11	NORFOLK STATE	*dh	3	1	1	1	0	0	0	1	0	0	0	0	0	0	1	0	0	0	.368
Mar 13	FAIRFIELD	*dh	3	3	2	2	1	0	1	1	0	0	0	0	0	0	0	0	0	0	.383
3/16/2022	at Ohio	*	3	0	2	1	0	0	0	2	0	0	0	0	0	0	0	0	0	0	.397
Mar 19	at UAB	*2b/dh	2	0	0	0	0	0	0	1	0	0	0	0	0	0	0	0	0	0	.385
Mar 19	at UAB	*of/dh	3	0	1	1	0	0	0	0	0	0	0	0	0	0	0	0	0	0	.382
Mar 20	at UAB	*2b/dh	4	0	2	0	0	0	0	0	0	0	0	0	0	0	1	0	0	0	.389
Mar 25	MIDDLE TENNESSEE	*dh	2	0	0	1	0	0	0	0	0	0	0	0	1	0	0	0	0	0	.378
Mar 26	MIDDLE TENNESSEE	*dh	3	1	1	1	0	0	1	1	0	0	0	0	0	0	0	0	0	0	.377
Mar 27	MIDDLE TENNESSEE	*dh	4	1	2	2	1	0	1	0	0	0	0	0	0	0	0	0	0	0	.383
Apr 01	CHARLOTTE	*dh	4	2	3	6	0	0	2	0	0	0	0	0	0	0	0	0	0	0	.400
Apr 02	CHARLOTTE	*dh/ss	5	0	0	0	0	0	0	0	0	0	0	0	0	0	1	0	0	0	.378
Apr 03	CHARLOTTE	*dh	3	1	2	1	0	0	1	0	0	0	0	0	0	0	0	0	0	0	.387
Apr 08	at Florida Atlantic	*ss/dh	4	2	3	2	2	0	1	0	0	0	0	0	0	0	0	0	0	0	.402
Apr 09	at Florida Atlantic	*dh	3	0	0	0	0	0	0	0	0	0	0	0	0	0	3	0	0	0	.390
Apr 10	at Florida Atlantic	*dh	3	1	1	0	0	0	0	1	0	0	0	0	0	0	1	0	0	0	.388
Apr 12	at Northern Ky.-1	*dh	4	0	0	0	0	0	0	0	0	0	0	0	0	0	0	0	0	0	.374
Apr 12	at Northern Ky.-2	*dh	2	0	0	0	0	0	0	0	0	0	0	0	0	0	2	0	0	0	.367
Apr 14	FIU	*dh	3	1	2	1	0	0	1	1	0	0	0	0	0	0	0	0	0	0	.375
Apr 15	FIU	*dh	4	0	1	0	0	0	0	0	0	0	0	0	0	0	1	0	0	0	.371
Apr 16	FIU	*dh	2	2	2	1	0	0	1	1	0	0	0	0	0	0	0	0	0	0	.381
Apr 20	MOREHEAD STATE	*dh	2	1	0	0	0	0	0	1	0	0	0	0	0	0	1	0	0	0	.375
Totals		40gs	120	30	45	38	7	0	14	15	0	0	5	0	1	1	18	0	0	0	.375

On base pct. .461 • Slugging pct. .783

Saige Pye Collegiate Career Stats

	Avg.	GP/GS	AB	R	H	2B	3B	HR	RBI	TB	SLG%	BB	HBP	SO	GDP	OB%	SF	SH	SB/ATT	PO	A	E	DP	FLD%
2018 GT	0.150	18/5	20	2	3	0	0	1	3	6	0.300	2	2	4	1	0.280	1	0	0/0	3	4	1	1	0.875
2019 GT	0.000	14/1	15	0	0	0	0	0	1	0	0.000	1	0	0	0	0.063	0	0	1/1	0	0	0	0	0.000
2020 MAR	0.463	25/25	80	20	37	6	1	8	28	69	0.863	11	2	5	2	0.532	1	0	0/0	11	12	2	0	0.920
2021 MAR	0.395	25/25	86	14	34	5	0	6	23	57	0.663	8	3	9	2	0.459	1	0	0/1	3	3	2	0	0.750
2022 MAR	0.375	40/40	120	30	45	7	0	14	38	94	0.783	15	5	18	1	0.461	1	0	0/0	0	0	0	0	0.000
Totals	0.374	122/96	321	66	120	18	1	29	93	226	0.704	37	12	36	6	0.452	4	0	1/2	17	19	5	1	0.878
GT (2 yrs)	0.086	32/6	35	2	3	0	0	1	4	6	0.171	3	2	4	1	0.195	1	0	1/1	3	4	1	1	0.875
MAR (3 yrs)	0.406	90/90	286	64	116	18	1	28	89	220	0.769	34	10	32	5	0.480	3	0	0/1	14	15	4	0	0.879



20 - Sr. - Camryn Michallas - INF		Huntington, West Virginia
Career Highs(Div. I) ** at Akron At-Bats: 4 at Coastal Carolina 2/19/22 Runs: 2 (2x) last vs. Purdue Fort Wayne 3/4/22 Hits: 2 (2x) last vs. Purdue Fort Wayne 3/3/22 RBI: 2 (4x) last at Coastal Carolina 2/19/22 Doubles: 1 (2x) last at Campbell 2/26/22 Triples: HRs: Walks: 1 (7x) last at Charlotte 5/9/21 SB: 1 (3x) last vs. UMES 3/4/22 HBP: 1 vs. Purdue Fort Wayne 3/4/22 Putouts: 4 vs. Mercer 2/23/19** Assists: 5 vs. Western Michigan 3/29/19**		Season Highs At-Bats: 4 at Coastal Carolina 2/19 Runs: 2 vs. Purdue Fort Wayne 3/4 Hits: 2 vs. Purdue Fort Wayne 3/3 RBI: 2 (2x) last at Coastal Carolina 2/19 Doubles: 1 at Campbell 2/26 Triples: Home Runs: Walks: SB: 1 vs. UMES 3/4 HBP: 1 vs. Purdue Fort Wayne 3/4 Putouts: 3 (2x) last vs. Howard 2/26 Assists: 4 at Coastal Carolina 2/18
		Career/Season (Div. I) 2+ Hit Games: 2/1 2+ HR Games: 2+ Runs Games: 2/1 2+ RBI Games: 4/2 2+ BB Games: 1.000 Avg. Games (at least 2-2): 2/1 Hitting Streaks 5+ Games: 1 Hitting Streaks 10+ Games: Career Long Hitting Streak: 6 ('22) Season/Current Hit Streak: 6/6 Career Long On Base Streak: 10 (2022) Season/Current OB Streak: 10/10

Will miss remainder of the 2022 season due to a hand injury suffered March 4 vs. Maryland Eastern Shore.

#20 MICHALLAS, Camryn - 14 games (All games)

Date	Opponent	Pos	AB	R	H	RBI	2B	3B	HR	BB	SB	CS	HBP	SAC	SF	GDP	K	PO	A	E	Avg
Feb 11	vs Villanova	*3b	2	0	1	0	0	0	0	0	0	0	0	0	0	0	0	0	2	0	.500
Feb 12	vs Villanova	*ss	1	0	0	0	0	0	0	0	0	0	0	0	0	0	1	1	0	0	.333
Feb 12	vs Saint Joseph's	*ss	2	0	0	0	0	0	0	0	0	0	0	0	0	0	0	3	3	0	.200
Feb 18	vs South Carolina	*3b	3	0	1	2	0	0	0	0	0	0	0	0	0	0	0	0	1	2	.250
Feb 18	at Coastal Carolina	*3b	3	0	1	0	0	0	0	0	0	0	0	0	0	1	0	0	4	0	.273
2/19/22	vs South Carolina	*3b	0	0	0	0	0	0	0	0	0	0	0	0	0	0	0	0	0	1	.273
Feb 19	at Coastal Carolina	*ss	4	1	1	2	0	0	0	0	0	0	0	0	0	0	0	3	0	0	.267
Feb 20	vs Fordham	*ss	2	1	0	0	0	0	0	0	0	0	0	0	0	0	0	1	1	0	.235
Feb 25	vs Kent State	ph/ss	2	0	1	0	0	0	0	0	0	0	0	0	0	0	1	0	0	0	.263
Feb 25	vs Howard	*ss	3	1	1	1	0	0	0	0	0	0	0	0	0	0	1	3	1	0	.273
Feb 26	at Campbell	*ss	3	1	1	0	1	0	0	0	0	0	0	0	0	0	1	1	2	0	.280
Mar 03	PURDUE FORT WAYN	*ss	2	1	2	0	0	0	0	0	0	0	0	0	0	0	0	0	1	1	.333
Mar 04	PURDUE FORT WAYN	*ss	2	2	1	0	0	0	0	0	0	0	1	0	0	0	0	0	1	0	.345
Mar 04	MD EASTERN SHORE	*ss	1	0	1	0	0	0	0	0	1	0	0	0	0	0	0	1	0	0	.367
Totals		13gs	30	7	11	5	1	0	0	0	1	0	1	0	0	1	4	10	19	4	.367

On base pct. .387 • Slugging pct. .400

Camryn Michallas Collegiate Career Stats

	Avg.	GP/GS	AB	R	H	2B	3B	HR	RBI	TB	SLG%	BB	HBP	SO	GDP	OB%	SF	SH	SB/ATT	PO	A	E	DP	FLD%
2019 Akron	0.105	34/32	57	5	6	0	0	0	5	6	0.105	6	0	7	0	0.188	1	2	2/4	45	45	15	1	0.857
2020 GCSC*	0.329	26/26	70	18	23	6	0	1	11	32	0.457	10	0	12	1	0.412	0	3	1/1	32	46	8	6	0.907
2021 MAR	0.115	17/9	26	5	3	1	0	0	5	4	0.154	1	0	3	0	0.148	0	2	0/0	9	22	1	0	0.969
2022 MAR	0.367	14/13	30	7	11	1	0	0	5	12	0.400	0	1	4	1	0.387	0	0	1/1	10	19	4	2	0.879
DIV. I Totals	0.177	65/54	113	17	20	2	0	0	15	22	0.195	7	1	14	1	0.230	1	4	3/5	64	86	20	3	0.882
MAR (2 yrs)	0.25	31/22	56	12	14	2	0	0	10	16	0.286	1	1	7	1	0.276	0	2	1/1	19	41	5	2	0.923

* GCSC - Gulf Coast State College JUCO



21 - RS-Jr. - Sydney Nester - Pitcher | Hillsville, Va.

Career Highs ** - at NC State

IP: 9.0 vs. Duke 4/20/19**
 Ks: 15 (2x) last vs. Fairfield 3/13/22
 2+ Strikeout Games: 87 | 29 at MU
 5+ Strikeout Games: 56 | 21 at MU
 10+ Strikeout Games: 14 | 10 at MU
 3+ Innings Pitched Games: 82 | 26 at MU
 5+ Innings Pitched Games: 60 | 25 at MU
*1st career win vs. Illinois State 2/8/19***
*1st career save vs. UNCW 3/27/19***
1st Marshall win vs. Saint Joseph's 2/11/22

Season Highs

IP: 8.0 at FAU 4/8
 Ks: 15 (2x) last at FAU 4/8
 2+ Strikeout Games: 29
 5+ Strikeout Games: 21
 10+ Strikeout Games: 10
 3+ Innings Pitched Games: 26
 5+ Innings Pitched Games: 25
1st win of year vs. Saint Joseph's 2/11
1st save of year at Coastal Car. 2/19

Streaks:

1 Strikeout Career: 25 (2/20/22-Present)
Current: 26
2+ Strikeouts Career: 14 (2/20/22-3/25/22)
Current: 11
5+ Strikeouts Career: 6 (3/2/19-3/15/19)
Current: 0
10+ Strikeouts Career: 2 4x in 2022
Current: 0
3+ IP Career: 9 (2/21/20-3/8/20)
Current: 2
5+ IP Career: 5 (3/13/22-3/25/22)
Current: 2

#21 NESTER, Sydney - 32 appearances (All games)

Date	Opponent	GS	IP	H	R	ER	BB	SO	2B	3B	HR	WP	BK	HBP	IBB	Score	W-L	Sv	ERA	NP
Feb 11	vs Saint Joseph's	*	6.0	2	0	0	0	13	1	0	0	0	0	0	0	8-0	1-0	0	0.00	81
Feb 12	vs Villanova	*	5.0	3	0	0	0	11	0	0	0	0	0	1	0	8-0	2-0	0	0.00	79
Feb 12	vs Saint Joseph's	*	3.0	1	0	0	1	1	0	0	0	0	0	0	0	6-4	3-0	0	0.00	50
Feb 18	at Coastal Carolina	*	6.0	7	4	1	1	8	2	0	0	1	0	0	0	3-4	3-1	0	0.35	100
2/19/22	vs South Carolina	*	6.1	7	7	6	3	9	2	0	1	1	0	1	0	3-7	3-2	0	1.86	130
Feb 19	at Coastal Carolina	*	0.1	0	0	0	0	0	0	0	0	0	0	0	0	9-7	3-2	1	1.84	5
Feb 20	vs Fordham	*	5.0	4	0	0	2	10	0	0	0	1	0	0	0	8-0	4-2	1	1.55	91
Feb 25	vs Kent State	*	7.0	2	1	1	3	12	0	0	0	0	0	0	0	0-1	4-3	1	1.45	114
Feb 26	vs Howard	*	2.0	0	0	0	0	4	0	0	0	0	0	0	0	9-2	4-3	1	1.38	18
Feb 26	at Campbell	*	7.0	6	3	1	2	13	0	0	0	1	0	0	0	6-3	5-3	1	1.32	126
Mar 03	PURDUE FORT WAYN	*	5.0	0	0	0	1	11	0	0	0	0	0	0	0	11-0	6-3	1	1.20	72
Mar 04	MD EASTERN SHORE	*	7.0	3	0	0	0	9	0	0	0	0	0	0	0	4-0	7-3	1	1.06	87
Mar 05	WINTHROP	*	7.0	2	0	0	1	11	1	0	0	0	0	0	0	6-0	8-3	1	0.95	93
Mar 11	FAIRFIELD	*	6.0	1	0	0	1	6	0	0	0	0	0	0	0	8-0	9-3	1	0.87	71
Mar 11	NORFOLK STATE	*	2.0	1	0	0	0	3	0	0	0	0	0	0	0	7-6	9-3	2	0.84	25
Mar 13	FAIRFIELD	*	7.0	4	4	3	2	15	1	0	1	1	0	1	0	8-4	10-3	2	1.03	110
3/16/2022	at Ohio	*	6.0	10	5	5	4	8	2	1	2	0	0	0	0	7-8	10-3	2	1.36	145
Mar 19	at UAB	*	6.0	2	1	1	0	7	0	0	0	0	0	1	0	0-1	10-4	2	1.35	80
Mar 20	at UAB	*	6.1	11	8	5	1	3	3	1	0	0	0	1	0	7-8	10-5	2	1.61	128
Mar 25	MIDDLE TENNESSEE	*	7.0	3	1	1	3	8	1	0	0	0	0	0	0	4-1	11-5	2	1.57	114
Mar 26	MIDDLE TENNESSEE	*	2.0	0	0	0	0	1	0	0	0	0	0	0	0	9-1	11-5	2	1.54	20
Mar 27	MIDDLE TENNESSEE	*	6.0	3	1	1	2	9	0	0	1	1	0	0	0	9-1	12-5	2	1.52	90
Apr 01	CHARLOTTE	*	7.0	6	4	3	2	8	1	0	2	1	0	1	0	11-4	13-5	2	1.61	125
Apr 02	CHARLOTTE	*	1.0	2	1	1	1	3	0	0	0	0	0	1	0	11-10	14-5	2	1.65	27
Apr 03	CHARLOTTE	*	7.0	6	3	2	3	4	1	0	1	1	0	1	0	4-3	15-5	2	1.67	122
Apr 08	at Florida Atlantic	*	8.0	4	2	2	2	15	0	1	0	0	0	0	0	7-2	16-5	2	1.67	127
Apr 10	at Florida Atlantic	*	7.0	6	2	1	2	11	1	0	0	2	0	0	0	3-2	17-5	2	1.64	129
Apr 12	at Northern Ky.-1	*	7.0	5	2	1	2	5	0	0	0	0	0	1	0	3-2	18-5	2	1.61	102
Apr 14	FIU	*	7.0	3	0	0	3	8	0	0	0	0	0	0	0	6-0	19-5	2	1.54	122
Apr 15	FIU	*	2.0	3	1	1	0	2	0	0	0	0	0	0	0	3-2	19-5	3	1.57	37
Apr 16	FIU	*	5.0	2	0	0	1	4	1	0	0	0	0	0	0	8-0	20-5	3	1.52	70
Apr 20	MOREHEAD STATE	*	5.0	2	1	0	1	3	0	0	0	0	0	0	0	9-1	21-5	3	1.47	56
Totals			25	171.0	111	51	36	44	235	17	3	8	10	0	9	205-84	21-5	3	1.47	-

Sydney Nester Collegiate Career Stats

	ERA	W-L	APP	GS	CG	SHO	SV	IP	H	R	ER	BB	SO	2B	3B	HR	BF	BAvg.	WP	HBP	BK	SFA	SHA	PO	A	E	DP	FLD%
2019 NCST	3.37	14-8	37	20	11	3/0	1	149.2	138	88	72	84	153	16	2	17	690	0.241	24	22	0	6	6	3	18	1	4	0.955
2020 NCST	3.24	10-4	17	12	7	0	1	86.1	65	44	40	32	89	10	1	16	372	0.201	5	9	0	2	5	2	10	3	1	0.800
2021 NCST	3.87	7-10	29	14	6	2	0	105.0	94	73	58	72	102	11	3	12	510	0.227	16	19	0	1	4	0	16	3	0	0.842
2022 MAR	1.47	21-5	32	25	23	9/0	3	171.0	111	51	36	44	235	17	3	8	686	0.178	10	9	0	3	8	4	28	2	0	0.941
Totals	2.82	52-27	115	71	46	14/0	5	512.0	402	256	206	232	579	54	9	53	2258	0.208	55	59	0	12	23	9	72	9	5	0.900
NCST (3 yrs)	3.49	31-22	83	46	24	5/0	2	341.0	297	205	170	188	344	37	6	45	1572	0.227	45	50	0	9	15	5	44	7	5	0.875
MAR (1 yr)	1.47	21-5	32	25	23	9/0	3	171.0	111	51	36	44	235	17	3	8	686	0.178	10	9	0	3	8	4	28	2	0	0.941



22 - Soph. - Brianna McCown - P										St. Albans, West Virginia									
Career Highs										Season Highs									
IP: 7.0 vs. LA Tech 5/12										IP: 5.0 vs. FIU 4/15									
Ks: 7 vs. Bowling Green 3/5										Ks: 5 at NKU 4/12									
2+ Strikeout Games: 9										2+ Strikeout Games: 3									
5+ Strikeout Games: 4										5+ Strikeout Games: 1									
10+ Strikeout Games:										10+ Strikeout Games:									
3+ Innings Pitched Games: 8										3+ Innings Pitched Games: 2									
5+ Innings Pitched Games: 5										5+ Innings Pitched Games: 1									
1st career win vs. Bowling Green 3/5										1st win of year vs. Norfolk St. 3/11									
1st career save										1st save of year									
Streaks:										1 Strikeout Career: 9 (4/9/21-5/12/21)									
Current: 4										2+ Strikeouts: 3 (5/8-12)									
Current: 2										Current: 0									
5+ Strikeouts:										10+ Strikeouts:									
Current: 0										Current: 2									
3+ IP:										5+ IP:									
Current: 2										Current: 1									

#22 MCCOWN, Brianna - 2 games (All games)

Date	Opponent	Pos	AB	R	H	RBI	2B	3B	HR	BB	SB	CS	HBP	SAC	SF	GDP	K	PO	A	E	Avg
Mar 19	at UAB	*p	0	0	0	0	0	0	0	0	0	0	0	0	0	0	0	1	1	0	.000
Apr 15	FIU	*p	0	0	0	0	0	0	0	0	0	0	0	0	0	0	0	0	1	0	.000
Totals		2gs	0	0	0	0	0	0	0	0	0	0	0	0	0	0	0	1	2	0	.000

On base pct. .000 • Slugging pct. .000

#22 MCCOWN, Brianna - 6 appearances (All games)

Date	Opponent	GS	IP	H	R	ER	BB	SO	2B	3B	HR	WP	BK	HBP	IBB	Score	W-L	Sv	ERA	NP
Mar 11	NORFOLK STATE		1.0	0	0	0	0	1	0	0	0	0	0	0	0	7-6	1-0	0	0.00	10
3/16/2022	at Ohio		0.1	0	2	0	2	0	0	0	0	0	0	0	0	7-8	1-1	0	0.00	13
Mar 19	at UAB	*	3.0	6	4	4	0	2	1	0	0	0	0	1	0	2-5	1-2	0	6.46	47
Apr 02	CHARLOTTE		1.2	2	1	1	2	1	0	0	0	0	0	0	0	11-10	1-2	0	5.83	37
Apr 12	at Northern Ky.-2		3.2	4	1	0	0	5	0	0	0	1	0	0	0	4-5	1-3	0	3.62	76
Apr 15	FIU	*	5.0	3	1	1	2	4	0	0	1	0	0	1	0	3-2	2-3	0	2.86	100
Totals		2	14.2	15	9	6	6	13	1	0	1	1	0	2	0	34-36	2-3	0	2.86	-

Brianna McCown Career Stats																							
Year	era	w-l	app	gs	cq	sho	sv	ip	h	r	er	bb	so	2b	3b	hr	bf	bavg	wp	hbp	bk	sfa	sha
2021	4.27	4-1	13	3	1	0/0	0	37.2	44	29	23	17	31	7	3	6	179	.286	4	5	0	0	3
2022	2.86	2-3	6	2	0	0/0	0	14.2	15	9	6	6	13	1	0	1	68	.263	1	2	0	1	2
TOTAL	3.88	6-4	19	5	1	0/0	0	52.1	59	38	29	23	44	8	3	7	247	.280	5	7	0	1	5



23 - Senior - Mya Stevenson - OF

Mesquite, Texas

Career Highs

At-Bats: 5 (3x) last vs. Charlotte 4/2/22
 Runs: 3 (2x) last at Chattanooga 3/21/21
 Hits: 4 at Charlotte 3/16/19
 RBI: 7 (2x) last vs. Rutgers 3/8/20
 Doubles: 2 (5x) last vs. Fordham 2/20/22
 Triples: 1 (3x) last vs. Rhode Island 2/23/20
 HRs: 2 (6x) last at FAU 4/8/22
 Walks: 3 (3x) last vs. Saint Francis 2/7/20
 SB: 1 (14x) last vs. MTSU 3/25/22
 HBP: 1 (14x) last vs. FIU 4/16/22
 Putouts: 4 vs. South Carolina 2/18/22
 Assists: 1 (7x) last vs. Charlotte 4/2/22

Season Highs

At-Bats: 5 (2x) last vs. Charlotte 4/2
 Runs: 2 (7x) last vs. Morehead State 4/20
 Hits: 3 (2x) last vs. Charlotte 4/2
 RBI: 5 at UAB 3/20
 Doubles: 2 (2x) last vs. Fordham 2/20
 Triples:
 HRs: 2 (2x) last at FAU 4/8
 Walks: 2 vs. Howard 2/26
 SB: 1 (6x) last vs. MTSU 3/25
 HBP: 1 (4x) last vs. FIU 4/16
 Putouts: 4 vs. South Carolina 2/18
 Assists: 1 (2x) last vs. Charlotte 4/2

Career/Season

2+ Hit Games: 47/14
 2+ HR Games: 6/2
 2+ Runs Games: 31/7
 2+ RBI Games: 42/14
 2+ BB Games: 10/1
 1,000 Avg. Games (at least 2-2): 9/3
 Hitting Streaks 5+ Games: 6/1
 Hitting Streaks 10+ Games: 1/
 Career Long Hitting Streak: 10 ('19&'21)
 Season/Current Hit Streak: 7/4
 Career Long OB Streak: 22 ('19 & '20)
 Season/Current OB Streak: 19/7

#23 STEVENSON, Mya - 40 games (All games)

Date	Opponent	Pos	AB	R	H	RBI	2B	3B	HR	BB	SB	CS	HBP	SAC	SF	GDP	K	PO	A	E	Avg
Feb 11	vs Saint Joseph's	*of	3	1	1	1	0	0	1	0	0	0	0	0	0	0	0	0	0	0	.333
Feb 11	vs Villanova	*of	2	0	0	0	0	0	0	0	0	0	0	0	0	0	0	2	0	0	.200
Feb 12	vs Villanova	*of	2	2	1	3	0	0	1	0	0	0	0	0	0	0	0	0	0	0	.286
Feb 12	vs Saint Joseph's	*of	3	1	2	1	2	0	0	0	0	0	0	0	0	0	0	1	0	0	.400
Feb 18	vs South Carolina	*of	4	0	0	0	0	0	0	0	0	0	0	0	0	0	0	4	0	0	.286
Feb 18	at Coastal Carolina	*of	3	0	0	0	0	0	0	0	0	0	0	0	0	0	1	0	0	0	.235
2/19/22	vs South Carolina	*of	2	0	1	0	0	0	0	1	0	0	0	0	0	0	0	0	0	0	.263
Feb 19	at Coastal Carolina	*of	3	1	1	1	0	0	1	1	0	0	0	0	0	0	2	0	0	0	.273
Feb 20	vs Fordham	*of	2	1	2	1	2	0	0	1	0	0	0	0	0	0	0	0	0	0	.333
Feb 25	vs Kent State	*of	4	0	0	0	0	0	0	0	0	0	0	0	0	0	3	0	0	0	.286
Feb 25	vs Howard	*of	2	1	2	2	1	0	0	1	0	0	0	0	0	0	0	0	0	0	.333
Feb 26	vs Howard	*of	3	1	0	0	0	0	0	2	1	0	0	0	0	0	1	0	0	0	.303
Feb 26	at Campbell	*of	2	0	0	0	0	0	0	0	0	0	0	0	0	0	1	0	0	0	.286
Mar 03	PURDUE FORT WAYN	*of	3	0	1	0	0	0	0	0	0	0	0	0	0	0	0	0	0	0	.289
Mar 04	PURDUE FORT WAYN	*of	3	1	2	0	1	0	0	0	0	0	0	0	0	0	0	0	0	0	.317
Mar 04	MD EASTERN SHORE	*of	3	2	2	0	1	0	0	0	0	0	0	0	0	0	1	0	0	0	.341
Mar 05	WINTHROP	*of	2	1	0	1	0	0	0	0	1	0	0	0	1	0	1	0	0	0	.326
Mar 05	MD EASTERN SHORE	*of	2	2	2	4	1	0	1	1	0	0	0	0	1	0	0	0	0	0	.354
Mar 11	FAIRFIELD	*of	3	1	2	2	0	0	1	0	0	0	0	0	0	0	0	1	0	0	.373
Mar 11	NORFOLK STATE	*of	3	0	0	0	0	0	0	1	1	0	0	0	0	0	0	0	0	0	.352
Mar 13	FAIRFIELD	*of	4	1	3	2	1	0	0	0	1	0	0	0	0	0	0	0	0	0	.379
3/16/2022	at Ohio	*	5	1	2	2	0	0	1	0	0	0	0	0	0	0	1	1	0	0	.381
Mar 19	at UAB	*of	3	0	1	0	0	0	0	0	1	0	0	0	0	0	2	1	1	0	.379
Mar 19	at UAB	*of	2	1	1	1	0	0	1	1	0	0	0	0	0	0	0	2	0	0	.382
Mar 20	at UAB	*of	4	2	2	5	0	0	2	0	0	0	0	0	0	0	0	2	0	0	.389
Mar 25	MIDDLE TENNESSEE	*of	2	1	1	2	0	0	1	0	1	0	1	0	0	0	1	1	0	0	.392
Mar 26	MIDDLE TENNESSEE	*of	3	1	1	3	0	0	1	1	0	0	0	0	0	0	1	1	0	0	.390
Mar 27	MIDDLE TENNESSEE	*of	3	1	0	0	0	0	0	0	0	0	1	0	0	0	0	0	0	0	.375
Apr 01	CHARLOTTE	*of	3	1	1	0	1	0	0	1	0	0	0	0	0	0	2	1	0	0	.373
Apr 02	CHARLOTTE	*of	5	2	3	2	0	0	1	0	0	0	0	0	0	0	0	2	1	0	.386
Apr 03	CHARLOTTE	*of	2	0	0	0	0	0	0	1	0	0	0	0	0	0	1	0	0	0	.378
Apr 08	at Florida Atlantic	*of	4	2	2	4	0	0	2	0	0	0	0	0	0	0	0	0	0	0	.383
Apr 09	at Florida Atlantic	*of	3	0	0	0	0	0	0	0	0	0	0	0	0	0	0	2	0	0	.371
Apr 10	at Florida Atlantic	*of	4	0	0	0	0	0	0	0	0	0	0	0	0	0	3	0	0	0	.356
Apr 12	at Northern Ky.-1	*of	4	0	1	0	1	0	0	0	0	0	0	0	0	0	1	1	0	1	.352
Apr 12	at Northern Ky.-2	*of	2	0	0	0	0	0	0	1	0	0	0	0	0	0	0	1	0	0	.346
Apr 14	FIU	*of	4	0	2	2	0	0	0	0	0	1	0	0	0	0	0	0	0	0	.351
Apr 15	FIU	*of	3	0	1	0	0	0	0	0	1	1	1	0	0	0	0	0	0	0	.351
Apr 16	FIU	*of	2	1	1	2	0	0	0	0	0	0	1	0	0	0	0	0	0	0	.353
Apr 20	MOREHEAD STATE	*of	3	2	2	3	0	0	1	0	0	0	0	0	0	0	0	0	0	0	.361
Totals		40gs	119	31	43	44	11	0	15	13	7	2	4	0	2	0	22	23	2	1	.361

On base pct. .435 • Slugging pct. .832

Mya Stevenson Career Stats

Year	avg	gp-gs	ab	r	h	2b	3b	hr	rbi	tb	slg%	bb	hbp	so	gdp	ob%	sf	sh	sb-att	po	a	e	fld%
2019	.329	61-59	170	42	56	10	2	20	58	130	.765	22	3	45	0	.411	2	0	4-5	18	2	3	.870
2020	.385	25-25	78	23	30	3	1	12	36	71	.910	13	3	11	1	.489	0	0	1-3	10	2	1	.923
2021	.293	33-32	99	27	29	8	0	8	20	61	.616	13	4	18	0	.397	0	0	3-3	25	1	1	.963
2022	.361	40-40	119	31	43	11	0	15	44	99	.832	13	4	22	0	.435	2	0	7-9	23	2	1	.962
TOTAL	.339	159-156	466	123	158	32	3	55	158	361	.775	61	14	96	1	.428	4	0	15-20	76	7	6	.933



28 - Soph. - Kay Kay Kenney - OF			Highland Village, Texas
Career Highs	Season Highs	Career/Season	
At-Bats: 4 (2x) last at UAB 3/20/22	At-Bats: 4 (2x) last at UAB 3/20/22	2+ Hit Games: 1/1	
Runs: 2 vs. Bellarmine 3/28/21	Runs: 1 (8x) last vs. FIU 4/16	2+ Runs Games: 1/	
Hits: 2 vs. South Carolina 2/19/22	Hits: 2 vs. South Carolina 2/19	2+ RBI Games: 3/2	
RBI: 3 (2x) last vs. UMES 3/5/22	RBI: 3 (2x) last vs. UMES 3/5	2+ BB Games: 3/	
Doubles: 1 (2x) last at UAB 3/19/22	Doubles: 1 at Coastal Carolina 2/19	1,000 Avg. Games (at least 2-2): 1/1	
Triples: 1 vs. UMES 3/5/22	Triples: 1 vs. UMES 3/5	Hitting Streaks 5+ Games:	
HRs: 1 (2x) last vs. South Carolina 2/19/22	HRs: 1 vs. South Carolina 2/19	Hitting Streaks 10+ Games:	
Walks: 2 (3x) last at Charlotte 5/8/21	Walks: 1 (2x) last vs. Purdue Fort Wayne 3/4	Career Long Hitting Streak:	
SB: 1 (2x) last vs. Saint Joseph's 2/11/22	SB: 1 vs. Saint Joseph's 2/11	Season/Current Hit Streak: 2/0	
Putouts: 1 (12x) last at UAB 3/19/22	Putouts: 1 (9x) last at UAB 3/19	Career Long OB Streak: 5 ('22)	
Assists:	Assists:	Season/Current OB Streak: 5/1	

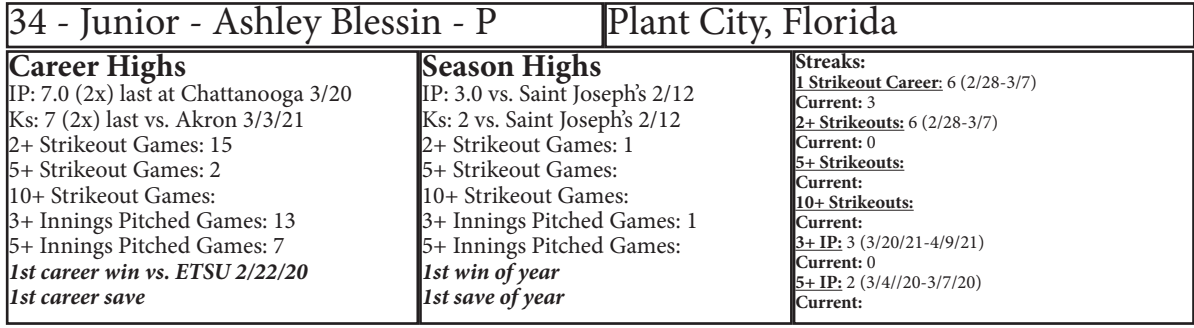
#28 KENNEY, Kay Kay - 29 games (All games)

Date	Opponent	Pos	AB	R	H	RBI	2B	3B	HR	BB	SB	CS	HBP	SAC	SF	GDP	K	PO	A	E	Avg
Feb 11	vs Saint Joseph's	*of	2	1	1	0	0	0	0	0	1	0	0	0	0	0	1	0	0	0	.500
Feb 11	vs Villanova	*of	1	0	0	0	0	0	0	0	0	0	0	0	0	0	1	0	0	0	.333
Feb 12	vs Saint Joseph's	ph	1	0	0	0	0	0	0	0	0	0	0	0	0	0	1	0	0	0	.250
Feb 18	vs South Carolina	pr	0	0	0	0	0	0	0	0	0	0	0	0	0	0	0	0	0	0	.250
2/19/22	vs South Carolina	of	2	1	2	3	0	0	1	0	0	0	1	0	0	0	0	1	0	0	.500
Feb 19	at Coastal Carolina	*of	4	1	1	1	1	0	0	0	0	0	0	0	0	1	1	1	0	0	.400
Feb 20	vs Fordham	*of	2	1	0	0	0	0	0	1	0	0	0	0	0	0	0	0	0	0	.333
Feb 25	vs Kent State	*of	2	0	0	0	0	0	0	0	0	0	1	0	0	0	1	1	0	0	.286
Feb 26	vs Howard	*of	2	0	0	0	0	0	0	0	0	0	0	0	0	0	1	1	0	0	.250
Feb 26	at Campbell	of/of	2	0	1	0	0	0	0	0	0	0	0	0	0	0	0	1	0	0	.278
Mar 03	PURDUE FORT WAYN	of	0	0	0	0	0	0	0	0	0	0	0	0	0	0	0	0	0	0	.278
Mar 04	PURDUE FORT WAYN	of	0	0	0	0	0	0	0	1	0	0	0	0	0	0	0	0	0	0	.278
Mar 05	MD EASTERN SHORE	ph/of	2	1	1	3	0	1	0	0	0	0	0	0	0	0	1	0	0	0	.300
Mar 11	NORFOLK STATE	of	1	0	0	0	0	0	0	0	0	0	0	0	0	0	0	0	0	0	.286
Mar 13	FAIRFIELD	ph/of	2	0	0	0	0	0	0	0	0	0	0	0	0	0	0	1	0	0	.261
3/16/2022	at Ohio		3	1	1	0	0	0	0	0	0	0	0	0	0	0	0	1	0	0	.269
Mar 19	at UAB	*of	3	0	1	0	1	0	0	0	0	0	0	0	0	0	0	1	0	1	.276
Mar 19	at UAB	*of	2	0	0	0	0	0	0	0	0	0	1	0	0	0	0	1	0	0	.258
Mar 20	at UAB	*of	4	0	1	0	0	0	0	0	0	0	0	0	0	0	2	0	0	0	.257
Apr 02	CHARLOTTE	dh/of	1	0	1	1	0	0	0	0	0	0	0	0	0	0	0	0	0	0	.278
Apr 08	at Florida Atlantic	ph	1	0	0	0	0	0	0	0	0	0	0	0	0	0	0	0	0	0	.270
Apr 09	at Florida Atlantic	pr	0	0	0	0	0	0	0	0	0	0	0	0	0	0	0	0	0	0	.270
Apr 10	at Florida Atlantic	pr	0	0	0	0	0	0	0	0	0	0	0	0	0	0	0	0	0	0	.270
Apr 12	at Northern Ky.-1	pr	0	0	0	0	0	0	0	0	0	0	0	0	0	0	0	0	0	0	.270
Apr 12	at Northern Ky.-2	ph/of	2	0	0	0	0	0	0	0	0	0	0	0	0	0	1	0	0	0	.256
Apr 14	FIU	pr	0	1	0	0	0	0	0	0	0	0	0	0	0	0	0	0	0	0	.256
Apr 15	FIU	ph	1	0	0	0	0	0	0	0	0	0	0	0	0	0	0	0	0	0	.250
Apr 16	FIU	pr	0	1	0	0	0	0	0	0	0	0	0	0	0	0	0	0	0	0	.250
Apr 20	MOREHEAD STATE	ph	1	0	0	0	0	0	0	0	0	0	0	0	0	0	0	0	0	0	.244
Totals		9gs	41	8	10	8	2	1	1	2	1	0	3	0	0	1	10	9	0	1	.244

On base pct. .326 • Slugging pct. .415

Kay Kay Kenney Career Stats

Year	avg	gp-gs	ab	r	h	2b	3b	hr	rbi	tb	slg%	bb	hbp	so	gdp	ob%	sf	sh	sb-att	po	a	e	fld%
2021	.200	20-5	15	6	3	0	0	1	4	6	.400	6	0	6	1	.409	1	0	1-2	3	0	0	1.000
2022	.244	29-9	41	8	10	2	1	1	8	17	.415	2	3	10	1	.326	0	0	1-1	9	0	1	.900
TOTAL	.232	49-14	56	14	13	2	1	2	12	23	.411	8	3	16	2	.353	1	0	2-3	12	0	1	.923

[illegible]

Date	Opponent	GS	IP	H	R	ER	BB	SO	2B	3B	HR	WP	BK	HBP	IBB	Score	W-L	Sv	ERA	NP
Feb 11	vs Villanova		2.0	2	2	2	1	0	0	0	0	0	0	0	3	0	1-9	0	7.00	19
Feb 12	vs Saint Joseph's		3.0	2	1	1	2	2	0	0	0	0	0	0	0	0	6-4	0	4.20	46
Feb 18	vs South Carolina	*	1.1	5	4	4	0	1	1	0	1	0	0	1	0	5-7	0-0	0	7.74	40
Apr 02	CHARLOTTE		1.1	3	5	4	1	1	0	0	0	0	0	0	0	11-10	0-0	0	10.04	38
Totals		1	7.2	12	12	11	4	4	1	0	1	0	0	4	0	23-30	0-0	0	10.04	-

Ashley Blessin Career Stats																							
Year	era	w-l	app	qs	cq	sho	sv	ip	h	r	er	bb	so	2b	3b	hr	bf	bavg	wp	hbp	bk	sfa	sha
2020	3.45	7-0	16	10	3	2/0	0	46.2	46	29	23	21	34	6	4	1	211	.251	2	5	0	0	1
2021	4.12	3-3	11	7	2	0/0	0	35.2	47	26	21	11	18	11	1	3	170	.313	0	4	0	1	4
2022	10.04	0-0	4	1	0	0/0	0	7.2	12	12	11	4	4	1	0	1	43	.353	0	4	0	0	1
TOTAL	4.28	10-3	31	18	5	2/0	0	90.0	105	67	55	36	56	18	5	5	424	.286	2	13	0	1	6



43 - 5th Yr. - Aly Harrell - INF

Gahanna, Ohio

Career Highs

At-Bats: 5 (2x) last vs. LA Tech 5/12/21
Runs: 3 (2x) last at Charlotte 5/7/21
Hits: 4 (2x) last vs. Florida Atlantic 4/17/21
RBI: 4 (6x) last vs. Florida Atlantic 4/17/21
Doubles: 2 (3x) last vs. Florida Atlantic 4/17/21
Triples:
HRs: 2 vs. Presbyterian 2/16/19
Walks: 4 vs. WKU 4/7/19
SB: 1 (3x) last vs. Winthrop 3/5/22
HBP: 3 at No. 20 JMU 3/27/19
Putouts: 14 at UTSA 4/7/18
Assists: 2 (4x) last at FAU 4/9/22

Season Highs

At-Bats: 4 (8x) last at NKU 4/12
Runs: 2 (9x) last vs. Charlotte 4/1
Hits: 3 (3x) last at UAB 3/20
RBI: 3 (3x) last vs. Fairfield 3/11
Doubles: 1 (10x) last vs. Charlotte 4/1
Triples:
HRs: 1 (7x) last at NKU 4/12
Walks: 3 (5x) last vs. Charlotte 4/2
SB: 1 vs. Winthrop 3/5
HBP: 2 (4x) last vs. FIU 4/15
Putouts: 11 vs. Charlotte 4/3
Assists: 2 at FAU 4/9

Career/Season

2+ Hit Games: 56/15
2+ HR Games: 1/ | Grand Slams: 2/
2+ Runs Games: 26/9
2+ RBI Games: 41/7
2+ BB Games: 45/10 | 2+ HBP Games: 11/4
1,000 Avg. Games (at least 2-2): 11/3
Hitting Streaks 5+ Games: 8/3
Hitting Streaks 10+ Games: 1/1
Career Long Hitting Streak: 10 (*22)
Season/Current Hit Streak: 10/0
Career Long OB Streak: 24 (*19)
Season/Current OB Streak: 16/7

#43 HARRELL, Aly - 40 games (All games)

Date	Opponent	Pos	AB	R	H	RBI	2B	3B	HR	BB	SB	CS	HBP	SAC	SF	GDP	K	PO	A	E	Avg
Feb 11	vs Saint Joseph's	*1b	3	1	1	1	0	0	1	0	0	0	0	0	0	0	0	6	0	0	.333
Feb 11	vs Villanova	*1b	2	0	0	0	0	0	0	0	0	0	0	0	0	0	1	5	0	0	.200
Feb 12	vs Villanova	*1b	2	1	2	1	1	0	0	0	0	0	0	1	0	0	0	2	0	0	.429
Feb 12	vs Saint Joseph's	*1b	4	0	1	1	0	0	0	0	0	0	0	0	0	0	0	10	0	0	.364
Feb 18	vs South Carolina	*1b	2	0	1	0	0	0	0	2	0	0	0	0	0	0	0	5	0	0	.385
Feb 18	at Coastal Carolina	*1b	3	2	2	1	0	0	1	1	0	0	0	0	0	0	0	9	0	0	.438
2/19/22	vs South Carolina	*1b	4	1	2	0	0	0	0	0	0	0	0	0	0	0	0	10	0	0	.450
Feb 19	at Coastal Carolina	*1b	3	0	1	1	0	0	0	0	0	0	1	0	0	0	0	9	0	0	.435
Feb 20	vs Fordham	*1b	2	0	1	0	1	0	0	1	0	0	1	0	0	0	0	2	0	0	.440
Feb 25	vs Kent State	*1b	1	0	0	0	0	0	0	3	0	0	0	0	0	0	0	5	0	0	.423
Feb 25	vs Howard	*1b	4	1	1	0	0	0	0	0	0	0	0	0	0	0	1	5	0	0	.400
Feb 26	vs Howard	*1b	1	2	0	0	0	0	0	3	0	0	1	0	0	0	0	10	0	0	.387
Feb 26	at Campbell	*1b	3	1	2	2	0	0	0	1	0	0	0	0	0	0	0	8	0	0	.412
Mar 03	PURDUE FORT WAYN	*1b	3	2	2	0	1	0	0	0	0	0	0	0	0	0	0	3	0	0	.432
Mar 04	PURDUE FORT WAYN	*1b	3	0	2	3	0	0	0	1	0	0	0	0	0	0	0	5	0	0	.450
Mar 04	MD EASTERN SHORE	*1b	3	0	0	0	0	0	0	0	0	0	0	0	0	0	0	8	0	0	.419
Mar 05	WINTHROP	*1b	2	2	1	0	0	0	0	2	1	0	0	0	0	0	0	9	0	0	.422
Mar 05	MD EASTERN SHORE	*1b	3	2	3	3	1	0	0	0	0	0	1	0	0	0	0	3	0	0	.458
Mar 11	FAIRFIELD	*1b	4	1	2	3	1	0	1	0	0	0	0	0	0	0	0	7	0	0	.462
Mar 11	NORFOLK STATE	*1b	4	2	3	1	1	0	0	0	0	0	0	0	0	0	0	8	0	0	.482
Mar 13	FAIRFIELD	*1b	3	1	1	0	0	0	0	1	0	0	0	0	0	0	0	3	0	0	.475
3/16/2022	at Ohio	*	3	0	2	2	0	0	0	0	0	0	2	0	0	0	0	5	0	0	.484
Mar 19	at UAB	*1b	3	0	1	0	0	0	0	0	0	0	0	0	0	0	0	8	0	0	.477
Mar 19	at UAB	*1b	3	0	3	0	1	0	0	1	0	0	0	0	0	0	0	5	0	0	.500
Mar 20	at UAB	*1b	4	1	2	1	1	0	0	0	0	0	0	0	0	0	0	8	0	0	.500
Mar 25	MIDDLE TENNESSEE	*1b	3	2	2	1	0	0	1	0	0	0	0	0	0	0	1	9	0	0	.507
Mar 26	MIDDLE TENNESSEE	*1b	1	2	0	0	0	0	0	3	0	0	0	0	0	0	0	6	0	0	.500
Mar 27	MIDDLE TENNESSEE	*1b	1	1	1	2	1	0	0	3	0	0	0	0	0	0	0	8	0	0	.506
Apr 01	CHARLOTTE	*1b	3	2	2	0	1	0	0	0	0	0	1	0	0	0	0	4	0	0	.512
Apr 02	CHARLOTTE	*1b	3	1	1	2	0	0	1	3	0	0	0	0	0	0	1	7	0	0	.506
Apr 03	CHARLOTTE	*1b	2	0	1	0	0	0	0	0	0	0	2	0	0	0	1	11	0	0	.506
Apr 08	at Florida Atlantic	*1b	4	1	1	0	0	0	0	0	0	0	0	0	0	0	1	4	0	0	.494
Apr 09	at Florida Atlantic	*1b	3	0	0	0	0	0	0	0	0	0	0	0	0	0	1	2	2	0	.478
Apr 10	at Florida Atlantic	*1b	2	1	1	1	0	0	1	0	0	0	2	0	0	0	0	7	0	0	.479
Apr 12	at Northern Ky.-1	*1b	1	0	0	0	0	0	0	2	0	0	1	0	0	0	0	7	1	0	.474
Apr 12	at Northern Ky.-2	*1b	4	1	2	1	0	0	1	0	0	0	0	0	0	0	0	3	0	1	.475
Apr 14	FIU	*1b	2	1	1	0	1	0	0	2	0	0	0	0	0	0	0	10	0	0	.475
Apr 15	FIU	*1b	2	0	0	0	0	0	0	0	0	0	2	0	0	0	1	8	1	0	.466
Apr 16	FIU	*1b	2	0	0	0	0	0	0	2	0	0	0	0	0	0	1	10	0	0	.457
Apr 20	MOREHEAD STATE	*1b	2	0	0	1	0	0	0	2	0	0	0	0	0	0	0	5	0	1	.449
Totals		40gs	107	32	48	28	11	0	7	33	1	0	15	0	0	0	9	259	4	2	.449

On base pct. .619 • Slugging pct. .748

Aly Harrell Career Stats

Year	avg	gp-gs	ab	r	h	2b	3b	hr	rbi	tb	slg%	bb	hbp	so	gdp	ob%	sf	sh	sb-att	po	a	e	fld%
2018	.350	48-43	120	18	42	10	0	11	41	85	.708	23	7	9	2	.480	0	2	1-1	136	6	2	.986
2019	.338	64-64	145	35	49	10	0	14	40	101	.697	68	17	13	2	.578	2	0	0-1	459	11	7	.985
2020	.441	25-25	68	22	30	8	0	5	23	53	.779	23	6	3	0	.602	1	0	0-0	142	8	2	.987
2021	.415	30-30	94	25	39	8	0	10	29	77	.819	17	5	3	1	.526	0	0	1-1	186	11	3	.985
2022	.449	40-40	107	32	48	11	0	7	28	80	.748	33	15	9	0	.619	0	0	1-1	259	4	2	.992
TOTAL	.390	207-202	534	132	208	47	0	47	161	396	.742	164	50	37	5	.562	3	2	3-4	1182	40	16	.987



44 - 5th Yr. - Katie Adams - C

Hurricane, West Virginia

Career Highs

At-Bats: 5 (3x) last vs. Charlotte 4/2/22
Runs: 3 vs. Howard 2/25/22
Hits: 3 (3x) last vs. Akron 3/3/21
RBI: 5 vs. Howard 2/29/20
Doubles: 2 (4x) last vs. MTSU 3/27/22
Triples:
HRs: 1 (13x) last vs. FIU 4/14/22
Walks: 3 at Chattanooga 3/20/21
SB: 1 (3x) last vs. Akron 3/3/21
Putouts: 15 at FAU 4/8/22
Assists: 4 at Campbell 2/26/22

Season Highs

At-Bats: 5 vs. Charlotte 4/2
Runs: 3 vs. Howard 2/25
Hits: 2 (6x) last at NKU 4/12
RBI: 4 vs. Fordham 2/20
Doubles: 2 vs. MTSU 3/27
Triples:
HRs: 1 (6x) last vs. FIU 4/14
Walks: 2 (2x) last at Ohio 3/16
SB:
Putouts: 15 at FAU 4/8
Assists: 4 at Campbell 2/26

Career/Season

2+ Hit Games: 26/6
2+ HR Games:
2+ Runs Games: 5/2
2+ RBI Games: 23/9
2+ BB Games: 6/2
1,000 Avg. Games (at least 2-2): 5/
Hitting Streaks 5+ Games: 3/1
Hitting Streaks 10+ Games: 1
Career Long Hitting Streak: 10 (*20)
Season/Current Hit Streak: 7/0
Career Long OB Streak: 15 (*20)
Season/Current OB Streak: 8/8

#44 ADAMS, Katie - 36 games (All games)

Date	Opponent	Pos	AB	R	H	RBI	2B	3B	HR	BB	SB	CS	HBP	SAC	SF	GDP	K	PO	A	E	Avg
Feb 11	vs Saint Joseph's	*c	3	1	2	1	1	0	1	0	0	0	0	0	0	0	1	12	2	0	.667
Feb 11	vs Villanova	*c/dh	2	0	0	0	0	0	0	0	0	0	0	0	0	0	1	3	1	0	.400
Feb 12	vs Villanova	*c	2	1	1	0	0	0	0	0	0	0	0	0	0	0	0	11	0	0	.429
Feb 12	vs Saint Joseph's	*c	2	1	1	1	1	0	0	1	0	0	0	0	0	0	0	3	0	0	.444
Feb 18	vs South Carolina	*c/dh	4	0	0	0	0	0	0	0	0	0	0	0	0	0	1	1	0	0	.308
Feb 18	at Coastal Carolina	*c	3	0	0	0	0	0	0	0	0	0	0	0	0	0	1	6	1	1	.250
2/19/22	vs South Carolina	*dh/c	3	0	0	0	0	0	0	0	0	0	0	0	0	0	0	5	1	0	.211
Feb 19	at Coastal Carolina	*c	2	1	0	0	0	0	0	0	0	0	1	0	0	0	1	6	0	0	.190
Feb 20	vs Fordham	*c	2	1	1	4	0	0	1	1	0	0	0	0	0	0	0	8	1	0	.217
Feb 25	vs Kent State	*c	2	0	0	0	0	0	0	1	0	0	0	0	0	0	0	12	0	0	.200
Feb 25	vs Howard	*c	3	3	2	1	1	0	0	1	0	0	0	0	0	0	0	3	0	0	.250
Feb 26	vs Howard	*c	2	1	0	1	0	0	0	2	0	0	1	0	0	0	0	6	0	0	.233
Feb 26	at Campbell	*c	4	0	1	2	1	0	0	0	0	0	0	0	0	0	1	9	4	0	.235
Mar 03	PURDUE FORT WAYN	*c	2	1	1	2	0	0	1	0	0	0	0	0	0	0	0	6	0	0	.250
Mar 04	PURDUE FORT WAYN	*c	2	0	0	0	0	0	0	1	0	0	0	0	0	0	0	7	1	0	.237
Mar 05	WINTHROP	*c	3	0	0	0	0	0	0	0	0	0	0	0	0	0	0	10	1	0	.220
Mar 11	FAIRFIELD	*c	3	0	0	0	0	0	0	0	0	0	0	0	0	0	0	6	0	0	.205
3/16/2022	at Ohio	*	1	2	1	1	0	0	0	2	0	0	1	0	0	0	0	8	0	0	.222
Mar 19	at UAB	*c	2	0	1	0	0	0	0	1	0	0	0	0	0	0	1	7	0	0	.234
Mar 19	at UAB	*c	2	0	0	0	0	0	0	1	0	0	0	0	0	0	1	2	1	0	.224
Mar 20	at UAB	*c	4	0	0	0	0	0	0	0	0	0	0	0	0	0	1	3	0	0	.208
Mar 25	MIDDLE TENNESSEE	*c	3	0	0	0	0	0	0	0	0	0	0	0	0	0	0	8	1	0	.196
Mar 26	MIDDLE TENNESSEE	*c	3	1	2	2	0	0	1	0	0	0	0	0	0	0	0	4	0	0	.220
Mar 27	MIDDLE TENNESSEE	*c	3	1	2	0	2	0	0	0	0	0	0	0	0	0	0	9	1	0	.242
Apr 01	CHARLOTTE	*c	3	1	0	0	0	0	0	1	0	0	0	0	0	1	0	8	1	0	.231
Apr 02	CHARLOTTE	*c	5	1	2	2	0	0	0	0	0	0	0	0	0	0	0	7	2	0	.243
Apr 03	CHARLOTTE	*c	3	1	1	2	0	0	1	0	0	0	0	0	0	0	1	5	0	0	.247
Apr 08	at Florida Atlantic	*c	3	0	0	0	0	0	0	0	0	0	0	0	0	0	0	15	0	0	.237
Apr 09	at Florida Atlantic	*c	2	0	1	0	1	0	0	1	0	0	0	0	0	0	0	7	1	0	.244
Apr 10	at Florida Atlantic	*c	4	0	1	0	0	0	0	0	0	0	0	0	0	0	1	10	1	0	.244
Apr 12	at Northern Ky.-1	*c	3	1	1	0	1	0	0	0	0	0	0	0	0	0	1	5	0	0	.247
Apr 12	at Northern Ky.-2	*c	3	0	2	2	1	0	0	0	0	0	0	0	0	0	0	6	0	0	.261
Apr 14	FIU	*c	3	1	1	2	0	0	1	0	0	0	0	0	0	0	0	7	2	0	.264
Apr 15	FIU	*c	4	0	1	0	0	0	0	0	0	0	0	0	0	0	1	6	1	0	.263
Apr 16	FIU	*c	3	1	1	2	1	0	0	0	0	0	0	0	0	0	0	3	1	0	.265
Apr 20	MOREHEAD STATE	*c	2	1	0	0	0	0	0	0	0	0	1	0	0	0	0	4	1	0	.260
Totals		36gs	100	21	26	25	10	0	6	13	0	0	4	0	0	1	13	238	25	1	.260

On base pct. .368 • Slugging pct. .540

Katie Adams Career Stats

Year	avg	gp-gs	ab	r	h	2b	3b	hr	rbi	tb	slg%	bb	hbp	so	gdp	ob%	sf	sh	sb-att	po	a	e	fld%
2018	.214	30-9	42	4	9	2	0	0	3	11	.262	5	0	8	0	.292	1	1	1-1	25	1	0	1.000
2019	.280	44-26	82	6	23	4	0	0	13	27	.329	12	2	8	0	.381	1	0	0-1	20	1	2	.913
2020	.377	21-19	61	8	23	5	0	3	16	37	.607	7	0	9	0	.441	0	0	1-1	69	5	3	.961
2021	.352	31-28	91	12	32	9	0	4	24	53	.582	9	2	4	0	.422	0	0	1-1	80	4	2	.977
2022	.260	36-36	100	21	26	10	0	6	25	54	.540	13	4	13	1	.368	0	0	0-0	238	25	1	.996
TOTAL	.301	162-118	376	51	113	30	0	13	81	182	.484	46	8	42	1	.387	2	1	3-4	432	36	8	.983



48 - Fr. - Bub Feringa - P/UT										Glendale, Ariz.									
Season Highs										Season Highs									
IP: 5.0 vs. Howard 2/26										At-Bats: 4 vs. UMES 3/5									
Ks: 3 at FAU 4/9										Runs: 1 (6x) last vs. UMES 3/5									
2+ Strikeout Games: 3										Hits: 2 vs. Purdue Fort Wayne 3/4									
5+ Strikeout Games:										RBI: 2 (3x) last vs. UMES 3/5									
10+ Strikeout Games:										Doubles: 1 (3x) last vs. Fairfield 3/11									
3+ Innings Pitched Games: 4										Triples:									
5+ Innings Pitched Games: 1										HRs: 1 at Coastal Carolina 2/19									
1st career win vs. Howard 2/26										Walks: 1 at Ohio 3/16									
1st career save										SB:									
										Putouts: 1 (3x) last vs. MTSU 3/25									
										Assists: 3 vs. Howard 2/25									
Streaks: Season/Current										Hitting									
										2+ Hit Games: 1									
										2+ RBI Games: 3									
										Hitting Streak - Season/Current: 6/0									
										Reaching Base Streak: - Season/Current: 7/1									
										Pitching									
										1 Strikeout Career: 3									
										2+ Strikeouts: 0									
										5+ Strikeouts: 0									
										10+ Strikeouts: 0									
										3+ IP: 0									
										5+ IP: 0									

#48 FERINGA, Bub - 19 games (All games)

Date	Opponent	Pos	AB	R	H	RBI	2B	3B	HR	BB	SB	CS	HBP	SAC	SF	GDP	K	PO	A	E	Avg
Feb 19	at Coastal Carolina	ph	1	1	1	2	0	0	1	0	0	0	0	0	0	0	0	0	0	0	1.000
Feb 20	vs Fordham	ph/3b	1	0	1	0	0	0	0	0	0	0	0	0	0	0	0	0	0	0	1.000
Feb 25	vs Kent State	ph	1	0	0	0	0	0	0	0	0	0	0	0	0	0	1	0	0	0	.667
Feb 25	vs Howard	*3b	3	1	0	1	0	0	0	0	0	0	0	0	0	0	0	0	3	0	.333
Feb 26	vs Howard	*p	3	1	1	1	1	0	0	0	0	0	0	0	1	0	1	0	2	0	.333
Mar 03	PURDUE FORT WAYN	3b	1	0	0	0	0	0	0	0	0	0	0	0	0	0	0	0	0	0	.300
Mar 04	PURDUE FORT WAYN	3b	2	1	2	0	0	0	0	0	0	0	0	0	0	0	0	0	0	0	.417
Mar 04	MD EASTERN SHORE	*3b	3	1	1	0	1	0	0	0	0	0	0	0	0	0	0	1	2	0	.400
Mar 05	WINTHROP	*of/dh	3	0	1	2	0	0	0	0	0	0	0	0	0	0	0	0	0	0	.389
Mar 05	MD EASTERN SHORE	*3b	4	1	1	2	0	0	0	0	0	0	0	0	0	0	0	1	0	0	.364
Mar 11	FAIRFIELD	*of	2	0	1	0	1	0	0	0	0	0	0	0	0	0	0	0	0	0	.375
Mar 11	NORFOLK STATE	*of/p	3	0	1	0	0	0	0	0	0	0	0	0	0	0	0	1	0	0	.370
3/16/2022	at Ohio	*	1	0	0	0	0	0	0	1	0	0	0	0	0	0	0	0	0	0	.357
Mar 19	at UAB	p/ph	1	0	0	0	0	0	0	0	0	0	0	0	0	0	0	0	1	0	.345
Mar 20	at UAB	ph	0	0	0	0	0	0	0	0	0	0	0	0	0	0	0	0	0	0	.345
Mar 25	MIDDLE TENNESSEE	*of/dh	3	0	0	0	0	0	0	0	0	0	0	0	0	0	0	1	0	0	.312
Apr 02	CHARLOTTE	p	1	0	1	0	0	0	0	0	0	0	0	0	0	0	0	0	3	0	.333
Apr 09	at Florida Atlantic	*p	0	0	0	0	0	0	0	0	0	0	0	0	0	0	0	0	1	0	.333
Apr 12	at Northern Ky.-2	*p	0	0	0	0	0	0	0	0	0	0	0	0	0	0	0	0	2	0	.333
Totals		10gs	33	6	11	8	3	0	1	1	0	0	0	0	1	0	2	4	14	0	.333

On base pct. .343 • Slugging pct. .515

#48 FERINGA, Bub - 9 appearances (All games)

Date	Opponent	GS	IP	H	R	ER	BB	SO	2B	3B	HR	WP	BK	HBP	IBB	Score	W-L	Sv	ERA	NP
Feb 11	vs Villanova		1.1	4	4	3	2	1	0	0	0	0	0	0	0	1-9	0-0	0	15.75	32
2/19/22	vs South Carolina		0.2	1	0	0	0	1	0	0	0	0	0	0	0	3-7	0-0	0	10.50	16
Feb 26	vs Howard	*	5.0	5	2	1	0	2	0	0	0	0	0	0	0	9-2	1-0	0	4.00	83
Mar 11	NORFOLK STATE		2.2	4	1	0	4	2	0	0	0	1	0	0	0	7-6	1-0	0	2.90	68
3/16/2022	at Ohio		0.1	0	1	0	1	0	0	0	0	0	0	0	0	7-8	1-0	0	2.80	9
Mar 19	at UAB		3.0	5	1	1	1	0	1	0	0	0	0	0	0	2-5	1-0	0	2.69	44
Apr 02	CHARLOTTE		3.1	1	0	0	1	1	0	0	0	0	0	1	0	11-10	1-0	0	2.14	50
Apr 09	at Florida Atlantic		3.2	4	1	0	0	3	0	0	0	0	0	1	0	1-4	1-0	0	1.75	46
Apr 12	at Northern Ky.-2	*	2.0	4	2	1	0	1	2	0	0	0	0	0	0	4-5	1-0	0	1.91	28
Totals		2	22.0	28	12	6	9	11	3	0	0	1	0	2	0	45-56	1-0	0	1.91	-

Bub Feringa Career Stats

Year	avg	qp-gs	ab	r	h	2b	3b	hr	rbi	tb	slg%	bb	hbp	so	gdp	ob%	sf	sh	sb-att	po	a	e	fld%
2022	.333	17-9	33	6	11	3	0	1	8	17	.515	1	0	2	0	.343	1	0	0-0	4	14	0	1.000
TOTAL	.333	17-9	33	6	11	3	0	1	8	17	.515	1	0	2	0	.343	1	0	0-0	4	14	0	1.000
Year	era	w-l	app	gs	cq	sho	sv	ip	h	r	er	bb	so	2b	3b	hr	bf	bavg	wp	hbp	bk	sfa	sha
2022	1.91	1-0	9	2	0	0/0	0	22.0	28	12	6	9	11	3	0	0	103	.311	1	2	0	1	1
TOTAL	1.91	1-0	9	2	0	0/0	0	22.0	28	12	6	9	11	3	0	0	103	.311	1	2	0	1	1



49 - Fr. - Brooklyn Ulrich - IF	Mesa, Ariz.
Season Highs At-Bats: Runs: 1 (2x) last vs. Villanova 2/12 Hits: RBI: Doubles: Triples: Home Runs: Walks: 1 vs. Howard 2/26 SB: 1 vs. Howard 2/26 Putouts: 1 vs. Howard 2/26 Assists:	Career/Season 2+ Hit Games: 2+ Runs Games: 2+ RBI Games: 2+ BB Games: 1,000 Avg. Games (at least 2-2): Hitting Streaks 5+ Games: Hitting Streaks 10+ Games: Career Long Hitting Streak: Season/Current Hit Streak: Career Long OB Streak: Season/Current OB Streak: 1/1

Will miss remainder of season due to a knee injury.

#49 ULRICH, Brooklyn - 7 games (All games)

Date	Opponent	Pos	AB	R	H	RBI	2B	3B	HR	BB	SB	CS	HBP	SAC	SF	GDP	K	PO	A	E	Avg
Feb 11	vs Villanova	pr	0	1	0	0	0	0	0	0	0	0	0	0	0	0	0	0	0	0	.000
Feb 12	vs Villanova	pr	0	1	0	0	0	0	0	0	0	0	0	0	0	0	0	0	0	0	.000
Feb 12	vs Saint Joseph's	pr	0	0	0	0	0	0	0	0	0	0	0	0	0	0	0	0	0	0	.000
Feb 18	at Coastal Carolina	pr	0	0	0	0	0	0	0	0	0	0	0	0	0	0	0	0	0	0	.000
Feb 20	vs Fordham	pr	0	0	0	0	0	0	0	0	0	0	0	0	0	0	0	0	0	0	.000
Feb 25	vs Kent State	pr	0	0	0	0	0	0	0	0	0	0	0	0	0	0	0	0	0	0	.000
Feb 26	vs Howard	2b	0	0	0	0	0	0	0	1	1	0	0	0	0	0	0	1	0	0	.000
Totals		ogs	0	2	0	0	0	0	0	1	1	0	0	0	0	0	0	1	0	0	.000

On base pct. 1.000 • Slugging pct. .000

Brooklyn Ulrich Career Stats																							
Year	avg	gp-gs	ab	r	h	2b	3b	hr	rbi	tb	slg%	bb	hbp	so	gdp	ob%	sf	sh	sb-att	po	a	e	fld%
2022	.000	7-0	0	2	0	0	0	0	0	0	.000	1	0	0	0	1.000	0	0	1-1	1	0	0	1.000
TOTAL	.000	7-0	0	2	0	0	0	0	0	0	.000	1	0	0	0	1.000	0	0	1-1	1	0	0	1.000



77 - 5th Yr. - Madison Whitaker - INF			New Palestine, Indiana
Career Highs **at Wright State		Season Highs	Career/Season
At-Bats: 5 (4x) last at MTSU 4/9/21		At-Bats: 4 (4x) last at FAU 4/10	2+ Hit Games: 29/6
Runs: 3 (2x) last vs. Bellarmine 3/28/21		Runs: 1 (8x) last vs. Morehead State 4/20	2+ Runs Games: 6/
Hits: 3 (3x) last at Chattanooga 3/20/21		Hits: 2 (6x) last vs. Morehead State 4/20	2+ RBI Games: 15/2
RBI: 4 (2x) last vs. S. Carolina St. 3/2/19**		RBI: 2 (2x) last vs. Charlotte 4/1	2+ BB Games: 4
Doubles: 2 vs. Dayton 4/9/19**		Doubles: 1 (7x) last vs. Morehead State 4/20	1,000 Avg. Games (at least 2-2): 4/2
Triples: 1 (2x) last vs. Dayton 3/20/19**		Triples:	Hitting Streaks 5+ Games: 3/1
HRs: 1 (10x) last vs. Saint Joseph's 2/11/22		Home Runs: 1 vs. Saint Joseph's 2/11	Hitting Streaks 10+ Games:
Walks: 2 (4x) last at Youngstown St. 4/16/19**		Walks: 1 (8x) last vs. Morehead State 4/20	Career Long Hitting Streak: 6 ('19)
SB: 1 (3x) last vs. UL-Monroe 2/10/19**		SB:	Season/Current Hit Streak: 5/2
Putouts: 6 at MTSU 4/9/21		Putouts: 4 (2x) vs. Morehead State 4/20	Career Long OB Streak: 17 ('22)
Assists: 8 at MTSU 4/9/21		Assists: 5 vs. Norfolk State 3/11	Season/Current OB Streak: 17/17

#77 WHITAKER, Madison - 26 games (All games)

Date	Opponent	Pos	AB	R	H	RBI	2B	3B	HR	BB	SB	CS	HBP	SAC	SF	GDP	K	PO	A	E	Avg
Feb 11	vs Saint Joseph's	*ss	2	1	1	2	0	0	1	0	0	0	0	0	0	0	0	0	0	0	.500
Feb 11	vs Villanova	*ss	2	0	1	0	0	0	0	0	0	0	0	0	0	0	1	1	1	1	.500
Feb 18	vs South Carolina	*ss	2	1	1	0	0	0	0	1	0	0	0	0	0	0	1	1	1	0	.500
Feb 18	at Coastal Carolina	*ss	2	0	2	0	0	0	0	1	0	0	0	0	0	0	0	0	0	1	.625
2/19/22	vs South Carolina	*2b	1	0	0	0	0	0	0	0	0	0	0	0	0	0	0	0	0	0	.556
Mar 03	PURDUE FORT WAYN	ph	1	0	0	0	0	0	0	0	0	0	0	0	0	0	0	0	0	0	.500
Mar 04	PURDUE FORT WAYN	ph	1	0	0	0	0	0	0	0	0	0	0	0	0	0	0	0	0	0	.455
Mar 04	MD EASTERN SHORE	pr/ss	2	0	0	1	0	0	0	0	0	0	0	0	0	0	0	1	0	2	.385
Mar 11	NORFOLK STATE	*3b	2	1	1	0	1	0	0	1	0	0	0	0	0	0	1	1	5	0	.400
Mar 13	FAIRFIELD	*3b	4	0	0	0	0	0	0	0	0	0	0	0	0	0	0	1	2	1	.316
3/16/2022	at Ohio		0	0	0	0	0	0	0	0	0	0	0	0	0	0	0	0	0	1	.316
Mar 20	at UAB	ph	0	0	0	0	0	0	0	0	0	0	1	0	0	0	0	0	0	0	.316
Mar 26	MIDDLE TENNESSEE	*2b	3	0	1	0	1	0	0	0	0	0	0	0	0	0	0	2	2	0	.318
Mar 27	MIDDLE TENNESSEE	*2b	3	1	1	1	1	0	0	1	0	0	0	0	0	0	1	0	1	0	.320
Apr 01	CHARLOTTE	*2b	3	0	2	2	1	0	0	0	0	0	0	0	0	0	0	3	0	1	.357
Apr 02	CHARLOTTE	*2b	4	0	2	0	0	0	0	0	0	0	0	1	0	0	0	2	3	2	.375
Apr 03	CHARLOTTE	*2b	2	1	1	0	0	0	0	1	0	0	0	0	0	0	1	0	2	0	.382
Apr 08	at Florida Atlantic	*2b	4	0	0	0	0	0	0	0	0	0	0	0	0	0	0	1	1	0	.342
Apr 09	at Florida Atlantic	*2b	2	0	0	0	0	0	0	1	0	0	0	0	0	0	0	3	0	0	.325
Apr 10	at Florida Atlantic	*2b	4	0	0	0	0	0	0	0	0	0	0	0	0	0	1	2	1	0	.295
Apr 12	at Northern Ky.-1	*2b	3	1	2	0	1	0	0	0	0	0	0	0	0	0	0	2	1	0	.319
Apr 12	at Northern Ky.-2	*2b	3	0	1	1	1	0	0	0	0	0	0	0	0	0	0	3	1	0	.320
Apr 14	FIU	*2b	3	0	1	0	0	0	0	0	0	0	0	0	0	0	1	1	4	0	.321
Apr 15	FIU	*2b	0	1	0	0	0	0	0	1	0	0	1	1	0	0	0	4	4	0	.321
Apr 16	FIU	*2b	3	0	2	0	0	0	0	0	0	0	0	0	0	0	0	2	1	0	.339
Apr 20	MOREHEAD STATE	*2b	2	1	2	0	1	0	0	1	0	0	0	0	0	0	0	4	3	0	.362
Totals		21gs	58	8	21	7	7	0	1	8	0	0	2	2	0	0	7	34	33	9	.362

On base pct. .456 • Slugging pct. .534

Madison Whitaker Collegiate Career Stats

	Avg.	GP/GS	AB	R	H	2B	3B	HR	RBI	TB	SLG%	BB	HBP	SO	GDP	OB%	SF	SH	SB/ATT	PO	A	E	DP	FLD%
2018 WSU	0.244	53/53	168	16	41	8	1	3	23	60	0.357	9	1	15	0	0.285	1	1	2/3	75	100	17	2	0.911
2019 WSU	0.278	49/49	158	27	44	8	1	5	30	69	0.437	17	1	19	0	0.346	3	0	1/1	39	90	17	3	0.884
2020 WSU	0.167	4/3	6	0	1	0	0	0	0	1	0.167	0	0	0	0	0.167	0	0	0/0	2	3	1	0	0.833
2021 MAR	0.176	26/14	51	6	9	4	0	1	6	16	0.314	4	2	6	0	0.263	0	0	0/0	33	22	3	1	0.948
2022 MAR	0.362	26/21	58	8	21	7	0	1	7	31	0.534	8	2	7	0	0.456	0	2	0/0	34	33	9	4	0.882
Totals	0.263	157/140	441	57	116	27	2	10	66	177	0.401	38	6	47	0	0.327	4	3	3/4	183	248	47	9	0.902
WSU (3 yrs)	0.259	106/105	332	43	86	16	2	8	53	130	0.392	26	2	34	0	0.313	4	1	3/4	116	193	35	5	0.898
MAR (2 yrs)	0.275	52/35	109	14	30	11	0	2	13	47	0.431	12	4	13	0	0.368	0	2	0/0	67	55	12	5	0.910

2022 Marshall Thundering Herd TV/Radio Roster



00 Autumn Owen - R-Jr., C
Mill Spring, N.C.



1 Grace Chelemen - Sr., OF
Woodhaven, Mich.



3 Armani Brown - R-Sr., IF
Elk Grove, Calif.



4 Alex Coleman - Fr., OF
Asheboro, N.C.



7 Amaya Lee - R-Fr., IF
Concord, Calif.



9 Lauren Love - Fr., IF
Matthews, N.C.



13 Rielly Lucas - Fr., IF
Huntington, W.Va.




14 Cailey Joyce - R-Jr., P
Mechanicsburg, Pa.



16 Saige Pye - 5th Yr., UT
Stockton, Calif.



18 Laney Love - Fr., IF
Matthews, N.C.



20 Camryn Michallas - Sr., IF
Huntington, W.Va.



21 Sydney Nester - R-Jr., P
Hillsville, Va.



22 Brianna McCown - So., P
St. Albans, W.Va.



23 Mya Stevenson - Sr., OF
Mesquite, Texas



28 Kay Kay Kenney - So., OF
Highland Village, Texas



34 Ashley Blessin - Jr., P
Plant City, Fla.



43 Aly Harrell - 5th Yr., IF
Gahanna, Ohio



44 Katie Adams - 5th Yr., C
Hurricane, W.Va.



48 Bub Feringa - Fr., P/UT
Glendale, Ariz.



49 Brooklyn Ulrich - Fr., IF
Mesa, Ariz.



77 Madison Whitaker - 5th Yr., IF
New Palestine, Ind.



Head Coach
Megan Smith Lyon - 4th Season



Assistant Coach
Corey Lyon - 4th Season



Assistant Coach
Maddie Holub - 4th Season



Volunteer Assistant
Sam Boone - 2nd Season



Athletic Trainer
Becky Kaliher - 3rd Season



Graduate Manager
Kayla DeSchepper - 3rd Season



Student Manager
Madison Davenport - 1st Season



Student Manager
Jon Crispino - 1st Season



Student Manager
Evan McGraw - 1st Season