



# MARSHALL THUNDERING HERD™

Marshall Sports Information • P.O. Box 1360 • Huntington, W.Va. 25701  
Softball Contact: Scott Hall • hall133@marshall.edu  
Office: 304-696-4662 • Cell: 540-539-2032



@HERDzone

## 2022 SCHEDULE 13-5, 0-0 C-USA

**Date Opponent Time**  
**Buzz Classic - Atlanta, Ga.**  
**Hosted by Georgia Tech**

|         |                    |               |
|---------|--------------------|---------------|
| Feb. 11 | vs. Saint Joseph's | (6inn) W, 8-0 |
| Feb. 11 | vs. Villanova      | (5inn) L, 9-1 |
| Feb. 12 | vs. Villanova      | (5inn) W, 8-0 |
| Feb. 12 | vs. Saint Joseph's | W, 6-4        |
| Feb. 13 | at Georgia Tech    | Canceled      |

## Battle at the Beach - Conway, S.C.

**Hosted by Coastal Carolina**

|         |                     |               |
|---------|---------------------|---------------|
| Feb. 18 | vs. South Carolina  | L, 7-5        |
| Feb. 18 | at Coastal Carolina | L, 4-3        |
| Feb. 19 | vs. South Carolina  | L, 7-3        |
| Feb. 19 | at Coastal Carolina | W, 9-7        |
| Feb. 20 | vs. Fordham         | (5inn) W, 8-0 |

## Camel Stampede - Buies Creek, N.C.

**Hosted by Campbell**

|         |                |                    |
|---------|----------------|--------------------|
| Feb. 25 | vs. Kent State | L, 1-0             |
| Feb. 25 | vs. Howard     | (5 inn) W, 15-2    |
| Feb. 26 | vs. Howard     | W, 9-2             |
| Feb. 26 | at Campbell    | W, 6-3             |
| Feb. 27 | vs. Kent State | Canceled (weather) |

## Marshall Round Robin - Huntington, W.Va.

|        |                            |                 |
|--------|----------------------------|-----------------|
| Mar. 3 | vs. Purdue Fort Wayne      | (5 inn) W, 11-0 |
| Mar. 4 | vs. Purdue Fort Wayne      | (5 inn) W, 8-0  |
| Mar. 4 | vs. Maryland Eastern Shore | W, 4-0          |
| Mar. 5 | vs. Winthrop               | W, 6-0          |
| Mar. 5 | vs. Maryland Eastern Shore | (5 inn) W, 14-1 |

**Thundering Herd March Madness - Huntington, W.Va.**

|         |                      |            |
|---------|----------------------|------------|
| Mar. 11 | vs. Fairfield        | 11:00 a.m. |
| Mar. 11 | vs. Norfolk State    | 1:00 p.m.  |
| Mar. 12 | vs. Western Carolina | 1:00 p.m.  |
| Mar. 13 | vs. Norfolk State    | 1:00 p.m.  |
| Mar. 13 | vs. Fairfield        | 3:00 p.m.  |

|         |                       |            |
|---------|-----------------------|------------|
| Mar. 16 | at Ohio               | 6:00 p.m.  |
| Mar. 18 | at UAB*               | 7:00 p.m.  |
| Mar. 19 | at UAB*               | 2:00 p.m.  |
| Mar. 20 | at UAB*               | 1:00 p.m.  |
| Mar. 22 | at Bellarmine         | 1:00 p.m.  |
| Mar. 22 | at Bellarmine         | 3:00 p.m.  |
| Mar. 25 | vs. Middle Tennessee* | 1:00 p.m.  |
| Mar. 26 | vs. Middle Tennessee* | 1:00 p.m.  |
| Mar. 27 | vs. Middle Tennessee* | 12:00 p.m. |
| Mar. 29 | at Akron              | TBA        |
| Apr. 1  | vs. Charlotte*        | 1:00 p.m.  |
| Apr. 2  | vs. Charlotte*        | 1:00 p.m.  |
| Apr. 3  | vs. Charlotte*        | 12:00 p.m. |
| Apr. 8  | at Florida Atlantic*  | TBA        |
| Apr. 9  | at Florida Atlantic*  | TBA        |
| Apr. 10 | at Florida Atlantic*  | TBA        |
| Apr. 12 | at Northern Kentucky  | 2:00 p.m.  |
| Apr. 12 | at Northern Kentucky  | 4:00 p.m.  |
| Apr. 14 | vs. FIU*              | 1:00 p.m.  |
| Apr. 15 | vs. FIU*              | 1:00 p.m.  |
| Apr. 16 | vs. FIU*              | 12:00 p.m. |
| Apr. 20 | vs. Morehead State    | 3:00 p.m.  |
| Apr. 22 | at WKU*               | 7:00 p.m.  |
| Apr. 23 | at WKU*               | 5:00 p.m.  |
| Apr. 24 | at WKU*               | 2:00 p.m.  |
| Apr. 29 | vs. UTEP*             | 1:00 p.m.  |
| Apr. 30 | vs. UTEP*             | 1:00 p.m.  |
| May 1   | vs. UTEP*             | 12:00 p.m. |
| May 6   | at North Texas*       | 7:00 p.m.  |
| May 7   | at North Texas*       | 2:00 p.m.  |
| May 8   | at North Texas*       | 1:00 p.m.  |

## Conference USA Tournament - Denton, Texas

**Hosted by North Texas, May 11-14**

### Key

\* C-USA Game

Home Games at Dot Hicks Field in **Bold & Green**

All Times are Eastern

## The Journey of MUSB

### Thundering Herd March Madness



Marshall Thundering Herd  
2022 Record: 13-5  
Head Coach  
Megan Smith Lyon (4th)  
Overall Record: 486-312  
School Record: 94-47

|                         |       |
|-------------------------|-------|
| 2021 Record.....        | 20-13 |
| 2021 Conf. Record.....  | 8-8   |
| 2021 Conf. Finish.....  | 7th   |
| 2021 Conf. Tourn. ....  | 1-1   |
| <b>2022 Team Stats</b>  |       |
| Batting Avg.....        | .335  |
| Opp. Batting Avg.....   | .219  |
| Runs .....              | 124   |
| Runs Allowed .....      | 47    |
| Hits .....              | 147   |
| Hits Allowed .....      | 92    |
| Doubles .....           | 32    |
| Doubles Allowed .....   | 14    |
| Triples .....           | 1     |
| Triples Allowed .....   | 1     |
| Home Runs .....         | 20    |
| Home Runs Allowed ..... | 10    |
| RBI .....               | 112   |
| Total Bases .....       | 241   |
| Slugging % .....        | .549  |
| Walks .....             | 58    |
| Walks Allowed .....     | 27    |
| HBP .....               | 17    |
| On Base % .....         | .427  |
| SB .....                | 16-17 |
| SB Allowed .....        | 21-22 |
| ERA .....               | 2.39  |
| Complete Games .....    | 12    |
| Shutouts .....          | 7     |
| Saves .....             | 1     |
| Innings Pitched .....   | 108.1 |
| Strikeouts .....        | 144   |
| Fielding % .....        | .961  |
| Putouts .....           | 325   |
| Assists .....           | 115   |
| Errors .....            | 18    |
| Double Plays .....      | 4     |



Fairfield Stags  
2022 Record: 3-7  
Head Coach  
Julie Brzezinski (25th)  
Overall Record: 876-788-6  
School Record: 631-593-5  
Series History: 1st meeting

|                         |       |
|-------------------------|-------|
| 2021 Record.....        | 22-14 |
| 2021 Conf. Record.....  | 20-12 |
| 2021 Conf. Finish.....  | 4th   |
| 2021 Conf. Tourn. ....  | 2-2   |
| 2021 NCAA Tourn. ....   | N/A   |
| <b>2022 Team Stats</b>  |       |
| Batting Avg.....        | .225  |
| Opp. Batting Avg.....   | .307  |
| Runs .....              | 32    |
| Runs Allowed .....      | 57    |
| Hits .....              | 56    |
| Hits Allowed .....      | 88    |
| Doubles .....           | 8     |
| Doubles Allowed .....   | 15    |
| Triples .....           | 1     |
| Triples Allowed .....   | 0     |
| Home Runs .....         | 4     |
| Home Runs Allowed ..... | 7     |
| RBI .....               | 30    |
| Total Bases .....       | 78    |
| Slugging % .....        | .313  |
| Walks .....             | 22    |
| Walks Allowed .....     | 31    |
| HBP .....               | 3     |
| On Base % .....         | .295  |
| SB .....                | 13-15 |
| SB Allowed .....        | 12-14 |
| ERA .....               | 4.34  |
| Complete Games .....    | 2     |
| Shutouts .....          | 1     |
| Saves .....             | 0     |
| Innings Pitched .....   | 67.2  |
| Strikeouts .....        | 36    |
| Fielding % .....        | .962  |
| Putouts .....           | 203   |
| Assists .....           | 76    |
| Errors .....            | 11    |
| Double Plays .....      | 4     |



Norfolk State Spartans  
2022 Record: 10-9  
Head Coach  
James Inzana (5th)  
Overall Record: 83-91  
School Record: Same  
Series History: MU leads 2-0

|                              |       |
|------------------------------|-------|
| 2021 Record.....             | 20-19 |
| 2021 Conf. Record.....       | 12-7  |
| 2021 Conf. Finish.....       | 2nd   |
| 2021 Conf. Tourn. ....       | 1-2   |
| 2021 NCAA Tourn. ....        | N/A   |
| <b>2022 Team Stats</b>       |       |
| *Does not include JMU stats* |       |
| Batting Avg.....             | .270  |
| Opp. Batting Avg.....        | .245  |
| Runs .....                   | 77    |
| Runs Allowed .....           | 92    |
| Hits .....                   | 130   |
| Hits Allowed .....           | 127   |
| Doubles .....                | 27    |
| Doubles Allowed .....        | 26    |
| Triples .....                | 3     |
| Triples Allowed .....        | 3     |
| Home Runs .....              | 9     |
| Home Runs Allowed .....      | 9     |
| RBI .....                    | 67    |
| Total Bases .....            | 190   |
| Slugging % .....             | .394  |
| Walks .....                  | 52    |
| Walks Allowed .....          | 46    |
| HBP .....                    | 18    |
| On Base % .....              | .360  |
| SB .....                     | 35-46 |
| SB Allowed .....             | 21-26 |
| ERA .....                    | 3.45  |
| Complete Games .....         | 1     |
| Shutouts .....               | 1     |
| Saves .....                  | 1     |
| Innings Pitched .....        | 130.0 |
| Strikeouts .....             | 103   |
| Fielding % .....             | .927  |
| Putouts .....                | 390   |
| Assists .....                | 145   |
| Errors .....                 | 42    |
| Double Plays .....           | 9     |



Western Carolina Catamounts  
2022 Record: 9-8  
Head Coach  
Jim Clift (11th)  
Overall Record: 211-305  
School Record: Same  
Series History: MU leads 1-0

|                         |       |
|-------------------------|-------|
| 2021 Record.....        | 27-26 |
| 2021 Conf. Record.....  | 12-5  |
| 2021 Conf. Finish.....  | 3rd   |
| 2021 Conf. Tourn. ....  | 2-2   |
| 2021 NCAA Tourn. ....   | N/A   |
| <b>2022 Team Stats</b>  |       |
| Batting Avg.....        | .206  |
| Opp. Batting Avg.....   | .220  |
| Runs .....              | 45    |
| Runs Allowed .....      | 46    |
| Hits .....              | 88    |
| Hits Allowed .....      | 94    |
| Doubles .....           | 10    |
| Doubles Allowed .....   | 15    |
| Triples .....           | 0     |
| Triples Allowed .....   | 2     |
| Home Runs .....         | 14    |
| Home Runs Allowed ..... | 9     |
| RBI .....               | 37    |
| Total Bases .....       | 140   |
| Slugging % .....        | .328  |
| Walks .....             | 39    |
| Walks Allowed .....     | 36    |
| HBP .....               | 14    |
| On Base % .....         | .293  |
| SB .....                | 20-22 |
| SB Allowed .....        | 23-28 |
| ERA .....               | 2.12  |
| Complete Games .....    | 12    |
| Shutouts .....          | 3     |
| Saves .....             | 0     |
| Innings Pitched .....   | 115.2 |
| Strikeouts .....        | 119   |
| Fielding % .....        | .969  |
| Putouts .....           | 347   |
| Assists .....           | 93    |
| Errors .....            | 14    |
| Double Plays .....      | 5     |

## MUSB Probable Starters (based on previous game)

| Player              | Avg. | AB | R  | H  | 2B | 3B | HR | RBI | BB | HBP | Slg % | OB%  | SB-Att |
|---------------------|------|----|----|----|----|----|----|-----|----|-----|-------|------|--------|
| 1. 2B Lauren Love   | .417 | 48 | 16 | 20 | 5  | 0  | 2  | 17  | 4  | 2   | .646  | .481 | 1-1    |
| 2. 1B Aly Harrell   | .458 | 48 | 15 | 22 | 4  | 0  | 2  | 13  | 14 | 5   | .667  | .612 | 1-1    |
| 3. DP Saige Pye     | .365 | 52 | 14 | 19 | 3  | 0  | 5  | 18  | 4  | 5   | .712  | .459 | 0-0    |
| 4. RF Mya Stevenson | .354 | 48 | 14 | 17 | 8  | 0  | 4  | 14  | 7  | 0   | .771  | .421 | 2-2    |
| 5. 3B Bub Feringa   | .364 | 22 | 6  | 8  | 2  | 0  | 1  | 8   | 0  | 0   | .591  | .348 | 0-0    |
| 6. LF Rielly Lucas  | .313 | 16 | 5  | 5  | 1  | 0  | 0  | 5   | 6  | 0   | .375  | .500 | 0-0    |
| 7. C Autumn Owen    | .324 | 37 | 7  | 12 | 1  | 0  | 1  | 4   | 3  | 0   | .432  | .357 | 2-3    |
| 8. CF Alex Coleman  | .300 | 10 | 8  | 3  | 0  | 0  | 0  | 2   | 3  | 0   | .300  | .462 | 3-3    |
| 9. 2B Armani Brown  | .125 | 16 | 2  | 2  | 0  | 0  | 0  | 0   | 1  | 0   | .125  | .176 | 2-2    |

## Pitchers (by IP)

| Player         | W-L | ERA  | App | GS | CG | SHO | SV | IP   | R  | ER | K   |
|----------------|-----|------|-----|----|----|-----|----|------|----|----|-----|
| Sydney Nester  | 8-3 | 0.94 | 13  | 10 | 9  | 6   | 1  | 66.2 | 15 | 9  | 112 |
| Cailey Joyce   | 4-2 | 4.20 | 7   | 6  | 3  | 1   | 0  | 28.1 | 19 | 17 | 25  |
| Bub Feringa    | 1-0 | 4.00 | 3   | 1  | 0  | 0   | 0  | 7.0  | 6  | 4  | 4   |
| Ashley Blessin | 0-0 | 7.74 | 3   | 1  | 0  | 0   | 0  | 6.1  | 7  | 7  | 3   |

# General/Media Information

## General Information

Location (Founded) .... Huntington, W.Va. (1837)  
 Enrollment ..... 11,962  
 Affiliation ..... NCAA Division I  
 Conference ..... USA  
 Nickname ..... Thundering Herd  
 Colors ..... Kelly Green and White  
 Mascot ..... Marco, The Buffalo  
 President ..... Brad Smith  
 Interim Athletics Director ..... Jeff O'Malley  
 Assoc. AD/SWA ..... Beatrice Crane Banford  
 Home Field (Capacity) . Dot Hicks Field (1,000)

## Softball History

First Year ..... 1994  
 All-Time Record ..... 837-672-3  
 All-Time C-USA Record ..... 182-157-3  
 C-USA Tourn. Appearances ..... 14  
 C-USA Tourn. Record ..... 17-16

## Softball Staff

Head Coach ..... Megan Smith Lyon  
 Alma Mater ..... North Carolina ['99]  
 Year at Marshall ..... 4th  
 Career Record ..... 486-312  
 MU Record ..... 94-47  
 Assistant Coach ..... Corey Lyon  
 Previous School ..... UL-Monroe  
 Year at Marshall ..... 4th  
 Assistant Coach ..... Maddie Holub  
 Alma Mater ..... Fort Hays State '13  
 Year at Marshall ..... 4th  
 Volunteer Assistant ..... Sam Boone  
 Year at Marshall ..... 2nd  
 Athletic Trainer ..... Becky Kaliher  
 Year at Marshall ..... 3rd

## Softball Media

Softball Contact ..... Scott Hall  
 Office Phone ..... 304-696-4662  
 Cell Phone ..... 540-539-2032  
 Email ..... hall133@marshall.edu  
 Asst. AD, Media Relations ..... Jason Corriher  
 Fax Number ..... 304-696-2325  
 Mailing Address ..... 1801 Third Avenue  
 ..... Cam Henderson Center, Room 2035  
 ..... Huntington, W.Va. 25703  
 Website ..... HerdZone.com  
 Facebook ..... facebook.com/herdsoftball  
 Twitter ..... @HerdSB  
 Instagram ..... @HerdSB

## Radio

Tune in to 88.1 WMUL-FM for coverage all season long of Marshall Softball. Fans can tune in online at [www.marshall.edu/wmul](http://www.marshall.edu/wmul) by clicking one of the Live Streams on the front page. Select games in early season tournaments to be simulcast using Facebook Live.

## Live Stream

Home games will be streamed on ESPN+ by our HerdVision crew.

## 2022 Team Facts

Letterwinners Returning/Lost ..... 12/10  
 Starting Position Players Returning/Lost ..... 6/3  
 Pitchers Returning/Lost ..... 3/3  
 Newcomers ..... 9

## Key Returners

**5th Yr., IF Aly Harrell** .....  
 .415/30 GS/39 H/25 R/8 2B/10 HR/29 RBI/.819 OB %  
**5th Yr., UT Saige Pye** .....  
 .395/25 GS/34 H/14 R/5 2B/6 HR/23 RBI/.663 Slg %  
**Sr. OF Mya Stevenson** .....  
 .293/32 GS/29 H/27 R/8 2B/8 HR/20 RBI/.616 Slg %  
**Sr. OF Grace Chelemen** .....  
 .353/31 GS/36 H/21 R/6 2B/2 HR/3-9 SB/.471 Slg %  
**5th Yr., C Katie Adams** .....  
 .352/28 GS/32 H/12 R/9 2B/4 HR/24 RBI/.582 Slg %  
**R-Sr. IF Armani Brown** .....  
 .246/24 GS/15 H/12 R/3 2B/1 3B/.963 Fld %  
**R-Jr. P Cailey Joyce** .....  
 5-5/3.08 ERA/15 APP/12 GS/4 CG/66.0 IP/37 K  
**So. P Brianna McCown** .....  
 4-1/4.27 ERA/13 APP/3 GS/1 CG/37.2 IP/31 K

## Key Players Lost

**R-Sr. IF Blakely Burch** .....  
 .128/18 GS/6 H/8 R/2 HR/4 RBI/.255 Slg %  
**Grad. IF Sierra Huerta** .....  
 .288/30 GS/21 H/18 R/4 2B/7 HR/17 RBI/.658 Slg %  
**Fr. OF Paige Halliwill** .....  
 .263/28 GS/21 H/14 R/4 2B/4 HR/15 RBI/.513 Slg %  
**Fr. C Kat Sackett** .....  
 .254/19 GS/16 H/7 R/7 2B/5 HR/16 RBI/.603 Slg %

## Newcomers

00 Autumn Owen - C/IF \* (Gardner-Webb)  
 4 Alex Coleman - OF - Asheboro, N.C.  
 7 Amaya Lee - INF - Injured 2021 Redshirted  
 9 Lauren Love - INF - Matthews, N.C.  
 13 Rielly Lucas - INF - Huntington, W.Va.  
 18 Laney Love - INF - Matthews, N.C.  
 21 Sydney Nester - P \* (North Carolina State)  
 48 Bub Feringa - P/UT - Glendale, Ariz.  
 49 Brooklyn Ulrich - INF - Mesa, Ariz.  
 \* - transfer

## Media Guidelines

**All** media requests for Marshall University softball must be coordinated with Scott Hall, Associate Director for Sports Information. To schedule an interview, please contact Scott through one of the means provided. Please keep in mind that class schedules, practices and travel days are subject to change, so it is important to make contact for an interview as soon as possible to ensure schedules do not conflict.

## Game Day

Due to COVID-19 restrictions, there will be limited access to players and coaches on game day. Please let Scott Hall know who you wish to speak with. Interviews will be done outside, please wear masks and stand at least six feet away from the player/coach. Press box space is very limited. If you have any questions, please contact Scott Hall.

Softball Social Media  
 Twitter: @HerdSB @HerdZone  
 Facebook: Marshall University Softball  
 & Marshall University Athletics  
 Instagram: HerdSB & HerdZone



Fans can tune in to 88.1 WMUL-FM and online at [www.marshall.edu/wmul](http://www.marshall.edu/wmul) for coverage of all the Marshall Softball games, and [www.cusatv.com](http://www.cusatv.com) for the live stream of the home games & Conference USA road games. Select early season tournaments with neutral games will be simulcast on Facebook Live through the team page.

In 2022, home games will be LIVE STREAMED on ESPN+, produced by our wonderful HerdVision crew.



# 2022 THUNDERING HERD™ Roster


| No. | Name             | Yr.     | B/T | Pos.  | Hometown/Last School                              |
|-----|------------------|---------|-----|-------|---|
| 00  | Autumn Owen      | R-Jr.   | R/R | C/INF | Mill Spring, N.C./Gardner-Webb University         |
| 1   | Grace Chelemen   | Sr.     | L/R | OF    | Woodhaven, Mich./University of Michigan           |
| 3   | Armani Brown     | R-Sr.   | L/R | INF   | Elk Grove, Calif./Cosumnes Oaks HS                |
| 4   | Alex Coleman     | Fr.     | L/R | OF    | Asheboro, N.C./Southwestern Randolph HS           |
| 7   | Amaya Lee        | R-Fr.   | R/R | INF   | Concord, Calif./North Gate HS                     |
| 9   | Lauren Love      | Fr.     | R/R | INF   | Matthews, N.C./Porter Ridge HS                    |
| 13  | Rielly Lucas     | Fr.     | L/L | INF   | Huntington, W.Va./Cabell Midland HS               |
| 14  | Cailey Joyce     | R-Jr.   | R/R | P     | Mechanicsburg, Pa./La Salle University            |
| 16  | Saige Pye        | 5th Yr. | R/R | INF   | Stockton, Calif./Georgia Tech                     |
| 18  | Laney Love       | Fr.     | R/R | INF   | Matthews, N.C./Porter Ridge HS                    |
| 20  | Camryn Michallas | Sr.     | R/R | INF   | Huntington, W.Va./Gulf Coast State College (Fla.) |
| 21  | Sydney Nester    | R-Jr.   | R/R | P     | Hillsville, Va./North Carolina State              |
| 22  | Brianna McCown   | So.     | R/R | P     | St. Albans, W.Va./St. Albans HS                   |
| 23  | Mya Stevenson    | Sr.     | R/L | OF    | Mesquite, Texas/Mesquite Poteet HS                |
| 28  | Kay Kay Kenney   | So.     | R/R | OF    | Highland Village, Texas/Marcus HS                 |
| 34  | Ashley Blessin   | Jr.     | R/R | P     | Plant City, Fla./Plant City HS                    |
| 43  | Aly Harrell      | 5th Yr. | L/L | INF   | Gahanna, Ohio/Gahanna Lincoln HS                  |
| 44  | Katie Adams      | 5th Yr. | L/R | C     | Hurricane, W.Va./Hurricane HS                     |
| 48  | Bub Feringa      | Fr.     | L/R | P/UT  | Glendale, Ariz./Cactus HS                         |
| 49  | Brooklyn Ulrich  | Fr.     | L/R | INF   | Mesa, Ariz./Red Mountain HS                       |
| 77  | Madison Whitaker | Sr.     | R/R | INF   | New Palestine, Ind./Wright State                  |

## Staff

Head Coach: Megan Smith Lyon (4th season)  
Assistant Coach: Corey Lyon (4th season)  
Assistant Coach: Maddie Holub (4th season)  
Volunteer Assistant: Sam Boone (2nd season)  
Graduate Manager: Kayla DeSchepper (3rd season)  
Athletic Trainer: Becky Kaliher (3rd season)  
Student Manager: Madison Davenport (1st season)  
Student Manager: Jon Crispino (1st season)  
Student Manager: Evan McGraw (1st season)

## Pronunciation Guide

|                  |   |
|------------------|---|
| Grace CHELEMEN   | Chell-UH-men                                    |
| AMAYA Lee        | Uh-MY-uh  |
| RIELLY Lucas     | Riley   |
| Saige PYE        | Pie   |
| CAMRYN MICHALLAS | CAM-rin Muh-HALL-iss (C in last name is silent) |
| BRIANNA McCown   | BREE-ah-na                                      |
| ALY HARRELL      | Al-ee HAIR-ull                                  |
| Bub FERINGA      | Fur-ING-ga                                      |
| Brooklyn ULRICH  | ULL-rich  |
| Maddie HOLUB     | Hall-ubb  |





## MARSHALL SOFTBALL BROADCAST TALKING POINTS



**#00 Autumn Owen, R-Jr., C/IF, Mill Spring, N.C.**

- 16 GP, 14 GS. Has played 3B and catcher. 12 hits & 7 runs
- Hit .444 during Herd Round Robin (3/3-5), 4 hits & 3 runs scored.
- 2 hits & 1st MU stolen base vs. Howard (2/26).
- 1st MU HR at Coastal Carolina (2/19) 18th of career. Had 2 hits.
- 1st MU hit vs. Saint Joseph's (2/11). 1st MU 2B vs. Villanova (2/12).
- Transfer from Gardner-Webb. 81 GP, 81 GS, hit .384 (4th at GWU), 229 AB, 66 runs, 88 hits, 19 2Bs, 8 3Bs (T8th), 17 HRs (T8th), 72 RBI, 174 total bases, slugged .760, on base .483, 21-of-23 stolen bases. Had 22 runners caught stealing (7th) & .979 fielding % (T9th).
- 2021 Big South Preseason Co-POY, missed entire season due to injury.
- In shortened 2020, helped Runnin' Bulldogs to 25-4 record, 17-game win streak. Hit .386, 7 2Bs, 5 3Bs, 4 HRs, 22 RBI, .735 SLG%, .505 OBP.
- 2019 4x Big South Freshman of the Week, All-Freshman Team, 1st Team All-Big South, Big South Freshman of the Year, NFCA All-Mid-Atlantic Region 1st Team, Top 25 Finalist NFCA Division I Freshman of the Year.
- In 2019 hit .384, 12 2Bs, 13 HRs, 50 RBI, .774 SLG%, .469 OBP, 113 TB.
- Hit 1st career HR vs. Furman (2019)
- Career-high 4-for-4 vs NC Central (2019), 4 RBI, 2B & a 3B.
- Hit walkoff 2-run HR vs. Campbell (2019).
- 3 HRs in DH at App St. (2019), 2 HRs & career-high 5 RBI in game two.



**#1 Grace Chelemen, Sr., OF, Woodhaven, Mich.**

- 16 GP, 12 GS in OF Speedy fielder. 6 runs scored
- Bat .375 at Battle at the Beach. 6 hits & 4 RBI. Drew 2 walks vs. South Carolina. Had 2 hits & 2 RBI vs. Fordham.
- Made catch on the run in RCF to end game vs. Saint Joseph's (2/12).
- 32 GP, 31 GS in 2021. Hit .353, 36 hits, 21 runs, 6 2Bs, 2 HRs, 15 RBI
- Had a hit in 22 games, reached safely in 26 games, 9-straight (3/3-20).
- 3-of-4 with 2 2Bs & 2 runs vs. LA Tech in C-USA Tour.
- vs. Bellarmine 8-of-10, 3 runs, 2 2Bs, 3 RBI. Reached base safely in 9-straight plate appearances & 4-4 in game 2. Avg. up from .314 to .422.
- Diving catch bottom 7th at MTSU helped game go to extras.
- Smacked 1st career home run at No. 11 Kentucky in 2020.
- In 2020 1st Herd appearance vs. Saint Francis & 1st start at Chattanooga. Played in all 25 games with 20 starts in OF.
- Diving catch at Kennesaw State (Feb. 2020) featured as Top 5 Play of the Week by NCAA Softball.
- Transfer from U. of Michigan, joined Herd just before 2020 season.
- Played 36 games, 1 start at Michigan in 2019. Made collegiate debut vs. No. 5 Florida (2/9). 1st career hit in 1st at-bat at USF (2/9). Played against JMU in NCAA Regionals



**#3 Armani Brown, R-Sr., IF, Elk Grove, Calif.**

- 11 GP, 8 GS. Played 2B & SS. Has an assist in 11-of-14 games.
- Smooth defender. .963 (1 E) fielding % in 2022. Career .953 Fld%
- 2-for-2 vs. UMES (3/5) 1st hits of 2022, also 1 run, 1 BB & 1 SB.
- Stole 1st base of 2022 vs. Howard (2/26).
- 32 GP, 24 GS in 2021. Hit .246, 15 hits, 12 runs, 3 2Bs
- Split time at 2B with Madison Whitaker in 2020.
- Hit 2B at Charlotte (5/8) then a 3B vs. Charlotte in C-USA To. (5/12).
- Was 4-of-9 (.444) at MTSU, raised season avg. from .273 to .323. Had clutch RBI 1B late in game two. Scored 3 runs.
- 3-for-3 with a 2B vs. Valparaiso (3/7).
- Bat .347, 25 hits, 13 runs, 7 RBI & 3 SB in 2020.
- Started all 25 games 6 at SS & 19 at 2B in 2020.
- Contributed to 2 double plays at No. 11 Kentucky.
- Reached base safely in 19-straight games (2/7-3/4) & in 22-of-25 games in 2020. 8 multi-hit games & 3-for-3 vs. Indiana State.
- Season-high 2 RBI at Norfolk State (3/1) & vs. Rutgers (3/7).
- Played & started in 62 games in 2019, tied for second-most in MUSB history, all at second base. 2nd with 52 hits, also scored 30 runs (2019).
- .954 fielding percentage in 197 chances (2019).
- Hit 1st career 3B at Middle Tennessee (April 27, 2019).



**#4 Alex Coleman, Fr., OF, Asheboro, N.C.**

- 14 GP, 7 GS. Starts in CF. Has 8 runs scored.
- 1st career start vs. Howard (2/25), reached base all 3 times - 1 hit, 2 BBs, scored 2 runs, 2 RBI, 1 SB.
- 1st career SB vs. Kent State (2/25).
- Made collegiate debut vs. Villanova (2/11) as a pinch runner.
- Scored 1st career run vs. Saint Joseph's (2/12) on Lauren Love's HR.
- Senior year of HS hit .682, on base .714, had 30 hits, 23 runs, 14 RBI, 4 2Bs, 3 3Bs, 1 HR, 15 stolen bases and only struck out twice.
- 2021 Mid Piedmont Conference Player of the Year & 1st Team All-State.
- Helped team to postseason. 1st place freshman & sophomore years.
- Junior year played a few games before season canceled due to COVID.
- Sophomore year hit .520 with .540 on base and scored 24 runs.
- Played club ball for Carolina Cardinals. Team finished in top 8 in the Colorado Tournament in 2019, 3rd in JO Cup in 2020, 1st in Power 50 Pro Swings in Tennessee and PGF State Champs in 2020.
- In 2020 season with Cardinals bat .400, 33 runs, 16 RBI & 15 SBs.
- Also lettered in volleyball as a sophomore.
- Straight-A student all 4 years in HS. Academic All-Conference Team.
- Father, Rusty, played baseball at High Point in 1990s.



**#7 Amaya Lee, R-Fr., IF, Concord, Calif.**

- 10 GP off the bench as a pinch runner. Has 5 runs scored.
- Saw 1st action on defense at 2B vs. Purdue Fort Wayne (3/3), also had 1st at bat, struck out.
- Scored 2 runs during Battle at the Beach. 1 vs. South Carolina (2/18) and another at Coastal Carolina (2/19).
- Made collegiate debut vs. Saint Joseph's (2/11) as pinch runner.
- Scored 1st career run vs. Villanova (2/12).
- Missed the 2021 season due to shoulder injury.
- Attended North Gate HS
- 4-year Scholar Athlete & Honorable Mention.
- Hit .321 with 54 hits, 53 runs & 24 RBI.
- With travel team was member of squad that won PGF Qualifiers in 2017 & 2019.
- Has a twin sister who will play softball for Holy Names University in Oakland, Calif.



**#9 Lauren Love, Fr., IF, Matthews, N.C.**

- 17 GP, 16 GS. Starts in OF, 2B & SS. Batting .417
- Bat .563 (9-of-16) during Round Robin (3/3-5), 4 games 2+ hits, drove in at least 1 run in each game, 10 total. 3-4 vs. Winthrop with 2 2Bs.
- 4-for-4, 1 2B, 3 runs & 3 RBI vs. Howard (2/25). 1st MU freshman with 4 hits since Mya Stevenson hit for cycle at Charlotte in 2019.
- 5 assists, 2 putouts, 1 hit & scored a run at Coastal Carolina (2/19).
- Made collegiate debut vs. Villanova (2/11). Delivered clutch RBI 1B in the 5th after 10-pitch at bat vs. preseason All-American Paige Rauch.
- Earned 1st career start vs. Villanova (2/12). 1-of-2 at the plate.
- 1st career home as 2-run go-ahead shot to RF vs. Saint Joseph's (2/12).
- Came to Marshall with twin sister Laney. Lauren was born January 1, 2003 while Laney was born December 31, 2002.
- Lauren & Laney are the seventh set of sisters and the second set of twins to play for MUSB.
- Attended Porter Ridge HS. Helped lead to conference championship.
- Has been honored as Player of the Year, Offensive MVP, All-Conference and All-District. Senior year bat .523, 23 hits, 20 runs, 12 RBI, 13 2Bs & 1 HR. In HS career bat .540, 88 hits, 68 runs, 69 RBI, 28 2Bs, 4 3Bs, 14 HRs, slugged 1.018, on base .577.



**#13 Rielly Lucas, Fr., IF, Huntington, W.Va.**

- 10 GP, 5 GS. Starts in LF. 5 hits, 5 runs, 5 RBI, 6 BBs
- Has reached base safely in 9-straight games.
- 1st career start vs. Howard (2/25) 2-of-3, 2 RBI, 1 run.
- 1st career hit with 1B at Coastal Carolina (2/19), later scored 1st run.
- Made collegiate debut vs. Villanova (2/12) & had 1st career RBI.
- Drew a walk and played briefly in left field vs. Saint Joseph's (2/12).
- Hometown player. Attended Cabell Midland HS
- Senior year helped Knights to its first state championship since 2005.
- Recipient of the 2020-21 West Virginia HS Softball Sports Award.
- 3x All-State, 3x All-Mountain State Athletic Conference
- Participated in 2021 North/South All-Star game for Region 4 and won the Home Run Derby.
- Over last 2 years in HS hit .520, on base over .600, slugged over 1.100 and was intentionally walked 22 times in 2021.
- In HS career hit 28 HRs (13 as a senior), 109 RBI (39 as a senior), and 117 runs scored (52 as a senior).
- Travel ball for Ohio Outlaws. Invited to play all-star game in Boulder, Co. All-Star Select in 2018 at Triple Crown Fireworks Tournament.
- Also lettered in basketball and volleyball.
- Cousin Austin Lucas played baseball at West Virginia Tech.



**#14 Cailey Joyce, R-Jr., P, Mechanicsburg, Pa.**

- 7 appearances, 6 starts in 2022. Has 28.1 IP & 25 Ks.
- 0.70 ERA in 2 CG at Round Robin (3/4-5). 2-0 record, 0 BBs & 13 Ks.
- Shutout vs. Purdue Fort Wayne. Allowed 1 run vs. UMES.
- Earned 1st win of 2022 at Coastal Carolina (2/19), 6.2 IP, 6 Ks.
- CG win over Howard (2/25), 2 Ks. Involved in 1st inning double play.
- 15 appearances, 12 starts, 5-5 record, 66 IP, 3.08 ERA & 37 Ks in 2021.
- Earned 1st MU start vs. Valpo (3/7/21) 4 IP, 4 H, 1 R & 3 Ks. No decision.
- CG win at Chattanooga (3/21/21), 4 H, 1 R & 7 Ks. 1st Marshall win.
- Struck out 7 vs. Bellarmine (3/27/21).
- Pitched 19 inn., 14 Ks & had 2 wins in FAU series. Game 1 gem with complete game shutout, allowed 4 hits & 6 Ks.
- Picked up 2 more wins at FIU. Game 1 3 hits, 1 run & 2 Ks.
- Transfer from La Salle University. Sat out the 2020 season due to injury.
- Named to A-10 All-Rookie Team & A-10 Commissioner's Honor Roll.
- 2019, 41 GP, 39 GS. Led team at plate with .301 avg, slugged .540 & 7 HRs. Had 9-game hit streak (April 3-14, 2019). Homered 2x & 5 RBI against Dayton (April 13). 14 CGs, led with 168.2 IP & 91 strikeouts. 8 wins, 1 save & 4.32 ERA. Career-high 8 Ks at Rhode Island (April 27).



# MARSHALL SOFTBALL BROADCAST TALKING POINTS



## #16 Saige Pye, 5th Yr. UT, Stockton, Calif.

- 18 GP, 18 GS at DP, 18 RBI & .712 slugging.
- 2+ hits in 4-straight games (2/26-3/4). 1 HR in 3-straight games
- Totaled 5 hits, 3 runs, 5 RBI & 5th HR of year in 2 games vs. PFVW.
- 1 HR vs. Howard & 1 vs. Campbell (2/26), totaled 6 RBI.
- Hit 1 of MU's 5 HRs vs. Saint Joseph's (2/11). 3-run HR in the 5th.
- Now with over 200 AB (218) at MU is 2nd all-time avg. (.413), 4th slugging (.668) & 6th on base % (.446).
- 25 GP, 25 GS, 18 at DP & 4 at 3B & 3 in LF in 2021.
- Hit .395, 34 hits, 14 runs, 5 2Bs, 6 HRs, 23 RBI, slugged .663 in 2021.
- Hit .475 (19-of-40) with 18 RBI over 11 games in C-USA play
- Career-high 12-game hit streak (4/17-5/12). Reached base safely in 24-of-25 games.
- Tied MU single-game record with 3 2Bs vs. FAU including 2-run 2B to tie game in 7th. Drove in 3 runs in each of 3 games played against Owls.
- Major impact in 1st season at MU. Started all 25 games 11 at DP, 11 at 3B, 3 OF. Took over at 3rd base after Blakely Burch went down with injury vs. Delaware State (Feb. 28).
- 2020 hit .463, 37 H, 20 R, 6 2Bs, 8 HRs, 28 RBI, .863 SLG% & .532 OBP. Just 5 Ks in 80 AB. Ranked top 50 NCAA hits (11th), total bases (12th), RBI (20th), SLG% (23rd), HRs (26th), RBI/G (32nd) & batting avg. (33rd)
- Reached base safely 24-of-25 games. Only miss, opener vs. St. Francis
- Recorded a hit 20-of-25 games, 12 multi-hit games, 3+ 4 times.
- 7 RBI at No. 11 Kentucky, 2 HRs, 1 GS, 1 RBI away of team record.
- Transferred to MU from Georgia Tech. 32 GP, 6 GS over 2 seasons with GT. HR freshman year vs. Pitt.



## #18 Laney Love, Fr., IF, Matthews, N.C.

- Yet to appear in 2022 dealing with knee injury.
- Came to Marshall with twin sister Lauren. Laney was born December 31, 2002 while Lauren was born January 1, 2003
- Laney & Lauren are the seventh set of sisters and the second set of twins to play for MUSB.
- Did not play during fall dealing with an injury.
- Attended Porter Ridge HS
- Named Defensive MVP and received All-Conference honors.
- Helped lead school to conference championship.
- In HS career hit .352, 38 hits, 30 runs, 32 RBI 9 2Bs, 3 3Bs, 4 HRs, slugged .601 and on base .413.
- With club team ranked 18th in 2019 in 16U final national NPS ranking.



## #20 Camryn Michallas, Sr., IF, Huntington, W.Va.

- 14 GP, 13 GS, 4 at 3B & 9 at SS. Has 19 assists
- Injured hand on stolen base vs. UMES (3/4).
- career-best 6-game hit & 10-game reaching base safely streak prior to injury. Bat .800 (4-5) in Round Robin prior to injury as well.
- 2 RBI vs. South Carolina (2/18) & again at Coastal Carolina (2/19).
- Excellent defensive game vs. Saint Joseph's (2/12), 3 PO & 3 asts, 0 err.
- Returned to play for hometown school prior to 2021 season. Graduated from Huntington HS. First played for Akron in 2019, then transferred to Gulf Coast State College (JUCO) for 2020 season.
- Excellent defender with a strong arm. Had .969 fld% in 2021.
- Made MU debut in all 3 games at Chattanooga. 1 run & played 3B.
- 1st hit & RBI with Marshall, 2-run 2B vs. Bellarmine (3/28).
- 1 RBI & 2 runs vs. LA Tech in C-USA Tourn. Had 2 PO & 2 asts at 3B.
- Played 2020 at Gulf Coast State College, same school that produced Eloise Tribolet (2017-18) played for MUSB.
- 2020 bat .329, 23 Hits, 18 R, 6 2Bs, 1 HR, 11 RBI, .457 Slg%, .412 OBP.
- At Akron in 2019, appeared in 34 games with 32 starts, 5 runs & 5 RBI.
- Made collegiate debut vs. Morgan State (Feb. 8) & scored a run. 1st collegiate hit at Presbyterian (Feb. 8).
- At Huntington HS, named 1st team all-state & all-mountain state athletic conference. Bat over .500 with 168 hits, 29 2Bs, 11 3Bs, 12 HRs, & 98 RBI in HS career.



## #21 Sydney Nester, R-Jr., P, Hillsville, Va.

- 13 APP, 10 GS. Leads MU 6.2 IP, 8-3 record, 112 Ks, 6 shutouts.
- Set MU record for fastest to 100 strikeouts to begin season, reaching in 58 IP. Old mark of 63 IP by Jordan Dixon in 2015
- First no-hitter with MU in Sinn, 11-0 win over PFVW (3/3). 11 Ks.
- Already 4th in MUSB history with 7 career 10+ K games.
- C-USA Pitcher of the Week (2/28), 29 Ks in 16 IP, 0.88 ERA, 1-1 record 3 appearances at Camel Stampede. 12 Ks vs. Kent State & 13 vs. Campbell. 5 games of 10+ Ks. Had 4 in 3 years at NC State.
- C-USA Pitcher of the Week (2/14), 3-0, 0.00 ERA, 25 Ks, 14 IP in MU debut at Buzz Classic. 13 Ks vs. Saint Joe's (2/11). 11 vs. Villanova (2/12).
- Transfer from NC State. Excelled on field & in classroom for Wolfpack. Already graduated with Bachelor's degree in sport management in 3 years at NC State. Working on Master's in communication studies at MU.
- At NC State 3.49 ERA, 31-22 record, 83 appearances, 46 starts, 24 CG, 5 shutouts, 2 saves, 344 Ks & opp. batting avg. of .227 in 341 IP.
- In Wolfpack record book. 4th all-time in Ks-per 7 innings (7.06), 6th in wins, 6th in Ks, 7th-best opp. batting avg., & 10th in ERA.
- In 2020, 17 appearances, 12 starts. Was 10-4 with 89 Ks in 86.1 IP. Ranked as No. 39 pitcher in D1 Softball's Top 100 Analytical Rankings.
- Ranked No. 87 in Softball America Shortened Season Top 100 Players list.
- 1 of 2 pitchers in ACC with double-digit wins in 2020.
- In 2019, 37 appearances, 20 starts, 14-8 record, 153 Ks in 149.2 IP.
- Made collegiate debut against No. 19 Michigan, 4 IP, 3 hits, 3 runs, 4 Ks
- Earned 4-1 win over No. 7 Arizona, allowed 7 hits & struck out 5.
- Career-high 15 Ks in no-hitter of 2-0 win at College Charleston.



## #22 Brianna McCown, So., P, St. Albans, W.Va.

- Yet to appear in 2022 dealing with injury from the fall.
- 13 appearances, 3 starts, 4.27 ERA, 4-1 record 31 Ks, 37.2 IP in 2021.
- 1st collegiate appearance with 5 innings vs. Bowling Green (3/5) settled in with 7 Ks and earned 1st career win.
- Came on in relief in 3 games at MTSU, had 3 Ks in game four.
- 5 IP of relief at FIU with 5 Ks, earned 2nd win.
- 1st career start in game 2 of series at Charlotte (5/8), 6 IP, 5 hits, 3 runs, 5 Ks in win.
- 1st career CG vs. LA Tech in C-USA Tourn. Allowed 5 hits, 2 runs & 3 Ks in win.
- Local star. First attended George Washington HS for three years, then transferred to & graduated from St. Albans HS.
- Pitcher & hitter in prep career.
- In 3 years at George Washington HS, 822 Ks, bat .541 & hit 14 HRs.
- Junior year had 21-4 record, 210 Ks & held opponents to .189 batting avg. On offense hit .519, slugged .954, .587 OBP & 14 HRs.
- 3x 1st team all-state, 3x 1st team all-Mountain State Athletic Conference. Member of Conference champions and state runner-up.
- Also lettered in basketball & volleyball.



## #23 Mya Stevenson, Sr., OF, Mesquite, Texas

- 18 GP, 18 GS in RF, 14 RBI, 14 runs, 4 HRs, 8 2Bs, slugging .771.
- 2-for-2, 2B, HR, 2 runs & 4 RBI vs. UMES (3/5).
- Ended game vs. Saint Joe's (2/11) with solo HR in the 6th.
- 2 games with 2 2Bs in 2022, vs. St. Joe's (2/12) & Fordham (2/20).
- 13th member of MUSB 100 RBI Club (128) 7th all-time at MU.
- 2nd all-time at MU with 44 HRs. 2 ahead of teammate Aly Harrell.
- 33 GP, 32 GS, hit .293, 29 H, 27 R, 8 2Bs, 8 HRs, 20 RBI in 2021.
- Hit 39th career HR with Grand Slam into 3rd floor of parking garage vs. LA Tech & 40th career HR hit vs. Charlotte in C-USA Tourn.
- C-USA play in 2021 hit .385, 20 hits, 13 runs, 7 2Bs, 3 HRs, slugged .692.
- Reached base safely in 27 games including final 13 of season of 2021.
- Career-best 10-game hit streak (4/17-5/8) & hit .484 during span.
- Record-setting slugger, tied for NCAA lead 12 HRs in 2020. Also top 10 in RBI (2nd), HRs per game (3rd), RBI per game (3rd) & total bases (9th).
- Started all 25 games in 2020. Bat .385, 30 hits, 23 runs, 12 HRs, 36 RBI, slugged .910, 71 total bases. Reached base safely in first 22 games, and in every game except one (vs. Bucknell March 8).
- Record-setter in 2019 with 20 HRs, most in NCAA by a freshman during season that year. Drove in 58 runs, 2nd most in team history.
- Hit 2nd cycle in team history at Charlotte 2019 (3/16).
- Career-high 7 RBI twice, vs. Charlotte ('19) & vs. Rutgers ('20).



## #28 Kay Kay Kenney, So., OF, Highland Village, TX

- 13 GP, 6 GS in OF, 6 hits, 5 runs, 7 RBI
- Hit bases-clearing 3B vs. UMES (3/5). 1st career 3B
- 2-for-2 with 3-run HR vs. South Carolina (2/19).
- 20 GP, 5 GS in 2021. Scored 6 runs, 3 hits, 4 RBI, 6 walks.
- Scored 1st career run at Chattanooga (3/20/21) game 2.
- Made collegiate debut vs. Akron (3/3/21). 1st SB vs. Valpo (3/7/21).
- Earned 1st career starts with games 2 & 3 vs. Bellarmine after first appearing in 6 games as pinch runner. Reached base in all 6 plate appearances with 4 walks, reached on an error & 1st career hit was 2-run home run in game three.
- Drove in a run in game 2 of series at FIU (4/24).
- Drew 2 walks, 1 hit & 1 run in game 2 of series at Charlotte (5/8).
- Attended Marcus High School. 3x all-district, 3x named to Dallas/Forth Worth All-Metroplex Team. 2018 Team Defensive Player of the Year.
- Ranked as #73 position player in Extra Innings.
- 78 runs, 82 hits, 24 2Bs, 15 HRs, 39 BBs & bat .369 in HS career.
- Played for highly successful travel ball team. 1st place at 2018 TCS Nationals in Atlanta, 5th place 2019 Colorado Fireworks Power Pool, 5th place 2019 TCS National in Atlanta, 2nd place at USA JO Cup in Spartanburg, S.C., 2020 Texas Fastpitch League Alamo Series Champions.



## #34 Ashley Blessin, So., P, Plant City, Fla.

- 3 appearances, 1 start. 6.1 IP & 3 Ks.
- started vs. South Carolina (2/18). 1.1 IP & 1 K, allowed 4 runs.
- 3 IP with 2 Ks vs. Saint Joseph's (2/12).
- 11 appearances, 7 starts, 4.12 ERA, 35.2 IP & 18 Ks in 2021.
- Complete game win vs. Akron (3/3), tied career-high 7 Ks.
- Complete game win at Chattanooga (3/20), 10th win of career.
- Can field position well, has 7 assists & 3 putouts in 2021. Made 2 great plays at MTSU including scoop from the glove to 1st.
- 16 appearances with 10 starts in 2020. Finished with 7-0 record, 46.2 IP, 2 shutouts, 3.45 ERA, 34 Ks.
- 1st career start vs. Ohio, 4 IP & 2 Ks.
- 1st MU appearance with 1.2 innings of relief to close out win over Bucknell. Allowed 1 hit, 0 runs, 2 Ks.
- 2 shutouts vs. Delaware State & Akron. Allowed just 1 hit vs. Delaware State and 2 vs. Akron. Also had career-high 4 ks in both games.
- Hillsborough County Player of the Year as senior.
- Finished HS career with a 0.65 ERA, 1,059 strikeouts, 634 innings pitched, and an 81-16 record.
- Recorded 379 strikeouts & 20 wins as a senior.
- Plant City HS career records for wins, ERA & Ks.

## MARSHALL SOFTBALL BROADCAST TALKING POINTS



### #43 Aly Harrell, 5th Yr., IF, Gahanna, Ohio

- 18 GP, 18 GS at 1B. Leads team with 22 hits & .612 OB %
- 7 BBs at Camel Stampede with 3 vs. Kent State & Howard.
- Only 2 games not reaching safely, 2/11 vs. Villanova & 3/4 vs. UMES.
- .500 avg., 7 hits, 1 HR, .786 SLG% & .650 OB% at Battle at the Beach.
- 30 GP & started in 2020, hit .415, 39 H, 25 R, 8 2Bs, 10 HR, 17 BBs, slugged .819 and on base .526.
- Hit walkoff 1-run 2B in game 3 of FAU series in 9th. 1st career walkoff.
- Went 4-of-5, 2 runs, 2 2Bs, 1 HR, & 4 RBI
- 3rd at MU 42 career HRs. 2 behind teammate Mya Stevenson.
- 1st OB% (.554), 2nd walks (145), 3rd in RBI (146), 3rd slugging (.733), 3rd HBP (40), & 5th Avg. (.383).
- Has struck out just 30 times in 475 career at bats.
- Great eye at the plate. Over two years (2019-20) more free passes (BBs & HBPs) combined than any other hitter in Div. I with 114 (91 BBs, 23 HBPs). Next closest Bailey Hemphill of Alabama with 86.
- Has started 180-of-185 career games & started 125-straight before missing Chattanooga series in 2021 (contact tracing).
- In 2020 hit .441, 30 hits, 22 runs, 8 2Bs, 5 HRs, 23 RBI, slugged .779, 23 BBs, 6 HBPs & OB% of .602 good for 4th in NCAA.
- Reached base safely in 24-of-25 games in 2020.
- Set MUSB records in 2019, .578 on base percentage, 64 games played & started, 459 putouts, & 10-straight games RBI.




### #44 Katie Adams, 5th Yr. C, Hurricane, W.Va.

- 16 GP, 16 GS, 15 starts at C, 1 at DP 9 hits, 4 2Bs, 3 HR & 12 RBI
- Career-high 3 runs scored vs. Howard (2/25).
- Came out of slump with 1st career grand slam vs. Fordham (2/20).
- Hit 1st of MU's 5 HRs vs. Saint Joseph's (2/11). Also had a 2B.
- 31 GP, 28 GS, 14 at C, 11 at DP and 3 at 1B (Chattanooga). Hit .352, 9 2Bs, 4 HRs, 12 runs & 24 RBI.
- 2-for-2, 2 runs & career-high 3 BBs in game 2 at Chattanooga (3/20).
- Began 2021 season with 4 2Bs out of 5 hits in DH vs. Akron (3/3).
- Drove in 3, scored 2 runs & stole 1 base. Also threw out 2 potential base-stealers, 1 in each game of DH.
- Has 3 career games with 2 2Bs, all against Akron. The other in 2020, was intentionally walked after the 2 2Bs in that contest.
- Drove in a run in 4-straight games (4/24-5/8) with 8 total.
- Hit 4th HR of season vs. Charlotte in C-USA Tourn.
- 21 GP, 19 GS in 2021, 16 at C 3 at DP in 2020. Hit .377, 23 hits, 16 RBI, 5 2Bs, 3 HRs, 8 runs. Career-high 5 RBI vs. Howard (2/29).
- Finished 2020 on 10-game hitting streak. During stretch hit .467, 11 RBI, 4 2Bs & 3 HRs. Reached base safely in last 11 games of season.
- Hit 1st career HR at Norfolk State (3/1).
- Drilled a line drive HR to center at No. 11 Kentucky (3/11).
- Appeared in 44 games with 26 starts in 2019.



### #48 Bub Feringa, Fr., P/UT, Glendale, Ariz.

- As pitcher, 3 APP, 1 GS, 7.0 IP, 4.00 ERA, 1-0 & 4 Ks
- Total 12 GP, 5 GS, 2 starts at 3B, 1 LF. .333 avg., 8 RBI, 2 2Bs, 1 HR
- 1st career start at 3B vs. Howard (2/25), 3 asts, 1 run, 1 RBI
- 1st career Pitching start vs. Howard (2/26), 5 IP, 2 Ks, & 1st win.
- 1st career AB, pinch hit at Coastal Carolina (2/19), hits 2-run HR. 1 of 5 players in MUSB history to begin career with a HR in 1st career AB.
- Made collegiate pitching debut vs. Villanova (2/11). 1.1 IP, 1 K
- Starred in the circle & at the plate. 2x Peoria Unified School District PoY, 3x First Team All-State, 4x All-Conference. Senior named West Valley Preps PoY, Arizona 4A West Valley Region PoY & Defensive PoY.
- Senior year had 13 wins, 0.95 ERA & 115 Ks. At the plate hit .644, 37 RBI, 16 2Bs & 6 HRs.
- Helped HS to 4A Arizona State Championship runner-up finish twice.
- Academically ranked in top 10-percent of her class.
- Older sister Briley had successful collegiate career as a catcher at Harding University, over 140 hits, 44 runs, 18 2Bs, 10 HRs, 80 RBI. Set program record in 2019 with 19 runners caught stealing.
- Also lettered in badminton (varsity singles & doubles) and was the No. 1 singles for varsity for two years.



### #49 Brooklyn Ulrich, Fr., IF, Mesa, Ariz.

- 7 GP off the bench as a pinch runner & at 2B.
- Very energetic player with plenty of passion on field.
- 1st career defensive & plate appearance vs. Howard (2/26). Had 1 putout at 2B and drew a walk. 1st career SB after walk.
- Made collegiate debut & scored 1st career run vs. Villanova (2/11).
- Graduated from Red Mountain HS after first attending Westwood HS.
- Accolades in 2021 include Female Scholar Athlete, Defensive Player of the Year and Second Team All-State.
- Senior year hit .397, 27 hits, 20 runs, 21 RBI, 4 2Bs, 6 3Bs & 3 HRs.
- Off to great start as a junior before COVID canceled remainder of season. Had 8 runs, 3 2Bs, 1 HR & 7 RBI in just 9 games.
- In HS career hit .365, 97 hits, 75 runs, 65 RBI, 15 2Bs, 12 3Bs & 5 HRs.
- Helped club team to a PGF Premier berth by driving in the winning run. Came to plate with runners at 2nd & 3rd with two outs.
- Also played varsity badminton.



### #77 Madison Whitaker, 5th YR., IF, New Palestine, Ind.

- 8 GP, 5 GS, 4 starts at SS, 1 at 2B
- Hitting .385, 5 hits, 1 HR, 3 RBI. Been in & out of lineup with injury.
- Hit line drive 2-run HR vs. Saint Joseph's (2/11). 10th of career.
- Suffered injury vs. Villanova (2/11), did not play day 2 at Buzz Classic.
- 26 GP, 14 GS, hit .176, 9 hits, 6 runs, 6 RBI, 4 2Bs & 1 HR in 2021.
- Split time at 2B with Armani Brown. 4 games at SS & 4 at 3B.
- Tied MUSB single-game record with 8 assists in game 2 at MTSU while playing SS. Listed starter at 2B, moved to SS in bottom of 1st after Sierra Huerta left with injury. Added 6 putouts as well.
- Hit 1st HR with MU in game 3 vs. Bellarmine (3/28). Scored 3 runs to tie collegiate career-high (vs. UL-Monroe 2/10/19).
- Collected 3 hits & 2 RBI game 2 at Chattanooga (3/20).
- Transfer from Wright State. Played in 106 games with 105 starts from 2018-20. Finished with 86 hits, 43 runs, 16 2Bs, 2 3Bs, 8 HRs & 53 RBI.
- Named to 2018 Horizon League All-Freshman Team.
- Started 53 games as a freshman, finished 2nd on team with 41 hits, 8 2Bs, 3 HRs & 23 RBI. Struck out fewest times of regular starters for Raiders with just 15 in 168 at bats. Led team with 100 assists. Tied career-high with 3 hits, 2 RBI & 3rd HR of year at Detroit Mercy.

## Marshall Softball Core Values

We Are Tough

We Are Selfless

We Are Committed

We Are Unbreakable

We Are Family

**We Are...Marshall Softball**



## MARSHALL SOFTBALL BROADCAST TALKING POINTS - COACHES



### Head Coach Megan Smith Lyon, 4th Season, Overall Division I record: 407-271/Overall Collegiate Record: 486-312

- Third season with Marshall after being hired in July of 2018 as the fourth head coach in Marshall softball history.
- Marshall record is 93-47. Has quickly established Marshall as a powerful offensive threat. After setting program record with 79 home runs in 2019, then in 2020 Herd led NCAA in home runs per game with 1.92 (48 total) and was on pace for over 100 before remainder of year was canceled due to COVID-19 pandemic.
- Herd bats hit 150th home run during coach Smith Lyon's tenure in game two vs. Bellarmine on March 27. It was just the 103rd game of her time at Marshall.
- MU has hit 197 home runs in 140 games in tenure, an average of 1.41 per game. 19 different players have hit a HR in that span.
- Became the fastest coach in program history to reach 50 wins (76 games) with 8-0 victory over Rhode Island on Feb. 23, 2020.
- Won 1st game with the Herd in MU debut vs. UC-Riverside, 5-2 win (Feb. 8). Went 4-1 during the first tournament at the helm for Marshall.
- Earned 400th career coaching win Feb. 16, 2019 with 10-1 victory over Presbyterian. Herd also tied single-game, program record with 5 HRs in the win.
- Spent the past nine seasons as the head coach at Kansas University. Recorded six 30+ win seasons including a 40-15 mark in 2015. Finished with 273 wins.
- Took the Jayhawks to NCAA Regionals in 2014 & 2015. In 2015 the team spent 7-consecutive weeks ranked in the top 25.
- Kansas led the Big 12 and the nation with a conference record .345 batting average. Also set team records with a .979 fielding percentage in 2014 (2nd highest nationally), and 60 home runs in 2011.
- Team sported a 20-game winning streak in 2012.
- Boasted an 11.5 game won-loss record improvement in 2011 from the year before, the 16th-best turnaround in NCAA history. Kansas opened the season with a 26-3 record, the best start in program history.
- While at Kansas, the Jayhawks had one All-American, one Academic All-American, 20 All-Big 12 selections, 20 NFCA All-Region selections, 50 All-Big 12 Academic Team honorees, three Big 12 Scholar Athletes of the Year and three players taken in the NPF Draft.
- Actually coached against Marshall in her first season at Kansas, during the Florida Lipton Invitational hosted by the Florida Gators. Marshall won the first matchup 7-3 on Feb. 19 and then the Jayhawks won the second contest, also by a score of 7-3, on Feb. 21.
- Started the softball program at Western Carolina and finished with a 41-20 record in the first season (2006) and a 16-4 Southern Conference mark and was named SoCon Coach of the Year. The Catamounts won regular season title along with 6 players named all-conference (5 1st team), 2 All-Region 2nd team and the 2006 Pitcher of the Year (Mendy McKenzie). Western Carolina broke conference single season home run record with 81 and ranked 3rd in NCAA in home runs per game, 14th in slugging percentage and 19th in scoring.
- Spent two seasons as the head coach at Young Harris and had a 79-41 record. Finished as the NJCAA Regional Runner-up both years.
- Prior to coaching at Kansas, spent three seasons as an assistant at LSU under Yvette Girouard. Tigers won the 2007 SEC Tournament, the Stanford Regional in the NCAA Tournament and finished the year with 55 wins. LSU ended the regular season 3rd in the ESPN/USA Today Poll.
- Also an assistant coach at Charlotte in 2003 and for her alma mater UNC in 2004. The Tar Heels made the NCAA Tournament (Waco regional) that season.
- Played third base at UNC for Donna J. Papa from 1996-99. Still listed fifth all-time in career assists with 380. Team finished first in the ACC in 1996 and 1998. Won 30+ games in a season three times, record of 125-106 during playing days.
- Also played against Marshall three times as a player at UNC. The Tar Heels won two of the three games. UNC won the first 3-2 on Feb. 25, 1996. Marshall won the second, 1-0, Feb. 21, 1997. UNC took the third one, 8-0 on March 14, 1997.
- Married assistant coach Corey Lyon on May 22, 2020.



### Assistant Coach Corey Lyon, 4th Season (Coaching 3rd Base)

- Has helped push Marshall to powerful offensive threat. MU has hit 197 home runs in 140 games in tenure. Herd led NCAA in 2020 in home runs per game at 1.92.
- Helped lead Herd to one of its largest win-improvements in team history with a offensive record-breaking season in 2019.
- Marshall tied or broke a total of 30 records in 2019.
- Spent the past four seasons as the head coach at UL-Monroe.
- Warhawks totaled 111 wins including two 30+ win seasons.
- During tenure had 10 players named to the All-Sun Belt Conference teams, two NFCA All-Region selections and six players chosen by the Louisiana Sports Writers Association for All-Louisiana recognition. Team earned the Sun Belt Conference Team GPA Award in 2015 & 2016.
- Broke several school offensive records including team batting average, RBI in a season, runs scored in a season, hit by pitches in a season, team slugging percentage, on base percentage and most runs scored in a game. Finished 2018 season in the top 30 in the nation in batting average, scoring and stolen bases.
- In 2015, UL-Monroe finished second in the country with 143 stolen bases. Just 10 steals behind Marshall for the top spot.
- Also coached at Southern Arkansas University (2011-14) and led program to its first winning season in 9 years. 90 wins in 3 years was the most in program history over a 3-year span. The Lady Muleriders set 31 school records and won the 2014 Great American Conference Tournament to qualify for the 1st Division II NCAA Tournament in program history.
- Previous coaching experience includes four seasons at Paris Junior College (Texas) where he compiled a 125-53 record.
- Married head coach Megan Smith on May 22, 2020



### Assistant Coach Maddie Holub, 4th Season

- Helped direct of the biggest win-turnarounds in program history in 2019, a return to the C-USA Championship game and first trip to the NISC.
- Coached Marshall's pitching staff to break a 22-year old team record with 16 shutouts in 2019. Herd has total of 30 shutouts during tenure.
- Mentored Abigail Tolbert in senior season who was named Second Team All-C-USA and to C-USA All-Tournament Team in 2019.
- Was named to the Fort Hays State Athletics Hall of Fame in October of 2019.
- Spent the previous four seasons before coming to Marshall as the pitching coach at Saint Leo University (Saint Leo, Fla.).
- Helped the Lions to back-to-back NCAA Division II postseason appearances and reached the World Series in 2018.
- Saint Leo never won fewer than 37 games during her tenure. Coached Stephanie Adkins who won back-to-back Sunshine State Conference Pitcher of the Year honors. Team also featured five pitchers in a three-year span named all-conference. Her pitching staff ERAs stayed below 2.04 during all four years. Highlighted by a 0.93 staff ERA in 2016 that garnered the National Statistical Championship. Team averaged 16 shutouts per season.
- Prior to Saint Leo, Maddie coached at Fort Hays State, her alma mater. The Tigers were ranked as high as No. 13 in the country during time on staff.
- Also coached overseas in Collecchio, Italy with the Collecchio Softball 17U and 10U squads.
- Still holds career records at Fort Hays State as a pitcher and hitter with hits (255), runs scored (183), RBI (160), home runs (46), wins (77) and strikeouts (974). Her name also appears in many other top-10 categories. She tossed 7 no-hitter and shared in an 8th. Contributed to 2 perfect games.
- 4-time all-conference honors as well as the Mid-America Intercollegiate Athletics Association Player and Pitcher of the Year as a senior in 2013.



### Volunteer Assistant Sam Boone, 2nd season (Coaching First base)

- 2nd season on the Herd staff. Assists in all capacities with practice, game, travel and video.
- Herd hit 50 home runs and 60 doubles, slugged .538 (2nd-best in team history), during 1st season with the team in 2021.
- Former Marshall baseball player from 2017-19. Appeared in 24 games as a relief pitcher.
- After playing career, was assistant baseball coach and recruiting coordinator at Shoreline Community College. Also instructor at Base by Pros in Lynnwood, Wash., in charge of research and development on the pitching front, while giving lessons to athletes.
- Appeared in three games in 2017 before season-ending injury, had five strikeouts in three innings. Season-high 2 Ks at Georgia State & Virginia Tech.
- In 2018, appeared in 7 games working his way back from Tommy John Surgery. Season-high 3 Ks vs. Ohio & WVU. Pitched 3.2 innings vs. Ohio, allowing one run & one hit.
- In 2019, appeared in 14 games all out of the bullpen. Did not give up an earned run in his first 8 appearances, total of 11 innings pitched. Finished season with 19 Ks in 15.1 innings. Record a win against Iona (Feb. 23) and a save vs. Eastern Michigan (March 9).
- Prior to playing for Herd, spent 2015 season at Washington State and then 2016 at Shoreline Community College (Washington).
- For Washington State, appeared in 2 games with 1 total inning and 2 strikeouts.
- With Shoreline Community College, started all 6 of his appearances, pitched 37.2 innings with a 3.34 ERA and 47 strikeouts, 2-3 record.

**Nester No-Hits Mastodons**

Sydney Nester was dominant once again to start Marshall off on the right foot during its home-opener against Purdue Fort Wayne on March 3. Nester pitched all five innings of the Herd's 11-0 win with 11 strikeouts and did not allow a hit. It was her first no-hitter in a Marshall uniform and the second of her collegiate career, first since 2019 against College of Charleston while with NC State. The Mastodons did get three runners on in the third off a dropped strike three, one Herd error and a walk. Nester proceeded to strike out the next batter to end the inning and keep the shutout, as well as the no-hitter, going. She retired the next six batters over the last two innings, with four by strikeout.

**Offense Sets Hits in an Inning Record**

Marshall has been having some explosive innings lately, and the first inning against Purdue Fort Wayne in the home-opener was no exception. The Herd bats set a team record with 10 hits in the first as 14 batters came to the plate, resulting in nine runs. The Mastodons threw a total of 54 pitches.

The 10 hits bested the old record of nine from the 6th inning against Western Michigan, all the way back on May 12, 2005, in the Mid-American Conference Tournament. Marshall won that crazy game 13-12. In the 2022 home-opener, the Herd smashed three home runs to drive in seven of the runs, had two doubles and five singles.

Lauren Love opened the inning with a walk and was followed by singles from Aly Harrell (1) and Saige Pye (2). The hit from Pye scored Love for the first run. Two batters later, Rielly Lucas (3) hit a double to left that scored by Harrell and Pye. Next, Katie Adams (4) hit a 2-run homer to right that gave the Herd a 5-0 lead. Two batters later and with two outs, Camryn Michallas (5) kept it going with a single, followed by another base hit from Alex Coleman (6). Love (7) stepped back up to the plate and hit a 3-run homer to right-center. Marshall now led 8-0. Harrell (8) came through with her second hit of the inning with a double and Pye (9) belted a two-run shot to left. The home run was the final run of the inning, however the record-breaking 10th hit came next from Mya Stevenson with a single up the middle.

**Nester Sets Herd Record - Fastest to 100 Strikeouts**

Sydney Nester is proving to be a wonderful addition to the Herd by dominating in the circle. Through her incredible start, the redshirt junior set a team record as the fastest pitcher in Marshall softball history to reach 100 strikeouts. Nester completed the feat in her 12th outing and 58 innings pitched for the season. Her 100th strikeout came in the sixth inning against Maryland Eastern Shore on March 4. It was her eighth of the game. She finished with nine.

The old record was 63 innings by Jordan Dixon in 2015. Dixon accomplished the feat on Feb. 21 against Auburn. It was her 12th outing of the year as well and number 100 came on the very first batter in the first inning.

**Herd Tosses Four-Straight Shutouts**

Marshall's pitchers and defense was clicking on all cylinders during the Thundering Herd Round Robin, March 3-5. The Herd tallied four-straight shutouts and allowed just one run through five games. The four-straight blankings is the most since four-straight toward the end of the 2019 season, May 4-9. It is also tied for the second-longest streak in team history. Back in 2001, Marshall had five-straight shutouts, April 22-28. The Herd blanked Akron in a doubleheader, then Liberty in another doubleheader and the first of a three-game series with Buffalo.

**Shutout #1 - vs. Purdue Fort Wayne** - Sydney Nester threw a no-hitter and struck out 11

**Shutout #2 - vs. Purdue Fort Wayne** - Cailey Joyce pitched all 5 innings, allowed 3 hits, no walks and struck out 7

**Shutout #3 - vs. Maryland Eastern Shore** - Sydney Nester pitched all 7 innings, allowed 3 hits, no walks and struck out 9

**Shutout #4 - vs. Winthrop** - Sydney Nester pitched all 7 innings, allowed two hits, 1 walk and struck out 11

The Herd was close to a fifth-straight shutout in the final game against Maryland Eastern Shore. Cailey Joyce had another great game throwing all 5 innings, allowed five hits, no walks and struck out six. However, the Hawks scored one run in the top of the fifth. Marshall won 14-1 and outscored its opponents 43-1 in the tournament.

**Marshall Offense Has Another Big First Inning**

Three times this season, Marshall has gone off for at least nine runs in the first inning. The first was versus Howard at the Camel Stampede on Feb. 25. Marshall went through 14 batters, tallied eight hits and scored nine runs. The second was against Purdue Fort Wayne on March 3. The Herd went through 14 batters again, set a team record with 10 hits and scored nine runs. The third came two days later on March 5 versus Maryland Eastern Shore. Marshall saw 14 batters come to the plate again, had nine hits and scored nine runs. The third time was highlighted by a bases-clearing triple from sophomore Kay Kenney. The right-hander was sent in to pinch hit for Alex Coleman with the bases loaded and ripped a shot down the left field line. The ball curved into the corner and ricocheted off the fence and back into fair territory. Bub Feringa, Rielly Lucas and Autumn Owen all crossed the plate as Kenney recorded her first career triple.

**Racing Each Other to Chase Down History**

Fifth-year senior Aly Harrell and senior Mya Stevenson continue to battle their way up the Marshall career home run charts. Stevenson currently leads the friendly battle with 44, while Harrell is right behind with 42. Stevenson is second and Harrell is third. Since 2021, the two players have kept trading spots on who is the Herd's

active leader. Harrell and Stevenson entered the 2022 season tied at 40. Harrell took the lead first with No. 41 in the opener against Saint Joseph's. Stevenson later tied Harrell in the same game, and then took the lead the next day against Villanova. However, both players are still chasing down the Herd's all-time leader in four-time All-American, and Marshall Athletics Hall of Famer, Rachel Folden (2005-08) who finished with 58.

**Marshall's All-Time Home Run Leaders**

1. Rachel Folden - 58 (225 games 2005-08, avg. 1 HR/3.88 games)
2. Mya Stevenson - 44 (137 games 2019-Pres., avg. 1 HR/3.11 games)
3. Aly Harrell - 42 (185 games 2018-Pres., avg. 1 HR/4.40 games)

**Nester Dominates Camel Stampede, Named C-USA Pitcher of the Week Second Time**

Sydney Nester has been on a tear to begin her career at Marshall. At the Camel Stampede Nester tossed 29 more strikeouts in 16 innings through three appearances. She started against Kent State on Friday and finished with 12 strikeouts, allowed two hits, one run and took the loss as the Herd fell 1-0. Nester came in against Howard on Saturday in the sixth inning, got Marshall out of a jam and finished with four more strikeouts in two innings, out of six batters faced. In the final game of the weekend against the home team, Campbell, Nester blew down the Camels with 13 strikeouts tying her season-high. The win was her fifth of the year and her fifth game with 10 or more strikeouts. Nester had four games of 10+ Ks in three years at NC State.

**Marshall Offense Explodes Versus Howard**

In the Herd's first game against Howard at the Camel Stampede, Marshall rebounded from a 1-0 loss to Kent State by scoring 15 runs off 14 hits in a 15-2 win over the Bison. The 15 runs tied for the fourth-most in a game in team history. Of the 14 hits, none left the park and there were just three doubles.

The Herd scored 10 runs in the first inning off eight hits with 14 batters coming to the plate. It was the third time since 2000 that Marshall scored double-digit runs in an inning and the first since putting up 11 in the first inning on March 6, 2010, versus Delaware at Dot Hicks Field. Marshall's eight hits are tied for the second-most in an inning since 2000, and the most since tallying eight in the fifth inning on May 2, 2018, at Louisville.

**Pye Goes Deep Twice on Saturday at Camel Stampede**

Fifth-year senior Saige Pye helped the Herd slug its way to two more wins on the final day of the Camel Stampede. Pye belted a towering shot in the top of the seventh against Howard that felt as if it was in the air for an eternity, before finally falling beyond the wall in left. The three-run shot gave the Herd a 7-2 lead on the way to a 9-2 victory.

Against Campbell, Pye launched another homer that cleared the wall a lot faster for a two-run bomb in the fifth. Marshall was leading the home team 3-2 before the blast and went on to win 6-3. Pye has now hit 19 home runs in her collegiate career with 18 coming in a Marshall uniform. Her first collegiate homer came in 2018 against Pitt as a freshman at Georgia Tech.

**Love Has a Day at the Plate**

On Friday against Howard at the Camel Stampede, freshman Lauren Love finished the day 4-for-4 at the plate with three runs and three RBI. In the 10-run first inning, Love had two hits and scored twice as well. She was one of three players to reach base twice in the inning with Mya Stevenson and Katie Adams the others. Love continued in the third inning with a leadoff single to center and then scored on a double from Stevenson. Love's final at bat came in the fourth and this time she ripped a double to right-center that scored Alex Coleman for the Herd's 15th run of the game.

Lauren Love is the first Marshall freshman to have four hits in a game since Mya Stevenson hit for the cycle at Charlotte on March 16, 2019, and the ninth to achieve the mark since 2000.

**Freshmen with 4 Hits in a Game Since 2000**

- Dana Black vs. Liberty, Feb. 24, 2001
- Sierra Davenport at Toledo, April 7, 2001
- Amanda Williams vs. Winthrop, March 16, 2003
- Deanna Tourville vs. Ohio, April 16, 2005
- Rachel Folden at Ball State, April 25, 2005
- Joselyn Bitner at Memphis, April 29, 2006
- Elicia D'Orazio at Charlotte, March 22, 2015
- Mya Stevenson at Charlotte, March 16, 2019
- Lauren Love vs. Howard, Feb. 25, 2022**

**Welcome to NCAA Softball Bub Feringa**

Freshman Bub Feringa had made two appearances in the circle before getting her first shot at the plate with an at bat. Feringa starred both as a pitcher and a hitter at Cactus High School in Glendale, Arizona. Her first plate appearance came with a pinch hit in the top of the seventh against Coastal Carolina.

With a 1-1 count, Feringa belted a two-run home run out to right-center, two runs that proved to be the difference after the Chanticleers put together a furious comeback in the bottom of the seventh. Feringa joined exclusive company in Marshall softball history, becoming just the fifth player since 2000 to begin a career with a home run in their very first plate appearance, and the first since 2016.

**Home Runs in First Plate Appearance**

- Amanda Lara - Feb. 11, 2011 vs. USF (lost 8-4)
- opened the game with a solo shot, only HR of MUSB career
- Taylor Winton - Feb. 11, 2011 vs. USF (lost 8-4)
- entered to pinch hit in the seventh, solo shot, 8 career HRs
- Taylor Estes - Feb. 28, 2014 at Coastal Carolina (lost 10-1)

**Multi-Hit Games**

| Name      | 2022 | 3+ | '22-best | Career total   |
|-----------|------|----|----------|----------------|
| Harrell   | 7    | 1  | 3        | 48             |
| Stevenson | 6    | -- | 2 (6x)   | 39             |
| Pye       | 5    | 2  | 3 (2x)   | 28             |
| Love      | 5    | 2  | 4        | 5              |
| Owen      | 3    | -- | 2 (3x)   | 27 (24 at GWU) |
| Adams     | 2    | -- | 2 (2x)   | 22             |
| Chelemen  | 2    | -- | 2 (2x)   | 17             |
| Brown     | 1    | -- | 2        | 27             |
| Whitaker  | 1    | -- | 2        | 24 (22 at WSU) |
| Kenney    | 1    | -- | 2        | 1              |
| Lucas     | 1    | -- | 2        | 1              |
| Feringa   | 1    | -- | 2        | 1              |
| Michallas | 1    | -- | 2        | 2 (1 at Akkr.) |

\*career-high or tied career-high

**Multi-Runs Scored Games**

| Name      | 2022 | 3+ | '22-best | Career total |
|-----------|------|----|----------|--------------|
| Harrell   | 5    | -- | 2 (5x)   | 22           |
| Love      | 5    | 1  | 3        | 5            |
| Stevenson | 3    | -- | 2 (3x)   | 27           |
| Pye       | 3    | -- | 2 (3x)   | 10           |
| Adams     | 1    | 1  | 3        | 4            |
| Michallas | 1    | -- | 1        | 2            |
| Coleman   | 1    | -- | 2        | 1            |
| Owen      | --   | -- | --       | 18 (at GWU)  |
| Chelemen  | --   | -- | --       | 10           |
| Brown     | --   | -- | --       | 7            |
| Whitaker  | --   | -- | --       | 6 (5 at WSU) |
| Kenney    | --   | -- | --       | 1            |

\*career-high or tied career-high

**Multi-RBI Games**

| Name      | 2022 | 3+ | '22-best | Career total   |
|-----------|------|----|----------|----------------|
| Pye       | 6    | 3  | 4        | 20             |
| Love      | 5    | 2  | 4        | 5              |
| Harrell   | 3    | 2  | 3 (2x)   | 37             |
| Stevenson | 3    | 2  | 4        | 31             |
| Adams     | 3    | 1  | 4        | 17             |
| Feringa   | 3    | -- | 2        | 3              |
| Michallas | 2    | -- | 2 (2x)   | 4              |
| Kenney    | 2    | 2  | 3 (2x)   | 3              |
| Lucas     | 2    | -- | 2 (2x)   | 2              |
| Whitaker  | 1    | -- | 2        | 14 (12 at WSU) |
| Chelemen  | 1    | -- | 2        | 6              |
| Coleman   | 1    | -- | 2        | 1              |
| Owen      | --   | -- | --       | 16 (at GWU)    |
| Brown     | --   | -- | --       | 4              |

\*career-high or tied career-high

**Hitting Streaks**

| Name      | '22-best | Current | Career-best     |
|-----------|----------|---------|-----------------|
| Harrell   | 7        | 2       | 7 (2020 & '22)  |
| Michallas | 6        | 6       | 6 (2022)        |
| Pye       | 6        | 1       | 12 (2021)       |
| Whitaker  | 4        | --      | 6 (2019)        |
| Love      | 4        | 3       | 4               |
| Feringa   | 4        | 4       | 4               |
| Stevenson | 3 (2x)   | 1       | 10 (2019 & '21) |
| Chelemen  | 3        | --      | 6 (2021)        |
| Owen      | 3        | 3       | 6 (3x in 2019)  |
| Adams     | 2 (2x)   | --      | 10 (2020)       |
| Kenney    | 2        | 1       | 2 (2022)        |
| Lucas     | 2        | --      | 2               |
| Coleman   | 2        | --      | 2               |
| Brown     | 1        | 1       | 6 (2019)        |

**Reaching Base Streaks (H, BB, HBP, FC, E)**

| Name      | '22-best | Current | Career-best     |
|-----------|----------|---------|-----------------|
| Harrell   | 13       | 2       | 24 (2019)       |
| Michallas | 10       | 10      | 10 (2022)       |
| Pye       | 11       | 2       | 24 (2020)       |
| Love      | 9        | 9       | 9               |
| Lucas     | 9        | 9       | 9               |
| Adams     | 8        | --      | 15 (2020)       |
| Stevenson | 5        | 5       | 22 (2019 & '20) |
| Whitaker  | 4        | --      | 6 (2021)        |
| Kenney    | 4        | 1       | 4 (2022)        |
| Feringa   | 4        | 4       | 4               |
| Owen      | 3 (2x)   | 3       | 15 (2019)       |
| Chelemen  | 3 (2x)   | --      | 9 (2020 & '21)  |
| Coleman   | 3        | 2       | 3               |
| Ulrich    | 1        | 1       | 1               |
| Brown     | 1        | 1       | 19 (2020)       |

**Scoring a Run Streaks**

| Name      | '22-best | Current | Career-best    |
|-----------|----------|---------|----------------|
| Pye       | 5        | 1       | 5 (2022)       |
| Love      | 5        | 2       | 5              |
| Stevenson | 4        | 4       | 7 (2019)       |
| Harrell   | 4        | 2       | 6 (2021)       |
| Michallas | 4        | --      | 4 (2022)       |
| Kenney    | 3        | 1       | 4 (2021)       |
| Feringa   | 2 (2x)   | 1       | 2              |
| Owen      | 2 (3x)   | 2       | 6 (2019 & '20) |
| Adams     | 2 (3x)   | --      | 3 (2020)       |
| Chelemen  | 2        | --      | 4 (2020 & '21) |
| Lee       | 2        | 1       | 2              |
| Ulrich    | 2        | --      | 2              |
| Lucas     | 2        | 1       | 2              |
| Coleman   | 2 (2x)   | 2       | 2              |
| Whitaker  | 1        | --      | 6 (2019)       |
| Brown     | 1        | 1       | 4 (2019)       |



## HERD NOTES

entered to pinch hit in the fifth, solo shot, only HR of career  
**Briana Daiss** - Feb. 14, 2016 vs. Alabama State (Won 4-2)  
 entered to pinch hit in the bottom of the eighth with the game tied at 2-2, hit a walkoff 2-run HR, 26 career HRs  
**Bub Feringa** - Feb. 19, 2022 at Coastal Carolina (Won 9-7)  
 entered to pinch hit, drove in Kay Kay Kenney

### Kenney Takes Advantage

Sophomore Kay Kay Kenney entered the Herd's Saturday game against South Carolina off the bench to fill in for an injury after Madison Whitaker went down. Lauren Love was in left field and moved to the infield, and Kenney took left. With her first at bat against the Gamecocks in the third, and two outs, Kenney sent a screamer over the fence in center for a 3-run home run. It was the second homer of her young career. She finished the game with two hits and a hit-by-pitch. Kenney started the nightcap against Coastal Carolina and had an RBI double and scored a run. Against Fordham, the Highland Village, Texas, native reached on a walk and scored as well.

### Adams Ends Slump with a BANG

Fifth-year senior Katie Adams was experiencing an early season slump through the Battle at the Beach (Feb. 18-20), going 0-for-12 through the first four games. She only reached base with a hit-by-pitch in the second game against Coastal Carolina and later scored a run. Several times through the first four games, Adams made solid contact but unfortunately for her, the ball went straight to a defender who made the play. Finally, in the last game of the weekend against Fordham, Adams came to the plate in the third with the bases loaded. On an 0-2 count, Adams cranked a shot to right-center for a grand slam. It was the first grand slam of the season for Marshall and the first of Adams' career. Marshall went on to win 8-0.

### Nester Dominates Buzz Classic, Named C-USA Pitcher of the Week

Redshirt junior, and transfer from North Carolina State, Sydney Nester announced her arrival to the Herd like a buzzsaw going through the opposing batters at the Buzz Classic, Feb. 11-12. Nester finished the weekend 3-0 with 25 strikeouts and did not allow a run across 14 innings. She gave up just six hits, one walk, one hit batter and an opponent batting average of .125.

Nester started off with 13 strikeouts in six innings against Saint Joseph's, just two away from her career-high. She earned her first Herd win with the complete-game, 8-0 shutout. Nester kept it going with 11 more strikeouts on Saturday with another shutout against Villanova. She retired the final eight batters of the game as the Herd won 8-0 in five innings. Finally, Nester pitched the final three innings of Marshall's comeback win over Saint Joseph's Saturday night. She struck out one more batter and allowed only two baserunners.

Nester became the Herd's first pitcher to throw double-digit strikeouts in a game since Jordan Dixon fanned 10 on April 21, 2017, at Virginia Tech. Nester became the first Marshall pitcher to win her first three outings of the season since Dixon accomplished the feat in 2015. The right-hander also became the first Herd pitcher since 2000 (single game records are incomplete prior to 2000) to open a season with back-to-back double-digit strikeout performances. Dixon was the last to tally 10 or more Ks in back-to-back games, sitting down 10 versus Hampton and then 10 more against Towson in a doubleheader at the Tar Heel Classic on Feb. 25, 2017.

### Herd Ties MU Single Game HR Record...Again

Marshall opened 2022 with five home runs against Saint Joseph's, an all-time best in a season-opener, and tied the program record for a single game. It was the fifth time in team history that the mark has been reached, and the fourth time under Head Coach Megan Smith Lyon. Katie Adams got it started with a solo shot in the second to left-center. Aly Harrell belted a solo homer in the fourth to almost the same spot as Adams. Madison Whitaker opened a high-scoring inning for MU in the fifth with a two-run, laser line drive over the wall in center. Saige Pye smashed the fourth homer of the game with a 3-run blast, also in the fifth, off the foul pole in left. Mya Stevenson hit a solo shot to right to tie the record and end the game, 8-0, in the sixth.

### Games with Five Home Runs

**April 9, 2014 at Northern Kentucky (game 1 of DH)**  
 - Shaelynn Braxton (3), Savannah Webster (1), Raquel Escareno (1)  
**Feb. 16, 2019 vs. Presbyterian**  
 - Aly Harrell (2), Mya Stevenson (1), Sierra Huerta (1), Hannah Giammarino (1)  
**Feb. 28, 2020 vs. Delaware State**  
 - Mya Stevenson (2), Sierra Huerta (2), Saige Pye (1)  
**March 11, 2020 at No. 11 Kentucky**  
 - Saige Pye (2), Katie Adams (1), Grace Chelemen (1), Sierra Huerta (1)

### Love Comes Up Clutch

Marshall freshman Lauren Love came through in two big moments for the Herd during the Buzz Classic. In her first collegiate plate appearance, Love came in to pinch hit in the top of the fifth inning with a runner at second, two outs, and Marshall facing the mercy rule trailing Villanova 8-0. If the Herd wanted a chance to move the game on to try and comeback, it needed at least one run. Love stepped to the plate facing preseason All-American Paige Rauch and battled with the fifth-year senior for a 10-pitch at bat. On the 10th pitch, Love delivered a base hit into centerfield that scored fellow freshman Brooklyn Ulrich from second. Unfortunately, the Herd allowed the Wildcats to score one more run in the bottom of the fifth to end the game, 9-1.

Love was not done with her clutch hits. Against Saint Joseph's on Saturday night, Love came to the plate in the top of the sixth with classmate Alex Coleman at second, two away, and the Herd trailing 4-3. Love took the first pitch of the at bat over the fence in right for

her first career home run. The 2-run shot gave Marshall the lead, 5-4, as the Herd went on to win 6-4.

### Marshall at Georgia Tech Sunday Contest Canceled

Marshall softball's team bus was involved in an accident following the Thundering Herd's 6-4 win over Saint Joseph's, Saturday night (Feb. 12) at the Buzz Classic in Atlanta.

Two individuals from the travel party were treated for minor, non-life threatening injuries and released from a local hospital Sunday morning following the accident.

Out of an abundance of caution, Marshall and Georgia Tech have made the decision to cancel today's scheduled 1 p.m. game and the Thundering Herd will return to Huntington later today (Feb. 13).

### Season Outlook

Marshall finished the 2021 season with a 20-13 record. Despite also playing two games in the Conference USA Tournament, the Herd played fewer games last season than any other league team due to COVID and scheduling restrictions. UTER, who did not make the postseason tourney, played the next fewest at 37.

Coming off the 2021 season, Marshall looks to replace departed veterans Blakely Burch, Sierra Huerta, Laney Jones and Megan Stauffer.

However, the Herd returns an experienced, and very dangerous lineup. Back for another round with the Green & White are fifth year seniors Aly Harrell, Katie Adams, Armani Brown, Saige Pye and Madison Whitaker. Followed next by seniors Mya Stevenson, Grace Chelemen and Camryn Michallas. Redshirt junior pitcher Cailey Joyce returns after her first season in Huntington in 2021. Junior pitcher Ashley Blessin and sophomores Kay Kay Kenney and Brianna McCown are back as well. Amaya Lee returns after missing all of 2021 with a shoulder injury.

Newcomers to town are led by two transfers in redshirt juniors Sydney Nester and Autumn Owen. Nester, a right-handed pitcher, starred for North Carolina State for three seasons. Owen, a catcher, comes from Gardner-Webb where she nearly rewrote the record book as a freshman in 2019. Owen missed all of last season with an injury. Both Nester and Owen have two years of eligibility remaining.

The freshman class brings six new faces that possess great talent, add incredible depth, and keep the future looking bright for MUSB. The new class consists of four infielders in Laney and Lauren Love (Matthews, N.C.), Rieley Lucas (Huntington, W.Va.), and Brooklyn Ulrich (Mesa, Ariz.). Alex Coleman (Asheboro, N.C.) is an outfielder and Bub Feringa (Glendale, Ariz.) is a pitcher and a hitter.

### Sister Sister

Throughout Marshall Softball's history, there has been a family connection. Laney and Lauren Love add to that rich history. The freshmen from Matthews, N.C., are the seventh set of sisters to suit up for the Herd, and the second set of twins. However, the two do not quite share the same birthday. Laney was born on December 31, 2002. Lauren was born on January 1, 2003. Both are talented infielders who piled up accolades during their respective prep careers at Porter Ridge High School.

Marshall's first set of twins were Amanda and Jessica Williams who played from 2003-06. Both players reside in the Marshall Athletics Hall of Fame.

### MUSB's History of Sisters

Heather (1994-95), Hallie (1994-96) & Callie (1996) Michaelis  
 Sarah (2002-04) & Amanda Chamberlain (2004-05)  
 Randi (2002-05) & Kelly Nielson (2008-09)  
 Amanda & Jessica Williams (2003-06)  
 Tarah (2004-06) & Autumn Mitchell (2006-09)  
 Kristina (2012-15) & Shaelynn Braxton (2013-15, '17)  
 Laney & Lauren Love (2022-)

### Harrell, Stevenson and Pye Preseason All-C-USA

Aly Harrell, Saige Pye and Mya Stevenson selected to the Preseason All-Conference USA Team. All three players were selected prior to the 2021 season as well. The Herd was picked to finish fifth overall in the coaches' poll.

Harrell enters her fifth season at Marshall after being granted the additional year with the 2020 COVID season. Harrell led the Herd in 2021 in batting average (.415), hits (39), home runs (10), RBI (29), total bases (77), slugging percentage (.819) and on base percentage (.526). The power hitter with the great eye at the plate, struck out only three times in 94 at bats over 30 games played in 2021. The Gahanna, Ohio, native continued her assault on the Marshall record books as well, ranking in the top 10 all-time in 11 offensive categories and three defensive. Harrell is tops all-time in career on base percentage at .547. She is second in walks (131) to four-time All-American Rachel Folden (2005-08). Harrell was named First Team All-C-USA and First Team All-Mideast Region.

Harrell and Stevenson have been in a friendly battle, rising up the home run charts as both players set their sights on Folden's record of 58. Harrell and Stevenson ended the 2021 season with 40 homers each, good for second all-time. Harrell hit her 40th of her career at Charlotte on May 8, with a two-run blast to right field. Stevenson launched two shots in the Conference USA Tournament to catch back up and tie Harrell once again.

Stevenson was one of just two players to play in all 33 games last season, starting in 32. She struggled early but exploded in conference play. Stevenson ended the season batting .293 with 29 hits, 27 runs scored (led team), eight doubles, eight home runs, 20 RBI and slugged .616. During the 16 league games in 2021, the slugger hit

## 2022 NUMBERS

### Games Reaching Base Safely

| Name      | 2022 | 2+ | Career |
|-----------|------|----|--------|
| Harrell   | 16   | 14 | 166    |
| Pye       | 16   | 9  | *66    |
| Love      | 15   | 10 | 15     |
| Stevenson | 13   | 10 | 111    |
| Adams     | 11   | 8  | 98     |
| Michallas | 11   | 2  | *16    |
| Owen      | 11   | 4  | *11    |
| Lucas     | 9    | 4  | 9      |
| Chelemen  | 8    | 3  | *53    |
| Feringa   | 8    | 2  | 8      |
| Kenney    | 7    | 2  | 9      |
| Coleman   | 5    | 1  | 5      |
| Whitaker  | 4    | 2  | *21    |
| Brown     | 1    | 1  | 94     |
| Ulrich    | 1    | -- | 1      |

\* at Marshall

### Games With a Hit

| Name      | 2022 | 2+ | Career/2+ |
|-----------|------|----|-----------|
| Harrell   | 14   | 7  | 122/48    |
| Pye       | 12   | 5  | 54/28     |
| Love      | 12   | 5  | 12/5      |
| Stevenson | 11   | 6  | 88/39     |
| Michallas | 10   | 1  | 18/2      |
| Owen      | 9    | 3  | 63/27     |
| Adams     | 7    | 2  | 71/22     |
| Feringa   | 7    | 1  | 7/1       |
| Chelemen  | 5    | 2  | 39/17     |
| Kenney    | 5    | 1  | 8/1       |
| Whitaker  | 4    | 1  | 66/24     |
| Lucas     | 4    | 1  | 4/1       |
| Coleman   | 3    | -- | 3/0       |
| Brown     | 1    | 1  | 69/27     |

### Games With a Run Scored

| Name      | 2022 | 2+ | Career/2+ |
|-----------|------|----|-----------|
| Stevenson | 11   | 3  | 77/27     |
| Pye       | 11   | 3  | 40/10     |
| Harrell   | 10   | 5  | 91/22     |
| Love      | 10   | 5  | 10/5      |
| Adams     | 8    | 1  | 35/4      |
| Chelemen  | 6    | -- | 43/10     |
| Owen      | 7    | -- | 52/18     |
| Coleman   | 7    | 1  | 7/1       |
| Michallas | 6    | 1  | 15/2      |
| Feringa   | 6    | -- | 6/0       |
| Kenney    | 5    | -- | 10/1      |
| Lee       | 5    | -- | 5/0       |
| Lucas     | 5    | -- | 5/0       |
| Brown     | 2    | -- | 52/7      |
| Whitaker  | 2    | -- | 39/6      |
| Ulrich    | 2    | -- | 2/0       |

### Games With an RBI

| Name      | 2022 | 2+ | Career/2+ |
|-----------|------|----|-----------|
| Love      | 9    | 5  | 9/5       |
| Harrell   | 8    | 3  | 87/37     |
| Stevenson | 8    | 3  | 61/31     |
| Pye       | 8    | 6  | 33/20     |
| Adams     | 7    | 3  | 43/17     |
| Feringa   | 5    | 3  | 5/3       |
| Owen      | 4    | -- | 46/16     |
| Chelemen  | 3    | 1  | 17/6      |
| Michallas | 3    | 2  | 11/4      |
| Kenney    | 3    | 2  | 6/3       |
| Lucas     | 3    | 2  | 3/2       |
| Whitaker  | 2    | 1  | 35/14     |
| Coleman   | 1    | 1  | 1/1       |
| Brown     | --   | -- | 18/4      |

## HERD NOTES

.385 with 20 hits, 13 runs, seven doubles, three homers and slugged .692. Along with being tied for second all-time at Marshall in home runs, Stevenson's name can also be found throughout the record book. The Mesquite, Texas, native enters her fourth season second in slugging percentage (.755). Last year Stevenson became the 13th member of the Marshall 100 RBI Club, with a bomb at Chattanooga and currently as 114 good for 10th. She was named Second Team All-C-USA in 2021.

Pye enters her third season with the Herd and her fifth year of collegiate action, also being granted the extra year after the 2020 COVID season. Pye's bat has been a key factor in Marshall's offense since she transferred to Huntington before the 2020 season from Georgia Tech. Last season, Pye hit .395 with 34 hits, 14 runs, five doubles, six home runs, 23 RBI, slugged .663 and had a .459 on base percentage. The Stockton, California, native also went off in league action beginning with a great series against Florida Atlantic. In the three games played, Pye hit .462 (6-of-13) with nine RBI. She tied the program single-game record with three doubles in game three of the series, and her third double drove in two runs in the bottom of the seventh to tie the game. Harrell won it in the ninth. Pye had a 12-game hitting streak toward the end of the season and reached base safely in the final 18 games. She was named First Team All-C-USA and Third Team All-Mideast Region.

### PRESEASON PLAYER OF THE YEAR

Bailey Vannoy, Charlotte (SR., Catcher/Outfielder)

### PRESEASON PITCHER OF THE YEAR

Shelby Nunn, WKU (Fifth Year SR., RHP)

### PRESEASON ALL-CONFERENCE TEAM

Pitcher: Janie Worthington, North Texas

Pitcher: Corrina Dodd, Middle Tennessee

Pitcher: Shelby Nunn, WKU

Catcher: Sierra Frazier, UAB

Catcher: Bailey Vannoy, Charlotte

**Infielder: Aly Harrell, Marshall**

Infielder: Tata Davis, Southern Miss

Infielder: Cori Henderson, Charlotte

Infielder: Tayla Evans, North Texas

Infielder: Maddie Bowlds, WKU

Infielder: Kourtney Gremillion, Charlotte\*

Outfielder: Destini Brown, Southern Miss

**Outfielder: Mya Stevenson, Marshall**

Outfielder: Taylor Davis, WKU

Outfielder: Kelci Hill, Middle Tennessee

**DP/Utility: Saige Pye, Marshall**

(\*16 Total- sixth infielder due to a tie in votes)

### Herd Picked 5th in Preseason Coaches' Poll

Conference USA announced the preseason coaches' poll on Tuesday with the season debut coming in just a few days. Marshall came in fifth overall out of the league's 12 teams. The top eight teams earn a bid to the C-USA Tournament set for May 11-14 in Denton, Texas, hosted by North Texas (who was picked second).

### PREDICTED ORDER OF FINISH (Division)

1. Charlotte (East)

2. North Texas (West)

3. WKU (East) - 2021 Tournament Champions

4. UAB (West)

**5. Marshall (East)**

6. Middle Tennessee (East)

7. LA Tech (West)

8. FIU (East)

9. Southern Miss (West)

10. UTSA (West)

11. UTEP (West)

12. Florida Atlantic (East)

## MUSB AWARDS

### 00 Autumn Owen

2021 Big South Preseason Co-Player of the Year

2020 Big South Player of the Week: Feb. 11

2019 Top 25 Finalist NFCA Division I

Freshman of the Year

2019 NFCA All-Mid-Atlantic Region First Team

2019 Big South Freshman of the Year

2019 First Team All-Big South

2019 Big South All-Freshman Team

2019 Big South Freshman of the Week: Feb. 11

2019 Big South Freshman of the Week: Mar. 18

2019 Big South Freshman of the Week: April 15

2019 Big South Freshman of the Week: April 29

### 1 Grace Chelemen

2020 Top 5 Play of Week 3 NCAA Softball

### 3 Armani Brown

2021 C-USA Comm. Honor Roll: GPA 3.00+

2020 C-USA Comm. Honor Roll: GPA 3.00+

2019 C-USA Comm. Honor Roll: GPA 3.00+

2018 NFCA All-America Scholar Athlete

2018 C-USA Academic Medalist: GPA 3.75+

2018 C-USA Comm. Honor Roll: GPA 3.00+

### 7 Amaya Lee

2021 C-USA Academic Medalist: GPA 3.75+

2021 C-USA Comm. Honor Roll: GPA 3.00+

### 14 Cailey Joyce

2021 C-USA Comm. Honor Roll: GPA 3.00+

2019 Atlantic-10 All-Rookie Team

2019 Atlantic-10 Comm. Honor Roll

### 16 Saige Pye

2022 C-USA Preseason All-Conference

2021 NFCA Mideast All-Region Third Team

2021 All-C-USA First Team

2021 C-USA Preseason All-Conference

### 21 Sydney Nester

2022 C-USA Pitcher of the Week: Feb. 14

2022 C-USA Pitcher of the Week: Feb. 28

2019 ACC Pitcher of the Week: March 12

### 23 Mya Stevenson

2022 C-USA Preseason All-Conference

2021 All-C-USA Second Team

2021 C-USA Preseason All-Conference

2020 C-USA Preseason All-Conference

2020 C-USA Player of the Week: March 2

2020 NCAA Top 10 Home Runs

(Tied for 1st - 12)

2020 NCAA Top 10 RBI (2nd - 36)

2020 NCAA Top 10 Home Runs Per Game

(3rd - 0.48)

2020 NCAA Top 10 RBI Per Game (3rd - 1.44)

2020 NCAA Top 10 Total Bases (9th - 71)

2019 NFCA Mideast All-Region Third Team

2019 All-C-USA First Team

2019 C-USA All-Freshman Team

2019 C-USA All-Tournament Team

2019 C-USA Player of the Week: March 18

2019 C-USA Player of the Week: April 29

2019 C-USA Comm. Honor Roll: GPA 3.00+

2019 NCAA Freshman Leader in HR (20)

### 28 Kay Kay Kenney

2021 C-USA Comm. Honor Roll: GPA 3.00+

### 34 Ashley Blessin

2021 C-USA Academic Medalist: GPA 3.75+

2021 C-USA Comm. Honor Roll: GPA 3.00+

2020 C-USA Academic Medalist: GPA 3.75+

2020 C-USA Comm. Honor Roll: GPA 3.00+

### 43 Aly Harrell

2022 Senior CLASS Award Candidate

2022 C-USA Preseason All-Conference

2021 NFCA Mideast All-Region First Team

2021 All-C-USA First Team

2021 C-USA Preseason Player of the Year

2020 C-USA Preseason All-Conference

2020 C-USA Player of the Week: Feb. 17

2020 NCAA Top 10 On Base % (4th - .602)

2020 NCAA Top 10 Walks/Game (10th - 0.92)

2019 NFCA Mideast All-Region Second Team

2019 All-C-USA First Team

2019 C-USA All-Tournament Team

2019 C-USA Preseason All-Conference

2019 NISC Lynchburg Regional All-Tourn. Team

2019 NCAA Top 10 Total Walks (1st - 68)

2019 NCAA Top 10 Combined Free Passes

BBs & HBPs (1st - 85, 68 BBs & 17 HBPs)

2019 NCAA Top 10 Walks/Game (3rd - 1.06)

2019 NCAA Top 10 On Base % (5th - .578)

2019 C-USA Comm. Honor Roll: GPA 3.00+

2018 NFCA Mideast All-Region Third Team

2018 C-USA Freshman of the Year

2018 All-C-USA First Team

2018 C-USA All-Freshman Team

### 44 Katie Adams

2021 C-USA Comm. Honor Roll: GPA 3.00+

2020 C-USA Comm. Honor Roll: GPA 3.00+

2019 NFCA All-America Scholar Athlete

2019 C-USA Comm. Honor Roll: GPA 3.00+

2018 C-USA Comm. Honor Roll: GPA 3.00+

### 77 Madison Whitaker

2018 Horizon League All-Freshman Team



## #LookUpAndSayGoodbye

### 2022 Bomb Counter - 20

In 2021 Marshall finished tops in C-USA, and 12th in the NCAA in home runs per game with 1.52. And the glow ball continues to fly in 2022. In 18 games, the Herd is 35th in the nation in home runs per game with 1.11, 2nd in C-USA behind North Texas (1.29). Marshall opened 2022 tying the single-game program record with against Saint Joseph's in an 8-0 win. It was the fifth time in team history with five bombs in a single game, and the fourth under head coach Megan Smith Lyon.

Under coach Smith Lyon and her staff, Marshall has hit 193 home runs in 135 games, an average of 1.43 balls leaving the park per game. 19 different players have hit at least one home run since 2019.

| Player           | 2022 | Career         | 2022 Grand Slams | Player      | Opponent           | Career |
|------------------|------|----------------|------------------|-------------|--------------------|--------|
| Saige Pye        | 5    | 20 (1 at GT)   |                  | Katie Adams | vs. Fordham (2/20) | 1      |
| Mya Stevenson    | 4    | 44             |                  |             |                    |        |
| Katie Adams      | 3    | 10             |                  |             |                    |        |
| Aly Harrell      | 2    | 42             |                  |             |                    |        |
| Lauren Love      | 2    | 2              |                  |             |                    |        |
| Madison Whitaker | 1    | 10 (8 at WSU)  |                  |             |                    |        |
| Autumn Owen      | 1    | 18 (17 at GWU) |                  |             |                    |        |
| Kay Kay Kenney   | 1    | 2              |                  |             |                    |        |
| Bub Feringa      | 1    | 1              |                  |             |                    |        |

### 2022 Games and home runs hit - inning hit in ()

#### \* - tied team single-game record

| Date    | Opponent              | Hitters - inning hit in ()   | Game Total | Season Total |
|---------|-----------------------|--|------------|--------------|
| Feb. 11 | vs. Saint Joseph's    | Adams (2nd), Harrell (4th), Whitaker (5th), Pye (5th), Stevenson (6th) | 5*         | 5            |
| Feb. 11 | vs. Villanova         |  | 0          | 5            |
| Feb. 12 | vs. Villanova         | Stevenson (1st)  | 1          | 6            |
| Feb. 12 | vs. Saint Joseph's    | Love (6th)   | 1          | 7            |
| Feb. 18 | vs. South Carolina    |  | 0          | 7            |
| Feb. 18 | at Coastal Carolina   | Harrell (1st), Pye (3rd)   | 2          | 9            |
| Feb. 19 | vs. South Carolina    | Kenney (3rd)   | 1          | 10           |
| Feb. 19 | at Coastal Carolina   | Owen (4th), Stevenson (7th), Feringa (7th)                             | 3          | 13           |
| Feb. 20 | vs. Fordham           | Adams (3rd)  | 1          | 14           |
| Feb. 25 | vs. Kent State        |  | 0          | 14           |
| Feb. 25 | vs. Howard            |  | 0          | 14           |
| Feb. 26 | vs. Howard            | Pye (7th)  | 1          | 15           |
| Feb. 26 | at Campbell           | Pye (5th)  | 1          | 16           |
| March 3 | vs. Purdue Fort Wayne | Adams (1st), Love (1st), Pye (1st)                                     | 3          | 19           |
| March 4 | vs. Purdue Fort Wayne |  | 0          | 19           |
| March 4 | vs. MD Eastern Shore  |  | 0          | 19           |
| March 5 | vs. Winthrop          |  | 0          | 19           |
| March 5 | vs. MD Eastern Shore  | Stevenson (3rd)  | 1          | 20           |

| Home Runs Per Inning |   |
|----------------------|---|
| First                | 5 |
| Second               | 1 |
| Third                | 4 |
| Fourth               | 2 |
| Fifth                | 3 |
| Sixth                | 2 |
| Seventh              | 3 |

| Home Runs Location       |    |
|--------------------------|----|
| Dot Hicks Field          | 4  |
| 5 games - 0.80 per game  |    |
| Away                     | 6  |
| 3 games - 2.00 per game  |    |
| Neutral                  | 10 |
| 10 games - 1.00 per game |    |
| at Buzz Classic          | 7  |
| at Battle at the Beach   | 7  |
| at Camel Stampede        | 2  |
| Round Robin              | 4  |

|                |   |
|----------------|---|
| Solo           | 6 |
| 2-run          | 8 |
| 3-run          | 5 |
| Grand Slam     | 1 |
| Led off Inning | 4 |
| With Two Outs  | 6 |
| Back-2-Back    | 0 |



Autumn Owen headed for home plate after hitting her 1st HR with Marshall. Photo courtesy of David Dermer



Mya Stevenson after crushing her 43rd career HR over the light tower in left. Photo courtesy of David Dermer

## MILESTONE WATCH

|                                   |   |
|-----------------------------------|---|
| <b>200 Career Starts</b>          |   |
| Aly Harrell .....                 | 180 (185 games played)                                |
| <b>150 Career Starts</b>          |   |
| Mya Stevenson.....                | 134 (137 games played)                                |
| Madison Whitaker.....             | 124 (140 games played)                                |
| Armani Brown.....                 | 125 (139 games played)                                |
| <b>100 Career Starts</b>          |   |
| Katie Adams.....                  | 98 (142 games played)                                 |
| Autumn Owen.....                  | 95 (97 games played)                                  |
| Saige Pye.....                    | 74 (100 games played)                                 |
| Grace Chelemen.....               | 64 (109 games played)                                 |
| <b>200 Career Hits</b>            |   |
| Aly Harrell .....                 | 182   |
| <b>150 Career Hits</b>            |   |
| Mya Stevenson.....                | 132   |
| <b>100 Career Hits</b>            |   |
| Madison Whitaker.....             | 100 (86 at WSU, 14 at MU)                             |
| Autumn Owen.....                  | Reached 100 at Coastal Carolina 2/18/22               |
| Armani Brown.....                 | 100 (88 at GWU, 12 at MU)                             |
| Katie Adams.....                  | Reached 100 vs. MD Eastern Shore 3/5/22               |
| Saige Pye.....                    | 99  |
| Grace Chelemen.....               | 96  |
| <b>100 Career Runs</b>            |   |
| Aly Harrell .....                 | 115   |
| Mya Stevenson.....                | Reached 100 vs. LA Tech 5/12/21                       |
| Madison Whitaker.....             | 106   |
| Grace Chelemen.....               | Reached 100 vs. Howard 2/26/22                        |
| <b>50 Career Runs</b>             |   |
| Madison Whitaker.....             | 51 (43 at WSU, 6 at MU)                               |
| Grace Chelemen.....               | Reached 50 on 2-run HR vs. Saint Joseph's 2/11/22     |
| Autumn Owen.....                  | 53 (10 at Mich., 43 at MU)                            |
| Mya Stevenson.....                | Reached 50 vs. Saint Joseph's 2/12/22                 |
| <b>25 Career Doubles</b>          |   |
| Mya Stevenson.....                | 29  |
| Katie Adams.....                  | Reached 25 vs. Fordham 2/20/22                        |
| Madison Whitaker.....             | 24  |
| Autumn Owen.....                  | 20 (16 at WSU, 4 at MU)                               |
| <b>10 Career Triples</b>          |   |
| Autumn Owen.....                  | 8   |
| <b>50 Career Home Runs</b>        |   |
| Mya Stevenson.....                | 44  |
| Aly Harrell .....                 | 42  |
| <b>20 Career Home Runs</b>        |   |
| Saige Pye.....                    | 20 (1 at GT, 19 at MU)                                |
| Autumn Owen.....                  | Reached 20 vs. Purdue Fort Wayne 3/3/22               |
| Madison Whitaker.....             | 18 (17 at GWU, 1 at MU)                               |
| <b>10 Career Home Runs</b>        |   |
| Madison Whitaker.....             | 10 (8 at WSU, 2 at MU)                                |
| Katie Adams.....                  | Reached 10 with 2-run shot vs. Saint Joseph's 2/11/22 |
| Autumn Owen.....                  | 10  |
| <b>150 Career RBI</b>             |   |
| Aly Harrell .....                 | 146   |
| Mya Stevenson.....                | 128   |
| <b>100 Career RBI</b>             |   |
| Autumn Owen.....                  | 76 (72 at GWU, 4 at MU)                               |
| <b>40 Career Wins</b>             |   |
| Sydney Nester .....               | 39 (31 at NCST, 8 at MU)                              |
| <b>20 Career Wins</b>             |   |
| Cailey Joyce .....                | 17 (8 at LaSalle, 9 at MU)                            |
| <b>100 Career Appearances</b>     |   |
| Sydney Nester .....               | 96 (83 at NCST, 13 at MU)                             |
| <b>50 Career Starts</b>           |   |
| Sydney Nester .....               | 56 (46 at NCST, 10 at MU)                             |
| Cailey Joyce .....                | Reached 50 vs. South Carolina 2/19/22                 |
| Sydney Nester .....               | 34 (16 at LaSalle, 18 at MU)                          |
| <b>400 Career Innings Pitched</b> |   |
| Sydney Nester .....               | 407.2 (341.0 at NCST, 47.2 at MU)                     |
| Cailey Joyce .....                | Reached 400 vs. MD Eastern Shore 3/4/22               |
| <b>300 Career Innings Pitched</b> |   |
| Cailey Joyce .....                | 263.0 (168.2 at LaSalle, 94.1 at MU)                  |
| <b>100 Career Innings Pitched</b> |   |
| Ashley Blessin.....               | 88.2  |
| <b>500 Career Strikeouts</b>      |   |
| Sydney Nester .....               | 456 (344 at NCST, 81 at MU)                           |
| Cailey Joyce .....                | Reached 400 vs. Kent State 2/25/22                    |
| Sydney Nester .....               | Reached 450 vs. Winthrop 3/5/22                       |
| <b>200 Career Strikeouts</b>      |   |
| Cailey Joyce .....                | 153 (91 at LaSalle, 49 at MU)                         |
| Mya Stevenson.....                | Reached 150 vs. MD Eastern Shore 3/5/22               |
| <b>1,000 Career Putouts</b>       |   |
| Aly Harrell .....                 | 1,037   |
| Autumn Owen.....                  | Reached 1,000 vs. Howard 2/26/22                      |
| <b>500 Career Putouts</b>         |   |
| Autumn Owen.....                  | 480 (449 at GWU, 31 at MU)                            |
| <b>250 Career Assists</b>         |   |
| Madison Whitaker.....             | 217 (193 at WSU, 24 at MU)                            |
| Armani Brown.....                 | 193   |

## RECORD BOOK WATCH

|   |  |
|---|--|
| <b>Career</b>   |  |
| <b>Batting Average (min. 200 AB)</b>                  |  |
| 1. .451 - Morgan Zerkle 2014-17                       |  |
| 2. <b>.413 - Saige Pye 2020-Pres.</b>                 |  |
| 3. .410 - Kaelynn Greene 2013-16                      |  |
| 4. .405 - Rachel Folden 2005-08                       |  |
| 5. <b>.383 - Aly Harrell 2018-Pres.</b>               |  |
| 6. .370 - Amanda Williams 2003-06                     |  |
| 7. .355 - Sierra Davenport 2001-04                    |  |
| 8. .352 - Elicia D'Orazio 2015-18                     |  |
| 9. <b>.334 - Mya Stevenson 2019-Pres.</b>             |  |
| 10. .333 - Jeanne Noble 1994-95                       |  |
| 11. .327 - Jordan Colliflower 2015-18                 |  |
| 12. .321 - Caitlyn Jackson 2007-10                    |  |
| 13. .318 - Joscelyn Bitner 2006-09                    |  |
| 14. .317 - Ashley Gue 2010-13                         |  |
| 15. .312 - Nichole Corrigan 1999-02                   |  |
| 312 - Shaelynn Braxton 2013-15, '17                   |  |
| 17. .311 - Carrie Hinkle 1994-97                      |  |
| 18. .319 - Heather Michaelis 1994-95                  |  |
| 19. .307 - Emileigh Cooper 2012-15                    |  |
| 20. .305 - Rebecca Gamby 2009-12                      |  |
| 305 - Taylor Thompson 2010-12                         |  |
| 22. <b>.303 - Katie Adams 2018-Pres.</b>              |  |
| ** Grace Chelemen batting .305 with MU - has 197 ABs  |  |
| <b>Slugging Percentage (min. 200 AB)</b>              |  |
| 1. .770 - Rachel Folden 2005-08                       |  |
| 2. <b>.757 - Mya Stevenson 2019-Pres.</b>             |  |
| 3. <b>.733 - Aly Harrell 2018-Pres.</b>               |  |
| 4. <b>.668 - Saige Pye 2020-Pres.</b>                 |  |
| 5. .637 - Sierra Huerta 2019-21                       |  |
| <b>On Base Percentage (min. 200 AB)</b>               |  |
| 1. <b>.554 - Aly Harrell 2018-Pres.</b>               |  |
| 2. .519 - Rachel Folden 2005-08                       |  |
| 3. .489 - Morgan Zerkle 2014-17                       |  |
| 4. .463 - Sierra Huerta 2019-21                       |  |
| 5. .447 - Amanda Williams 2003-06                     |  |
| 6. <b>.446 - Saige Pye 2020-Pres.</b>                 |  |
| 7. .439 - Kaelynn Greene 2013-16                      |  |
| 8. .430 - Heather Michaelis 1994-95                   |  |
| 9. <b>.425 - Mya Stevenson 2019-Pres.</b>             |  |
| 10. .405 - Rebecca Gamby 2009-12                      |  |
| 11. .403 - Savannah Webster 2013-14                   |  |
| 12. <b>.389 - Katie Adams 2018-Pres.</b>              |  |
| 13. .384 - Alysia Hively 2009-13                      |  |
| 384 - Elicia D'Orazio 2015-18                         |  |
| ** Grace Chelemen .373 OBP% with MU - has 197 ABs     |  |
| <b>Toughest to Strikeout (K/AB &amp; min. 200 AB)</b> |  |
| 1. .059 - Carrie Hinkle (44 K/743 AB) 1994-97         |  |
| 2. .062 - Aimee Anderson (22 K/354 AB) 1996-97        |  |
| 3. <b>.063 - Aly Harrell (30 K/475 AB) 2018-Pres.</b> |  |
| 4. .070 - Caitlyn Jackson (46 K/661 AB) 2007-10       |  |
| <b>Runs Scored</b>                                    |  |
| 8. 125 - Jessica Williams 2003-06                     |  |
| 9. 120 - Stefanie Cook 1995-98                        |  |
| 10. <b>115 - Aly Harrell 2018-Pres.</b>               |  |
| 11. 114 - Shaelynn Braxton 2013-15, '17               |  |
| 12. <b>106 - Mya Stevenson 2019-Pres.</b>             |  |
| 13. 104 - Ashley Gue 2010-13                          |  |
| <b>Hits</b>   |  |
| 13. 191 - Alianna Telles 2009-12                      |  |
| 14. 183 - Cristy Waring 1995-98                       |  |
| 183 - Jazmine Valle 2010-13                           |  |
| 16. <b>182 - Aly Harrell 2018-Pres.</b>               |  |
| 17. 179 - Samantha Rodriguez 2005-08                  |  |
| <b>Doubles</b>  |  |
| 2. 63 - Rachel Folden 2005-08                         |  |
| 3. 43 - Vanessa Clarkson 1999-2002                    |  |
| 43 - Taylor McCord 2015-18                            |  |
| 5. 42 - Jazmine Valle 2010-13                         |  |
| 42 - Shaelynn Braxton 2013-15, '17                    |  |
| 7. 41 - Alianna Telles 2009-12                        |  |
| 8. <b>40 - Aly Harrell 2018-Pres.</b>                 |  |
| ...   |  |
| 11. 35 - Samantha Rodriguez 2005-08                   |  |
| 12. 34 - Nichole Corrigan 1999-2002                   |  |
| 34 - Caitlyn Jackson 2007-10                          |  |
| 14. 32 - Katalin Lucas 2013-16                        |  |
| 32 - Briana Daiss 2016-19                             |  |
| 16. <b>29 - Mya Stevenson 2019-Pres.</b>              |  |
| 17. 28 - Melanie Stoehr 2008-11                       |  |
| <b>Home Runs</b>                                      |  |
| 1. 58 - Rachel Folden 2005-08                         |  |
| 2. <b>44 - Mya Stevenson 2019-Pres.</b>               |  |
| 3. <b>42 - Aly Harrell 2018-Pres.</b>                 |  |
| ...   |  |
| 12. 23 - Alysia Hively 2009-13                        |  |
| 13. 21 - Raquel Escareno 2013-16                      |  |
| 14. 20 - Amanda Williams 2003-06                      |  |
| 15. <b>19 - Saige Pye 2020-Pres.</b>                  |  |
| 16. 18 - Deanna Tourville 2005-08                     |  |
| 18 - Taylor McCord 2015-18                            |  |
| 18. 17 - Melanie Stoehr 2008-11                       |  |
| <b>RBI</b>  |  |
| 1. 196 - Rachel Folden 2005-08                        |  |
| 2. 171 - Shaelynn Braxton 2013-15, '17                |  |
| 3. <b>146 - Aly Harrell 2018-Pres.</b>                |  |
| 4. 143 - Samantha Rodriguez 2005-08                   |  |
| 5. 142 - Amanda Williams 2003-06                      |  |
| 6. 138 - Jazmine Valle 2010-13                        |  |
| 7. <b>128 - Mya Stevenson 2019-Pres.</b>              |  |
| 8. 126 - Leigh Wintter 2003-06                        |  |
| <b>Total Bases</b>                                    |  |
| 3. 381 - Morgan Zerkle 2014-17                        |  |
| 4. 348 - Shaelynn Braxton 2013-15, '17                |  |
| 348 - <b>Aly Harrell 2018-Pres.</b>                   |  |
| 6. 323 - Alianna Telles 2009-12                       |  |
| 7. 318 - Jazmine Valle 2010-13                        |  |
| 8. 315 - Kaelynn Greene 2013-16                       |  |
| 9. 314 - Samantha Rodriguez 2005-08                   |  |
| 10. 303 - Rebecca Gamby 2009-12                       |  |
| 11. <b>299 - Mya Stevenson 2019-Pres.</b>             |  |
| 12. 287 - Elicia D'Orazio 2015-18                     |  |
| <b>Walks</b>  |  |
| 1. 147 - Rachel Folden 2005-08                        |  |
| 2. <b>145 - Aly Harrell 2018-Pres.</b>                |  |
| <b>Intentional Walks</b>                              |  |
| 1. 25 - Rachel Folden 2005-08                         |  |
| 2. 7 - Alianna Telles 2009-12                         |  |
| 3. <b>6 - Aly Harrell 2018-Pres.</b>                  |  |
| 4. <b>4 - Katie Adams 2018-Pres.</b>                  |  |
| <b>HBP</b>  |  |
| 1. 53 - Marcena Bertoldo 2007-10                      |  |
| 2. 46 - Sierra Huerta 2019-21                         |  |
| 3. <b>40 - Aly Harrell 2018-Pres.</b>                 |  |
| 4. 38 - Rebecca Gamb 2009-12                          |  |
| 5. 35 - Vanessa Clarkson 1999-02                      |  |
| <b>Games Reached Base Safely</b>                      |  |
| (Hit, BB, IBB, HBP, Error or Fielder's Choice)        |  |
| 12. 171 - Rebecca Gamby 2009-12                       |  |
| 13. 168 - Shaelynn Braxton 2013-15, '17               |  |
| 14. <b>166 - Aly Harrell 2018-Pres.</b>               |  |
| 15. 164 - Leigh Wintter 2003-06                       |  |
| <b>Fielding Percentage (min. 200 chances)</b>         |  |
| 1. .993 - Carrie Michaelis 1996                       |  |
| 2. .990 - Rossana Panuco 1997                         |  |
| 3. <b>.987 - Aly Harrell 2018-Pres.</b>               |  |
| 4. .985 - Karri Britt 2000-03                         |  |
| .985 - Allis Webb 2001-04                             |  |
| .985 - Elizabeth DeShields 2018                       |  |
| <b>Putouts</b>  |  |
| 4. 1,146 - Taylor McCord 2015-18                      |  |
| 5. <b>1,037 - Aly Harrell 2018-Pres.</b>              |  |
| 6. 1,013 - Rachel Folden 2005-08                      |  |
| <b>Double Plays Turned</b>                            |  |
| 1. 55 - Sara Spenia 2003-06                           |  |
| 2. 33 - Elicia D'Orazio 2015-18                       |  |
| 3. 30 - Melanie Stoehr 2008-11                        |  |
| 4. <b>28 - Aly Harrell 2018-Pres.</b>                 |  |
| 5. 27 - Jessica Williams 2003-06                      |  |



| 2022 TRENDS                      |       |
|----------------------------------|-------|
| <b>MARSHALL'S RECORD WHEN...</b> |       |
| at Home                          | 5-0   |
| Away                             | 2-1   |
| Neutral                          | 6-4   |
| Conference                       | 0-0   |
| Non-Conference                   | 13-5  |
| Record                           | 13-5  |
| Longest winning streak           | 8     |
| Longest losing streak            | 3     |
| Current streak                   | W - 8 |
| Largest margin of victory        | 13    |
| Largest margin of loss           | 8     |
| One-Run Games                    | 0-2   |
| Two-Run Games                    | 2-1   |
| Three-Four Run Games             | 2-1   |
| Five-Plus Run Games              | 9-1   |
| Scoring zero-two runs            | 0-2   |
| Scoring three-five runs          | 1-3   |
| Scoring six-nine runs            | 9-0   |
| Scoring 10+ runs                 | 2-0   |
| Out hit the opponent             | 11-0  |
| Gets out hit by opponent         | 1-3   |
| Hits are Even                    | 1-2   |
| Records five or fewer hits       | 0-2   |
| Records six-nine hits            | 8-3   |
| Records 10+ hits                 | 5-0   |
| In extra innings                 | 0-0   |
| In shutouts                      | 7-1   |
| Scoring first                    | 13-1  |
| Opponent scores first            | 0-4   |
| Scoring in first inning          | 9-1   |
| Ahead after fourth inning        | 12-1  |
| Ahead after fifth inning         | 6-1   |
| Ahead after sixth inning         | 6-0   |
| Trailing after fourth inning     | 1-4   |
| Trailing after fifth inning      | 1-3   |
| Trailing after sixth inning      | 0-4   |
| Tied after fourth inning         | 0-0   |
| Tied after fifth inning          | 0-0   |
| Tied after sixth inning          | 0-0   |
| February                         | 8-5   |
| March                            | 5-0   |
| April                            |       |
| May                              |       |

| THE LAST TIME...                             |  |
|--|--|
| Occurred in 2022 in <i>Italics and Green</i> |  |
| ^^ - Team Record                             |  |
| <b>Offense</b>                               |  |
| Scored 10-14 Runs.....                       | (2x in 2022) 14 vs. Maryland Eastern Shore, 3/5/22 (W, 14-1)                                     |
| Scored 15+ Runs.....                         | 15 vs. Howard, 2/25/22 (W, 15-2)   |
| Recorded 10-14 Hits.....                     | previously, 15 at No. 11 Kentucky, 3/11/20 (L, 16-15)  |
| Recorded 15+ Hits.....                       | 16 vs. Maryland Eastern Shore, 3/5/22 (W, 14-1)  |
| Hit 4-5 Doubles.....                         | previously, 16 vs. Louisiana Tech at C-USA Tourn., 5/12/21 (W, 9-2)                              |
| Hit 6+ Doubles.....                          | (2x in 2022) 4 at Campbell, 2/26/22 (W, 6-3)   |
| Hit 2+ Triples.....                          | 7x in 2021   |
| Hit 2-4 Home Runs.....                       | ^^6 at Chattanooga, 3/20/21 (W, 9-2)   |
| Hit 5+ Home Runs.....                        | previously, ^^6 vs. UNC Greensboro, 2/8/15 (W, 8-0)  |
| 30+ Total Bases.....                         | ^^2 vs. East Tennessee State, 2/21/20 (W, 5-4)   |
| Drew 5-9 Walks.....                          | done 13 times since 2000   |
| Drew 10+ Walks.....                          | Hit 2-4 Home Runs..... (3x in 2022) 3 vs. Purdue Fort Wayne, 3/3/22 (W, 11-0)                    |
| 3-4 Hit-By-Pitches.....                      | Hit 5+ Home Runs..... **5 vs. Saint Joseph's, 2/12/22 (W, 8-0)                                   |
| 2+ Intentional Walks.....                    | previously, 5 at No. 11 Kentucky (2x in 2020), 3/11/20, (L, 16-15)                               |
| 10+ Combined BBs & HBPs.....                 | done 5 times since 2000  |
| Stole 5-7 Bases.....                         | others at NKU 4/9/14, vs. Presbyterian 2/16/19 & vs. Delaware State 2/28/20                      |
| Stole 8-9 Bases.....                         | 30 vs. Delaware State, 2/28/20 (W, 8-0)  |
| Stole 10+ Bases.....                         | Drew 5-9 Walks..... (3x in 2022) 5 vs. Howard, 2/25/22 (W, 15-2)                                 |
| 2+ Sacrifice Flies.....                      | Drew 10+ Walks..... 10 vs. Howard, 3/20/21 (W, 9-2)  |
| 4+ Sacrifices.....                           | ^^13 vs. Kent State, 3/6/11 (W, 17-16)   |
| Struck Out 10+ Times.....                    | 3-4 Hit-By-Pitches..... 3 (all in 2nd inning) at Coastal Carolina, 2/19/22 (W, 9-7)              |
| Had 0 Strikeouts.....                        | 2 at Florida Gulf Coast, 3/21/18 (W, 8-4)  |
| Was No Hit.....                              | 15 (10 BBs, 5 HBPs) vs. Howard, 2/26/22 (W, 9-2)   |
| Pitching                                     | previously, 12 at Charlotte (2x in 2021), 5/8/21 (L, 13-2)                                       |
| Pitched a No-Hitter.....                     | Stole 5-7 Bases..... 5 vs. Howard, 2/26/22 (W, 9-2)  |
| Pitched 10+ Strikeouts.....                  | previously, 5 vs. UTSA, 3/23/19 (W, 7-0)   |
| Pitched 0 Walks.....                         | 8 at Virginia Tech, 4/21/17 (W, 8-3)   |
| Pitched 0 BBs back-2-back.....               | Stole 10+ Bases..... 11 vs. UMass-Lowell, 2/17/18 (W, 4-2)                                       |
| Pitched 5-9 Walks.....                       | 2+ Sacrifice Flies..... ^^3 at Hampton, 2/28/20 (W, 12-3)  |
| Pitched 10+ Walks.....                       | done 4 times since 2000  |
| Held a Team Without a Run.....               | 4 vs. Cal Poly, 2/9/19 (W, 6-5)  |
| Allowed 10+ Runs.....                        | Struck Out 10+ Times..... 14 vs. Kent State, 2/25/22 (L, 1-0)                                    |
| Allowed 10+ Hits.....                        | previously, 14 at Kennesaw State, 2/22/20 (L, 10-6)  |
| Pitched Consecutive Shutouts.....            | Had 0 Strikeouts..... vs. South Carolina, 2/19/22 (L, 7-3)                                       |
| Defense                                      | previously, vs. Charlotte at C-USA Tourn., 5/12/21 (L, 8-4)                                      |
| 30+ Putouts.....                             | Was No Hit..... at No. 12 USF, 2/8/13 (L, 8-0) (470 games)                                       |
| 10-14 Assists.....                           | Pitching   |
| 15+ Assists.....                             | Pitched a No-Hitter..... vs. Purdue Fort Wayne (5 inn), 3/3/22 (W, 11-0)                         |
| 3-4 Errors.....                              | previously, May 11, 2017 vs. WKU at the C-USA Tournament (W, 2-0)                                |
| 5+ Errors.....                               | Pitched 10+ Strikeouts..... (8x in 2022) 11 vs. Winthrop, 3/5/22 (W, 6-0)                        |
| 2+ Double Plays.....                         | Pitched 0 Walks..... (6x in 2022) vs. Maryland Eastern Shore, 3/5/22 (W, 14-1)                   |
| 5-7 Stolen Bases Allowed.....                | Pitched 0 BBs back-2-back..... vs. Purdue Fort Wayne (W, 8-0) & UMES, 3/4/22 (W, 4-0)            |
| 8+ Stolen Bases Allowed.....                 | previously, at MTSU (L, 6-2) & vs. FAU (W, 1-0), 4/11-4/16/21                                    |
| Current Errorless Streak.....                | Pitched 5-9 Walks..... 9 at Middle Tennessee, 4/9/21 (L, 9-8)                                    |
| Beat a Top 25 Team.....                      | Pitched 10+ Walks..... 13 at USF, 2/21/15 (L, 18-5)  |
|  | Held a Team Without a Run..... (7x in 2022) vs. Winthrop, 3/5/22 (W, 6-0)                        |
|  | prior to this season, vs. FAU (4x in 2021), 4/16/21 (W, 1-0)                                     |
|  | Allowed 10+ Runs..... 13 at Charlotte, 5/8/21 (L, 13-2)  |
|  | Allowed 10+ Hits..... (2x in 2022) 11 at Coastal Carolina, 2/19/22 (W, 9-7)                      |
|  | Pitched Consecutive Shutouts..... 4 games 3/3-5/22   |
|  | vs. Purdue Fort Wayne 2x, vs. UMES & vs. Winthrop  |
|  | 4 games May 4-9, 2019 vs. Florida Atlantic (2x), UTSA and North Texas                            |
|  | Defense  |
|  | 30+ Putouts..... 30 vs. WKU (10 inn.), 3/13/15 (W, 2-0)  |
|  | 10-14 Assists..... (2x in 2022) 11 at Coastal Carolina, 2/19/22 (W, 9-7)                         |
|  | previously, 11 vs. Charlotte (5x in 2021), 5/12/21 (L, 8-4)                                      |
|  | 15+ Assists..... 15 vs. Louisville, 4/23/19 (L, 5-4)   |
|  | 3-4 Errors..... (2x in 2022) 3 vs. South Carolina, 2/19/22 (L, 7-3)                              |
|  | 5+ Errors..... 5 vs. Lipscomb, 2/14/20 (L, 14-6)   |
|  | 2+ Double Plays..... 2 at No. 11 Kentucky, 3/11/20 (L, 16-15)                                    |
|  | 5-7 Stolen Bases Allowed..... (2x in 2022) 6 vs. South Carolina, 2/19/22 (L, 7-3)                |
|  | 8+ Stolen Bases Allowed..... ^^9 at Georgia, 2/23/02 (L, 6-1)                                    |
|  | **NCAA All-time leader Nicole Barber had 3   |
|  | Current Errorless Streak..... 0, last error top 5th vs. Maryland Eastern Shore, 3/5/22 (W, 14-1) |
|  | Beat a Top 25 Team..... April 2, 2008, at #24 Ohio State (11-0 & 6-1)                            |

## THE LAST TIME...BY A MARSHALL PLAYER

|   |  |
|---|--|
| Hit for the Cycle.....                                      | Mya Stevenson 4-for-4 (3B, 1B, HR, 2B) at Charlotte (1), 3/16/19 (W, 7-5)  |
| .....   | only other cycle in team history by Jeanne Noble vs. Dayton in 1994  |
| Had 4 Hits .....  | Lauren Love 4-for-4 vs. Howard, 2/25/22 (W, 15-2)  |
| .....   | previously, Aly Harrell 4-of-5 vs. Florida Atlantic, 4/17/21 (W, 8-7)  |
| Had 5+ Hits .....   | ^^Morgan Zerkle, 5-for-5 vs. Bucknell, 2/14/15 (W, 11-3)   |
| Scored 3+ Runs.....   | Lauren Love (3) & Katie Adams (3) vs. Howard, 2/25/22 (W, 15-2)  |
| .....   | Last time 2 players scored 3-4 runs in same game, Eloise Tribolet (3) & Elicia D'Orazio (3) at UNC Greensboro 3/21/17 (W, 13-3)  |
| Drove in 3-4 Runs.....                                      | (11x in 2022) Mya Stevenson (4) & Aly Harrell (3) vs. MD Eastern Shore, 3/5/22 (W, 14-2)   |
| Drove in 5+ Runs .....                                      | Kat Sackett, 6 at Middle Tennessee, 4/9/21 (W, 10-4)   |
| Hit 2 Doubles .....   | (3x in 2022 Stevenson-2x & Love) Lauren Love vs. Winthrop, 3/5/22 (W, 6-0)   |
| Hit 3+ Doubles .....  | ^^Saige Pye, 3 vs. Florida Atlantic (game 2), 4/17/21 (W, 8-7)   |
| .....   | ^^the others Deanna Tourville, 3 vs. Ohio, 4/16/05 & Nichole Corrigan, 3 vs. Miami (OH), 5/5/00                                  |
| Hit 2+ Triples .....  | ^^Amanda Williams, 2 vs. Bowling Green, 3/31/04 (W, 10-1)  |
| Hit 2 Home Runs .....                                       | Kat Sackett, 2 at Middle Tennessee, 4/9/21 (W, 10-4)   |
| Hit 3+ Home Runs .....                                      | ^^Shaelynn Braxton, 3 at Northern Kentucky, 4/9/14 (W, 17-0)   |
| .....   | ^^the other Rachel Folden, 3 vs. Austin Peay, 3/4/06 (W, 8-0)  |
| Hit Back-to-Back HRs.....                                   | Mya Stevenson & Kat Sackett 3rd inn. vs. Florida Atlantic, 4/17/21 (L, 11-9)   |
| Hit back-to-back-to-back HRs.....                           | ^^Rachel Folden (inside-the-park), Samantha Rodriguez, Caitlyn Jackson   |
| .....   | at Morehead State, 4/15/08 (W, 3-1)  |
| Walked 3 Times .....  | (2x in 2022 both by Harrell) Aly Harrell vs. Howard, 2/26/22 (W, 9-2)  |
| Walked 4+ Times.....  | ^^Aly Harrell, 4 vs. WKU, 4/7/19 (W, 8-7)  |
| .....   | done 4 times since 2000  |
| .....   | ^^Jessica Williams (2x) vs. BGSU 2/14/03 & vs. Southern Miss, 5/11/06, Raquel Escareno at Wright State, 4/16/14                  |
| HBP 2 Times.....  | Saige Pye vs. Howard, 2/26/22 (W, 9-2)   |
| HBP 3 Times .....   | ^^Aly Harrell at No. 20 James Madison, 3/27/19 (L, 8-5)  |
| .....   | ^^the other Sarah Chamberlain vs. Buffalo, 3/29/02   |
| Stole 3-4 Bases.....  | Hannah Giammarino, 3 vs. Rider, 3/3/19 (W, 10-2)   |
| Stole 5+ Bases.....   | ^^Morgan Zerkle, 5 vs. Delaware State, 3/5/17 (W, 9-3)   |
| .....   | ^^ the other Kaelynn Greene, 5 vs. Toledo, 3/15/16   |
| Had a Walk-Off HR.....                                      | Rachel Rousseau (solo leadoff) 8th inn. vs. WKU, 4/7/19 (W, 8-7)   |
| Had a Walk-Off 3B.....                                      | Jazmine Valle (Bri Anna Hope scored) 11th inn. vs. Memphis, 3/29/13 (W, 1-0)   |
| .....   | first walk-off triple in program history since 2000  |
| Had a Walk-Off 2B.....                                      | Aly Harrell (Paige Halliwill scored) 9th inn. vs. Florida Atlantic (game 2), 4/17/21 (W, 8-7)                                    |
| Had a Walk-Off 1B.....                                      | Blakely Burch (Rachel Pennington scored) 8th inn. vs. East Tennessee State, 2/21/20 (W, 5-4)                                     |
| Had a Walk-Off Stolen Base.....                             | Elicia D'Orazio stole home in bottom 8th vs. Lipscomb (2-1), 2/10/17 (W, 2-1)  |
| Had a Walk-Off Walk .....                                   | Marcena Bertoldo (Jessica Hughes scored) 9th inn. vs. East Carolina (8-7), 2/19/10 (W, 8-7)                                      |
| Had a Walk-Off Sac Fly .....                                | Alyssa Woodrum (Jazmine Valle scored) 8th inn. vs. Florida Atlantic (2-1), 2/10/13 (W, 2-1)                                      |
| Had a Walk-Off Sac Bunt .....                               | Melissa Loesing (Samantha Spurlock scored) 7th inn. vs. Boston, 2/26/10 (W, 13-12)   |
| .....   | completed 7-run inning as MUSB trailed 12-6 entering bottom of 7th   |
| Had a Walk-Off on an Error.....                             | Jessica Hughes (Marcena Bertoldo scored on E6) 9th inn. vs. Wright State (5-4), 4/14/10 (W, 5-4)                                 |
| Allowed a Walk-Off .....                                    | at Middle Tennessee by Lexi Cushing - 10th inn. RBI single, 4/9/21 (L, 9-8)  |
| Pitched 10+ Innings .....                                   | Jordan Dixon, 11.1 vs. Illinois NCAA Regionals, 5/18/17 (L, 3-2)   |
| Struck Out 10+ Batters .....                                | (7x in 2022 all Nester) Sydney Nester, 11 vs. Winthrop, 3/5/22 (W, 6-0)  |
| .....   | previously, Jordan Dixon, 10 at Virginia Tech, 4/21/17 (W, 8-3)  |
| Pitched a Shutout .....                                     | (7x in 2022 Nester-6, Joyce-1) Sydney Nester vs. Winthrop, 3/5/22 (W, 6-0)   |
| Pitched a No-Hitter.....                                    | Sydney Nester vs. Purdue Fort Wayne (5 inn.), 3/3/22 (W, 11-0)   |
| .....   | previously, Jordan Dixon vs. WKU C-USA Tourn., 5/11/17 (W, 2-0)  |
| Recorded 10+ Putouts .....                                  | (6x in 2022) Katie Adams, 10 vs. Winthrop, 3/5/22 (W, 6-2)   |
| Recorded 4-5 Assists.....                                   | (3x in 2022) Katie Adams, 4 at Campbell, 2/26/22 (W, 6-3)  |
| Recorded 6+ Assists.....                                    | ^^ Madison Whitaker, 8 at Middle Tennessee, 4/9/21 (L, 9-8)  |
| .....   | done 4 times since 2000  |
| .....   | ^^ the others Leigh Wintter vs. Houston 4/14/06, Marcena Bertoldo at Morehead St. 4/15/08 & Amanda Lara vs. Ga. Southern 2/11/12 |
| Catcher with 2 Runners Caught Stealing .....                | Kat Sackett at FIU, 4/24/21 (W, 12-6)  |
| Catcher with 3+ Runners Caught Stealing .....               | ^^Taylor McCord, 3 at Florida Atlantic, 3/24/18 (W, 4-0)   |
| .....   | ^^ the other Allison Webb, 3 at Buffalo, 5/1/04  |
| Catcher with 2 runners Caught Stealing in same inning ..... | Taylor McCord (5th inning) vs. Florida Atlantic, 4/8/17 (W, 4-2)   |



# EARLY SEASON TOURNAMENT HIGHLIGHTS - THE BUZZ CLASSIC, 3-1 RECORD

## 2021 Georgia Tech Softball Saint Joseph's vs Marshall Feb 11, 2022 at Atlanta, Ga. (Mewborn Field)

| Saint Joseph's 0 (1-0) |    |   |   |    |    |    |    |   |     | Marshall 8 (1-0)     |    |   |   |    |    |    |    |   |     |
|------------------------|----|---|---|----|----|----|----|---|-----|----------------------|----|---|---|----|----|----|----|---|-----|
| Player                 | ab | r | h | rb | bb | so | po | a | lob | Player               | ab | r | h | rb | bb | so | po | a | lob |
| Jordan Hinkle lf       | 3  | 0 | 1 | 0  | 2  | 0  | 0  | 0 | 0   | CHELEMAN, Grace cf   | 2  | 1 | 0 | 0  | 1  | 1  | 0  | 0 | 0   |
| Jayla Tauber 2b        | 3  | 0 | 0 | 0  | 1  | 0  | 0  | 1 | 0   | HARRELL, Aly 1b      | 3  | 1 | 1 | 1  | 0  | 0  | 6  | 0 | 0   |
| Sarah Cancila rf       | 2  | 0 | 0 | 0  | 1  | 1  | 0  | 0 | 0   | PYE, Saige dh        | 3  | 1 | 1 | 3  | 0  | 0  | 0  | 0 | 0   |
| Madison Fife c         | 2  | 0 | 0 | 0  | 2  | 4  | 0  | 0 | 0   | ADAMS, Katie c       | 3  | 1 | 2 | 1  | 0  | 1  | 12 | 2 | 0   |
| Valley Malito dh       | 2  | 0 | 0 | 0  | 2  | 0  | 0  | 0 | 0   | LEE, Amaya pr        | 0  | 0 | 0 | 0  | 0  | 0  | 0  | 0 | 0   |
| Taylor Marinelli 3b    | 2  | 0 | 1 | 0  | 1  | 1  | 4  | 0 | 0   | STEVENSOM, Mya rf    | 3  | 1 | 1 | 1  | 0  | 0  | 0  | 0 | 0   |
| umanda Herr p          | 2  | 0 | 0 | 0  | 0  | 0  | 0  | 1 | 0   | OWEN, Autumn 3b      | 2  | 1 | 1 | 0  | 0  | 1  | 0  | 1 | 0   |
| Saige Stutz p          | 0  | 0 | 0 | 0  | 0  | 0  | 0  | 0 | 0   | WHITAKER, Madison ss | 2  | 1 | 1 | 2  | 0  | 0  | 0  | 0 | 0   |
| Myssa Notarianni 1b    | 2  | 0 | 0 | 0  | 2  | 7  | 1  | 0 | 0   | KENNEY, Kay Kay lf   | 2  | 1 | 1 | 0  | 0  | 1  | 0  | 0 | 0   |
| Early Rybinski ss      | 2  | 0 | 0 | 0  | 2  | 1  | 0  | 0 | 0   | BROWN, Armani 2b     | 1  | 0 | 0 | 0  | 0  | 0  | 1  | 0 | 0   |
| Saige Smithzewski cf   | 0  | 0 | 0 | 0  | 0  | 0  | 1  | 0 | 0   | NESTER, Sydney p     | 0  | 0 | 0 | 0  | 0  | 0  | 0  | 1 | 0   |
| Totals                 | 20 | 0 | 2 | 0  | 0  | 13 | 15 | 6 | 2   | Totals               | 21 | 8 | 8 | 8  | 1  | 4  | 18 | 5 | 0   |

Score by Innings: 1 2 3 4 5 6 R H E  
 Saint Joseph's 0 0 0 0 0 0 0 2 0  
 Marshall 0 1 0 1 5 1 8 8 1

LOB - OWEN, A.; LOB - SU 2, 2B - Marinelli, ADAMS, K.; HR - HARRELL, A.; PYE, S.; ADAMS, K.; STEVENSON, M.; WHITAKER, M.; SH - BROWN, A.; SB - CHELEMAN, G.; KENNEY, K.

Win - NESTER, S. (1-0). Loss - Herr (0-1). Save - None.  
 Umpires - HP: Wilson Lieske 1B: Aaron Golden 3B: Ted Broyles  
 Start: 10 a.m. Time: 1:32 Attendance:  
 Weather: Pretty dang nice actually  
 Herr faced 2 batters in the 5th.  
 Stutz faced 1 batter in the 6th.

## 2022 Georgia Tech Softball Marshall vs Saint Joseph's Feb 12, 2022 at Atlanta, Ga. (Mewborn Field)

| Marshall 6 (3-1)     |    |   |   |    |    |    |    |     |                   | Saint Joseph's 4 (0-4) |    |   |   |    |    |    |    |     |     |
|----------------------|----|---|---|----|----|----|----|-----|-------------------|------------------------|----|---|---|----|----|----|----|-----|-----|
| Player               | ab | r | h | rb | bb | so | po | a   | lob               | Player                 | ab | r | h | rb | bb | so | po | a   | lob |
| CHELMEAN, Grace cf   | 4  | 1 | 1 | 0  | 0  | 1  | 2  | 0   | 125               | Kayla Tauber 2b        | 3  | 1 | 2 | 0  | 1  | 0  | 4  | 0   | 385 |
| HARRELL, Aly 1b      | 4  | 0 | 1 | 1  | 0  | 0  | 0  | 0   | 333               | Jordan Hinkle cf       | 4  | 0 | 1 | 1  | 0  | 0  | 0  | 0   | 312 |
| ULRICH, Brooklyn pr  | 0  | 0 | 0 | 0  | 0  | 0  | 0  | 0   | 0                 | Madison Fife c         | 2  | 1 | 1 | 0  | 2  | 6  | 0  | 1   | 400 |
| PYE, Saige dp        | 4  | 0 | 0 | 0  | 1  | 0  | 0  | 1   | 143               | Taylor Marinelli 3b    | 3  | 1 | 1 | 0  | 1  | 0  | 3  | 3   | 333 |
| ADAMS, Katie c       | 2  | 1 | 1 | 1  | 0  | 3  | 0  | 0   | 455               | Cashlin Kesh 1b        | 3  | 0 | 1 | 1  | 0  | 1  | 9  | 1   | 222 |
| COLEMAN, Alex pr     | 0  | 1 | 0 | 0  | 0  | 0  | 0  | 0   | 0                 | Hailey Malito rf       | 3  | 0 | 0 | 1  | 0  | 1  | 2  | 0   | 891 |
| STEVENSOM, Mya rf    | 3  | 1 | 2 | 1  | 0  | 0  | 0  | 0   | 462               | Amanda Herr dp         | 3  | 0 | 0 | 0  | 0  | 0  | 0  | 0   | 800 |
| LOVE, Lauren lf/2b   | 3  | 1 | 2 | 0  | 0  | 1  | 1  | 444 | Carly Rybinski ss | 3                      | 1  | 1 | 0 | 0  | 0  | 0  | 1  | 382 |     |
| OWEN, Autumn 3b      | 3  | 0 | 1 | 0  | 2  | 0  | 2  | 0   | 273               | Sarah Cancila lf       | 3  | 0 | 0 | 0  | 0  | 0  | 3  | 0   | 080 |
| MICHALLAS, Camryn ss | 2  | 0 | 0 | 0  | 0  | 3  | 3  | 0   | 143               | Emily Siler p          | 0  | 0 | 0 | 0  | 0  | 0  | 0  | 0   | 0   |
| KENNEY, Kay Kay ph   | 1  | 0 | 0 | 0  | 1  | 0  | 0  | 0   | 200               | Totals                 | 27 | 4 | 7 | 4  | 3  | 3  | 21 | 9   | 5   |
| BROWN, Armani 2b/pr  | 1  | 1 | 0 | 0  | 1  | 1  | 0  | 0   | 000               |                        |    |   |   |    |    |    |    |     |     |
| LUCAS, Rielly ph/lf  | 1  | 0 | 0 | 0  | 1  | 0  | 0  | 0   | 000               |                        |    |   |   |    |    |    |    |     |     |
| JOYCE, C. p          | 0  | 0 | 0 | 0  | 0  | 0  | 0  | 0   | 0                 |                        |    |   |   |    |    |    |    |     |     |
| BLESSIN, Ashley p    | 0  | 0 | 0 | 0  | 0  | 0  | 1  | 0   | 0                 |                        |    |   |   |    |    |    |    |     |     |
| NESTER, Sydney p     | 0  | 0 | 0 | 0  | 0  | 0  | 2  | 0   | 0                 |                        |    |   |   |    |    |    |    |     |     |
| Totals               | 28 | 6 | 7 | 5  | 2  | 6  | 21 | 10  | 3                 |                        |    |   |   |    |    |    |    |     |     |

Score by Innings: 1 2 3 4 5 6 R H E  
 Marshall 2 0 0 1 0 2 1 6 7 0  
 Saint Joseph's 3 1 0 0 0 0 0 4 7 0

LOB - MAR 3; SJU 5, 2B - CHELEMAN, G.(1); ADAMS, K.(2); STEVENSON, M. 2(2); OWEN, A.(1); HR - LOVE, Lauren(1); SB - Tauber(1); Rybinski(1).

| Marshall        | ip  | h | r | er | bb | so | ab | bf | np    | era | Saint Joseph's | ip  | h | r | er | bb | so | ab | bf | np | era  |
|-----------------|-----|---|---|----|----|----|----|----|-------|-----|----------------|-----|---|---|----|----|----|----|----|----|------|
| JOYCE, C.       | 1.0 | 4 | 3 | 0  | 0  | 6  | 6  | 20 | 27.00 |     | Emily Siler    | 7.0 | 7 | 6 | 6  | 2  | 6  | 28 | 30 | 98 | 7.29 |
| BLESSIN, Ashley | 3.0 | 2 | 1 | 2  | 2  | 11 | 13 | 46 | 4.50  |     |                |     |   |   |    |    |    |    |    |    |      |
| NESTER, Sydney  | 3.0 | 1 | 0 | 0  | 1  | 10 | 11 | 50 | 0.00  |     |                |     |   |   |    |    |    |    |    |    |      |

Win - NESTER, S. (3-0). Loss - Siler (0-3). Save - None.  
 WP - Siler(3). Pitches/strikes: JOYCE, C. 20/14; BLESSIN, A. 46/27; NESTER, S. 50/31; Siler 98/66.  
 Umpires - HP: Aaron Golden 1B: Emeric Addison 3B: Wilson Lieske  
 Start: 6:50 Time: 1:50 Attendance: 54  
 Weather: Light and breezy



Sydney Nester starred in her MUSB debut going 3-0 with a 0.00 ERA, and 25 strikeouts in 14 innings.

@HerdSB

## 2021 Georgia Tech Softball Marshall vs Villanova Feb 11, 2022 at Atlanta, Ga. (Mewborn Field)

| Marshall 1 (1-1)     |    |   |   |    |    |    |    |     |   | Villanova 9 (1-0)     |    |   |   |    |    |    |    |     |  |
|----------------------|----|---|---|----|----|----|----|-----|---|-----------------------|----|---|---|----|----|----|----|-----|--|
| Player               | ab | r | h | rb | so | po | a  | lob |   | Player                | ab | r | h | rb | so | po | a  | lob |  |
| CHELEMAN, Grace cf   | 3  | 0 | 0 | 0  | 1  | 0  | 0  | 1   |   | Angela Giampolo 2b    | 4  | 0 | 0 | 0  | 2  | 1  | 1  | 0   |  |
| HARRELL, Aly 1b      | 2  | 0 | 0 | 0  | 1  | 5  | 0  | 1   |   | Paige Rauch pr/lf     | 3  | 0 | 1 | 1  | 0  | 0  | 1  | 0   |  |
| PYE, Saige dh        | 1  | 0 | 0 | 0  | 0  | 0  | 0  | 0   |   | Chloe Smith 1b        | 1  | 1 | 1 | 2  | 0  | 0  | 4  | 0   |  |
| ADAMS, Katie c/dh    | 2  | 0 | 0 | 0  | 1  | 3  | 1  | 1   |   | Megan Kern ss         | 2  | 1 | 2 | 1  | 0  | 1  | 1  | 0   |  |
| OWEN, Autumn c/ph    | 1  | 0 | 0 | 0  | 1  | 0  | 0  | 0   |   | Erin Gray pr          | 0  | 0 | 0 | 0  | 0  | 0  | 0  | 0   |  |
| COLEMAN, Alex lf     | 0  | 0 | 0 | 0  | 0  | 0  | 0  | 0   |   | Ava Franz 2b          | 2  | 0 | 0 | 1  | 0  | 1  | 1  | 2   |  |
| STEVENSOM, Mya rf    | 2  | 0 | 0 | 0  | 2  | 0  | 0  | 0   |   | Ally Jones c          | 3  | 0 | 0 | 0  | 1  | 6  | 0  | 2   |  |
| WHITAKER, Madison ss | 2  | 0 | 1 | 0  | 1  | 1  | 1  | 0   |   | Tess Cites rf         | 1  | 3 | 1 | 1  | 0  | 0  | 0  | 0   |  |
| ULRICH, Brooklyn pr  | 0  | 1 | 0 | 0  | 0  | 0  | 0  | 0   |   | Ryan Henry dh         | 2  | 1 | 2 | 0  | 0  | 0  | 0  | 0   |  |
| KENNEY, Kay Kay lf   | 1  | 0 | 0 | 0  | 1  | 0  | 0  | 0   |   | Alexa Raphael pr      | 0  | 1 | 0 | 0  | 0  | 0  | 0  | 0   |  |
| MICHALLAS, Camryn 3b | 2  | 0 | 1 | 0  | 0  | 0  | 2  | 0   |   | Victoria Sebastian 1b | 1  | 0 | 1 | 0  | 0  | 0  | 0  | 0   |  |
| BROWN, Armani 2b     | 1  | 0 | 0 | 0  | 0  | 1  | 0  | 0   |   | Sydney Hayes cf       | 2  | 1 | 1 | 1  | 0  | 0  | 0  | 0   |  |
| LOVE, Lauren 1b      | 1  | 0 | 1 | 0  | 0  | 1  | 0  | 0   |   | Emily Orr ph          | 0  | 0 | 0 | 0  | 0  | 0  | 0  | 0   |  |
| JOYCE, C. p          | 0  | 0 | 0 | 0  | 0  | 0  | 0  | 0   |   | Dani Dabroski lf/pr   | 0  | 1 | 0 | 0  | 0  | 0  | 2  | 0   |  |
| FERINGA, Bub p       | 0  | 0 | 0 | 0  | 0  | 0  | 0  | 0   |   | Totals                | 21 | 9 | 8 | 8  | 4  | 3  | 15 | 4   |  |
| BLESSIN, Ashley p    | 0  | 0 | 0 | 0  | 0  | 0  | 1  | 0   |   |                       |    |   |   |    |    |    |    |     |  |
| Totals               | 18 | 1 | 3 | 1  | 0  | 6  | 13 | 6   | 3 |                       |    |   |   |    |    |    |    |     |  |

Score by Innings: 1 2 3 4 5 6 R H E  
 Marshall 0 0 0 0 0 1 1 3 1  
 Villanova 2 3 2 1 1 9 8 0

Note: 1 out, 3 runners LOB when the game ended.  
 E - WHITAKER, P.(1); LOB - MAR 3; VU 7; HR - Kern, M.; Cites, T.; HBP - PYE, S.; Smith, C. 2; Cites, T.; Orr, E.; SB - Smith, C.; Gray, E.; Henry, R.; Raphael, A.; Hayes, S.; CS - Hayes, S..

| Marshall        | ip  | h | r | er | bb | so | ab | bf | Villanova   | ip  | h | r | er | bb | so | ab | bf |
|-----------------|-----|---|---|----|----|----|----|----|-------------|-----|---|---|----|----|----|----|----|
| JOYCE, C.       | 1.0 | 2 | 3 | 3  | 1  | 2  | 5  | 7  | Paige Rauch | 5.0 | 3 | 1 | 1  | 0  | 6  | 18 | 19 |
| FERINGA, Bub    | 1.1 | 4 | 4 | 3  | 2  | 1  | 9  | 11 |             |     |   |   |    |    |    |    |    |
| BLESSIN, Ashley | 2.0 | 2 | 2 | 2  | 1  | 0  | 7  | 11 |             |     |   |   |    |    |    |    |    |

Win - Rauch, P. (1-0). Loss - JOYCE, C. (0-1). Save - None.  
 HBP - by Rauch, P. (PYE, S.); by JOYCE, C. (Smith, C.); by BLESSIN, A. (Smith, C.); by BLESSIN, A. (Cites, T.); by BLESSIN, A. (Orr, E.); PB - ADAMS, K.(1).  
 Umpires - HP: Tim Kasate 1B: Ted Broyles 3B: Emeric Addison  
 Start: 12:30 Time: 1:50 Attendance: 80  
 Weather: Warm and sunny as it should be  
 JOYCE, C. faced 4 batters in the 2nd.

## Highlights from the Buzz Classic

### Friday vs. Saint Joseph's

- Sydney Nester struck out 13 in her very first start in a Marshall uniform. The North Carolina State transfer shut out the Hawks allowing just two hits and zero walks in the complete game win. Nester struck out at least two in every inning, including the side in the second.  
 - Marshall bats opened the 2022 season tying a team single-game record with five home runs. Katie Adams hit the first in the second inning, followed by Aly Harrell in the 4th, Madison Whitaker and Saige Pye in the fifth and finally Mya Stevenson in the sixth. Stevenson's solo homer to lead off the inning ended the game with the 8-0 win.  
 - The Herd had eight different players score a run  
 - Autumn Owen tallied her first Marshall hit and run scored as the Gardner-Webb transfer led off the fifth with a single and then scored on Madison Whitaker's home run to center.  
 - Katie Adams had two hits with a home run and a double.  
 - Aly Harrell and Mya Stevenson remained tied for second in team history in career home runs with 41, after one homer each.  
 - Aly Harrell's solo home run also gave the fifth-year senior her 80th career game with a run driven in, tying her with Samantha Rodriguez for 5th-most in team history. Harrell added two more games during the weekend and is now fifth by herself with 82.

### Friday vs. Villanova

- Freshman Lauren Love recorded her first career hit and RBI in her very first plate appearance. Love came in to pinch hit in the top of the fifth with one runner on base and two outs. Love battled with preseason All-American pitcher Paige Rauch for a 10-pitch at bat, Love finally won with a single to center that score the run.  
 - Freshman Brooklyn Ulrich scored her first career run. Ulrich was in to pinch run at first for Madison Whitaker in the fifth. Ulrich later scored on Love's single up the middle.  
 - Freshman Bub Feringa had her first collegiate outing in the circle. Feringa went 1.1 innings of relief and recorded her first career strikeout.

### Saturday vs. Villanova

- Herd enacted some revenge Saturday morning. After falling 9-1 in five innings on Friday to Villanova, Marshall won 8-0 in five innings Saturday.  
 - Sydney Nester struck out 11 batters in her second Marshall start. She allowed just three hits and one hit-by-pitch in the shut out. Villanova loaded the bases with one out in the top of the third. Nester struck out the next two batters on her way to striking out the final eight that she faced to finish the game.  
 - Mya Stevenson took over second place all-time in career home runs at Marshall with a 3-run blast over the scoreboard in left for the 42nd of her career.  
 - Redshirt freshman Amaya Lee scored her first career run in the third inning. Lee, who missed all of 2021 with a shoulder injury, came in to run at first for Saige Pye and later scored on an error in right on a dropped fly ball off the bat of Mya Stevenson.  
 - Freshman Rielly Lucas recorded her first career RBI. Lucas entered the game to pinch hit in the third. She grounded out to second for the second out of the inning, but allowed Mya Stevenson to score from third. It gave Marshall the 8-0 lead.

### Saturday vs. Saint Joseph's

- Marshall had its first comeback victory of the season. After trailing 4-2, the Herd scored four unanswered runs for the victory.  
 - Marshall finished the game with seven hits. The Herd tallied five doubles, one home run and just one single. Aly Harrell hit MU's only single while driving in the Herd's final run of the game in the top of the seventh, scoring Armani Brown.  
 - Mya Stevenson hit two doubles to tie her career-high. She also scored on a wild pitch in the fourth inning to cut Marshall's deficit to one, 4-3.  
 - Lauren Love smashed her first career home run with a 2-run shot to right in the sixth to give Marshall a 5-4 lead.  
 - Freshman Alex Coleman scored her first career run. Coleman came in to pinch run in the sixth at first for Katie Adams. Coleman later scored on the home run from Lauren Love.  
 - Camryn Michallas had a spectacular game defensively at shortstop with three putouts and three assists. Michallas showed off her concentration, catching a pop up in the infield, while almost colliding with thirdbase Autumn Owen. Michallas later showed off her arm strength, throwing runners out at first.  
 - Sydney Nester came on in relief to start the fifth inning. She pitched the final three innings earning the win as the Herd took the lead with her in the circle. Nester tallied just one strikeout, however she only allowed two baserunners.  
 - Grace Chelemen made a great catch in right-center to end the game. Saint Joseph's had a runner at first with two outs and the game-tying run at the plate. The ball was hit well into the gap, however Chelemen ran it down at the warning track and held on just before hitting the wall.

# EARLY SEASON TOURNAMENT HIGHLIGHTS - THE BATTLE AT THE BEACH, 2-3 RECORD

## The Automated ScoreBook Marshall vs South Carolina Feb 18, 2022 at Conway, S.C. (St. John Stadium)

| Marshall 5 (3-2)     |    |   |   |    |    |    |    |   |     | South Carolina 7 (4-2) |    |   |    |    |    |    |    |   |     |
|----------------------|----|---|---|----|----|----|----|---|-----|------------------------|----|---|----|----|----|----|----|---|-----|
| Player               | ab | r | h | ri | bb | so | po | a | lob | Player                 | ab | r | h  | ri | bb | so | po | a | lob |
| CHELEMAN, Grace cf   | 4  | 0 | 2 | 1  | 0  | 0  | 3  | 0 | 0   | Maddie Gallagher 2b    | 3  | 2 | 2  | 2  | 1  | 0  | 4  | 4 | 0   |
| HARRELL, Aly 1b      | 2  | 0 | 0 | 1  | 0  | 2  | 0  | 5 | 0   | Jordan Fabian 1b       | 3  | 0 | 0  | 1  | 0  | 1  | 7  | 0 | 1   |
| STEVENS, Mya rf      | 4  | 0 | 0 | 0  | 0  | 4  | 0  | 2 | 0   | Hannah Kumiyama c/dp   | 4  | 1 | 2  | 2  | 0  | 0  | 0  | 0 | 2   |
| ADAMS, Katie c/dp    | 4  | 0 | 0 | 0  | 0  | 1  | 0  | 1 | 0   | Olivia Cook pr         | 0  | 0 | 0  | 0  | 0  | 0  | 0  | 0 | 0   |
| PYE, Saige dp/lf     | 3  | 1 | 1 | 0  | 1  | 0  | 0  | 0 | 2   | Katie Prebble lf       | 4  | 2 | 2  | 1  | 0  | 1  | 0  | 0 | 0   |
| LEE, Amaya pr        | 0  | 1 | 0 | 0  | 0  | 0  | 0  | 0 | 0   | Riley Blampied 3b      | 2  | 0 | 1  | 0  | 1  | 0  | 2  | 0 | 0   |
| COLEMAN, Alex if     | 0  | 0 | 0 | 0  | 0  | 0  | 0  | 0 | 0   | Emma Sellers ss        | 4  | 0 | 2  | 1  | 0  | 0  | 4  | 1 | 2   |
| KENNEY, Kay Kay if   | 0  | 0 | 0 | 0  | 0  | 0  | 0  | 0 | 0   | Marissa Gonzalez cf    | 3  | 0 | 0  | 0  | 0  | 0  | 4  | 0 | 2   |
| LOVE, Lauren 7b      | 3  | 2 | 1 | 1  | 0  | 1  | 2  | 1 | 1   | Kassidy Knupp ph       | 1  | 0 | 0  | 0  | 0  | 0  | 0  | 0 | 2   |
| WHITAKER, Madison ss | 2  | 1 | 0 | 0  | 1  | 1  | 1  | 0 | 0   | Giulia Desiderio dp/c  | 2  | 2 | 0  | 0  | 0  | 0  | 2  | 0 | 0   |
| NICHALLAS, Camryn 3b | 3  | 0 | 1 | 2  | 0  | 0  | 1  | 0 | 0   | Carlie Henderson cf    | 3  | 0 | 1  | 0  | 0  | 0  | 0  | 0 | 0   |
| BROWN, Armani 2b     | 0  | 0 | 0 | 0  | 0  | 0  | 1  | 0 | 0   | Leah Powell p          | 0  | 0 | 0  | 0  | 0  | 0  | 0  | 0 | 0   |
| OWEN, Autumn p/c     | 2  | 0 | 0 | 1  | 0  | 0  | 2  | 0 | 1   | Rachel Vaughan p       | 0  | 0 | 0  | 0  | 0  | 0  | 0  | 0 | 0   |
| BLESSIN, Ashley p    | 0  | 0 | 0 | 0  | 0  | 0  | 3  | 0 | 0   | Totals                 | 29 | 7 | 10 | 7  | 2  | 3  | 21 | 7 | 9   |
| JOYCE, C. p          | 0  | 0 | 0 | 0  | 0  | 0  | 0  | 0 | 0   |                        |    |   |    |    |    |    |    |   |     |
| Totals               | 27 | 5 | 7 | 4  | 5  | 2  | 18 | 7 | 7   |                        |    |   |    |    |    |    |    |   |     |

| Score by Innings | 1 | 2 | 3 | 4 | 5 | 6 | 7 | R | H  | E |
|------------------|---|---|---|---|---|---|---|---|----|---|
| Marshall         | 0 | 3 | 2 | 0 | 0 | 0 | 0 | 5 | 7  | 2 |
| South Carolina   | 2 | 3 | 1 | 1 | 0 | 0 | X | 7 | 10 | 2 |

E - NICHALLAS, C(2); R. Blampied(3); M. Gonzalez(1); LOR - MAR 7; SC 9-2B - PYE, S(1); LOVE, Lauren(1); M. Gallagher(2); C. Henderson(1); HR - M. Gallagher(1); H. Kumiyama(1); K. Prebble(3); HBP - R. Blampied; G. Desiderio. SF - OWEN, A(1); J. Fabian(1).

| Marshall        |     |   |   |    |    |    |    | South Carolina |                |     |   |   |    |    |    |    |    |
|-----------------|-----|---|---|----|----|----|----|----------------|----------------|-----|---|---|----|----|----|----|----|
|                 | ip  | h | r | er | bb | so | ab | bf             |                | ip  | h | r | er | bb | so | ab | bf |
| BLESSIN, Ashley | 1.1 | 5 | 4 | 4  | 0  | 1  | 9  | 10             | Leah Powell    | 3.0 | 5 | 5 | 5  | 4  | 2  | 13 | 18 |
| JOYCE, C.       | 4.2 | 5 | 3 | 2  | 2  | 2  | 20 | 24             | Rachel Vaughan | 4.0 | 2 | 0 | 0  | 1  | 0  | 14 | 15 |

Win - R. Vaughan (1-0). Loss - JOYCE, C. (0-2). Save - None.  
WP - JOYCE, C.(1); L. Powell(4). HBP - by BLESSIN, A. (G. Desiderio); by JOYCE, C. (R. Blampied).

Umpires - HP: Edward Walker 1B: Wayne Griffin 3B: Jon Chambers  
Start: 12:02 PM Time: 2:23 Attendance: 183  
Weather: 69 degrees, partly cloudy, wind

## The Automated ScoreBook Marshall at Coastal Carolina Feb 19, 2022 at Conway, S.C. (St. John Stadium)

| Marshall 9 (4-4)     |    |   |    |    |    |    |    |     |                         | Coastal Carolina 7 (5-3) |    |    |   |    |    |    |   |     |  |
|----------------------|----|---|----|----|----|----|----|-----|-------------------------|--------------------------|----|----|---|----|----|----|---|-----|--|
| Player               | ab | r | h  | bb | so | po | a  | lob |                         | Player                   | ab | r  | h | bb | so | po | a | lob |  |
| HARRELL, Aly 1b      | 3  | 0 | 1  | 1  | 0  | 0  | 0  | 0   | Roose, Keirstin 3b      | 4                        | 0  | 2  | 0 | 0  | 1  | 0  | 1 | 0   |  |
| CHELEMAN, Grace cf   | 3  | 0 | 1  | 1  | 0  | 1  | 0  | 0   | Montoya, Abbey ss       | 3                        | 1  | 1  | 0 | 0  | 1  | 0  | 1 | 2   |  |
| STEVENS, Mya rf      | 3  | 1 | 1  | 1  | 2  | 0  | 0  | 0   | Zana, Riley 2b          | 3                        | 1  | 0  | 0 | 1  | 1  | 3  | 1 | 1   |  |
| PYE, Saige dp        | 2  | 0 | 0  | 0  | 0  | 0  | 0  | 5   | De Jesus, Iyana dp/ph   | 3                        | 1  | 2  | 1 | 0  | 0  | 0  | 0 | 0   |  |
| LEE, Amaya pr        | 1  | 1 | 0  | 0  | 0  | 0  | 0  | 0   | Robinson, daVidra pr    | 0                        | 0  | 0  | 0 | 0  | 0  | 0  | 0 | 0   |  |
| LUCAS, Ryleigh ph    | 1  | 1 | 1  | 0  | 0  | 0  | 0  | 0   | Ellis, Kennedy rf       | 0                        | 0  | 0  | 0 | 0  | 0  | 1  | 0 | 0   |  |
| LOVE, Lauren 2b      | 4  | 1 | 1  | 0  | 0  | 2  | 5  | 0   | Jennings, Maddy c       | 3                        | 1  | 1  | 1 | 1  | 7  | 0  | 0 | 0   |  |
| BROWN, Armani 2b     | 0  | 0 | 0  | 0  | 0  | 0  | 0  | 0   | Jankay, Abby 1b         | 4                        | 1  | 2  | 3 | 0  | 1  | 4  | 1 | 0   |  |
| KENNEY, Kay Kay if   | 4  | 1 | 1  | 0  | 1  | 0  | 1  | 0   | Wrightman, Jay rf       | 2                        | 0  | 0  | 0 | 1  | 3  | 0  | 0 | 0   |  |
| ADAMS, Katie c       | 2  | 1 | 0  | 0  | 0  | 1  | 6  | 0   | BeasleyPolko,Kaitlin ph | 2                        | 0  | 0  | 0 | 0  | 0  | 0  | 2 | 2   |  |
| FERINGA, Bub ph      | 1  | 1 | 2  | 0  | 0  | 0  | 0  | 0   | Hudson, Madison cf      | 3                        | 1  | 1  | 1 | 0  | 2  | 0  | 1 | 0   |  |
| NICHALLAS, Camryn ss | 4  | 1 | 1  | 2  | 0  | 0  | 3  | 1   | Ebersole, Payton if     | 2                        | 1  | 2  | 0 | 1  | 0  | 0  | 0 | 0   |  |
| OWEN, Autumn 3b      | 4  | 1 | 2  | 0  | 0  | 1  | 2  | 0   | AYALA, Bella 3b         | 2                        | 0  | 1  | 0 | 0  | 0  | 0  | 0 | 0   |  |
| JOYCE, C. p          | 0  | 0 | 0  | 0  | 0  | 1  | 1  | 0   | TAFFET, Sarah 2b        | 1                        | 0  | 0  | 0 | 0  | 0  | 0  | 0 | 0   |  |
| NESTER, Sydney p     | 0  | 0 | 0  | 0  | 0  | 0  | 0  | 0   | Reidman, Madison p      | 0                        | 0  | 0  | 0 | 0  | 0  | 0  | 0 | 0   |  |
| Totals               | 31 | 9 | 10 | 9  | 1  | 5  | 21 | 11  | 6                       | Brabham, Madison p       | 0  | 0  | 0 | 0  | 0  | 0  | 1 | 0   |  |
|                      |    |   |    |    |    |    |    |     | Totals                  | 29                       | 7  | 11 | 6 | 4  | 6  | 21 | 6 | 6   |  |

| Score by Innings | 1 | 2 | 3 | 4 | 5 | 6 | 7 | R | H  | E |
|------------------|---|---|---|---|---|---|---|---|----|---|
| Marshall         | 0 | 4 | 0 | 1 | 0 | 0 | 4 | 9 | 10 | 0 |
| Coastal Carolina | 0 | 1 | 0 | 0 | 0 | 0 | 6 | 7 | 11 | 2 |

E - Jankay, A(2); Picone, N(2); DP - MAR 1; LOR - MAR 6; CCU 6-2B - CHELEMAN, G(2); KENNEY, K(1); De Jesus, I(3); Jennings, M(4); Ebersole, P(1); HR - STEVENSON,M(3); FERINGA, B(1); OWEN, A(1); Jankay, A(1); Hudson, M(1); HBP - HARRELL, A.; PYE, S.; ADAMS, K. SF - CHELEMAN, G(1); De Jesus, I(1).

| Marshall       |     |    |   |    |    |    |    | Coastal Carolina |                   |     |   |   |    |    |    |    |    |
|----------------|-----|----|---|----|----|----|----|------------------|-------------------|-----|---|---|----|----|----|----|----|
|                | ip  | h  | r | er | bb | so | ab | bf               |                   | ip  | h | r | er | bb | so | ab | bf |
| JOYCE, C.      | 6.2 | 11 | 7 | 6  | 4  | 6  | 28 | 33               | Picone, Nicolette | 1.2 | 2 | 4 | 3  | 1  | 2  | 7  | 12 |
| NESTER, Sydney | 0.1 | 0  | 0 | 0  | 0  | 0  | 1  | 1                | Redman, Maddie    | 1.2 | 4 | 1 | 1  | 0  | 1  | 8  | 8  |
|                |     |    |   |    |    |    |    |                  | Brabham, Raalee   | 3.2 | 4 | 4 | 3  | 0  | 2  | 16 | 16 |

Win - JOYCE, C. (1-2). Loss - Picone, N (2-2). Save - NESTER, S. (1).  
WP - Brabham, R(1); HBP - by Picone, N (PYE, S.); by Picone, N (ADAMS, K.); by Picone, N (HARRELL, A.). PB - ADAMS, K.(2); Jennings, M(2).

Umpires - HP: Edward Walker 1B: Wayne Griffin 3B: David Southard  
Start: 3:05 PM Time: 2:36 Attendance: 310  
Weather: 61 degrees, sunny/breezy

## From The Battle at the Beach

### Friday vs. South Carolina

- After trailing 2-0, Marshall responded with three runs in the top of the second, and then two runs in the third to tie the game at 5-5. The Herd eventually slowed down South Carolina, but lost 7-5.
- Grace Chelemen had two hits and Camryn Nichallas had two RBI.
- Aly Harrell drew her first two walks of the season.
- Mya Stevenson had a diving catch in right to record the first out in the third.
- Ashley Blessin started in the circle and pitched into the second. Cailey Joyce came on and threw the last 4.2 innings. Both players allowed five hits. Joyce struck out two.

### Friday at Coastal Carolina

- Aly Harrell hit her 42nd career home run in the top of the first to get the Herd on the scoreboard and put her into a tie with Stevenson again for second all-time in team history.
- Saige Pye hit a 2-run home run in the third, caught by team manager Jon Crispino, over the centerfield wall. It was her 16th in a Herd uniform and 17th career.
- Sydney Nester pitched the complete game. Struck out eight and gave up just one earned run out of four allowed, her first earned run in a Marshall uniform. Nester took her first Herd loss.
- Coastal scored three runs in the bottom of the sixth to take a 4-3 lead, two runs on an error.
- Harrell finished the game with two hits.
- Madison Whitaker had two hits.

### Saturday vs. South Carolina

- The Gamecocks scored the first four runs through the top of the third.
- Madison Whitaker went down with an injury in the second inning causing a defensive shakeup. Lauren Love was in left and moved to the infield. Kay Kay Kenney entered in left.
- Kenney's first plate appearance of the game came in the bottom of the third following a walk to Grace Chelemen and then a single up the middle by Aly Harrell. Kenney took a 1-I pitch over the fence in center for her first home run of the season and second of her career. The 3-run shot pulled the Herd within one, 4-3.
- Marshall had chances during the game, but could not find the timely hit.
- South Carolina added three more runs in the top of the seventh.
- Sydney Nester earned her second loss of the season, tossing 6.1 innings, allowed

## The Automated ScoreBook Marshall at Coastal Carolina Feb 18, 2022 at Conway, S.C. (St. John Stadium)

| Marshall 3 (3-3) |  |  |
|------------------|--|--|
|------------------|--|--|



# EARLY SEASON TOURNAMENT HIGHLIGHTS - THE CAMEL STAMPED, 3-1 RECORD

## The Automated ScoreBook

Kent State vs Marshall

Feb 25, 2022 at Buies Creek, N.C. (Amanda Littlejohn)

### Kent State 1 (3-3)

| Player                    | ab | r | h | ri | bb | so | po | a | lob |
|---------------------------|----|---|---|----|----|----|----|---|-----|
| KERSCHNER, Sabrina 2b     | 2  | 1 | 0 | 0  | 1  | 1  | 3  | 0 | 0   |
| WHITT, Brooklyn cf        | 2  | 0 | 0 | 0  | 1  | 2  | 1  | 0 | 0   |
| BROWNFIELD, Brenna ss/dp  | 2  | 0 | 0 | 1  | 2  | 0  | 0  | 0 | 0   |
| LIPPE, Emily c            | 2  | 0 | 0 | 0  | 1  | 1  | 14 | 0 | 0   |
| LEWANDOWSKI, Kiley ph     | 1  | 0 | 0 | 0  | 0  | 1  | 0  | 1 | 0   |
| CRUZ, Chloe 1b            | 2  | 0 | 0 | 0  | 2  | 1  | 0  | 0 | 0   |
| RAMER, Jade ph            | 1  | 0 | 0 | 0  | 0  | 0  | 0  | 0 | 0   |
| WING, Savannah rf         | 2  | 0 | 1 | 0  | 1  | 0  | 0  | 0 | 0   |
| CRITTENDON, Jada pr       | 0  | 0 | 0 | 0  | 0  | 0  | 0  | 0 | 0   |
| HERSCHBERGER, Madison lf  | 3  | 0 | 1 | 0  | 1  | 0  | 0  | 0 | 0   |
| ROBESON, Delaney 3b       | 2  | 0 | 0 | 0  | 2  | 1  | 0  | 0 | 0   |
| FSISKE, Alex ph           | 1  | 0 | 0 | 0  | 0  | 1  | 1  | 0 | 0   |
| WHITMORE, Alexandra dp/1b | 2  | 0 | 0 | 0  | 1  | 0  | 1  | 2 | 0   |
| LEBEAU, Jessica p         | 0  | 0 | 0 | 0  | 0  | 0  | 0  | 0 | 0   |
| Totals                    | 22 | 1 | 2 | 1  | 3  | 12 | 21 | 2 | 4   |

### Score by Innings

|            | 1 | 2 | 3 | 4 | 5 | 6 | 7 | R | H | E |
|------------|---|---|---|---|---|---|---|---|---|---|
| Kent State | 1 | 0 | 0 | 0 | 0 | 0 | 0 | 1 | 2 | 2 |
| Marshall   | 0 | 0 | 0 | 0 | 0 | 0 | 0 | 0 | 2 | 0 |

E - KERSCHNER(1); ROBESON(1); DP - KENTIST 1; LOB - KENTIST 4; MAR 9, 2B - PYE, S.(2); HBP - LOVE, Lauren; KENNEY, K., SF - BROWNFIELD(1); SB - KERSCHNER(1); WHITT(1); CRITTENDON(1); COLEMAN, A.(1).

| Kent State      | ip  | r | h | er | bb | so | ab | bf |
|-----------------|-----|---|---|----|----|----|----|----|
| LEBEAU, Jessica | 7.0 | 2 | 0 | 0  | 4  | 14 | 24 | 30 |

Win - LEBEAU (1-2). Loss - NESTER, S. (4-3). Save - None.  
HBP - by HOWARD (LOVE, Lauren); by LEBEAU (KENNEY, K.).

Umpires - HP: Melvin Clark 1B: Jose Travis 3B: Alfred Basden  
Start: 9:58 AM Time: 1:59 Attendance: 174

## The Automated ScoreBook

Howard vs Marshall

Feb 25, 2022 at Buies Creek, N.C. (Amanda Littlejohn)

### Howard 2 (3-6)

| Player               | ab | r | h | ri | bb | so | po | a | lob |
|----------------------|----|---|---|----|----|----|----|---|-----|
| RICKS, Lealani ss/2b | 2  | 0 | 1 | 0  | 0  | 0  | 1  | 0 | 0   |
| QUINNEZ, Payton ph   | 1  | 0 | 0 | 0  | 0  | 0  | 0  | 0 | 0   |
| LOVE, Lauren 2b/ss   | 1  | 0 | 0 | 0  | 0  | 0  | 0  | 0 | 0   |
| NAVARRO, Camille 2b  | 2  | 0 | 0 | 0  | 0  | 0  | 2  | 0 | 0   |
| GREENE, Jada ss      | 1  | 1 | 1 | 0  | 0  | 0  | 0  | 0 | 0   |
| VASQUEZ, Alyssa dp   | 3  | 0 | 0 | 0  | 0  | 0  | 0  | 0 | 0   |
| DENNIS, Kalita lf    | 3  | 1 | 2 | 1  | 0  | 0  | 0  | 0 | 0   |
| AGUILASOCHO, Luz c   | 1  | 0 | 1 | 0  | 0  | 1  | 0  | 0 | 0   |
| HARRIS, Madison 3b   | 1  | 0 | 0 | 0  | 1  | 0  | 0  | 0 | 0   |
| FLETCHER, Sidney 3b  | 0  | 0 | 0 | 0  | 0  | 0  | 0  | 0 | 0   |
| DAVILA, Natalie 1b   | 2  | 0 | 0 | 0  | 1  | 4  | 0  | 0 | 0   |
| SALLEE, Ayana rf/dp  | 2  | 0 | 1 | 0  | 0  | 0  | 1  | 2 | 0   |
| WATSON, Alyssa c/dp  | 1  | 0 | 0 | 0  | 0  | 0  | 0  | 0 | 0   |
| BSHOW, Victoria ph   | 1  | 0 | 0 | 0  | 0  | 0  | 0  | 0 | 0   |
| MOSLEY, Tracy p      | 0  | 0 | 0 | 0  | 0  | 0  | 0  | 0 | 0   |
| GONZALES, Mia p      | 0  | 0 | 0 | 0  | 0  | 0  | 0  | 0 | 0   |
| Totals               | 20 | 2 | 6 | 2  | 1  | 2  | 12 | 5 | 5   |

| Score by Innings | 1  | 2 | 3 | 4 | 5 | 6  | 7  | R | H | E |
|------------------|----|---|---|---|---|----|----|---|---|---|
| Howard           | 0  | 0 | 0 | 1 | 1 | 2  | 6  | 1 |   |   |
| Marshall         | 10 | 1 | 3 | 1 | X | 15 | 14 | 0 |   |   |

E - WATSON, A., DP - MAR 1; LOB - HOW 5; MAR 3, 2B - RICKS(1); LOVE, Lauren; ADAMS, K.; STEVENSON, M., HR - GREENE(1); DENNIS, K., HBP - FLETCHER, S., SB - COLEMAN, A.,

| Howard        | ip  | r | h | er | bb | so | ab | bf |
|---------------|-----|---|---|----|----|----|----|----|
| MOSLEY, Tracy | 0.1 | 6 | 7 | 7  | 1  | 0  | 7  | 8  |
| GONZALES, Mia | 3.2 | 8 | 8 | 7  | 4  | 2  | 18 | 22 |

Win - JOYCE, C. (2-2). Loss - MOSLEY, T. (1-1). Save - None.  
WP - GONZALES, M. 2; HBP - by JOYCE, C. (FLETCHER, S.).

Umpires - HP: Richard Patrick 1B: Alfred Basden 3B: Melvin Clark  
Start: 12:30 PM Time: 2:14 PM Attendance: 112  
Weather: 71°, partly cloudy

### Marshall 15 (5-5)

| Player              | ab | r  | h  | ri | bb | so | po | a | lob |
|---------------------|----|----|----|----|----|----|----|---|-----|
| HARRELL, Aly 1b     | 4  | 1  | 1  | 0  | 0  | 1  | 5  | 0 | 1   |
| LEE, Amaya pr       | 0  | 1  | 0  | 0  | 0  | 0  | 0  | 0 | 0   |
| LOVE, Lauren ss     | 2  | 1  | 0  | 0  | 1  | 1  | 3  | 2 | 1   |
| STEVENSON, Mya rf   | 3  | 1  | 0  | 0  | 2  | 1  | 0  | 0 | 2   |
| PYE, Saige dp       | 3  | 1  | 2  | 4  | 0  | 0  | 0  | 0 | 0   |
| ADAMS, Katie c      | 2  | 1  | 0  | 1  | 2  | 0  | 6  | 0 | 0   |
| KENNEY, Kay Kay lf  | 2  | 0  | 0  | 0  | 0  | 0  | 1  | 0 | 0   |
| LUCAS, Rielly ph/lf | 2  | 1  | 1  | 0  | 1  | 0  | 0  | 0 | 3   |
| FERINGA, Bub p      | 3  | 1  | 1  | 0  | 1  | 0  | 0  | 0 | 3   |
| PYE, Saige dp       | 2  | 2  | 1  | 1  | 1  | 0  | 0  | 0 | 0   |
| LURICH, Brooklyn 2b | 0  | 0  | 0  | 0  | 1  | 0  | 1  | 0 | 0   |
| OWEN, Autumn 3b     | 5  | 0  | 2  | 0  | 0  | 0  | 2  | 3 | 0   |
| CHELEMAN, Grace cf  | 2  | 0  | 0  | 0  | 1  | 0  | 0  | 0 | 1   |
| COLLEMAN, Alex cf   | 1  | 0  | 0  | 0  | 0  | 0  | 0  | 0 | 0   |
| BROWN, Armani 2b/pr | 0  | 0  | 0  | 0  | 0  | 0  | 2  | 0 | 0   |
| NESTER, Sydney p    | 0  | 0  | 0  | 0  | 0  | 0  | 0  | 1 | 0   |
| Totals              | 25 | 15 | 14 | 13 | 5  | 2  | 15 | 6 | 3   |

| Score by Innings | 1  | 2 | 3 | 4 | 5 | 6  | 7  | R | H | E |
|------------------|----|---|---|---|---|----|----|---|---|---|
| Howard           | 0  | 0 | 0 | 1 | 1 | 2  | 6  | 1 |   |   |
| Marshall         | 10 | 1 | 3 | 1 | X | 15 | 14 | 0 |   |   |

E - WATSON, A., DP - MAR 1; LOB - HOW 5; MAR 3, 2B - RICKS(1); LOVE, Lauren; ADAMS, K.; STEVENSON, M., HR - GREENE(1); DENNIS, K., HBP - FLETCHER, S., SB - COLEMAN, A.,

| Marshall      | ip  | r | h | er | bb | so | ab | bf |
|---------------|-----|---|---|----|----|----|----|----|
| MOSLEY, Tracy | 0.1 | 6 | 7 | 7  | 1  | 0  | 7  | 8  |
| GONZALES, Mia | 3.2 | 8 | 8 | 7  | 4  | 2  | 18 | 22 |

Win - JOYCE, C. (2-2). Loss - MOSLEY, T. (1-1). Save - None.  
WP - GONZALES, M. 2; HBP - by JOYCE, C. (FLETCHER, S.).

Umpires - HP: Richard Patrick 1B: Alfred Basden 3B: Melvin Clark  
Start: 12:30 PM Time: 2:14 PM Attendance: 112  
Weather: 71°, partly cloudy

## The Automated ScoreBook

Marshall vs Howard

Feb 26, 2022 at Buies Creek, N.C. (Amanda Littlejohn)

### Marshall 9 (7-5)

| Player              | ab | r | h | ri | bb | so | po | a | lob |
|---------------------|----|---|---|----|----|----|----|---|-----|
| HARRELL, Aly 1b     | 1  | 2 | 0 | 0  | 3  | 0  | 10 | 0 | 0   |
| LEE, Amaya pr       | 0  | 1 | 0 | 0  | 0  | 0  | 0  | 0 | 0   |
| LOVE, Lauren ss     | 2  | 1 | 0 | 0  | 1  | 1  | 3  | 2 | 1   |
| STEVENSON, Mya rf   | 3  | 1 | 0 | 0  | 2  | 1  | 0  | 0 | 2   |
| PYE, Saige dp       | 3  | 1 | 2 | 4  | 0  | 0  | 0  | 0 | 0   |
| ADAMS, Katie c      | 2  | 1 | 0 | 1  | 2  | 0  | 6  | 0 | 0   |
| KENNEY, Kay Kay lf  | 2  | 0 | 0 | 0  | 0  | 0  | 1  | 0 | 0   |
| LUCAS, Rielly ph/lf | 2  | 1 | 1 | 0  | 1  | 0  | 0  | 0 | 2   |
| FERINGA, Bub p      | 3  | 1 | 1 | 1  | 0  | 1  | 0  | 2 | 3   |
| LURICH, Brooklyn 2b | 0  | 0 | 0 | 0  | 1  | 0  | 1  | 0 | 0   |
| OWEN, Autumn 3b     | 5  | 0 | 2 | 0  | 0  | 0  | 2  | 3 | 0   |
| CHELEMAN, Grace cf  | 2  | 0 | 0 | 0  | 1  | 0  | 0  | 0 | 1   |
| COLLEMAN, Alex cf   | 1  | 0 | 0 | 0  | 0  | 0  | 0  | 0 | 0   |
| BROWN, Armani 2b/pr | 0  | 0 | 0 | 0  | 0  | 0  | 2  | 0 | 0   |
| NESTER, Sydney p    | 0  | 0 | 0 | 0  | 0  | 0  | 0  | 1 | 0   |
| Totals              | 26 | 9 | 6 | 6  | 10 | 5  | 21 | 9 | 14  |

| Score by Innings | 1 | 2 | 3 | 4 | 5 | 6 | 7 | R | H | E |
|------------------|---|---|---|---|---|---|---|---|---|---|
| Marshall         | 1 | 0 | 0 | 1 | 1 | 1 | 5 | 9 | 2 |   |
| Howard           | 0 | 0 | 0 | 0 | 0 | 2 | 0 | 2 | 5 | 5 |

E - LOVE, Lauren(2); BROWN, A.(1); WATSON, A.(1); SIMMONS, Y. 2(3); GREENE(2); LOB - MAR 14; HOW 5, 2B - FERINGA, B.(1); HR - PYE, S.(3); HBP - HARRELL, A.; LOVE, Lauren; PYE, S. 2; ADAMS, K., SH - LOVE, Lauren(2); COLEMAN, A.(1); SF - FERINGA, B.(1); SB - LOVE, Lauren(1); STEVENSON, M.(1); LURICH, B.(1); OWEN, A.(1); BROWN, A.(1).

| Marshall       | ip  | r | h | er | bb | so | ab | bf |
|----------------|-----|---|---|----|----|----|----|----|
| FERINGA, Bub   | 5.0 | 5 | 2 | 1  | 0  | 2  | 22 | 22 |
| NESTER, Sydney | 2.0 | 0 | 0 | 0  | 0  | 4  | 6  | 6  |

Win - FERINGA, B. (1-0). Loss - THORNTON, M. (0-3). Save - None.  
HBP - by THORNTON, M. (LOVE, Lauren); by THORNTON, M. (PYE, S.); by DE LA ROCA, A. (HARRELL, A.); by DE LA ROCA, A. (PYE, S.); by THOMAS, R. (ADAMS, K.); PB - ADAMS, K.(3).

Umpires - HP: Melvin Clark 1B: Jose Travis 3B: Allen Gonsorowski  
Start: 10:00 AM Time: 2:27 Attendance: 149  
Weather: Partly cloudy  
THORNTON, M. faced 1 batter in the 3rd.  
FERINGA, B. faced 3 batters in the 5th.

### Howard 2 (3-8)

| Player                | ab | r | h | ri | bb | so | po | a | lob |
|-----------------------|----|---|---|----|----|----|----|---|-----|
| WATSON, Alyssa rf     | 2  | 0 | 0 | 0  | 0  | 1  | 1  | 0 | 0   |
| WATSON, Alyssa rf     | 1  | 0 | 0 | 0  | 0  | 0  | 0  | 0 | 0   |
| SWANSON, Shayna ph    | 1  | 0 | 0 | 0  | 1  | 0  | 0  | 0 | 0   |
| NAVARRO, Camille 2b   | 3  | 1 | 1 | 0  | 1  | 2  | 1  | 0 | 0   |
| HARRINGTON, Maxie 2b  | 0  | 0 | 0 | 0  | 0  | 0  | 0  | 0 | 0   |
| DENNIS, Kalita lf     | 3  | 1 | 1 | 0  | 0  | 0  | 1  | 0 | 0   |
| SHIMONS, Kiarra 1b    | 3  | 0 | 1 | 0  | 0  | 0  | 6  | 1 | 2   |
| AGUILASOCHO, Luz dp   | 3  | 0 | 1 | 0  | 0  | 0  | 0  | 0 | 0   |
| FLETCHER, Sidney 3b   | 3  | 0 | 0 | 0  | 0  | 0  | 1  | 1 | 0   |
| DAVILA, Natalie 3b    | 0  | 0 | 0 | 0  | 0  | 0  | 0  | 0 | 0   |
| RAINEY, Savannah c    | 3  | 0 | 1 | 0  | 1  | 6  | 0  | 1 | 0   |
| GREENE, Jada ss       | 1  | 0 | 0 | 0  | 0  | 1  | 2  | 2 | 0   |
| WHITLEY, Jay ph       | 1  | 0 | 0 | 0  | 0  | 0  | 0  | 0 | 0   |
| QUINONEZ, Payton cf   | 1  | 0 | 0 | 0  | 0  | 0  | 0  | 0 | 0   |
| BROWN, Victoria ph    | 1  | 0 | 0 | 0  | 0  | 0  | 0  | 0 | 0   |
| HARRIS, Madison ph    | 1  | 0 | 0 | 0  | 0  | 0  | 0  | 0 | 0   |
| THORNTON, Morgan p    | 0  | 0 | 0 | 0  | 0  | 0  | 0  | 0 | 0   |
| DE LA ROCA, Analise p | 0  | 0 | 0 | 0  | 0  | 0  | 0  | 0 | 0   |
| THOMAS, Raye p        | 0  | 0 | 0 | 0  | 0  | 0  | 0  | 0 | 0   |
| Totals                | 28 | 2 | 5 | 1  | 0  | 6  | 21 | 8 | 5   |

| Score by Innings | 1 | 2 | 3 | 4 | 5 | 6 | 7 | R | H | E |
|------------------|---|---|---|---|---|---|---|---|---|---|
| Marshall         | 1 | 0 | 0 | 1 | 1 | 1 | 5 | 9 | 2 |   |
| Howard           | 0 | 0 | 0 | 0 | 0 | 2 | 0 | 2 | 5 | 5 |

E - LOVE, Lauren(2); BROWN, A.(1); WATSON, A.(1); SIMMONS, Y. 2(3); GREENE(2); LOB - MAR 14; HOW 5, 2B - FERINGA, B.(1); HR - PYE, S.(3); HBP - HARRELL, A.; LOVE, Lauren; PYE, S. 2; ADAMS, K., SH - LOVE, Lauren(2); COLEMAN, A.(1); SF - FERINGA, B.(1); SB - LOVE, Lauren(1); STEVENSON, M.(1); LURICH, B.(1); OWEN, A.(1); BROWN, A.(1).

| Howard              | ip  | r | h | er | bb | so | ab | bf |
|---------------------|-----|---|---|----|----|----|----|----|
| THORNTON, Morgan    | 2.0 | 2 | 1 | 1  | 3  | 2  | 8  | 13 |
| DE LA ROCA, Analise | 4.2 | 3 | 6 | 4  | 6  | 3  | 16 | 27 |
| THOMAS, Raye        | 0.1 | 2 | 0 | 1  | 0  | 2  | 4  | 4  |

Win - FERINGA, B. (1-0). Loss - THORNTON, M. (0-3). Save - None.  
HBP - by THORNTON, M. (LOVE, Lauren); by THORNTON, M. (PYE, S.); by DE LA ROCA, A. (HARRELL, A.); by DE LA ROCA, A. (PYE, S.); by THOMAS, R. (ADAMS, K.); PB - ADAMS, K.(3).

Umpires - HP: Melvin Clark 1B: Jose Travis 3B: Allen Gonsorowski  
Start: 10:00 AM Time: 2:27 Attendance: 149  
Weather: Partly cloudy  
THORNTON, M. faced 1 batter in the 3rd.  
FERINGA, B. faced 3 batters in the 5th.

## The Automated ScoreBook

Marshall at Campbell

Feb 26, 2022 at Buies Creek, N.C. (Amanda Littlejohn)

### Marshall 6 (7-5)

| Player               | ab | r | h | ri | bb | so | po | a | lob |
|----------------------|----|---|---|----|----|----|----|---|-----|
| HARRELL, Aly 1b      | 3  | 1 | 2 | 2  | 1  | 0  | 8  | 0 | 0   |
| LOVE, Lauren 2b      | 3  | 1 | 1 | 0  | 0  | 1  | 0  | 0 | 1   |
| PYE, Saige dp        | 4  | 2 | 2 | 0  | 1  | 0  | 0  | 2 | 0   |
| STEVENSON, Mya rf    | 2  | 0 | 0 | 0  | 1  | 0  | 0  | 0 | 0   |
| KENNEY, Kay Kay lf   | 2  | 0 | 1 | 0  | 0  | 0  | 0  | 0 | 0   |
| ADAMS, Katie c       | 4  | 0 | 1 | 2  | 0  | 1  | 9  | 4 | 0   |
| LUCAS, Rielly lf     | 2  | 0 | 0 | 0  | 0  | 0  | 1  | 0 | 0   |
| CHELEMAN, Grace lf   | 1  | 0 | 0 | 0  | 0  | 1  | 0  | 0 | 0   |
| OWEN, Autumn 3b      | 3  | 1 | 1 | 0  | 0  | 1  | 3  | 1 | 0   |
| MICHALLAS, Camryn ss | 3  | 1 | 1 | 0  | 0  | 1  | 1  | 2 | 0   |
| COLEMAN, Alex cf     | 1  | 0 | 0 | 0  | 1  | 1  | 0  | 0 | 0   |
| NESTER, Sydney p     | 0  | 0 | 0 | 0  | 0  | 0  | 0  | 0 | 0   |
| Totals               | 28 | 6 | 9 | 6  | 2  | 7  | 21 | 9 | 6   |

# EARLY SEASON TOURNAMENT HIGHLIGHTS - THE BATTLE AT THE BEACH, 2-3 RECORD

## The Automated ScoreBook

Purdue Fort Wayne at Marshall

Mar 03, 2022 at Huntington, W.Va. (Dot Hicks Field)

Purdue Fort Wayne 0 (1-10)

Marshall 11 (9-5)

| Player              | ab | r | h | rbi | bb | so | po | a | lob | avg  |
|---------------------|----|---|---|-----|----|----|----|---|-----|------|
| Taryn Jenkins dp    | 2  | 0 | 0 | 0   | 0  | 0  | 0  | 0 | 0   | .312 |
| Taylor Wisme lf     | 1  | 0 | 0 | 0   | 1  | 1  | 0  | 0 | 0   | .222 |
| Emma McMillan cf    | 2  | 0 | 0 | 0   | 2  | 0  | 0  | 0 | 0   | .226 |
| Alise Hale 2b       | 2  | 0 | 0 | 0   | 2  | 1  | 3  | 0 | 0   | .179 |
| Brayden Lickey ss   | 2  | 0 | 0 | 0   | 0  | 1  | 0  | 0 | 0   | .172 |
| Thais Uyemba 3b     | 2  | 0 | 0 | 0   | 2  | 0  | 2  | 0 | 0   | .087 |
| Camryn Mosher c     | 2  | 0 | 0 | 0   | 1  | 2  | 0  | 0 | 0   | .080 |
| Brooke Wintland 1b  | 2  | 0 | 0 | 0   | 1  | 8  | 0  | 0 | 0   | .000 |
| Ashley Haas rf      | 2  | 0 | 0 | 0   | 1  | 0  | 0  | 0 | 0   | .050 |
| Grace Brinkerhoff p | 0  | 0 | 0 | 0   | 0  | 0  | 0  | 0 | 0   | -    |
| Shaina Eyre p       | 0  | 0 | 0 | 0   | 0  | 0  | 0  | 0 | 0   | -    |
| Totals              | 17 | 0 | 0 | 0   | 11 | 12 | 7  | 3 |     |      |

| Player               | ab | r  | h  | rbi | bb | so | po | a | lob | avg  |
|----------------------|----|----|----|-----|----|----|----|---|-----|------|
| LOVE, Lauren 2b      | 2  | 2  | 2  | 4   | 1  | 0  | 2  | 0 | 2   | .417 |
| HARRELL, Aly 1b      | 3  | 2  | 2  | 0   | 0  | 3  | 0  | 2 | 0   | .480 |
| PYE, Saige dp        | 3  | 2  | 2  | 3   | 0  | 0  | 0  | 0 | 0   | .366 |
| STEVENSON, Mya rf    | 3  | 0  | 1  | 0   | 0  | 0  | 0  | 0 | 0   | .293 |
| KENNEY, Kay Kay rf   | 0  | 0  | 0  | 0   | 0  | 0  | 0  | 0 | 0   | .278 |
| LUCAS, Rielly lf     | 3  | 1  | 1  | 2   | 0  | 0  | 0  | 1 | 0   | .375 |
| ADAMS, Katie c       | 2  | 1  | 1  | 2   | 0  | 0  | 6  | 0 | 0   | .263 |
| FERINGA, Bub 3b      | 1  | 0  | 0  | 0   | 0  | 0  | 0  | 0 | 0   | .273 |
| OWEN, Autumn 3b      | 1  | 1  | 0  | 0   | 1  | 0  | 4  | 0 | 0   | .267 |
| WHITAKER, Madison ph | 1  | 0  | 0  | 0   | 0  | 0  | 0  | 0 | 0   | .455 |
| MICHALLAS, Camryn ss | 2  | 1  | 2  | 0   | 0  | 0  | 0  | 1 | 0   | .379 |
| LEE, Amaya pr        | 1  | 0  | 0  | 0   | 0  | 1  | 0  | 0 | 0   | .000 |
| COLEMAN, Alex cf     | 2  | 1  | 1  | 0   | 0  | 1  | 0  | 0 | 0   | .439 |
| CHELEMEN, Grace cf   | 0  | 0  | 0  | 0   | 0  | 0  | 0  | 0 | 0   | .200 |
| NESTER, Sydney p     | 0  | 0  | 0  | 0   | 0  | 0  | 0  | 0 | 0   | -    |
| Totals               | 24 | 11 | 12 | 11  | 2  | 25 | 3  | 3 |     |      |

| Score by Innings  | 1  | 2 | 3 | 4 | 5 | R  | H  | E |
|-------------------|----|---|---|---|---|----|----|---|
| Purdue Fort Wayne | 0  | 0 | 0 | 0 | 0 | 0  | 0  | 1 |
| Marshall          | 10 | 1 | 0 | 0 | X | 11 | 12 | 1 |

E - Haas, A.(1); MICHALLAS, C.(4); LOB - PUR-FW 3; MAR 3, 2B - HARRELL, A.(3); LUCAS, R.(1); HR - LOVE, Lauren(2); PYE, S.(5); ADAMS, K.(3); SB - COLEMAN, A.(3).

| Purdue Fort Wayne | ip  | h | r  | er | bb | so | ab | bf | era   |
|-------------------|-----|---|----|----|----|----|----|----|-------|
| Grace Brinkerhoff | 0.2 | 9 | 10 | 10 | 1  | 0  | 11 | 12 | 14.10 |
| Shaina Eyre       | 3.1 | 3 | 1  | 0  | 1  | 2  | 13 | 14 | 7.33  |

Win - NESTER, S. (6-3). Loss - Brinkerhoff (1-4). Save - None.  
PB - ADAMS, K.(5).

Umpires -  
Start: 3:00 pm Time: 1:35 Attendance: 175  
Weather: Feeling pretty darn good

## The Automated ScoreBook

Winthrop at Marshall

Mar 05, 2022 at Huntington, W.Va. (Dot Hicks Field)

Winthrop 0 (5-14)

Marshall 6 (12-5)

| Player                | ab | r | h | rbi | bb | so | po | a | lob | avg |
|-----------------------|----|---|---|-----|----|----|----|---|-----|-----|
| MCCALL, Macy cf       | 3  | 0 | 0 | 0   | 0  | 2  | 0  | 0 | 0   | 0   |
| RIVAS, Paige rf       | 3  | 0 | 0 | 0   | 1  | 0  | 0  | 0 | 0   | 0   |
| HUTCHERSON, Lauren 2b | 3  | 0 | 0 | 0   | 2  | 1  | 2  | 0 | 0   | 0   |
| KING, Lauren 3b       | 3  | 0 | 0 | 0   | 2  | 1  | 0  | 0 | 0   | 0   |
| TUCKER, Kaitlyn ss    | 2  | 0 | 0 | 0   | 2  | 0  | 2  | 0 | 0   | 0   |
| MCGALLIARD, Ella ph   | 0  | 0 | 0 | 0   | 1  | 0  | 0  | 0 | 0   | 0   |
| CYGAN, Courtney dp    | 2  | 0 | 0 | 0   | 2  | 0  | 0  | 0 | 0   | 0   |
| SMITH, Mackenzie 1b   | 2  | 0 | 1 | 0   | 0  | 1  | 9  | 0 | 0   | 0   |
| CLARK, Isabella c     | 1  | 0 | 0 | 0   | 0  | 1  | 0  | 0 | 0   | 0   |
| RODRIGUEZ, Vianca c   | 1  | 0 | 0 | 0   | 1  | 2  | 0  | 1 | 0   | 0   |
| VANHOUSE, Ashton lf   | 2  | 0 | 0 | 0   | 0  | 2  | 1  | 0 | 0   | 0   |
| ROY, Bella p          | 0  | 0 | 0 | 0   | 0  | 0  | 0  | 0 | 0   | 0   |
| BASINGER, Reese p     | 0  | 0 | 0 | 0   | 0  | 0  | 0  | 0 | 0   | 0   |
| Totals                | 22 | 0 | 2 | 0   | 11 | 18 | 5  | 2 |     |     |

| Score by Innings | 1 | 2 | 3 | 4 | 5 | 6 | R | H | E |
|------------------|---|---|---|---|---|---|---|---|---|
| Winthrop         | 0 | 0 | 0 | 0 | 0 | 0 | 0 | 2 | 1 |
| Marshall         | 2 | 4 | 0 | 0 | 0 | X | 6 | 6 | 0 |

E - ROY, B. - DP - WINTHROP 1; LOB - WINTHROP 2; MAR 5, 2B - SMITH, M.(1); LOVE, Lauren 2(5), SF - STEVENSON, M.(1), SB - HARRELL, A.(1); CHELEMEN, G.(2); STEVENSON, M.(2); OWEN, A.(2).

| Winthrop        | ip  | h | r | er | bb | so | ab | bf |
|-----------------|-----|---|---|----|----|----|----|----|
| ROY, Bella      | 2.1 | 3 | 6 | 4  | 1  | 11 | 16 |    |
| BASINGER, Reese | 3.2 | 3 | 0 | 0  | 0  | 2  | 13 | 13 |

Win - NESTER, S. (8-3). Loss - ROY, B. (1-5). Save - None.  
WP - ROY, B.(1).

Umpires -  
Start: 11:25 am Time: 1:45 Attendance: 350  
Weather: Sunny and fantastic

## From The Thundering Herd Round Robin

### Thursday vs. Purdue Fort Wayne

- Sydney Nester throws her first no-hitter as a member of the Herd. Nester tossed all five innings and struck out 11 batters. She threw a total of 75 pitches.
- The bats set a team record for hits in a single inning with 10 in the bottom of the first. 14 batters came to the plate and Marshall scored 10 runs, tied for second-most in an inning in team history.
- Marshall smashed three home runs in the first inning. Katie Adams hit the first for a 2-run shot. Lauren Love sent the second over the fence for a three-run homer and then Saige Pye hit the third for another two-run bomb. It was Marshall's first three-homer inning since April 27, 2019, at Middle Tennessee. Also in the first inning, Rachel Rousseau hit a two-run shot. Later, Mya Stevenson and Blakely Burch went back-to-back.
- Lauren Love set a season and career-high with four RBI while also going 2-for-2, one walk and scoring twice. Aly Harrell, Saige Pye and Camryn Michallas all had two hits each. Pye drove in three runs while Rielly Lucas and Katie Adams had two RBI each.
- Madison Whitaker made her first appearance in a game since exited against South Carolina on Feb. 19 with an injury. She had a pinch hit in the fourth and grounded out to short.

### Friday vs. Purdue Fort Wayne

- Cailey Joyce dominated in the circle in the second meeting with the Mastodons. Joyce pitched all five innings, allowed three hits, no walks and struck out a season-high seven batters. It was her first shutout of the season.
- Saige Pye had three hits and drove in two runs including the game-ender in the fifth to give the Herd the 8-0 win.
- Aly Harrell, Mya Stevenson and Bub Feringa had two hits each. It was Feringa's first career game with two hits. Harrell led the team with three RBI.
- Camryn Michallas and Lauren Love each scored twice. Love was the final run to cross the plate in the fifth off a single to right by Pye.

### Friday vs. Maryland Eastern Shore

- Sydney Nester had another great outing with a complete-game shutout, her fifth of the year. She allowed only three hits in seven innings, no walks and struck out nine.
- Lauren Love and Mya Stevenson had two hits each. Stevenson also scored two runs to lead the Herd in the 4-0 win.

@HerdSB

## The Automated ScoreBook

Purdue Fort Wayne at Marshall

Mar 04, 2022 at Huntington, W.Va. (Dot Hicks Field)

Purdue Fort Wayne 0 (1-11)

Marshall 8 (10-5)

| Player             | ab | r | h | rbi | bb | so | po | a | lob | avg |
|--------------------|----|---|---|-----|----|----|----|---|-----|-----|
| Taryn Jenkins ss   | 2  | 0 | 0 | 0   | 0  | 1  | 3  | 1 | 0   | 0   |
| Taylor Wisme lf    | 2  | 0 | 0 | 0   | 0  | 1  | 1  | 0 | 0   | 0   |
| Emma McMillan cf   | 2  | 0 | 1 | 0   | 1  | 0  | 0  | 0 | 0   | 0   |
| Alise Hale 2b      | 2  | 0 | 0 | 0   | 1  | 2  | 3  | 0 | 0   | 0   |
| Brayden Lickey dp  | 2  | 0 | 0 | 0   | 2  | 0  | 0  | 0 | 0   | 0   |
| Thais Uyemba 3b    | 2  | 0 | 0 | 0   | 0  | 1  | 0  | 0 | 0   | 0   |
| Camryn Mosher c    | 2  | 0 | 1 | 0   | 0  | 3  | 0  | 0 | 0   | 0   |
| Brooke Wintland 1b | 2  | 0 | 1 | 0   | 0  | 0  | 4  | 0 | 0   | 0   |
| Sonia Solis lf     | 1  | 0 | 0 | 0   | 1  | 0  | 0  | 0 | 0   | 0   |
| Ashley Haas ph/lf  | 1  | 0 | 0 | 0   | 1  | 0  | 0  | 0 | 0   | 0   |
| Shaina Eyre p      | 0  | 0 | 0 | 0   | 0  | 0  | 0  | 0 | 0   | 0   |
| Totals             | 18 | 0 | 3 | 0   | 7  | 14 | 7  | 3 |     |     |

| Score by Innings  | 1 | 2 | 3 | 4 | 5 | R  | H | E |
|-------------------|---|---|---|---|---|----|---|---|
| Purdue Fort Wayne | 0 | 0 | 0 | 0 | 0 | 0  | 3 | 0 |
| Marshall          | 0 | 0 | 2 | 4 | 8 | 11 | 0 | 0 |

Note: 2 outs, 2 runners LOB when the game ended.

LOB - PUR-FW 3; MAR 8, 2B - Wintland, B.(1); STEVENSON, M.(6); HBP - MICHALLAS, C; SH - COLEMAN, A.(4).

| Purdue Fort Wayne | ip  | h  | r | er | bb | so | ab | bf |
|-------------------|-----|----|---|----|----|----|----|----|
| Shaina Eyre       | 4.2 | 11 | 8 | 7  | 4  | 1  | 24 | 30 |

Win - JOYCE, C. (3-2). Loss - Eyre, S. (0-3). Save - None.  
WP - Eyre, S.(4); HBP - by Eyre, S. (MICHALLAS, C); PB - Mosher, C.(1).

Umpires -  
Start: 11:00 am Time: 1:38 Attendance: 250  
Weather: Sunny and feeling better

## The Automated ScoreBook

MD Eastern Shore at Marshall

Mar 05, 2022 at Huntington, W.Va. (Dot Hicks Field)

MD Eastern Shore 1 (1-12)

Marshall 14 (13-5)

| Player              | ab | r | h | rbi | bb | so | po | a | lob | avg |
|---------------------|----|---|---|-----|----|----|----|---|-----|-----|
| KRESLEY,Tatum cf    | 3  | 0 | 1 | 0   | 0  | 2  | 1  | 0 | 0   | 0   |
| ABLEY,Mckenzie 2b   | 3  | 0 | 0 | 0   | 1  | 2  | 1  | 0 | 0   | 0   |
| GARCIA,Julia 3b     | 2  | 0 | 1 | 0   | 1  | 1  | 0  | 1 | 0   | 0   |
| EKSTROM,Kelsie ss   | 2  | 0 | 0 | 0   | 2  | 1  | 1  | 0 | 0   | 0   |
| MILLER,Rebecca c    | 2  | 0 | 1 | 0   | 0  | 0  | 0  | 0 | 0   | 0   |
| MERRIWETHER,Ryan 1b | 2  | 0 | 0 | 0   | 2  | 2  | 0  | 0 | 0   | 0   |
| ROBERTS,Kaylin lf   | 2  | 1 | 1 | 0   | 0  | 0  | 1  | 0 | 0   | 0   |
| STERLING,Kaylyn rf  | 1  | 0 | 0 | 0   | 0  | 2  | 0  | 1 | 0   | 0   |
| MOUNTAIN,Nola dp    | 2  | 0 | 1 | 0   | 0  | 0  | 0  | 0 | 0   | 0   |
| LEHMAN,Kylee p      | 0  | 0 | 0 | 0   | 0  | 0  | 0  | 0 | 0   | 0   |
| BALLENGER,Ameeah p  | 0  | 0 | 0 | 0   | 0  | 0  | 0  | 0 | 0   | 0   |
| Totals              | 19 | 1 | 5 | 1   | 0  | 6  | 12 | 4 |     |     |

| Score by Innings | 1 | 2 | 3 | 4 | 5 | R  | H  | E |
|------------------|---|---|---|---|---|----|----|---|
| MD Eastern Shore | 0 | 0 | 0 | 0 | 1 | 1  | 5  | 1 |
| Marshall         | 9 | 0 | 2 | 3 | X | 14 | 16 | 1 |

E - BALLENGER,A.(4); LOVE, Lauren(3); DP - MOESSB 1; LOB - MOESSB 4; MAR 6, 2B - ROBERTS,T.(1); HARRELL, A.(4); STEVENSON,M.(8), 3B - KRESLEY,T.(2); KENNEY, K.(1); HR - STEVENSON,M.(4), HBP - HARRELL, A., SF - STERLING,K.(1); STEVENSON,M.(2), SB - BROWN, A.(2).

| MD Eastern Shore | ip  | h  | r | er | bb | so | ab | bf |
|------------------|-----|----|---|----|----|----|----|----|
| LEHMAN,Kylee     | 0.1 | 4  | 6 | 6  | 1  | 0  | 5  | 7  |
| BALLENGER,Ameeah | 3.2 | 12 | 8 | 6  | 3  | 1  | 21 | 25 |

Win - JOYCE, C. (4-2). Loss - LEHMAN,K. (0-3). Save - None.  
WP - BALLENGER,A.(8); JOYCE, C.(2); HBP - by LEHMAN,K. (HARRELL, A.); PB - MILLER,R.(2).

Umpires -  
Start: 1:40 pm Time: 1:30 Attendance: 500  
Weather: Still fantastic out here

## The Automated ScoreBook

MD Eastern Shore at Marshall

Mar 04, 2022 at Huntington, W.Va. (Dot Hicks Field)

MD Eastern Shore 0 (1-12)

Marshall 4 (11-5)

| Player             | ab | r | h | rbi | bb | so | po | a | lob | avg |
|--------------------|----|---|---|-----|----|----|----|---|-----|-----|
| KRESLEY,Tatum cf   | 3  | 0 | 1 | 0   | 0  | 1  | 2  | 0 | 0   | 0   |
| ABLEY,Mckenzie 2b  | 3  | 0 | 0 | 0   | 2  | 1  | 0  | 0 | 0   | 0   |
| GARCIA,Julia c     | 3  | 0 | 1 | 0   | 1  | 1  | 0  | 0 | 0   | 0   |
| EKSTROM,Kelsie ss  | 3  | 0 | 0 | 0   | 0  | 2  | 2  | 2 | 0   | 0   |
| MILLER,Rebecca 3b  | 3  | 0 | 0 | 0   | 0  | 1  | 0  | 1 | 0   | 0   |
| LEHMAN,Kylee 1b    | 3  | 0 | 0 | 0   | 0  | 0  | 10 | 1 | 0   | 0   |
| ROBERTS,Tyanna lf  | 3  | 0 | 1 | 0   | 1  | 0  | 1  | 0 | 0   | 0   |
| STERLING,Kaylyn rf | 2  | 0 | 0 | 0   | 0  | 0  | 1  | 0 | 0   | 0   |
| MOUNTAIN,Nola dp   | 2  | 0 | 0 | 0   | 0  | 1  | 0  | 0 | 0   | 0   |
| GOODMAN,Nasya p    | 0  | 0 | 0 | 0   | 0  | 0  | 0  | 0 | 0   | 0   |
| Totals             | 25 | 0 | 3 | 0   | 9  | 18 | 13 | 4 |     |     |

| Player               | ab | r | h | rbi | bb | so | po | a | lob | avg |
|----------------------|----|---|---|-----|----|----|----|---|-----|-----|
| LOVE, Lauren 2b      | 3  | 0 | 2 | 1   | 0  | 0  | 0  | 2 | 0   | 0   |
| HARRELL, Aly 1b      | 3  | 0 | 0 | 0   | 0  | 2  | 0  | 0 | 0   | 0   |
| PYE, Saige dp        | 3  | 0 | 0 | 0   | 0  | 0  | 0  | 0 | 0   | 0   |
| STEVENSON, Mya rf    | 3  | 2 | 2 | 0   | 0  | 1  | 0  | 0 | 0   | 0   |
| FERINGA, Bub 3b      | 3  | 1 | 1 | 0   | 0  | 0  | 0  | 0 | 0   | 0   |
| MICHALLAS, Camryn ss | 1  | 0 | 1 | 0   | 0  | 0  | 0  | 0 | 0   | 0   |
| WHITAKER, Madison p  | 2  | 0 | 1 | 0   | 0  | 0  | 0  | 0 | 0   | 0   |
| OWEN, Autumn c       | 2  | 0 | 1 | 0   | 0  | 0  | 0  | 0 | 0   | 0   |
| CHELEMEN, Grace lf   | 2  | 1 | 0 | 0   | 0  | 0  | 0  | 0 | 0   | 0   |
| COLEMAN, Alex cf     | 1  | 0 | 0 | 0   | 0  | 0  | 0  | 0 | 0   | 0   |
| NESTER, Sydney p     | 0  | 0 | 0 | 0   | 0  | 0  | 0  | 0 | 0   | 0   |
| Totals               | 23 | 4 | 7 | 3   | 1  | 1  | 21 | 7 | 4   |     |

| Score by Innings | 1 | 2 | 3 | 4 | 5 | 6 | 7 | R |
|------------------|---|---|---|---|---|---|---|---|
| MD Eastern Shore | 0 | 0 | 0 | 0 | 0 | 0 | 0 | 0 |
| Marshall         | 0 | 0 | 1 | 1 | 0 | 2 | X | 4 |





**Megan  
Smith**

**Head Coach  
4th Season  
North Carolina '99**



Megan Smith Lyon enters her fourth season in 2022 leading the Marshall softball team after being hired as the program's fourth head coach on July 25, 2018. Coach Smith Lyon became the fastest to reach 50 wins in program history, needing just 76 games to get there, as she earned her 50th at Marshall with a dominating 8-0 win in five innings over Rhode Island on Feb. 23, 2020.

Coach Smith Lyon's record at Marshall is 93-47, a .664 winning percentage, and 486-312 overall (16 years).

Despite no postseason awards been given out in 2020 due to the season being canceled, in her tenure Smith Lyon has had eight players named all-conference, nine C-USA player/pitchers of the week and four all-region. Her players have starred in the classroom as well with players named to the C-USA Commissioner's Honor Roll 45 times, seven receiving the Academic Medal, and 10 as NFCA Academic All-Americans.

Smith Lyon carried her team through a difficult year in 2021 dealing with restrictions from the COVID-19 pandemic, and still finished with a winning record of 20-13. The Herd still ranked among the nation's best in doubles per game (seventh), home runs per game (12th), slugging percentage (16th), on base percentage (23rd) and scoring (27th).

Marshall was off to a record-breaking start offensively in 2020 before the year came to an abrupt end after 25 games, due to the cancellation of the season from the outbreak of the COVID-19 virus. The Herd was on pace to eclipse records that were set just the season before. As a team Marshall was batting .357, slugging .643, an on base percentage of .440, and was leading the nation in home runs per game with 1.92 (48 total). The team was on pace to hit the century mark in homers by the end of the regular season. The offensive onslaught started from the beginning of the year and picked up pace during the Pirate Classic (Feb. 28-March 1) as Marshall blasted 15 home runs in five games. The Herd tied its single-game record of five home runs twice. The first time came against the Delaware State Hornets (Feb. 28) and then at No. 11 Kentucky (March 11). Marshall was seventh in the nation in scoring with 7.56 runs per game, with the old team record of 5.40 set in 2015. Other per game averages that displayed the Herd's offensive prowess included 9.84 hits (old record 9.28 in 2015), 1.64 doubles (1.40 set in 2008), 6.96 RBI (4.88 set in 2019), 17.72 total bases (12.31 set in 2017), and 3.48 walks per contest (3.44 set in 2019). Marshall had eight wins by the mercy rule, tied for third-most in a season (2006) in team history.

Coach Smith led a big turnaround for the Herd with a 17-win improvement (tied for second-best in program history) at 42-22.

Her first season with the Herd was a record-breaking one along with leading the team to the Conference USA Championship game for the first time since 2014 as the No. 4 seed in the tournament. Following the 3-1 championship game loss to No. 2 seed Louisiana Tech, Marshall received an invite to the National Invitational Softball Championship and played in the Lynchburg, Va., Regional. Again Marshall fought its way into the regional championship game before falling to the host Liberty Flames. The Herd ended the season tying the record for most wins in a season with 42.

Coach Smith won her debut game for the Green and White with a 5-2 victory over UC-Riverside (Feb. 8) in San Diego, Calif. She earned her 400th career coaching victory with a 10-1 win against Presbyterian (Feb. 16). The Herd finished the early part of the season with a 17-6 record before diving into Conference USA action. Marshall was predicted to finish eighth in the preseason coaches' poll but battled through to a 17-7 record with the series win in 7-of-8 conference matchups. The Herd played well at home with a 13-6 record including two walk-off victories at the Dot in conference action against WKU and Louisiana Tech.

During the season, the team as well as individual players were ranked nationally in many statistical categories. By the end of the season Marshall was ranked in the top 100 in home runs (19th), shutouts (tied for 21st), slugging percentage (27th), on base percentage (40th), runs per game (45th), winning percentage (51st) and fielding percentage (97th). Individually Aly Harrell led the country in total walks (68) and combined free passes with 85 (68 walks and 17 hit-by-pitches). Sierra Huerta led the nation in hit-by-pitches with 30 which was also good for 12th most all-time in NCAA history. Freshman Mya Stevenson led all freshman across Division I with 20 homers. Marshall players in total ranked in the top 50 in the coun-

try 17 times by the end of the 2019 season.

The 2019 Marshall softball team broke or tied 15 team records and 15 individual records.

#### Team Records:

Most postseason games played – 10, previous record of six in 2013 & 2017  
Most games played – 64, previous record of 62 set in 1996  
Highest slugging percentage – .489, previous record of .465 set in 2008  
Most runs scored – 339, previous record of 282 set in 2014  
Most doubles – 83, previous record of 80 set in 2005  
Most home runs – 79, previous record of 52 set in 2008  
Most RBI – 312, previous record of 244 set in 2008  
Most total bases – 785, previous record of 669 set in 2008  
Most walks – 220, previous record of 166 set in 2007  
Most hit-by-pitches – 74, previous record of 51 set in 2010  
Most shutouts – 16, previous record of 15 set in 1997  
Most times back-to-back home runs in a season – 4  
Tied for most wins – 42, set in 2017  
Tied for most triples – 13, set in 2017  
Tied most home runs in a game – 5 vs. Presbyterian, set in 2014 at Northern Kentucky

#### Individual Records:

On base percentage single-season and career – Aly Harrell .578 season and .539 career  
Games played and started – 64 Aly Harrell and Sierra Huerta  
Triples – 7 Blakely Burch  
Home runs – 20 Mya Stevenson (also freshman record)  
Walks – 68 Aly Harrell  
Hit-by-pitches – 30 Sierra Huerta  
Total bases by freshman – 130 Mya Stevenson  
Putouts – 459 Aly Harrell  
Cycle – Mya Stevenson at Charlotte, first ever in program history  
Tied walks in a game – 4 Aly Harrell  
Tied hit-by-pitches in a game – 3 Aly Harrell  
Longest streak of games with at least one RBI – 10 Aly Harrell

Smith, who sported a career record of 393-265 prior to coming to Marshall, led the Jayhawks to six consecutive 30-win seasons and back-to-back appearances in the NCAA Tournament in 2014 and 2015 during her nine seasons at the helm. The 2015 campaign yielded the first 40-win season for the program in 23 years, the best start in school history for the second time in her tenure (12-0) and seven consecutive weeks in the top 25. Her 2013 team recorded the program's highest winning percentage (.680) in 21 years, broke the Big 12 record for batting average (.345), the highest mark in the NCAA that season. In 2012, Kansas had a 20-game win streak and, the year before, boasted an 11.5 game won-loss record improvement, the 16th-best turnaround in NCAA history. The 26-3 mark to open the 2011 season was also the best start in the program's history.

"I am extremely honored and excited to be a part of the Marshall family," said Smith. "There is such a strong history and tradition of success within the softball program and I am humbled to now be a part of that. I want to thank Mike Hamrick for this incredible opportunity for me and my son Cooper. I am eager to get to know the players and to get started this fall!"

At Kansas, she coached one All-American, one academic All-American, 20 All-Big 12 selections, 20 NFCA (National Fastpitch Coaches Association) All-Region selections, 50 All-Big 12 Academic Team honorees, three Big 12 Scholar Athletes of the Year and three student-athletes taken in the NPF (National Pro Fastpitch) Draft. The program also set single-season fielding percentage (2014, .979-second-highest nationally) and home run records during her time as head coach (60, 2011).

Prior to her time in Lawrence, Smith was an assistant for LSU for three seasons, where she helped the Tigers in winning the 2007 SEC Tournament and the Stanford Regional in the NCAA Tournament en route to 55 wins. LSU finished the regular season ranked third in the ESPN/USA Today poll. The following season, the Tigers picked up 44 wins on their way to a #9 national seed in the NCAA Tournament. During her tenure, she mentored two All-Americans and five NFCA All-South Region honorees.

Smith started the softball program at Western Carolina and posted a 41-20 record in WCU's inaugural season, earning 2006 Southern Conference Coach of the Year honors, while leading the Catamounts to the league's

regular season title. That season, five student-athletes garnered first-team all-league acclaim, with another on the second team and two more were tabbed on the NFCA Southeast All-Region second team. She also coached the conference's 2006 Pitcher of the Year and Freshman of the Year. WCU broke the league's single-season home run record (81) that year, part of an explosive offensive season for the program (third in the nation in home runs per game, 14th in slugging percentage, 19th in scoring).

She also had assistant coaching stops at her alma mater North Carolina (2004), where she helped the Tar Heels reach the NCAA Tournament, and at Charlotte in 2003.

Her first head coaching position came at Young Harris College in Georgia, where she put up a 79-41 record over two seasons.

"We are very much looking forward to Megan leading our softball pro-

gram," said Marshall Director of Athletics Mike Hamrick. "She is a proven winner and has a reputation for helping mold top-quality student-athletes. Our program is eager for her arrival in Huntington."

Smith, who is an NCAA Division I Softball Committee member, graduated from North Carolina in May 1999 with a Bachelor of Arts in Physical Education and Recreation Studies. She received her Master of Science in Human Performance and Sport Studies from Tennessee in August of 2000.

A Walkertown, N.C. native, Smith and the late Paul Buske have one son, Cooper.

Smith and assistant coach Corey Lyon, married on May 22, 2020.

## COACH SMITH YEAR-BY-YEAR

| Year                     | School       | Record  | Conference | Post Season  |
|--------------------------|--------------|---------|------------|--|
| 2001                     | Young Harris | 34-25   |            | NJCAA Regional Runner-up   |
| 2002                     | Young Harris | 45-16   |            | NJCAA Regional Runner-up   |
| 2005                     | W. Carolina  | 0-0     |            | Start of the program   |
| 2006                     | W. Carolina  | 41-20   | 16-4       | 1st Southern Conference  |
| 2010                     | Kansas       | 21-35   | 2-16       | 10th Big 12  |
| 2011                     | Kansas       | 31-22   | 2-16       | 10th Big 12  |
| 2012                     | Kansas       | 31-20   | 6-17       | 9th Big 12   |
| 2013                     | Kansas       | 34-16   | 9-8        | 4th Big 12   |
| 2014                     | Kansas       | 34-23   | 7-11       | 5th Big 12/NCAA Regionals (1-2)  |
| 2015                     | Kansas       | 40-15   | 8-10       | 5th Big 12/NCAA Regionals (2-2)  |
| 2016                     | Kansas       | 31-20   | 8-9        | 4th Big 12   |
| 2017                     | Kansas       | 24-28   | 3-14       | 7th Big 12   |
| 2018                     | Kansas       | 27-25   | 2-16       | 7th Big 12   |
| 2019                     | Marshall     | 42-22   | 17-7       | 4th C-USA/C-USA Tourn. Runner-Up/NISC Lynchburg Regional Runner-Up (3-2) |
| 2020                     | Marshall     | 18-7    | 0-0        | Remainder of season was canceled due to COVID-19 pandemic                |
| 2021                     | Marshall     | 20-13   | 8-8        | 7th C-USA, Abbreviated season due to COVID-19                            |
| 2022                     | Marshall     | 13-5    | 0-0        |  |
| Record 16 yrs            |              | 486-312 | 88-136     |  |
| Record Div I 13 yrs      |              | 402-269 | 88-136     |  |
| at Young Harris 2 yrs    |              | 79-41   |            |  |
| at Western Carolina 1 yr |              | 41-20   | 16-4       |  |
| at Kansas 9 yrs          |              | 273-204 | 47-117     |  |
| At Marshall 4 yrs        |              | 93-47   | 25-15      |  |





In memory of **Emileigh Cooper** (three photos to the right), who the Herd Family tragically lost in February of 2016, the Marshall softball team established the Warrior Award in 2017, that will be given out each year to the player that best personifies the qualities that Cooper held as a member of the Herd from 2012 to 2015.

As a senior in 2015, Cooper roared to the forefront as a leader for Marshall, batting .434 and being named second team All-Conference USA. From walk-on to All-Conference performer, Cooper knew how to get her teammates fired up and ready on game day..... (Pause in video for WEARE clip)..... In 2015, players were told to pick one word that held significant meaning to them and Cooper chose "Warrior". Her identity statement for that season was "I am a confident Warrior, I am the fire in C-USA that will always keep burning." On March 13, 2015 at Dot Hicks Field, Cooper came to plate in the 10th inning with Rebecca Myslenski at first, as Marshall was locked against WKU in a scoreless game. Before Emileigh went up to the plate she turned around and looked at teammate Elicia D'Orazio who was due up next and said, "Don't worry about getting ready. I'm going to end this now." Two pitches later she did just that hitting a walk-off home run. A Warrior.

Rebecca Myslenski won the inaugural Warrior Award in 2017 as a member of the MUSB Family who stuck through major injuries, being medically disqualified, and stayed with the team taking on a major role with the staff. Myslenski played sparingly during her freshman and sophomore seasons due to knee injuries. However, when she was in the game she could be relied on to make the tough plays, especially while playing at first base. She had to stop playing after her sophomore year, but instead of leaving the team or Marshall, Myslenski came back as a student assistant and helped the Herd over the next two years in many capacities. She still kept a great attitude despite not being able to play, and did whatever she could to help MUSB.

Madi Marshall won the award in 2018. The senior showed grit and fight while struggling through some health issues to always have a great attitude and could keep the team in great spirits. Madi's electric personality was well in line with Cooper's as Madi was able to learn from Cooper during Madi's freshman year in 2015. She kept a smile on her face even when not in the starting lineup and again would do whatever was needed to help MUSB. Madi played second base, outfield, came in as a pinch runner or a pinch hitter. She hit the only home run of her career as a grand slam against FIU during senior weekend in 2016. Madi also set a team record as a pinch runner, scoring a run in 10-straight contests in 2017.

Hayden Ellis earned the honor in 2019. The senior catcher battled through adversity on and off the field. She stuck with the Herd backing up Taylor McCord at catcher through her first three years. As a senior, Hayden fought her way back from a shoulder injury that took away most of her junior season to have a career year. She set career-highs in every category

and even had an explosive weekend against Louisiana Tech at home. During the Saturday doubleheader, as the Herd celebrated its Strikeout Cancer Day, Hayden belted three home runs in the two games with her father in attendance who had going through his cancer battle. The next day, on Emileigh Cooper Day, she was given the Warrior Award on the field before the series finale.

Due to the COVID-19 pandemic cutting the season short after just 25 games, no Warrior Award was given in 2020.

Blakely Burch won the award in 2021. The redshirt senior fought back from a serious knee injury that ended her 2020 season early, even before it ended for everyone else. Blakely came to Huntington in the summer of 2017 after spending her freshman season at USC Upstate. Over the next four years, Blakely developed into a leader on and off the field, and came through clutch in many situations. She starred in the 2019 setting the team record for triples in a season with seven. Blakely had two walkoffs in her career with one in 2020 against East Tennessee State, and a 2-run double to defeat Louisiana Tech on, none other than Emileigh Cooper Day. She worked her way back from surgery, while also finishing school, planning a wedding and getting accepted into the nursing program at Jacksonville. Her fire and passion was always present on the field and in the dugout, and will forever have a permanent place in Marshall Softball History.

**Warrior Award Winners**  
 2017 - **Rebecca Myslenski**  
 2018 - **Madi Marshall**  
 2019 - **Hayden Ellis**  
 2020 - **No award given (COVID-19)**  
 2021 - **Blakely Burch**



2017 Warrior Award winner Rebecca Myslenski with Emileigh Cooper's family (left side).

2018 Warrior Award winner Madi Marshall with Cooper's sister & mom as well as her own parents.

2019 Warrior Award winner Hayden Ellis with Cooper's parents, her own family & MUSB.



2021 Warrior Award winner Blakely Burch after a special ceremony at the Pullman Plaza Theater.

# 2022 Marshall Softball Stats

## The Automated ScoreBook

### Overall Statistics for Marshall (as of Mar 09, 2022) (All games Sorted by Batting avg)

Record: 13-5 Home: 5-0 Away: 2-1 Neutral: 6-4 C-USA: 0-0

| Player               | avg  | gp-gs | ab  | r   | h   | 2b | 3b | hr | rbi | tb  | slg% | bb | hp | so  | gdp | ob%   | sf | sh | sb-att | po  | a   | e  | fld%  |
|----------------------|------|-------|-----|-----|-----|----|----|----|-----|-----|------|----|----|-----|-----|-------|----|----|--------|-----|-----|----|-------|
| 43 HARRELL, Aly      | .458 | 18-18 | 48  | 15  | 22  | 4  | 0  | 2  | 13  | 32  | .667 | 14 | 5  | 2   | 0   | .612  | 0  | 0  | 1-1    | 114 | 0   | 0  | 1.000 |
| 9 LOVE, Lauren       | .417 | 17-16 | 48  | 16  | 20  | 5  | 0  | 2  | 17  | 31  | .646 | 4  | 2  | 3   | 1   | .481  | 0  | 3  | 1-1    | 17  | 17  | 3  | .919  |
| 20 MICHALLAS, Camryn | .367 | 14-13 | 30  | 7   | 11  | 1  | 0  | 0  | 5   | 12  | .400 | 0  | 1  | 4   | 1   | .387  | 0  | 0  | 1-1    | 10  | 19  | 4  | .879  |
| 16 PYE, Saige        | .365 | 18-18 | 52  | 14  | 19  | 3  | 0  | 5  | 18  | 37  | .712 | 4  | 5  | 7   | 1   | .459  | 0  | 0  | 0-0    | 0   | 0   | 0  | .000  |
| 48 FERINGA, Bub      | .364 | 10-5  | 22  | 6   | 8   | 2  | 0  | 1  | 8   | 13  | .591 | 0  | 0  | 2   | 0   | .348  | 1  | 0  | 0-0    | 2   | 7   | 0  | 1.000 |
| 23 STEVENSON, Mya    | .354 | 18-18 | 48  | 14  | 17  | 8  | 0  | 4  | 14  | 37  | .771 | 7  | 0  | 10  | 0   | .421  | 2  | 0  | 2-2    | 7   | 0   | 0  | 1.000 |
| 0 OWEN, Autumn       | .324 | 16-14 | 37  | 7   | 12  | 1  | 0  | 1  | 4   | 16  | .432 | 3  | 0  | 8   | 1   | .357  | 2  | 0  | 2-3    | 31  | 21  | 3  | .945  |
| 28 KENNEY, Kay Kay   | .300 | 13-6  | 20  | 5   | 6   | 1  | 1  | 1  | 7   | 12  | .600 | 2  | 2  | 7   | 1   | .417  | 0  | 0  | 1-1    | 5   | 0   | 0  | 1.000 |
| 44 ADAMS, Katie      | .220 | 16-16 | 41  | 10  | 9   | 4  | 0  | 3  | 12  | 22  | .537 | 7  | 2  | 6   | 0   | .360  | 0  | 0  | 0-0    | 108 | 12  | 1  | .992  |
| 1 CHELEMEN, Grace    | .189 | 16-12 | 37  | 6   | 7   | 2  | 0  | 0  | 4   | 9   | .243 | 4  | 0  | 9   | 0   | .262  | 1  | 0  | 2-2    | 9   | 1   | 0  | 1.000 |
| -----                |      |       |     |     |     |    |    |    |     |     |      |    |    |     |     |       |    |    |        |     |     |    |       |
| 77 WHITAKER, Madison | .385 | 8-5   | 13  | 2   | 5   | 0  | 0  | 1  | 3   | 8   | .615 | 2  | 0  | 2   | 0   | .467  | 0  | 0  | 0-0    | 3   | 2   | 4  | .556  |
| 13 LUCAS, Rielly     | .313 | 10-5  | 16  | 5   | 5   | 1  | 0  | 0  | 5   | 6   | .375 | 6  | 0  | 0   | 0   | .500  | 0  | 0  | 0-0    | 0   | 0   | 0  | .000  |
| 4 COLEMAN, Alex      | .300 | 14-7  | 10  | 8   | 3   | 0  | 0  | 0  | 2   | 3   | .300 | 3  | 0  | 2   | 0   | .462  | 0  | 5  | 3-3    | 6   | 0   | 1  | .857  |
| 3 BROWN, Armani      | .125 | 14-10 | 16  | 2   | 2   | 0  | 0  | 0  | 0   | 2   | .125 | 1  | 0  | 4   | 0   | .176  | 0  | 2  | 2-2    | 9   | 17  | 1  | .963  |
| 7 LEE, Amaya         | .000 | 10-0  | 1   | 5   | 0   | 0  | 0  | 0  | 0   | 0   | .000 | 0  | 0  | 1   | 0   | .000  | 0  | 0  | 0-0    | 0   | 0   | 0  | .000  |
| 49 ULRICH, Brooklyn  | .000 | 7-0   | 0   | 2   | 0   | 0  | 0  | 0  | 0   | 0   | .000 | 1  | 0  | 0   | 0   | 1.000 | 0  | 0  | 1-1    | 1   | 0   | 0  | 1.000 |
| Totals               | .333 | 18    | 439 | 124 | 146 | 32 | 1  | 20 | 112 | 240 | .547 | 58 | 17 | 67  | 5   | .425  | 6  | 10 | 16-17  | 325 | 115 | 18 | .961  |
| Opponents            | .219 | 18    | 420 | 47  | 92  | 14 | 1  | 10 | 42  | 138 | .329 | 27 | 9  | 144 | 1   | .278  | 4  | 2  | 21-22  | 311 | 133 | 19 | .959  |

LOB - Team (95), Opp (90). DP's turned - Team (4), Opp (9).

### (All games Sorted by Earned run avg)

| Player             | era  | w-l  | app | gs | cg | sho | sv | ip    | h   | r   | er  | bb | so  | 2b | 3b | hr | b/avg | wp | hp | bk | sfa | sha |
|--------------------|------|------|-----|----|----|-----|----|-------|-----|-----|-----|----|-----|----|----|----|-------|----|----|----|-----|-----|
| 21 NESTER, Sydney  | 0.95 | 8-3  | 13  | 10 | 9  | 6/0 | 1  | 66.2  | 37  | 15  | 9   | 14 | 112 | 6  | 0  | 1  | .152  | 4  | 2  | 0  | 1   | 2   |
| 14 JOYCE, C.       | 4.20 | 4-2  | 7   | 6  | 3  | 1/0 | 0  | 28.1  | 36  | 19  | 17  | 8  | 25  | 7  | 1  | 8  | .310  | 2  | 3  | 0  | 3   | 0   |
| -----              |      |      |     |    |    |     |    |       |     |     |     |    |     |    |    |    |       |    |    |    |     |     |
| 48 FERINGA, Bub    | 4.00 | 1-0  | 3   | 1  | 0  | 0/0 | 0  | 7.0   | 10  | 6   | 4   | 2  | 4   | 0  | 0  | 0  | .294  | 0  | 0  | 0  | 0   | 0   |
| 34 BLESSIN, Ashley | 7.74 | 0-0  | 3   | 1  | 0  | 0/0 | 0  | 6.1   | 9   | 7   | 7   | 3  | 3   | 1  | 0  | 1  | .333  | 0  | 4  | 0  | 0   | 0   |
| Totals             | 2.39 | 13-5 | 18  | 18 | 12 | 7/0 | 1  | 108.1 | 92  | 47  | 37  | 27 | 144 | 14 | 1  | 10 | .219  | 6  | 9  | 0  | 4   | 2   |
| Opponents          | 7.43 | 5-13 | 18  | 18 | 5  | 1/0 | 1  | 103.2 | 146 | 124 | 110 | 58 | 67  | 32 | 1  | 20 | .333  | 11 | 17 | 0  | 6   | 10  |

PB - Team (5), ADAMS, K. 5, Opp (4). SBA/ATT - ADAMS, K. (18-19), NESTER, S. (13-13), FERINGA, B. (5-5), OWEN, A. (3-3), BLESSIN, A. (2-3), JOYCE, C. (1-1).



# 2022 Marshall Softball Stats

## The Automated ScoreBook Overall Statistics for Marshall (as of Mar 09, 2022) (All games Sorted by Fielding pct)

| Player               | c   | po  | a   | e  | fld%  | dp | sba | csb | sba%  | pb | ci |
|----------------------|-----|-----|-----|----|-------|----|-----|-----|-------|----|----|
| 43 HARRELL, Aly      | 114 | 114 | 0   | 0  | 1.000 | 1  | 0   | 0   | .000  | 0  | 0  |
| 1 CHELEMEN, Grace    | 10  | 9   | 1   | 0  | 1.000 | 1  | 0   | 0   | .000  | 0  | 0  |
| 48 FERINGA, Bub      | 9   | 2   | 7   | 0  | 1.000 | 1  | 5   | 0   | 1.000 | 0  | 0  |
| 23 STEVENSON, Mya    | 7   | 7   | 0   | 0  | 1.000 | 0  | 0   | 0   | .000  | 0  | 0  |
| 28 KENNEY, Kay Kay   | 5   | 5   | 0   | 0  | 1.000 | 0  | 0   | 0   | .000  | 0  | 0  |
| 14 JOYCE, C.         | 5   | 2   | 3   | 0  | 1.000 | 1  | 1   | 0   | 1.000 | 0  | 0  |
| 34 BLESSIN, Ashley   | 5   | 0   | 5   | 0  | 1.000 | 0  | 2   | 1   | .667  | 0  | 0  |
| 49 ULRICH, Brooklyn  | 1   | 1   | 0   | 0  | 1.000 | 0  | 0   | 0   | .000  | 0  | 0  |
| 44 ADAMS, Katie      | 121 | 108 | 12  | 1  | .992  | 0  | 18  | 1   | .947  | 5  | 0  |
| 3 BROWN, Armani      | 27  | 9   | 17  | 1  | .963  | 0  | 0   | 0   | .000  | 0  | 0  |
| 0 OWEN, Autumn       | 55  | 31  | 21  | 3  | .945  | 1  | 3   | 0   | 1.000 | 0  | 0  |
| 21 NESTER, Sydney    | 13  | 1   | 11  | 1  | .923  | 0  | 13  | 0   | 1.000 | 0  | 0  |
| 9 LOVE, Lauren       | 37  | 17  | 17  | 3  | .919  | 1  | 0   | 0   | .000  | 0  | 0  |
| 20 MICHALLAS, Camryn | 33  | 10  | 19  | 4  | .879  | 2  | 0   | 0   | .000  | 0  | 0  |
| 4 COLEMAN, Alex      | 7   | 6   | 0   | 1  | .857  | 0  | 0   | 0   | .000  | 0  | 0  |
| 77 WHITAKER, Madison | 9   | 3   | 2   | 4  | .556  | 0  | 0   | 0   | .000  | 0  | 0  |
| 16 PYE, Saige        | 0   | 0   | 0   | 0  | .000  | 0  | 0   | 0   | .000  | 0  | 0  |
| 7 LEE, Amaya         | 0   | 0   | 0   | 0  | .000  | 0  | 0   | 0   | .000  | 0  | 0  |
| 13 LUCAS, Rielly     | 0   | 0   | 0   | 0  | .000  | 0  | 0   | 0   | .000  | 0  | 0  |
| Totals               | 458 | 325 | 115 | 18 | .961  | 4  | 21  | 1   | .955  | 5  | 0  |
| Opponents            | 463 | 311 | 133 | 19 | .959  | 9  | 16  | 1   | .941  | 4  | 0  |

Hitting minimums - 1 Games 1 AB 1.0 AB/Game 1 TPA 1.0 TPA/Game

Pitching minimums - 1 Games 1 IP 1 BF 1.0 IP/Game

**The Automated ScoreBook**  
**Overall Statistics for Marshall (as of Feb 20, 2022)**  
**(Buzz Classic Sorted by Batting avg)**

Record: 3-1 Home: 0-0 Away: 0-0 Neutral: 3-1 C-USA: 0-0

| Player               | avg  | gp-gs | ab | r  | h  | 2b | 3b | hr | rbi | tb | slg%  | bb | hp | so | gdp | ob%  | sf | sh | sb-att | po | a  | e | fld%  |
|----------------------|------|-------|----|----|----|----|----|----|-----|----|-------|----|----|----|-----|------|----|----|--------|----|----|---|-------|
| 9 LOVE, Lauren       | .500 | 3-2   | 6  | 1  | 3  | 0  | 0  | 1  | 3   | 6  | 1.000 | 0  | 0  | 0  | 0   | .500 | 0  | 0  | 0-0    | 2  | 1  | 0 | 1.000 |
| 77 WHITAKER, Madison | .500 | 2-2   | 4  | 1  | 2  | 0  | 0  | 1  | 2   | 5  | 1.250 | 0  | 0  | 1  | 0   | .500 | 0  | 0  | 0-0    | 1  | 1  | 1 | .667  |
| 44 ADAMS, Katie      | .444 | 4-4   | 9  | 3  | 4  | 2  | 0  | 1  | 2   | 9  | 1.000 | 1  | 0  | 2  | 0   | .500 | 0  | 0  | 0-0    | 29 | 3  | 0 | 1.000 |
| 23 STEVENSON, Mya    | .400 | 4-4   | 10 | 4  | 4  | 2  | 0  | 2  | 5   | 12 | 1.200 | 0  | 0  | 0  | 0   | .400 | 0  | 0  | 0-0    | 3  | 0  | 0 | 1.000 |
| 43 HARRELL, Aly      | .364 | 4-4   | 11 | 2  | 4  | 1  | 0  | 1  | 3   | 8  | .727  | 0  | 1  | 1  | 0   | .417 | 0  | 0  | 0-0    | 23 | 0  | 0 | 1.000 |
| 0 OWEN, Autumn       | .250 | 4-3   | 8  | 1  | 2  | 1  | 0  | 0  | 1   | 3  | .375  | 0  | 0  | 5  | 0   | .250 | 0  | 0  | 0-0    | 1  | 4  | 1 | .833  |
| 28 KENNEY, Kay Kay   | .250 | 3-2   | 4  | 1  | 1  | 0  | 0  | 0  | 0   | 1  | .250  | 0  | 0  | 3  | 0   | .250 | 0  | 0  | 1-1    | 0  | 0  | 0 | .000  |
| 16 PYE, Saige        | .200 | 4-4   | 10 | 2  | 2  | 0  | 0  | 1  | 3   | 5  | .500  | 0  | 2  | 1  | 0   | .333 | 0  | 0  | 0-0    | 0  | 0  | 0 | .000  |
| 20 MICHALLAS, Camryn | .200 | 3-3   | 5  | 0  | 1  | 0  | 0  | 0  | 0   | 1  | .200  | 0  | 0  | 1  | 0   | .200 | 0  | 0  | 0-0    | 4  | 5  | 0 | 1.000 |
| 1 CHELEMEN, Grace    | .083 | 4-4   | 12 | 3  | 1  | 1  | 0  | 0  | 0   | 2  | .167  | 1  | 0  | 3  | 0   | .154 | 0  | 0  | 1-1    | 2  | 0  | 0 | 1.000 |
| 3 BROWN, Armani      | .000 | 4-4   | 5  | 1  | 0  | 0  | 0  | 0  | 0   | 0  | .000  | 0  | 0  | 1  | 0   | .000 | 0  | 1  | 0-0    | 2  | 4  | 0 | 1.000 |
| 13 LUCAS, Rielly     | .000 | 2-0   | 2  | 0  | 0  | 0  | 0  | 0  | 1   | 0  | .000  | 1  | 0  | 0  | 0   | .333 | 0  | 0  | 0-0    | 0  | 0  | 0 | .000  |
| 49 ULRICH, Brooklyn  | .000 | 3-0   | 0  | 2  | 0  | 0  | 0  | 0  | 0   | 0  | .000  | 0  | 0  | 0  | 0   | .000 | 0  | 0  | 0-0    | 0  | 0  | 0 | .000  |
| 7 LEE, Amaya         | .000 | 2-0   | 0  | 1  | 0  | 0  | 0  | 0  | 0   | 0  | .000  | 0  | 0  | 0  | 0   | .000 | 0  | 0  | 0-0    | 0  | 0  | 0 | .000  |
| 4 COLEMAN, Alex      | .000 | 2-0   | 0  | 1  | 0  | 0  | 0  | 0  | 0   | 0  | .000  | 0  | 0  | 0  | 0   | .000 | 0  | 0  | 0-0    | 0  | 0  | 0 | .000  |
| Totals               | .279 | 4     | 86 | 23 | 24 | 7  | 0  | 7  | 20  | 52 | .605  | 3  | 3  | 18 | 0   | .326 | 0  | 1  | 2-2    | 67 | 23 | 2 | .978  |
| Opponents            | .233 | 4     | 86 | 13 | 20 | 1  | 0  | 2  | 12  | 27 | .314  | 7  | 5  | 30 | 0   | .327 | 0  | 0  | 8-9    | 63 | 25 | 2 | .978  |

LOB - Team (7), Opp (18). DPs turned - Team (0), Opp (1).

**(Buzz Classic Sorted by Earned run avg)**

| Player             | era   | w-l | app | gs | cg | sho | sv | ip   | h  | r  | er | bb | so | 2b | 3b | hr | b/avg | wp | hp | bks | sfa | sha |
|--------------------|-------|-----|-----|----|----|-----|----|------|----|----|----|----|----|----|----|----|-------|----|----|-----|-----|-----|
| 21 NESTER, Sydney  | 0.00  | 3-0 | 3   | 2  | 2  | 2/0 | 0  | 14.0 | 6  | 0  | 0  | 1  | 25 | 1  | 0  | 0  | .125  | 0  | 1  | 0   | 0   | 0   |
| 34 BLESSIN, Ashley | 4.20  | 0-0 | 2   | 0  | 0  | 0/0 | 0  | 5.0  | 4  | 3  | 3  | 3  | 2  | 0  | 0  | 0  | .222  | 0  | 3  | 0   | 0   | 0   |
| 48 FERINGA, Bub    | 15.75 | 0-0 | 1   | 0  | 0  | 0/0 | 0  | 1.1  | 4  | 4  | 3  | 2  | 1  | 0  | 0  | 0  | .444  | 0  | 0  | 0   | 0   | 0   |
| 14 JOYCE, C.       | 21.00 | 0-1 | 2   | 2  | 0  | 0/0 | 0  | 2.0  | 6  | 6  | 6  | 1  | 2  | 0  | 0  | 2  | .545  | 0  | 1  | 0   | 0   | 0   |
| Totals             | 3.76  | 3-1 | 4   | 4  | 2  | 2/0 | 0  | 22.1 | 20 | 13 | 12 | 7  | 30 | 1  | 0  | 2  | .233  | 0  | 5  | 0   | 0   | 0   |
| Opponents          | 7.33  | 1-3 | 4   | 4  | 2  | 0/0 | 0  | 21.0 | 24 | 23 | 22 | 3  | 18 | 7  | 0  | 7  | .279  | 1  | 3  | 0   | 0   | 1   |

PB - Team (1), ADAMS, K. 1. SBA/ATT - ADAMS, K. (7-8), FERINGA, B. (4-4), BLESSIN, A. (2-3), OWEN, A. (1-1), JOYCE, C. (1-1), NESTER, S. (1-1).

**The Automated ScoreBook**  
**Overall Statistics for Marshall (as of Feb 20, 2022)**  
**(Battle at the Beach Sorted by Batting avg)**

Record: 2-3 Home: 0-0 Away: 1-1 Neutral: 1-2 C-USA: 0-0

| Player               | avg   | gp-gs | ab  | r  | h  | 2b | 3b | hr | rbi | tb | slg%  | bb | hp | so | gdp | ob%   | sf | sh | sb-att | po | a  | e | fld%  |
|----------------------|-------|-------|-----|----|----|----|----|----|-----|----|-------|----|----|----|-----|-------|----|----|--------|----|----|---|-------|
| 77 WHITAKER, Madison | .600  | 3-3   | 5   | 1  | 3  | 0  | 0  | 0  | 0   | 3  | .600  | 2  | 0  | 1  | 0   | .714  | 0  | 0  | 0-0    | 1  | 1  | 1 | .667  |
| 43 HARRELL, Aly      | .500  | 5-5   | 14  | 3  | 7  | 1  | 0  | 1  | 2   | 11 | .786  | 4  | 2  | 0  | 0   | .650  | 0  | 0  | 0-0    | 35 | 0  | 0 | 1.000 |
| 1 CHELEMEN, Grace    | .375  | 5-5   | 16  | 2  | 6  | 1  | 0  | 0  | 4   | 7  | .438  | 2  | 0  | 2  | 0   | .421  | 1  | 0  | 0-0    | 5  | 0  | 0 | 1.000 |
| 28 KENNEY, Kay Kay   | .375  | 4-2   | 8   | 3  | 3  | 1  | 0  | 1  | 4   | 7  | .875  | 1  | 1  | 1  | 1   | .500  | 0  | 0  | 0-0    | 2  | 0  | 0 | 1.000 |
| 0 OWEN, Autumn       | .300  | 4-3   | 10  | 2  | 3  | 0  | 0  | 1  | 2   | 6  | .600  | 1  | 0  | 0  | 1   | .333  | 1  | 0  | 0-1    | 10 | 4  | 1 | .933  |
| 23 STEVENSON, Mya    | .286  | 5-5   | 14  | 2  | 4  | 2  | 0  | 1  | 2   | 9  | .643  | 3  | 0  | 3  | 0   | .412  | 0  | 0  | 0-0    | 4  | 0  | 0 | 1.000 |
| 20 MICHALLAS, Camryn | .250  | 5-5   | 12  | 2  | 3  | 0  | 0  | 0  | 4   | 3  | .250  | 0  | 0  | 0  | 1   | .250  | 0  | 0  | 0-0    | 1  | 9  | 3 | .769  |
| 16 PYE, Saige        | .231  | 5-5   | 13  | 3  | 3  | 1  | 0  | 1  | 2   | 7  | .538  | 3  | 1  | 2  | 1   | .412  | 0  | 0  | 0-0    | 0  | 0  | 0 | .000  |
| 9 LOVE, Lauren       | .200  | 5-5   | 15  | 3  | 3  | 1  | 0  | 0  | 1   | 4  | .267  | 1  | 0  | 0  | 1   | .250  | 0  | 1  | 0-0    | 4  | 9  | 1 | .929  |
| 44 ADAMS, Katie      | .071  | 5-5   | 14  | 2  | 1  | 0  | 0  | 1  | 4   | 4  | .286  | 1  | 1  | 3  | 0   | .188  | 0  | 0  | 0-0    | 26 | 3  | 1 | .967  |
| 3 BROWN, Armani      | .000  | 4-2   | 5   | 0  | 0  | 0  | 0  | 0  | 0   | 0  | .000  | 0  | 0  | 1  | 0   | .000  | 0  | 1  | 0-0    | 3  | 3  | 0 | 1.000 |
| 48 FERINGA, Bub      | 1.000 | 2-0   | 2   | 1  | 2  | 0  | 0  | 1  | 2   | 5  | 2.500 | 0  | 0  | 0  | 0   | 1.000 | 0  | 0  | 0-0    | 0  | 0  | 0 | .000  |
| 13 LUCAS, Rielly     | 1.000 | 2-0   | 1   | 1  | 1  | 0  | 0  | 0  | 0   | 1  | 1.000 | 1  | 0  | 0  | 0   | 1.000 | 0  | 0  | 0-0    | 0  | 0  | 0 | .000  |
| 7 LEE, Amaya         | .000  | 3-0   | 0   | 2  | 0  | 0  | 0  | 0  | 0   | 0  | .000  | 0  | 0  | 0  | 0   | .000  | 0  | 0  | 0-0    | 0  | 0  | 0 | .000  |
| 49 ULRICH, Brooklyn  | .000  | 2-0   | 0   | 0  | 0  | 0  | 0  | 0  | 0   | 0  | .000  | 0  | 0  | 0  | 0   | .000  | 0  | 0  | 0-0    | 0  | 0  | 0 | .000  |
| 4 COLEMAN, Alex      | .000  | 3-0   | 0   | 1  | 0  | 0  | 0  | 0  | 0   | 0  | .000  | 0  | 0  | 0  | 0   | .000  | 0  | 0  | 0-0    | 0  | 0  | 1 | .000  |
| Totals               | .302  | 5     | 129 | 28 | 39 | 7  | 0  | 7  | 27  | 67 | .519  | 19 | 5  | 13 | 5   | .406  | 2  | 2  | 0-1    | 93 | 37 | 9 | .935  |
| Opponents            | .296  | 5     | 135 | 25 | 40 | 9  | 0  | 6  | 23  | 67 | .496  | 12 | 3  | 37 | 1   | .362  | 2  | 2  | 7-7    | 99 | 49 | 4 | .974  |

LOB - Team (30), Opp (36). DPs turned - Team (2), Opp (5).

**(Battle at the Beach Sorted by Earned run avg)**

| Player             | era   | w-l | app | gs | cg | sho | sv | ip   | h  | r  | er | bb | so | 2b | 3b | hr | b/avg | wp | hp | bks | sfa | sha |
|--------------------|-------|-----|-----|----|----|-----|----|------|----|----|----|----|----|----|----|----|-------|----|----|-----|-----|-----|
| 21 NESTER, Sydney  | 2.77  | 1-2 | 4   | 3  | 2  | 1/0 | 1  | 17.2 | 18 | 11 | 7  | 6  | 27 | 4  | 0  | 1  | .240  | 3  | 1  | 0   | 0   | 2   |
| 14 JOYCE, C.       | 4.94  | 1-1 | 2   | 1  | 0  | 0/0 | 0  | 11.1 | 16 | 10 | 8  | 6  | 8  | 4  | 0  | 4  | .333  | 1  | 1  | 0   | 2   | 0   |
| 48 FERINGA, Bub    | 0.00  | 0-0 | 1   | 0  | 0  | 0/0 | 0  | 0.2  | 1  | 0  | 0  | 0  | 1  | 0  | 0  | 0  | .333  | 0  | 0  | 0   | 0   | 0   |
| 34 BLESSIN, Ashley | 21.00 | 0-0 | 1   | 1  | 0  | 0/0 | 0  | 1.1  | 5  | 4  | 4  | 0  | 1  | 1  | 0  | 1  | .556  | 0  | 1  | 0   | 0   | 0   |
| Totals             | 4.29  | 2-3 | 5   | 5  | 2  | 1/0 | 1  | 31.0 | 40 | 25 | 19 | 12 | 37 | 9  | 0  | 6  | .296  | 4  | 3  | 0   | 2   | 2   |
| Opponents          | 5.52  | 3-2 | 5   | 5  | 0  | 0/0 | 1  | 33.0 | 39 | 28 | 26 | 19 | 13 | 7  | 0  | 7  | .302  | 3  | 5  | 0   | 2   | 2   |

PB - Team (1), ADAMS, K. 1, Opp (2). SBA/ATT - ADAMS, K. (6-6), NESTER, S. (6-6), OWEN, A. (1-1), FERINGA, B. (1-1).



**The Automated ScoreBook**  
**Overall Statistics for Marshall (as of Feb 28, 2022)**  
**(Camel Stampede Sorted by Batting avg)**

Record: 3-1 Home: 0-0 Away: 1-0 Neutral: 2-1 C-USA: 0-0

| Player               | avg  | gp-gs | ab  | r  | h  | 2b | 3b | hr | rbi | tb | slg%  | bb | hp | so | gdp | ob%   | sf | sh | sb-att | po | a  | e  | fld%  |
|----------------------|------|-------|-----|----|----|----|----|----|-----|----|-------|----|----|----|-----|-------|----|----|--------|----|----|----|-------|
| 16 PYE, Saige        | .500 | 4-4   | 12  | 5  | 6  | 2  | 0  | 2  | 7   | 14 | 1.167 | 1  | 2  | 3  | 0   | .600  | 0  | 0  | 0-0    | 0  | 0  | 0  | .000  |
| 9 LOVE, Lauren       | .455 | 4-4   | 11  | 5  | 5  | 2  | 0  | 0  | 3   | 7  | .636  | 1  | 2  | 3  | 0   | .571  | 0  | 2  | 1-1    | 4  | 2  | 1  | .857  |
| 13 LUCAS, Rielly     | .429 | 3-2   | 7   | 2  | 3  | 0  | 0  | 0  | 2   | 3  | .429  | 2  | 0  | 0  | 0   | .556  | 0  | 0  | 0-0    | 0  | 0  | 0  | .000  |
| 20 MICHALLAS, Camryn | .375 | 3-2   | 8   | 2  | 3  | 1  | 0  | 0  | 1   | 4  | .500  | 0  | 0  | 3  | 0   | .375  | 0  | 0  | 0-0    | 4  | 3  | 0  | 1.000 |
| 43 HARRELL, Aly      | .333 | 4-4   | 9   | 4  | 3  | 0  | 0  | 0  | 2   | 3  | .333  | 7  | 1  | 1  | 0   | .647  | 0  | 0  | 0-0    | 28 | 0  | 0  | 1.000 |
| 0 OWEN, Autumn       | .300 | 3-3   | 10  | 1  | 3  | 0  | 0  | 0  | 0   | 3  | .300  | 0  | 0  | 2  | 0   | .300  | 0  | 0  | 1-1    | 1  | 8  | 1  | .900  |
| 44 ADAMS, Katie      | .273 | 4-4   | 11  | 4  | 3  | 2  | 0  | 0  | 4   | 5  | .455  | 4  | 1  | 1  | 0   | .500  | 0  | 0  | 0-0    | 30 | 4  | 0  | 1.000 |
| 23 STEVENSON, Mya    | .182 | 4-4   | 11  | 2  | 2  | 1  | 0  | 0  | 2   | 3  | .273  | 3  | 0  | 5  | 0   | .357  | 0  | 0  | 1-1    | 0  | 0  | 0  | .000  |
| 28 KENNEY, Kay Kay   | .167 | 3-2   | 6   | 0  | 1  | 0  | 0  | 0  | 0   | 1  | .167  | 0  | 1  | 2  | 0   | .286  | 0  | 0  | 0-0    | 3  | 0  | 0  | 1.000 |
| 48 FERINGA, Bub      | .143 | 3-2   | 7   | 2  | 1  | 1  | 0  | 0  | 2   | 2  | .286  | 0  | 0  | 2  | 0   | .125  | 1  | 0  | 0-0    | 0  | 5  | 0  | 1.000 |
| 1 CHELEMEN, Grace    | .000 | 3-2   | 7   | 0  | 0  | 0  | 0  | 0  | 0   | 0  | .000  | 0  | 0  | 4  | 0   | .000  | 0  | 0  | 0-0    | 1  | 0  | 0  | 1.000 |
| -----                |      |       |     |    |    |    |    |    |     |    |       |    |    |    |     |       |    |    |        |    |    |    |       |
| 4 COLEMAN, Alex      | .333 | 4-2   | 3   | 2  | 1  | 0  | 0  | 0  | 2   | 1  | .333  | 2  | 0  | 1  | 0   | .600  | 0  | 3  | 2-2    | 4  | 0  | 0  | 1.000 |
| 3 BROWN, Armani      | .000 | 3-2   | 1   | 0  | 0  | 0  | 0  | 0  | 0   | 0  | .000  | 0  | 0  | 1  | 0   | .000  | 0  | 0  | 1-1    | 1  | 5  | 1  | .857  |
| 49 ULRICH, Brooklyn  | .000 | 2-0   | 0   | 0  | 0  | 0  | 0  | 0  | 0   | 0  | .000  | 1  | 0  | 0  | 0   | 1.000 | 0  | 0  | 1-1    | 1  | 0  | 0  | 1.000 |
| 7 LEE, Amaya         | .000 | 2-0   | 0   | 1  | 0  | 0  | 0  | 0  | 0   | 0  | .000  | 0  | 0  | 0  | 0   | .000  | 0  | 0  | 0-0    | 0  | 0  | 0  | .000  |
| Totals               | .301 | 4     | 103 | 30 | 31 | 9  | 0  | 2  | 25  | 46 | .447  | 21 | 7  | 28 | 0   | .447  | 1  | 5  | 7-7    | 78 | 30 | 3  | .973  |
| Opponents            | .194 | 4     | 98  | 8  | 19 | 1  | 0  | 2  | 6   | 26 | .265  | 6  | 1  | 33 | 0   | .245  | 1  | 0  | 5-5    | 75 | 23 | 10 | .907  |

LOB - Team (32), Opp (20). DPs turned - Team (1), Opp (1).

**(Camel Stampede Sorted by Earned run avg)**

| Player            | era  | w-l | app | gs | cg | sho | sv | ip   | h  | r  | er | bb | so | 2b | 3b | hr | b/avg | wp | hp | bks | sfa | sha |
|-------------------|------|-----|-----|----|----|-----|----|------|----|----|----|----|----|----|----|----|-------|----|----|-----|-----|-----|
| 21 NESTER, Sydney | 0.88 | 1-1 | 3   | 2  | 2  | 0/0 | 0  | 16.0 | 8  | 4  | 2  | 5  | 29 | 0  | 0  | 0  | .143  | 1  | 0  | 0   | 1   | 0   |
| 48 FERINGA, Bub   | 1.40 | 1-0 | 1   | 1  | 0  | 0/0 | 0  | 5.0  | 5  | 2  | 1  | 0  | 2  | 0  | 0  | 0  | .227  | 0  | 0  | 0   | 0   | 0   |
| 14 JOYCE, C.      | 2.80 | 1-0 | 1   | 1  | 1  | 0/0 | 0  | 5.0  | 6  | 2  | 2  | 1  | 2  | 1  | 0  | 2  | .300  | 0  | 1  | 0   | 0   | 0   |
| Totals            | 1.35 | 3-1 | 4   | 4  | 3  | 0/0 | 0  | 26.0 | 19 | 8  | 5  | 6  | 33 | 1  | 0  | 2  | .194  | 1  | 1  | 0   | 1   | 0   |
| Opponents         | 7.00 | 1-3 | 4   | 4  | 1  | 1/0 | 0  | 25.0 | 31 | 30 | 25 | 21 | 28 | 9  | 0  | 2  | .301  | 2  | 7  | 0   | 1   | 5   |

PB - Team (2), ADAMS, K. 2. SBA/ATT - ADAMS, K. (5-5), NESTER, S. (5-5).

**The Automated ScoreBook**  
**Overall Statistics for Marshall (as of Mar 09, 2022)**  
**(Round Robin Sorted by Batting avg)**

Record: 5-0 Home: 5-0 Away: 0-0 C-USA: 0-0

| Player               | avg  | gp-gs | ab  | r  | h  | 2b | 3b | hr | rbi | tb | slg%  | bb | hp | so | gdp | ob%  | sf | sh | sb-att | po | a  | e | fld%  |
|----------------------|------|-------|-----|----|----|----|----|----|-----|----|-------|----|----|----|-----|------|----|----|--------|----|----|---|-------|
| 20 MICHALLAS, Camryn | .800 | 3-3   | 5   | 3  | 4  | 0  | 0  | 0  | 0   | 4  | .800  | 0  | 1  | 0  | 0   | .833 | 0  | 0  | 1-1    | 1  | 2  | 1 | .750  |
| 43 HARRELL, Aly      | .571 | 5-5   | 14  | 6  | 8  | 2  | 0  | 0  | 6   | 10 | .714  | 3  | 1  | 0  | 0   | .667 | 0  | 0  | 1-1    | 28 | 0  | 0 | 1.000 |
| 9 LOVE, Lauren       | .563 | 5-5   | 16  | 7  | 9  | 2  | 0  | 1  | 10  | 14 | .875  | 2  | 0  | 0  | 0   | .611 | 0  | 0  | 0-0    | 7  | 5  | 1 | .923  |
| 23 STEVENSON, Mya    | .538 | 5-5   | 13  | 6  | 7  | 3  | 0  | 1  | 5   | 13 | 1.000 | 1  | 0  | 2  | 0   | .500 | 2  | 0  | 1-1    | 0  | 0  | 0 | .000  |
| 16 PYE, Saige        | .471 | 5-5   | 17  | 4  | 8  | 0  | 0  | 1  | 6   | 11 | .647  | 0  | 0  | 1  | 0   | .471 | 0  | 0  | 0-0    | 0  | 0  | 0 | .000  |
| 0 OWEN, Autumn       | .444 | 5-5   | 9   | 3  | 4  | 0  | 0  | 0  | 1   | 4  | .444  | 2  | 0  | 1  | 0   | .500 | 1  | 0  | 1-1    | 19 | 5  | 0 | 1.000 |
| 3 BROWN, Armani      | .400 | 3-2   | 5   | 1  | 2  | 0  | 0  | 0  | 0   | 2  | .400  | 1  | 0  | 1  | 0   | .500 | 0  | 0  | 1-1    | 3  | 5  | 0 | 1.000 |
| 48 FERINGA, Bub      | .385 | 5-3   | 13  | 3  | 5  | 1  | 0  | 0  | 4   | 6  | .462  | 0  | 0  | 0  | 0   | .385 | 0  | 0  | 0-0    | 2  | 2  | 0 | 1.000 |
| 4 COLEMAN, Alex      | .286 | 5-5   | 7   | 4  | 2  | 0  | 0  | 0  | 0   | 2  | .286  | 1  | 0  | 1  | 0   | .375 | 0  | 2  | 1-1    | 2  | 0  | 0 | 1.000 |
| 13 LUCAS, Rielly     | .167 | 3-3   | 6   | 2  | 1  | 1  | 0  | 0  | 2   | 2  | .333  | 2  | 0  | 0  | 0   | .375 | 0  | 0  | 0-0    | 0  | 0  | 0 | .000  |
| 44 ADAMS, Katie      | .143 | 3-3   | 7   | 1  | 1  | 0  | 0  | 1  | 2   | 4  | .571  | 1  | 0  | 0  | 0   | .250 | 0  | 0  | 0-0    | 23 | 2  | 0 | 1.000 |
| -----                |      |       |     |    |    |    |    |    |     |    |       |    |    |    |     |      |    |    |        |    |    |   |       |
| 28 KENNEY, Kay Kay   | .500 | 3-0   | 2   | 1  | 1  | 0  | 1  | 0  | 3   | 3  | 1.500 | 1  | 0  | 1  | 0   | .667 | 0  | 0  | 0-0    | 0  | 0  | 0 | .000  |
| 77 WHITAKER, Madison | .000 | 3-0   | 4   | 0  | 0  | 0  | 0  | 0  | 1   | 0  | .000  | 0  | 0  | 0  | 0   | .000 | 0  | 0  | 0-0    | 1  | 0  | 2 | .333  |
| 1 CHELEMEN, Grace    | .000 | 4-1   | 2   | 1  | 0  | 0  | 0  | 0  | 0   | 0  | .000  | 1  | 0  | 0  | 0   | .333 | 0  | 0  | 1-1    | 1  | 1  | 0 | 1.000 |
| 7 LEE, Amaya         | .000 | 3-0   | 1   | 1  | 0  | 0  | 0  | 0  | 0   | 0  | .000  | 0  | 0  | 1  | 0   | .000 | 0  | 0  | 0-0    | 0  | 0  | 0 | .000  |
| Totals               | .430 | 5     | 121 | 43 | 52 | 9  | 1  | 4  | 40  | 75 | .620  | 15 | 2  | 8  | 0   | .489 | 3  | 2  | 7-7    | 87 | 25 | 4 | .966  |
| Opponents            | .129 | 5     | 101 | 1  | 13 | 3  | 1  | 0  | 1   | 18 | .178  | 2  | 0  | 44 | 0   | .144 | 1  | 0  | 1-1    | 74 | 36 | 3 | .973  |

LOB - Team (26), Opp (16). DPs turned - Team (1), Opp (2).

**(Round Robin Sorted by Earned run avg)**

| Player            | era   | w-l | app | gs | cg | sho | sv | ip   | h  | r  | er | bb | so | 2b | 3b | hr | b/avg | wp | hp | bks | sfa | sha |
|-------------------|-------|-----|-----|----|----|-----|----|------|----|----|----|----|----|----|----|----|-------|----|----|-----|-----|-----|
| 21 NESTER, Sydney | 0.00  | 3-0 | 3   | 3  | 3  | 3/0 | 0  | 19.0 | 5  | 0  | 0  | 2  | 31 | 1  | 0  | 0  | .078  | 0  | 0  | 0   | 0   | 0   |
| 14 JOYCE, C.      | 0.70  | 2-0 | 2   | 2  | 2  | 1/0 | 0  | 10.0 | 8  | 1  | 1  | 0  | 13 | 2  | 1  | 0  | .216  | 1  | 0  | 0   | 1   | 0   |
| Totals            | 0.24  | 5-0 | 5   | 5  | 5  | 4/0 | 0  | 29.0 | 13 | 1  | 1  | 2  | 44 | 3  | 1  | 0  | .129  | 1  | 0  | 0   | 1   | 0   |
| Opponents         | 10.50 | 0-5 | 5   | 5  | 2  | 0/0 | 0  | 24.2 | 52 | 43 | 37 | 15 | 8  | 9  | 1  | 4  | .430  | 5  | 2  | 0   | 3   | 2   |

PB - Team (1), ADAMS, K. 1, Opp (2). SBA/ATT - OWEN, A. (1-1), NESTER, S. (1-1).

**The Automated ScoreBook**  
**Team Game-by-Game for Marshall (as of Mar 09, 2022)**  
**Batting (All games)**

| Date    | Opponent            | ab  | r   | h   | rbi | 2b | 3b | hr | tb  | bb | ibb | sb | cs | hbp | sac | sf | gdp | k  | po  | a   | e  | lob | avg  |
|---------|---------------------|-----|-----|-----|-----|----|----|----|-----|----|-----|----|----|-----|-----|----|-----|----|-----|-----|----|-----|------|
| Feb 11  | vs Saint Joseph's   | 21  | 8   | 8   | 8   | 1  | 0  | 5  | 24  | 1  | 0   | 2  | 0  | 0   | 1   | 0  | 0   | 4  | 18  | 5   | 1  | 0   | .381 |
| Feb 11  | vs Villanova        | 18  | 1   | 3   | 1   | 0  | 0  | 0  | 3   | 0  | 0   | 0  | 0  | 1   | 0   | 0  | 0   | 6  | 13  | 6   | 1  | 3   | .282 |
| Feb 12  | vs Villanova        | 19  | 8   | 6   | 6   | 1  | 0  | 1  | 10  | 0  | 0   | 0  | 0  | 2   | 0   | 0  | 0   | 2  | 15  | 2   | 0  | 1   | .293 |
| Feb 12  | vs Saint Joseph's   | 28  | 6   | 7   | 5   | 5  | 0  | 1  | 15  | 2  | 0   | 0  | 0  | 0   | 0   | 0  | 0   | 6  | 21  | 10  | 0  | 3   | .279 |
| Feb 18  | vs South Carolina   | 27  | 5   | 7   | 4   | 2  | 0  | 0  | 9   | 5  | 0   | 0  | 0  | 0   | 0   | 1  | 0   | 2  | 18  | 7   | 2  | 7   | .274 |
| Feb 18  | at Coastal Carolina | 26  | 3   | 6   | 3   | 0  | 0  | 2  | 12  | 3  | 0   | 0  | 0  | 0   | 0   | 0  | 1   | 5  | 18  | 7   | 3  | 5   | .266 |
| 2/19/22 | vs South Carolina   | 24  | 3   | 8   | 3   | 0  | 0  | 1  | 11  | 4  | 0   | 0  | 1  | 1   | 1   | 0  | 3   | 0  | 21  | 8   | 3  | 6   | .276 |
| Feb 19  | at Coastal Carolina | 31  | 9   | 10  | 9   | 2  | 0  | 3  | 21  | 1  | 0   | 0  | 0  | 3   | 0   | 1  | 1   | 5  | 21  | 11  | 0  | 6   | .284 |
| Feb 20  | vs Fordham          | 21  | 8   | 8   | 8   | 3  | 0  | 1  | 14  | 6  | 0   | 0  | 0  | 1   | 1   | 0  | 0   | 1  | 15  | 4   | 1  | 6   | .293 |
| Feb 25  | vs Kent State       | 24  | 0   | 2   | 0   | 1  | 0  | 0  | 3   | 4  | 0   | 1  | 0  | 2   | 0   | 0  | 0   | 14 | 21  | 6   | 0  | 9   | .272 |
| Feb 25  | vs Howard           | 25  | 15  | 14  | 13  | 3  | 0  | 0  | 17  | 5  | 0   | 1  | 0  | 0   | 0   | 0  | 0   | 2  | 15  | 6   | 0  | 3   | .299 |
| Feb 26  | vs Howard           | 26  | 9   | 6   | 6   | 1  | 0  | 1  | 10  | 10 | 0   | 5  | 0  | 5   | 2   | 1  | 0   | 5  | 21  | 9   | 2  | 14  | .293 |
| Feb 26  | at Campbell         | 28  | 6   | 9   | 6   | 4  | 0  | 1  | 16  | 2  | 0   | 0  | 0  | 0   | 3   | 0  | 0   | 7  | 21  | 9   | 1  | 6   | .296 |
| Mar 03  | PURDUE FORT WAYNE   | 24  | 11  | 12  | 11  | 2  | 0  | 3  | 23  | 2  | 0   | 1  | 0  | 0   | 0   | 0  | 0   | 2  | 15  | 3   | 1  | 3   | .310 |
| Mar 04  | PURDUE FORT WAYNE   | 24  | 8   | 11  | 6   | 1  | 0  | 0  | 12  | 4  | 0   | 0  | 0  | 1   | 1   | 0  | 0   | 1  | 15  | 3   | 0  | 8   | .320 |
| Mar 04  | MD EASTERN SHORE    | 23  | 4   | 7   | 3   | 2  | 0  | 0  | 9   | 1  | 0   | 1  | 0  | 0   | 1   | 1  | 0   | 1  | 21  | 7   | 2  | 4   | .319 |
| Mar 05  | WINTHROP            | 24  | 6   | 6   | 6   | 2  | 0  | 0  | 8   | 4  | 0   | 4  | 0  | 0   | 0   | 1  | 0   | 3  | 21  | 8   | 0  | 5   | .315 |
| Mar 05  | MD EASTERN SHORE    | 26  | 14  | 16  | 14  | 2  | 1  | 1  | 23  | 4  | 0   | 1  | 0  | 1   | 0   | 1  | 0   | 1  | 15  | 4   | 1  | 6   | .333 |
| Totals  |                     | 439 | 124 | 146 | 112 | 32 | 1  | 20 | 240 | 58 | 0   | 16 | 1  | 17  | 10  | 6  | 5   | 67 | 325 | 115 | 18 | 95  | .333 |

The Automated ScoreBook  
Team Game-by-Game for Marshall (as of Mar 09, 2022)  
Pitching (All games)

| Date    | Opponent            | ip    | h  | r  | er | bb | so  | 2b | 3b | hr | wp | bk | hbp | dp | ibb | score  | w-l  | sv | era  |
|---------|---------------------|-------|----|----|----|----|-----|----|----|----|----|----|-----|----|-----|--------|------|----|------|
| Feb 11  | vs Saint Joseph's   | 6.0   | 2  | 0  | 0  | 0  | 13  | 1  | 0  | 0  | 0  | 0  | 0   | 0  | 0   | 8-0    | 1-0  | 0  | 0.00 |
| Feb 11  | vs Villanova        | 4.1   | 8  | 9  | 8  | 4  | 3   | 0  | 0  | 2  | 0  | 0  | 4   | 0  | 0   | 1-9    | 1-1  | 0  | 5.42 |
| Feb 12  | vs Villanova        | 5.0   | 3  | 0  | 0  | 0  | 11  | 0  | 0  | 0  | 0  | 0  | 1   | 0  | 0   | 8-0    | 2-1  | 0  | 3.65 |
| Feb 12  | vs Saint Joseph's   | 7.0   | 7  | 4  | 4  | 3  | 3   | 0  | 0  | 0  | 0  | 0  | 0   | 0  | 0   | 6-4    | 3-1  | 0  | 3.76 |
| Feb 18  | vs South Carolina   | 6.0   | 10 | 7  | 6  | 2  | 3   | 2  | 0  | 3  | 1  | 0  | 2   | 0  | 0   | 5-7    | 3-2  | 0  | 4.45 |
| Feb 18  | at Coastal Carolina | 6.0   | 7  | 4  | 1  | 1  | 8   | 2  | 0  | 0  | 1  | 0  | 0   | 0  | 0   | 3-4    | 3-3  | 0  | 3.87 |
| 2/19/22 | vs South Carolina   | 7.0   | 8  | 7  | 6  | 3  | 10  | 2  | 0  | 1  | 1  | 0  | 1   | 0  | 0   | 3-7    | 3-4  | 0  | 4.23 |
| Feb 19  | at Coastal Carolina | 7.0   | 11 | 7  | 6  | 4  | 6   | 3  | 0  | 2  | 0  | 0  | 0   | 1  | 0   | 9-7    | 4-4  | 1  | 4.49 |
| Feb 20  | vs Fordham          | 5.0   | 4  | 0  | 0  | 2  | 10  | 0  | 0  | 0  | 1  | 0  | 0   | 1  | 0   | 8-0    | 5-4  | 1  | 4.07 |
| Feb 25  | vs Kent State       | 7.0   | 2  | 1  | 1  | 3  | 12  | 0  | 0  | 0  | 0  | 0  | 0   | 0  | 0   | 0-1    | 5-5  | 1  | 3.71 |
| Feb 25  | vs Howard           | 5.0   | 6  | 2  | 2  | 1  | 2   | 1  | 0  | 2  | 0  | 0  | 1   | 1  | 0   | 15-2   | 6-5  | 1  | 3.64 |
| Feb 26  | vs Howard           | 7.0   | 5  | 2  | 1  | 0  | 6   | 0  | 0  | 0  | 0  | 0  | 0   | 0  | 0   | 9-2    | 7-5  | 1  | 3.39 |
| Feb 26  | at Campbell         | 7.0   | 6  | 3  | 1  | 2  | 13  | 0  | 0  | 0  | 1  | 0  | 0   | 0  | 0   | 6-3    | 8-5  | 1  | 3.18 |
| Mar 03  | PURDUE FORT WAYNE   | 5.0   | 0  | 0  | 0  | 1  | 11  | 0  | 0  | 0  | 0  | 0  | 0   | 0  | 0   | 11-0   | 9-5  | 1  | 2.99 |
| Mar 04  | PURDUE FORT WAYNE   | 5.0   | 3  | 0  | 0  | 0  | 7   | 1  | 0  | 0  | 0  | 0  | 0   | 0  | 0   | 8-0    | 10-5 | 1  | 2.82 |
| Mar 04  | MD EASTERN SHORE    | 7.0   | 3  | 0  | 0  | 0  | 9   | 0  | 0  | 0  | 0  | 0  | 0   | 1  | 0   | 4-0    | 11-5 | 1  | 2.62 |
| Mar 05  | WINTHROP            | 7.0   | 2  | 0  | 0  | 1  | 11  | 1  | 0  | 0  | 0  | 0  | 0   | 0  | 0   | 6-0    | 12-5 | 1  | 2.44 |
| Mar 05  | MD EASTERN SHORE    | 5.0   | 5  | 1  | 1  | 0  | 6   | 1  | 1  | 0  | 1  | 0  | 0   | 0  | 0   | 14-1   | 13-5 | 1  | 2.39 |
| Totals  |                     | 108.1 | 92 | 47 | 37 | 27 | 144 | 14 | 1  | 10 | 6  | 0  | 9   | 4  | 0   | 124-47 | 13-5 | 1  | 2.39 |

**The Automated ScoreBook**  
**Opponent Game-by-Game for Marshall (as of Mar 09, 2022)**  
**Batting (All games)**

| Date    | Opponent            | ab  | r  | h  | rbi | 2b | 3b | hr | tb  | bb | ibb | sb | cs | hbp | sac | sf | gdp | k   | po  | a   | e  | lob | avg  |
|---------|---------------------|-----|----|----|-----|----|----|----|-----|----|-----|----|----|-----|-----|----|-----|-----|-----|-----|----|-----|------|
| Feb 11  | vs Saint Joseph's   | 20  | 0  | 2  | 0   | 1  | 0  | 0  | 3   | 0  | 0   | 0  | 0  | 0   | 0   | 0  | 0   | 13  | 15  | 6   | 0  | 2   | .100 |
| Feb 11  | vs Villanova        | 21  | 9  | 8  | 8   | 0  | 0  | 2  | 14  | 4  | 0   | 5  | 1  | 4   | 0   | 0  | 0   | 3   | 15  | 4   | 0  | 7   | .244 |
| Feb 12  | vs Villanova        | 18  | 0  | 3  | 0   | 0  | 0  | 0  | 3   | 0  | 0   | 1  | 0  | 1   | 0   | 0  | 0   | 11  | 12  | 6   | 2  | 4   | .220 |
| Feb 12  | vs Saint Joseph's   | 27  | 4  | 7  | 4   | 0  | 0  | 0  | 7   | 3  | 0   | 2  | 0  | 0   | 0   | 0  | 0   | 3   | 21  | 9   | 0  | 5   | .233 |
| Feb 18  | vs South Carolina   | 29  | 7  | 10 | 7   | 2  | 0  | 3  | 21  | 2  | 0   | 0  | 0  | 2   | 0   | 1  | 0   | 3   | 21  | 7   | 2  | 9   | .261 |
| Feb 18  | at Coastal Carolina | 27  | 4  | 7  | 4   | 2  | 0  | 0  | 9   | 1  | 0   | 1  | 0  | 0   | 0   | 0  | 0   | 8   | 21  | 12  | 0  | 6   | .261 |
| 2/19/22 | vs South Carolina   | 31  | 7  | 8  | 6   | 2  | 0  | 1  | 13  | 3  | 0   | 6  | 0  | 1   | 1   | 0  | 0   | 10  | 21  | 16  | 0  | 8   | .260 |
| Feb 19  | at Coastal Carolina | 29  | 7  | 11 | 6   | 3  | 0  | 2  | 20  | 4  | 0   | 0  | 0  | 0   | 0   | 1  | 1   | 6   | 21  | 6   | 2  | 6   | .277 |
| Feb 20  | vs Fordham          | 19  | 0  | 4  | 0   | 0  | 0  | 0  | 4   | 2  | 0   | 0  | 0  | 0   | 1   | 0  | 0   | 10  | 15  | 8   | 0  | 7   | .271 |
| Feb 25  | vs Kent State       | 22  | 1  | 2  | 1   | 0  | 0  | 0  | 2   | 3  | 0   | 3  | 0  | 0   | 0   | 1  | 0   | 12  | 21  | 2   | 2  | 4   | .255 |
| Feb 25  | vs Howard           | 20  | 2  | 6  | 2   | 1  | 0  | 2  | 13  | 1  | 0   | 0  | 0  | 1   | 0   | 0  | 0   | 2   | 12  | 5   | 1  | 5   | .259 |
| Feb 26  | vs Howard           | 28  | 2  | 5  | 1   | 0  | 0  | 0  | 5   | 0  | 0   | 0  | 0  | 0   | 0   | 0  | 0   | 6   | 21  | 8   | 5  | 5   | .251 |
| Feb 26  | at Campbell         | 28  | 3  | 6  | 2   | 0  | 0  | 0  | 6   | 2  | 0   | 2  | 0  | 0   | 0   | 0  | 0   | 13  | 21  | 8   | 2  | 6   | .248 |
| Mar 03  | PURDUE FORT WAYNE   | 17  | 0  | 0  | 0   | 0  | 0  | 0  | 0   | 1  | 0   | 0  | 0  | 0   | 0   | 0  | 0   | 11  | 12  | 7   | 1  | 3   | .235 |
| Mar 04  | PURDUE FORT WAYNE   | 18  | 0  | 3  | 0   | 1  | 0  | 0  | 4   | 0  | 0   | 0  | 0  | 0   | 0   | 0  | 0   | 7   | 14  | 7   | 0  | 3   | .232 |
| Mar 04  | MD EASTERN SHORE    | 25  | 0  | 3  | 0   | 0  | 0  | 0  | 3   | 0  | 0   | 1  | 0  | 0   | 0   | 0  | 0   | 9   | 18  | 13  | 0  | 4   | .224 |
| Mar 05  | WINTHROP            | 22  | 0  | 2  | 0   | 1  | 0  | 0  | 3   | 1  | 0   | 0  | 0  | 0   | 0   | 0  | 0   | 11  | 18  | 5   | 1  | 2   | .217 |
| Mar 05  | MD EASTERN SHORE    | 19  | 1  | 5  | 1   | 1  | 1  | 0  | 8   | 0  | 0   | 0  | 0  | 0   | 0   | 1  | 0   | 6   | 12  | 4   | 1  | 4   | .219 |
| Totals  |                     | 420 | 47 | 92 | 42  | 14 | 1  | 10 | 138 | 27 | 0   | 21 | 1  | 9   | 2   | 4  | 1   | 144 | 311 | 133 | 19 | 90  | .219 |

The Automated ScoreBook  
Opponent Game-by-Game for Marshall (as of Mar 09, 2022)  
Pitching (All games)

| Date    | Opponent            | ip    | h   | r   | er  | bb | so | 2b | 3b | hr | wp | bk | hbp | dp | ibb | score  | w-l  | sv | era   |
|---------|---------------------|-------|-----|-----|-----|----|----|----|----|----|----|----|-----|----|-----|--------|------|----|-------|
| Feb 11  | vs Saint Joseph's   | 5.0   | 8   | 8   | 8   | 1  | 4  | 1  | 0  | 5  | 0  | 0  | 0   | 0  | 0   | 0-8    | 0-1  | 0  | 11.20 |
| Feb 11  | vs Villanova        | 5.0   | 3   | 1   | 1   | 0  | 6  | 0  | 0  | 0  | 0  | 0  | 1   | 0  | 0   | 9-1    | 1-1  | 0  | 6.30  |
| Feb 12  | vs Villanova        | 4.0   | 6   | 8   | 7   | 0  | 2  | 1  | 0  | 1  | 0  | 0  | 2   | 1  | 0   | 0-8    | 1-2  | 0  | 8.00  |
| Feb 12  | vs Saint Joseph's   | 7.0   | 7   | 6   | 6   | 2  | 6  | 5  | 0  | 1  | 1  | 0  | 0   | 0  | 0   | 4-6    | 1-3  | 0  | 7.33  |
| Feb 18  | vs South Carolina   | 7.0   | 7   | 5   | 5   | 5  | 2  | 2  | 0  | 0  | 1  | 0  | 0   | 0  | 0   | 7-5    | 2-3  | 0  | 6.75  |
| Feb 18  | at Coastal Carolina | 7.0   | 6   | 3   | 3   | 3  | 5  | 0  | 0  | 2  | 0  | 0  | 0   | 1  | 0   | 4-3    | 3-3  | 0  | 6.00  |
| 2/19/22 | vs South Carolina   | 7.0   | 8   | 3   | 3   | 4  | 0  | 0  | 0  | 1  | 0  | 0  | 1   | 3  | 0   | 7-3    | 4-3  | 1  | 5.50  |
| Feb 19  | at Coastal Carolina | 7.0   | 10  | 9   | 7   | 1  | 5  | 2  | 0  | 3  | 1  | 0  | 3   | 1  | 0   | 7-9    | 4-4  | 1  | 5.71  |
| Feb 20  | vs Fordham          | 5.0   | 8   | 8   | 8   | 6  | 1  | 3  | 0  | 1  | 1  | 0  | 1   | 0  | 0   | 0-8    | 4-5  | 1  | 6.22  |
| Feb 25  | vs Kent State       | 7.0   | 2   | 0   | 0   | 4  | 14 | 1  | 0  | 0  | 0  | 0  | 2   | 1  | 0   | 1-0    | 5-5  | 1  | 5.51  |
| Feb 25  | vs Howard           | 4.0   | 14  | 15  | 14  | 5  | 2  | 3  | 0  | 0  | 2  | 0  | 0   | 0  | 0   | 2-15   | 5-6  | 1  | 6.68  |
| Feb 26  | vs Howard           | 7.0   | 6   | 9   | 5   | 10 | 5  | 1  | 0  | 1  | 0  | 0  | 5   | 0  | 0   | 2-9    | 5-7  | 1  | 6.51  |
| Feb 26  | at Campbell         | 7.0   | 9   | 6   | 6   | 2  | 7  | 4  | 0  | 1  | 0  | 0  | 0   | 0  | 0   | 3-6    | 5-8  | 1  | 6.47  |
| Mar 03  | Purdue Fort Wayne   | 4.0   | 12  | 11  | 10  | 2  | 2  | 2  | 0  | 3  | 0  | 0  | 0   | 0  | 0   | 0-11   | 5-9  | 1  | 7.00  |
| Mar 04  | Purdue Fort Wayne   | 4.2   | 11  | 8   | 7   | 4  | 1  | 1  | 0  | 0  | 1  | 0  | 1   | 0  | 0   | 0-8    | 5-10 | 1  | 7.19  |
| Mar 04  | MD Eastern Shore    | 6.0   | 7   | 4   | 4   | 1  | 1  | 2  | 0  | 0  | 2  | 0  | 0   | 0  | 0   | 0-4    | 5-11 | 1  | 7.02  |
| Mar 05  | Winthrop            | 6.0   | 6   | 6   | 4   | 4  | 3  | 2  | 0  | 0  | 1  | 0  | 0   | 1  | 0   | 0-6    | 5-12 | 1  | 6.88  |
| Mar 05  | MD Eastern Shore    | 4.0   | 16  | 14  | 12  | 4  | 1  | 2  | 1  | 1  | 1  | 0  | 1   | 1  | 0   | 1-14   | 5-13 | 1  | 7.43  |
| Totals  |                     | 103.2 | 146 | 124 | 110 | 58 | 67 | 32 | 1  | 20 | 11 | 0  | 17  | 9  | 0   | 47-124 | 5-13 | 1  | 7.43  |



# 2022 Marshall Softball Stats

## The Automated ScoreBook Games Summary for Marshall (as of Mar 09, 2022) (All games)

| Score by innings | 1  | 2  | 3  | 4  | 5  | 6 | 7  | Total |
|------------------|----|----|----|----|----|---|----|-------|
| Marshall         | 43 | 17 | 21 | 13 | 13 | 7 | 10 | 124   |
| Opponents        | 8  | 12 | 5  | 4  | 3  | 5 | 10 | 47    |

### Record when ...

|                      |      |                      |      |
|----------------------|------|----------------------|------|
| Overall              | 13-5 | After 4 leading      | 12-1 |
| Conference           | 0-0  | ..... trailing       | 1-4  |
| Non-Conference       | 13-5 | ..... tied           | 0-0  |
| Home games           | 5-0  | After 5 leading      | 6-1  |
| Away games           | 2-1  | ..... trailing       | 1-3  |
| Neutral site         | 6-4  | ..... tied           | 0-0  |
| Day games            | 12-5 | After 6 leading      | 6-0  |
| Night games          | 1-0  | ..... trailing       | 0-4  |
| vs Left starter      | 2-0  | ..... tied           | 0-0  |
| vs Right starter     | 11-5 |                      |      |
| 1-Run games          | 0-2  | Hit 0 home runs      | 4-3  |
| 2-Run games          | 2-1  | ... 1 home run       | 6-1  |
| 5+Run games          | 9-1  | ... 2+ home runs     | 3-1  |
| Extra innings        | 0-0  |                      |      |
| Shutouts             | 7-1  | Opponent 0 home runs | 11-2 |
|                      |      | ..... 1 home run     | 0-1  |
| Scoring 0-2 runs     | 0-2  | ..... 2+ HRs         | 2-2  |
| ..... 3-5 runs       | 1-3  |                      |      |
| ..... 6-9 runs       | 9-0  | Made 0 errors        | 6-1  |
| ..... 10+ runs       | 3-0  | .... 1 error         | 5-1  |
|                      |      | .... 2+ errors       | 2-3  |
| Opponent 0-2 runs    | 10-1 |                      |      |
| ..... 3-5 runs       | 2-1  | Opp. made 0 errors   | 5-3  |
| ..... 6-9 runs       | 1-3  | ..... 1 error        | 4-0  |
| ..... 10+ runs       | 0-0  | ..... 2+ errors      | 4-2  |
| Scored in 1st inning | 9-1  | Out-hit opponent     | 11-0 |
| Opp. scored in 1st   | 1-3  | Out-hit by opponent  | 1-3  |
| Scores first         | 13-1 | Hits are tied        | 1-2  |
| Opp. scores first    | 0-4  |                      |      |

### Record when team scores:

|      |     |     |     |     |     |     |     |     |     |     |     |
|------|-----|-----|-----|-----|-----|-----|-----|-----|-----|-----|-----|
| Runs | 0   | 1   | 2   | 3   | 4   | 5   | 6   | 7   | 8   | 9   | 10+ |
| W-L  | 0-1 | 0-1 | 0-0 | 0-2 | 1-0 | 0-1 | 3-0 | 0-0 | 4-0 | 2-0 | 3-0 |

### Record when opponent scores:

|      |     |     |     |     |     |     |     |     |     |     |     |
|------|-----|-----|-----|-----|-----|-----|-----|-----|-----|-----|-----|
| Runs | 0   | 1   | 2   | 3   | 4   | 5   | 6   | 7   | 8   | 9   | 10+ |
| W-L  | 7-0 | 1-1 | 2-0 | 1-0 | 1-1 | 0-0 | 0-0 | 1-2 | 0-0 | 0-1 | 0-0 |

### Record when leading after:

|      |     |      |      |      |     |     |
|------|-----|------|------|------|-----|-----|
| Inn. | 1   | 2    | 3    | 4    | 5   | 6   |
| W-L  | 8-1 | 11-1 | 12-1 | 12-1 | 6-1 | 6-0 |

### Record when trailing after:

|      |     |     |     |     |     |     |
|------|-----|-----|-----|-----|-----|-----|
| Inn. | 1   | 2   | 3   | 4   | 5   | 6   |
| W-L  | 1-3 | 1-4 | 1-4 | 1-4 | 1-3 | 0-4 |

### Record when tied after:

|      |     |     |     |     |     |     |
|------|-----|-----|-----|-----|-----|-----|
| Inn. | 1   | 2   | 3   | 4   | 5   | 6   |
| W-L  | 4-1 | 1-0 | 0-0 | 0-0 | 0-0 | 0-0 |

Current winning streak: 8

Longest winning streak: 8

Longest losing streak: 3

Home attendance : 1525 ( 5 dates avg = 305 )

Away attendance : 2386 ( 13 dates avg = 183 )

Total attendance: 3911 ( 18 dates avg = 217 )

# 2022 Marshall Softball Results

## The Automated ScoreBook Game Results for Marshall (as of Mar 07, 2022) (All games)

| Date           | Opponent            |   | Score | Inns | Overall | C-USA | Pitcher of record   | Attend | Time |
|----------------|---------------------|---|-------|------|---------|-------|---------------------|--------|------|
| Feb 11, 2022   | vs Saint Joseph's   | w | 8-0   | 6    | 1-0-0   | 0-0-0 | NESTER, S. (W 1-0)  | 77     | 1:32 |
| Feb 11, 2022   | vs Villanova        | L | 1-9   | 5    | 1-1-0   | 0-0-0 | JOYCE, C. (L 0-1)   | 80     | 1:50 |
| Feb 12, 2022   | vs Villanova        | w | 8-0   | 5    | 2-1-0   | 0-0-0 | NESTER, S. (W 2-0)  | 74     | 1:22 |
| Feb 12, 2022   | vs Saint Joseph's   | w | 6-4   | 7    | 3-1-0   | 0-0-0 | NESTER, S. (W 3-0)  | 54     | 1:50 |
| # Feb 18, 2022 | vs South Carolina   | L | 5-7   | 7    | 3-2-0   | 0-0-0 | JOYCE, C. (L 0-2)   | 183    | 2:23 |
| # Feb 18, 2022 | at Coastal Carolina | L | 3-4   | 7    | 3-3-0   | 0-0-0 | NESTER, S. (L 3-1)  | 253    | 2:03 |
| # 2/19/22      | vs South Carolina   | L | 3-7   | 7    | 3-4-0   | 0-0-0 | NESTER, S. (L 3-2)  | 237    | 2:31 |
| # Feb 19, 2022 | at Coastal Carolina | w | 9-7   | 7    | 4-4-0   | 0-0-0 | JOYCE, C. (W 1-2)   | 310    | 2:36 |
| # Feb 20, 2022 | vs Fordham          | w | 8-0   | 5    | 5-4-0   | 0-0-0 | NESTER, S. (W 4-2)  | 216    | 1:52 |
| Feb 25, 2022   | vs Kent State       | L | 0-1   | 7    | 5-5-0   | 0-0-0 | NESTER, S. (L 4-3)  | 174    | 1:59 |
| Feb 25, 2022   | vs Howard           | w | 15-2  | 5    | 6-5-0   | 0-0-0 | JOYCE, C. (W 2-2)   | 112    | 2:14 |
| Feb 26, 2022   | vs Howard           | w | 9-2   | 7    | 7-5-0   | 0-0-0 | FERINGA, B. (W 1-0) | 149    | 2:27 |
| Feb 26, 2022   | at Campbell         | w | 6-3   | 7    | 8-5-0   | 0-0-0 | NESTER, S. (W 5-3)  | 467    | 2:10 |
| Mar 03, 2022   | PURDUE FORT WAYNE   | w | 11-0  | 5    | 9-5-0   | 0-0-0 | NESTER, S. (W 6-3)  | 175    | 1:35 |
| Mar 04, 2022   | PURDUE FORT WAYNE   | w | 8-0   | 5    | 10-5-0  | 0-0-0 | JOYCE, C. (W 3-2)   | 250    | 1:38 |
| Mar 04, 2022   | MD EASTERN SHORE    | w | 4-0   | 7    | 11-5-0  | 0-0-0 | NESTER, S. (W 7-3)  | 250    | 1:40 |
| Mar 05, 2022   | WINTHROP            | w | 6-0   | 7    | 12-5-0  | 0-0-0 | NESTER, S. (W 8-3)  | 350    | 1:45 |
| Mar 05, 2022   | MD EASTERN SHORE    | w | 14-1  | 5    | 13-5-0  | 0-0-0 | JOYCE, C. (W 4-2)   | 500    | 1:30 |

\* = Conference game

() extra inning game





| 00 - RS-Jr. - Autumn Owen - C                  |  |  |  |  |  |  |  |  |  | Mill Spring, N.C.                     |  |  |  |  |  |  |  |  |  |
|--|--|--|--|--|--|--|--|--|--|---------------------------------------|--|--|--|--|--|--|--|--|--|
| Career Highs ** -at Gardner-Webb               |  |  |  |  |  |  |  |  |  | Season Highs                          |  |  |  |  |  |  |  |  |  |
| At-Bats: 5 (3x) last vs. Howard 2/26/22        |  |  |  |  |  |  |  |  |  | At-Bats: 5 vs. Howard 2/26            |  |  |  |  |  |  |  |  |  |
| Runs: 3 (3x) last vs. Canisius 2/8/20**        |  |  |  |  |  |  |  |  |  | Runs: 1 (7x) last vs. UMES 3/5        |  |  |  |  |  |  |  |  |  |
| Hits: 4 at NC Central 3/20/19**                |  |  |  |  |  |  |  |  |  | Hits: 2 (3x) last vs. UMES 3/5        |  |  |  |  |  |  |  |  |  |
| RBI: 5 (2x) last vs. Canisius 2/8/20**         |  |  |  |  |  |  |  |  |  | RBI: 1 (4x) last vs. UMES 3/4         |  |  |  |  |  |  |  |  |  |
| Doubles: 2 (2x) last at Hampton 4/27/19**      |  |  |  |  |  |  |  |  |  | Doubles: 1 vs. Saint Joseph's 2/12    |  |  |  |  |  |  |  |  |  |
| Triples: 2 vs. NC Central 2/28/20**            |  |  |  |  |  |  |  |  |  | Triples:                              |  |  |  |  |  |  |  |  |  |
| Home Runs: 2 at Appalachian St. 3/13/19**      |  |  |  |  |  |  |  |  |  | Home Runs: 1 at Coastal Carolina 2/19 |  |  |  |  |  |  |  |  |  |
| Walks: 3 at Charleston Southern 4/18/19**      |  |  |  |  |  |  |  |  |  | Walks: 1 (3x) last vs. Winthrop 3/5   |  |  |  |  |  |  |  |  |  |
| SB: 2 (2x) last vs. UMES 2/7/20**              |  |  |  |  |  |  |  |  |  | SB: 1 (2x) last vs. Winthrop 3/5      |  |  |  |  |  |  |  |  |  |
| Putouts: 15 at South Carolina St. 2/26/19**    |  |  |  |  |  |  |  |  |  | Putouts: 9 vs. UMES 3/4               |  |  |  |  |  |  |  |  |  |
| Assists: 3 (6x) last vs. Winthrop 3/5/22       |  |  |  |  |  |  |  |  |  | Assists: 3 (3x) last vs. Winthrop 3/5 |  |  |  |  |  |  |  |  |  |
| Career/Season                                  |  |  |  |  |  |  |  |  |  |                                       |  |  |  |  |  |  |  |  |  |
| 2+ Hit Games: 27/3                             |  |  |  |  |  |  |  |  |  |                                       |  |  |  |  |  |  |  |  |  |
| 2+ HR Games: 1/                                |  |  |  |  |  |  |  |  |  |                                       |  |  |  |  |  |  |  |  |  |
| 2+ Runs Games: 18/                             |  |  |  |  |  |  |  |  |  |                                       |  |  |  |  |  |  |  |  |  |
| 2+ RBI Games: 16/                              |  |  |  |  |  |  |  |  |  |                                       |  |  |  |  |  |  |  |  |  |
| 2+ BB Games: 10/                               |  |  |  |  |  |  |  |  |  |                                       |  |  |  |  |  |  |  |  |  |
| 1,000 Avg. Games (at least 2-2): 7/            |  |  |  |  |  |  |  |  |  |                                       |  |  |  |  |  |  |  |  |  |
| Hitting Streaks 5+ Games: 5/                   |  |  |  |  |  |  |  |  |  |                                       |  |  |  |  |  |  |  |  |  |
| Hitting Streaks 10+ Games: 0/                  |  |  |  |  |  |  |  |  |  |                                       |  |  |  |  |  |  |  |  |  |
| Career Long Hitting Streak: 6 (3x) all in 2019 |  |  |  |  |  |  |  |  |  |                                       |  |  |  |  |  |  |  |  |  |
| Season/Current Hit Streak: 3/3                 |  |  |  |  |  |  |  |  |  |                                       |  |  |  |  |  |  |  |  |  |
| Career Long OB Streak: 15 ('19)                |  |  |  |  |  |  |  |  |  |                                       |  |  |  |  |  |  |  |  |  |
| Season/Current OB Streak: 3/3                  |  |  |  |  |  |  |  |  |  |                                       |  |  |  |  |  |  |  |  |  |

#0 OWEN, Autumn - 16 games (All games)

| Date    | Opponent            | Pos   | AB | R | H  | RBI | 2B | 3B | HR | BB | SB | CS | HBP | SAC | SF | GDP | K | PO | A  | E | Avg  |
|---------|---------------------|-------|----|---|----|-----|----|----|----|----|----|----|-----|-----|----|-----|---|----|----|---|------|
| Feb 11  | vs Saint Joseph's   | *3b   | 2  | 1 | 1  | 0   | 0  | 0  | 0  | 0  | 0  | 0  | 0   | 0   | 0  | 0   | 1 | 0  | 1  | 1 | .500 |
| Feb 11  | vs Villanova        | c/ph  | 1  | 0 | 0  | 0   | 0  | 0  | 0  | 0  | 0  | 0  | 0   | 0   | 0  | 0   | 1 | 0  | 0  | 0 | .333 |
| Feb 12  | vs Villanova        | *3b   | 2  | 0 | 0  | 1   | 0  | 0  | 0  | 0  | 0  | 0  | 0   | 0   | 0  | 0   | 1 | 1  | 1  | 0 | .200 |
| Feb 12  | vs Saint Joseph's   | *3b   | 3  | 0 | 1  | 0   | 1  | 0  | 0  | 0  | 0  | 0  | 0   | 0   | 0  | 0   | 2 | 0  | 2  | 0 | .250 |
| Feb 18  | vs South Carolina   | ph/c  | 2  | 0 | 0  | 1   | 0  | 0  | 0  | 0  | 0  | 0  | 0   | 0   | 1  | 0   | 0 | 2  | 0  | 0 | .200 |
| 2/19/22 | vs South Carolina   | *c/3b | 2  | 0 | 0  | 0   | 0  | 0  | 0  | 1  | 0  | 1  | 0   | 0   | 0  | 1   | 0 | 4  | 2  | 0 | .167 |
| Feb 19  | at Coastal Carolina | *3b   | 4  | 1 | 2  | 1   | 0  | 0  | 1  | 0  | 0  | 0  | 0   | 0   | 0  | 0   | 0 | 1  | 2  | 0 | .250 |
| Feb 20  | vs Fordham          | *3b   | 2  | 1 | 1  | 0   | 0  | 0  | 0  | 0  | 0  | 0  | 0   | 0   | 0  | 0   | 0 | 3  | 0  | 1 | .278 |
| Feb 25  | vs Kent State       | *3b   | 2  | 0 | 0  | 0   | 0  | 0  | 0  | 0  | 0  | 0  | 0   | 0   | 0  | 0   | 2 | 0  | 3  | 0 | .250 |
| Feb 26  | vs Howard           | *3b   | 5  | 0 | 2  | 0   | 0  | 0  | 0  | 0  | 1  | 0  | 0   | 0   | 0  | 0   | 0 | 0  | 2  | 0 | .280 |
| Feb 26  | at Campbell         | *3b   | 3  | 1 | 1  | 0   | 0  | 0  | 0  | 0  | 0  | 0  | 0   | 0   | 0  | 0   | 0 | 1  | 3  | 1 | .286 |
| Mar 03  | PURDUE FORT WAYN    | *3b/c | 1  | 1 | 0  | 0   | 0  | 0  | 0  | 1  | 0  | 0  | 0   | 0   | 0  | 0   | 0 | 4  | 0  | 0 | .276 |
| Mar 04  | PURDUE FORT WAYN    | *3b   | 1  | 0 | 0  | 0   | 0  | 0  | 0  | 0  | 0  | 0  | 0   | 0   | 0  | 0   | 1 | 0  | 1  | 0 | .267 |
| Mar 04  | MD EASTERN SHORE    | *c    | 2  | 0 | 1  | 1   | 0  | 0  | 0  | 0  | 0  | 0  | 0   | 0   | 1  | 0   | 0 | 9  | 1  | 0 | .281 |
| Mar 05  | WINTHROP            | *3b   | 2  | 1 | 1  | 0   | 0  | 0  | 0  | 1  | 1  | 0  | 0   | 0   | 0  | 0   | 0 | 0  | 3  | 0 | .294 |
| Mar 05  | MD EASTERN SHORE    | *c    | 3  | 1 | 2  | 0   | 0  | 0  | 0  | 0  | 0  | 0  | 0   | 0   | 0  | 0   | 0 | 6  | 0  | 0 | .324 |
| Totals  |                     | 14gs  | 37 | 7 | 12 | 4   | 1  | 0  | 1  | 3  | 2  | 1  | 0   | 0   | 2  | 1   | 8 | 31 | 21 | 3 | .324 |

On base pct. .357 • Slugging pct. .432

## Autumn Owen Collegiate Career Stats

| Year          | Avg.                | GP/GS        | AB         | R         | H          | 2B        | 3B       | HR        | RBI       | TB         | SLG%         | BB        | HBP      | SO        | GDP      | OB%          | SF       | SH       | SB/ATT       | PO         | A         | E         | DP       | FLD%         | CSB       |
|---------------|---------------------|--------------|------------|-----------|------------|-----------|----------|-----------|-----------|------------|--------------|-----------|----------|-----------|----------|--------------|----------|----------|--------------|------------|-----------|-----------|----------|--------------|-----------|
| 2019 GWU      | 0.384               | 52/52        | 146        | 41        | 56         | 12        | 3        | 13        | 50        | 113        | 0.774        | 25        | 3        | 18        | 0        | 0.469        | 5        | 0        | 10/12        | 291        | 41        | 7         | 1        | 0.979        | 17        |
| 2020 GWU      | 0.386               | 29/29        | 83         | 25        | 32         | 7         | 5        | 4         | 22        | 61         | 0.735        | 21        | 1        | 14        | 0        | 0.505        | 2        | 1        | 11/11        | 158        | 22        | 4         | 1        | 0.978        | 5         |
| 2021 GWU      | Did Not Play-Injury |              |            |           |            |           |          |           |           |            |              |           |          |           |          |              |          |          |              |            |           |           |          |              |           |
| 2022 MAR      | 0.324               | 16/14        | 37         | 7         | 12         | 1         | 0        | 1         | 4         | 16         | 0.432        | 3         | 0        | 8         | 1        | 0.357        | 2        | 0        | 2/3          | 31         | 21        | 3         | 1        | 0.945        | 0         |
| <b>Totals</b> | <b>0.376</b>        | <b>97/95</b> | <b>266</b> | <b>73</b> | <b>100</b> | <b>20</b> | <b>8</b> | <b>18</b> | <b>76</b> | <b>190</b> | <b>0.714</b> | <b>49</b> | <b>4</b> | <b>40</b> | <b>1</b> | <b>0.467</b> | <b>9</b> | <b>1</b> | <b>23/26</b> | <b>480</b> | <b>84</b> | <b>15</b> | <b>3</b> | <b>0.974</b> | <b>22</b> |
| GWU (2 yrs)   | 0.384               | 81/81        | 229        | 66        | 88         | 19        | 8        | 17        | 72        | 174        | 0.760        | 46        | 4        | 32        | 0        | 0.483        | 7        | 1        | 21/23        | 449        | 63        | 11        | 2        | 0.979        | 22        |
| MAR (1 yr)    | 0.324               | 16/14        | 37         | 7         | 12         | 1         | 0        | 1         | 4         | 16         | 0.432        | 3         | 0        | 8         | 1        | 0.357        | 2        | 0        | 2/3          | 31         | 21        | 3         | 1        | 0.945        | 0         |



| 1 - Sr. - Grace Chelemen - OF                 |  |  |  |  |  |  |  |  |  | Woodhaven, Michigan                           |  |  |  |  |  |  |  |  |  |
|---|--|--|--|--|--|--|--|--|--|---|--|--|--|--|--|--|--|--|--|
| Career Highs                                  |  |  |  |  |  |  |  |  |  | Season Highs                                  |  |  |  |  |  |  |  |  |  |
| At-Bats: 5 vs. Florida Atlantic 4/17/21       |  |  |  |  |  |  |  |  |  | At-Bats: 4 (4x) last vs. Fordham 2/20         |  |  |  |  |  |  |  |  |  |
| Runs: 2 (10x) last vs. LA Tech 5/12/21        |  |  |  |  |  |  |  |  |  | Runs: 1 (6x) last vs. UMES 3/4                |  |  |  |  |  |  |  |  |  |
| Hits: 4 vs. Bellarmine 3/27/21                |  |  |  |  |  |  |  |  |  | Hits: 2 (2x) last vs. Fordham 2/20            |  |  |  |  |  |  |  |  |  |
| RBI: 3 (2x) last vs. Akron 3/3/21             |  |  |  |  |  |  |  |  |  | RBI: 2 vs. Fordham 2/20                       |  |  |  |  |  |  |  |  |  |
| Doubles: 2 vs. LA Tech 5/12/21                |  |  |  |  |  |  |  |  |  | Doubles: 1 (2x) last at Coastal Carolina 2/19 |  |  |  |  |  |  |  |  |  |
| Triples: 1 (2x) last at Norfolk State 3/1/20  |  |  |  |  |  |  |  |  |  | Triples:                                      |  |  |  |  |  |  |  |  |  |
| Home Runs: 1 (3x) last vs. Valparaiso 3/6/21  |  |  |  |  |  |  |  |  |  | Home Runs:                                    |  |  |  |  |  |  |  |  |  |
| Walks: 2 (2x) last vs. South Carolina 2/19/22 |  |  |  |  |  |  |  |  |  | Walks: 2 vs. South Carolina 2/19              |  |  |  |  |  |  |  |  |  |
| SB: 2 (2x) last vs. Valparaiso 3/7/21         |  |  |  |  |  |  |  |  |  | SB: 1 (2x) last vs. Winthrop 3/5              |  |  |  |  |  |  |  |  |  |
| Putouts: 4 (6x) last at MTSU 4/9/21           |  |  |  |  |  |  |  |  |  | Putouts: 3 vs. South Carolina 2/18            |  |  |  |  |  |  |  |  |  |
| Assists: 1 (2x) last vs. UMES 3/4/22          |  |  |  |  |  |  |  |  |  | Assists: 1 vs. UMES 3/4                       |  |  |  |  |  |  |  |  |  |
| Career/Season                                 |  |  |  |  |  |  |  |  |  | 2+ Hit Games: 17/2                            |  |  |  |  |  |  |  |  |  |
|   |  |  |  |  |  |  |  |  |  | 2+ SB Games: 2/                               |  |  |  |  |  |  |  |  |  |
|   |  |  |  |  |  |  |  |  |  | 2+ Runs Games: 10/                            |  |  |  |  |  |  |  |  |  |
|   |  |  |  |  |  |  |  |  |  | 2+ RBI Games: 6/1                             |  |  |  |  |  |  |  |  |  |
|   |  |  |  |  |  |  |  |  |  | 2+ BB Games: 2/1                              |  |  |  |  |  |  |  |  |  |
|   |  |  |  |  |  |  |  |  |  | 1,000 Avg. Games (at least 2-2): 1/           |  |  |  |  |  |  |  |  |  |
|   |  |  |  |  |  |  |  |  |  | Hitting Streaks 5+ Games: 3/                  |  |  |  |  |  |  |  |  |  |
|   |  |  |  |  |  |  |  |  |  | Hitting Streaks 10+ Games:                    |  |  |  |  |  |  |  |  |  |
|   |  |  |  |  |  |  |  |  |  | Career Long Hitting Streak: 6 ('21)           |  |  |  |  |  |  |  |  |  |
|   |  |  |  |  |  |  |  |  |  | Season/Current Hit Streak: 3/0                |  |  |  |  |  |  |  |  |  |
|   |  |  |  |  |  |  |  |  |  | Career Long OB Streak: 10 ('20 & '21)         |  |  |  |  |  |  |  |  |  |
|   |  |  |  |  |  |  |  |  |  | Season/Current OB Streak: 3/0                 |  |  |  |  |  |  |  |  |  |

#1 CHELEMEN, Grace - 16 games (All games)

| Date    | Opponent            | Pos   | AB | R | H | RBI | 2B | 3B | HR | BB | SB | CS | HBP | SAC | SF | GDP | K | PO | A | E | Avg  |
|---------|---------------------|-------|----|---|---|-----|----|----|----|----|----|----|-----|-----|----|-----|---|----|---|---|------|
| Feb 11  | vs Saint Joseph's   | *of   | 2  | 1 | 0 | 0   | 0  | 0  | 0  | 1  | 1  | 0  | 0   | 0   | 0  | 0   | 1 | 0  | 0 | 0 | .000 |
| Feb 11  | vs Villanova        | *of   | 3  | 0 | 0 | 0   | 0  | 0  | 0  | 0  | 0  | 0  | 0   | 0   | 0  | 0   | 1 | 0  | 0 | 0 | .000 |
| Feb 12  | vs Villanova        | *of   | 3  | 1 | 0 | 0   | 0  | 0  | 0  | 0  | 0  | 0  | 0   | 0   | 0  | 0   | 0 | 0  | 0 | 0 | .000 |
| Feb 12  | vs Saint Joseph's   | *of   | 4  | 1 | 1 | 0   | 1  | 0  | 0  | 0  | 0  | 0  | 0   | 0   | 0  | 0   | 1 | 2  | 0 | 0 | .083 |
| Feb 18  | vs South Carolina   | *of   | 4  | 0 | 2 | 1   | 0  | 0  | 0  | 0  | 0  | 0  | 0   | 0   | 0  | 0   | 0 | 3  | 0 | 0 | .188 |
| Feb 18  | at Coastal Carolina | *of   | 4  | 0 | 0 | 0   | 0  | 0  | 0  | 0  | 0  | 0  | 0   | 0   | 0  | 0   | 1 | 0  | 0 | 0 | .150 |
| 2/19/22 | vs South Carolina   | *of   | 1  | 1 | 1 | 0   | 0  | 0  | 0  | 2  | 0  | 0  | 0   | 0   | 0  | 0   | 0 | 0  | 0 | 0 | .190 |
| Feb 19  | at Coastal Carolina | *of   | 3  | 0 | 1 | 1   | 1  | 0  | 0  | 0  | 0  | 0  | 0   | 0   | 1  | 0   | 1 | 1  | 0 | 0 | .208 |
| Feb 20  | vs Fordham          | *of   | 4  | 1 | 2 | 2   | 0  | 0  | 0  | 0  | 0  | 0  | 0   | 0   | 0  | 0   | 0 | 1  | 0 | 0 | .250 |
| Feb 25  | vs Kent State       | *of   | 4  | 0 | 0 | 0   | 0  | 0  | 0  | 0  | 0  | 0  | 0   | 0   | 0  | 0   | 2 | 1  | 0 | 0 | .219 |
| Feb 26  | vs Howard           | *of   | 2  | 0 | 0 | 0   | 0  | 0  | 0  | 0  | 0  | 0  | 0   | 0   | 0  | 0   | 1 | 0  | 0 | 0 | .206 |
| Feb 26  | at Campbell         | of    | 1  | 0 | 0 | 0   | 0  | 0  | 0  | 0  | 0  | 0  | 0   | 0   | 0  | 0   | 1 | 0  | 0 | 0 | .200 |
| Mar 03  | PURDUE FORT WAYN    | of    | 0  | 0 | 0 | 0   | 0  | 0  | 0  | 0  | 0  | 0  | 0   | 0   | 0  | 0   | 0 | 0  | 0 | 0 | .200 |
| Mar 04  | MD EASTERN SHORE    | *of   | 2  | 1 | 0 | 0   | 0  | 0  | 0  | 1  | 0  | 0  | 0   | 0   | 0  | 0   | 0 | 1  | 1 | 0 | .189 |
| Mar 05  | WINTHROP            | pr/of | 0  | 0 | 0 | 0   | 0  | 0  | 0  | 0  | 1  | 0  | 0   | 0   | 0  | 0   | 0 | 0  | 0 | 0 | .189 |
| Mar 05  | MD EASTERN SHORE    | of    | 0  | 0 | 0 | 0   | 0  | 0  | 0  | 0  | 0  | 0  | 0   | 0   | 0  | 0   | 0 | 0  | 0 | 0 | .189 |
| Totals  |                     | 12gs  | 37 | 6 | 7 | 4   | 2  | 0  | 0  | 4  | 2  | 0  | 0   | 0   | 1  | 0   | 9 | 9  | 1 | 0 | .189 |

On base pct. .262 • Slugging pct. .243

## Grace Chelemen Collegiate Career Stats

|             | Avg.  | GP/GS  | AB  | R  | H  | 2B | 3B | HR | RBI | TB | SLG%  | BB | HBP | SO | GDP | OB%   | SF | SH | SB/ATT | PO | A | E | DP | FLD%  |
|-------------|-------|--------|-----|----|----|----|----|----|-----|----|-------|----|-----|----|-----|-------|----|----|--------|----|---|---|----|-------|
| 2019 Mich   | 0.143 | 36/1   | 7   | 10 | 1  | 0  | 0  | 0  | 0   | 1  | 0.143 | 2  | 1   | 3  | 0   | 0.400 | 0  | 0  | 3/4    | 0  | 0 | 0 | 0  | 0.000 |
| 2020 MAR    | 0.293 | 25/20  | 58  | 16 | 17 | 0  | 2  | 1  | 5   | 24 | 0.414 | 9  | 1   | 9  | 0   | 0.391 | 1  | 2  | 6/7    | 29 | 0 | 1 | 1  | 0.967 |
| 2021 MAR    | 0.353 | 32/31  | 102 | 21 | 36 | 6  | 0  | 2  | 15  | 48 | 0.471 | 9  | 1   | 14 | 0   | 0.404 | 2  | 4  | 3/9    | 56 | 1 | 4 | 0  | 0.934 |
| 2022 MAR    | 0.189 | 16/12  | 37  | 6  | 7  | 2  | 0  | 0  | 4   | 9  | 0.243 | 4  | 0   | 9  | 0   | 0.262 | 1  | 0  | 2/2    | 9  | 1 | 0 | 1  | 1.000 |
| Totals      | 0.299 | 109/64 | 204 | 53 | 61 | 8  | 2  | 3  | 24  | 82 | 0.402 | 24 | 3   | 34 | 0   | 0.375 | 4  | 6  | 14/22  | 94 | 2 | 5 | 2  | 0.950 |
| MAR (3 yrs) | 0.305 | 73/63  | 197 | 43 | 60 | 8  | 2  | 3  | 24  | 81 | 0.411 | 22 | 2   | 32 | 0   | 0.373 | 4  | 6  | 11/18  | 94 | 2 | 5 | 2  | 0.949 |



| 3 - RS-Sr. - Armani Brown - INF                     |  | Elk Grove, California             |  |
|---|--|-----------------------------------|--|
| Career Highs  |  | Season Highs                      |  |
| At-Bats: 5 (2x) last vs. Portland State 2/10/19     |  | At-Bats: 3 (2x) last vs. UMES 3/5 |  |
| Runs: 3 at Morehead State 4/30/19                   |  | Runs: 1 (2x) last vs. UMES 3/5    |  |
| Hits: 3 (3x) last vs. Valparaiso 3/7/21             |  | Hits: 2 vs. UMES 3/5              |  |
| RBI: 2 (4x) last vs. Rutgers 3/7/20                 |  | RBI:                              |  |
| Doubles: 1 (6x) last vs. last vs. Valparaiso 3/7/21 |  | Doubles:                          |  |
| Triples: 1 (2x) last vs. Charlotte 5/12/21          |  | Triples:                          |  |
| Home Runs:  |  | Home Runs:                        |  |
| Walks: 2 (5x) last at FIU 4/24/21                   |  | Walks: 1 vs. UMES 3/5             |  |
| SB: 1 (14x) last vs. UMES 3/5/22                    |  | SB: 1 (2x) last vs. UMES 3/5      |  |
| Putouts: 6 (3x) last at MTSU 4/9/21                 |  | Putouts: 2 (2x) last vs. UMES 3/5 |  |
| Assists: 5 (3x) last vs. Charlotte 5/12/21          |  | Assists: 3 vs. Winthrop 3/5       |  |
| Career/Season                                       |  |                                   |  |
| 2+ Hit Games: 27/1                                  |  |                                   |  |
| 2+ BB Games: 5/                                     |  |                                   |  |
| 2+ Runs Games: 7/                                   |  |                                   |  |
| 2+ RBI Games: 4/                                    |  |                                   |  |
| 1,000 Avg. Games (at least 2-2): 5/1                |  |                                   |  |
| Hitting Streaks 5+ Games: 1/                        |  |                                   |  |
| Hitting Streaks 10+ Games:                          |  |                                   |  |
| Career Long Hitting Streak: 6 (*19)                 |  |                                   |  |
| Season/Current Hit Streak: 1/1                      |  |                                   |  |
| Career Long OB Streak: 19 (*20)                     |  |                                   |  |
| Season/Current OB Streak: 1/1                       |  |                                   |  |

#3 BROWN, Armani - 14 games (All games)

| Date    | Opponent            | Pos    | AB | R | H | RBI | 2B | 3B | HR | BB | SB | CS | HBP | SAC | SF | GDP | K | PO | A  | E | Avg  |
|---------|---------------------|--------|----|---|---|-----|----|----|----|----|----|----|-----|-----|----|-----|---|----|----|---|------|
| Feb 11  | vs Saint Joseph's   | *2b    | 1  | 0 | 0 | 0   | 0  | 0  | 0  | 0  | 0  | 0  | 0   | 1   | 0  | 0   | 0 | 0  | 1  | 0 | .000 |
| Feb 11  | vs Villanova        | *2b    | 1  | 0 | 0 | 0   | 0  | 0  | 0  | 0  | 0  | 0  | 0   | 0   | 0  | 0   | 0 | 1  | 1  | 0 | .000 |
| Feb 12  | vs Villanova        | *2b    | 2  | 0 | 0 | 0   | 0  | 0  | 0  | 0  | 0  | 0  | 0   | 0   | 0  | 0   | 0 | 0  | 1  | 0 | .000 |
| Feb 12  | vs Saint Joseph's   | *2b/pr | 1  | 1 | 0 | 0   | 0  | 0  | 0  | 0  | 0  | 0  | 0   | 0   | 0  | 0   | 1 | 1  | 1  | 0 | .000 |
| Feb 18  | vs South Carolina   | *2b    | 0  | 0 | 0 | 0   | 0  | 0  | 0  | 0  | 0  | 0  | 0   | 0   | 0  | 0   | 0 | 1  | 0  | 0 | .000 |
| Feb 18  | at Coastal Carolina | *2b    | 3  | 0 | 0 | 0   | 0  | 0  | 0  | 0  | 0  | 0  | 0   | 0   | 0  | 0   | 1 | 2  | 1  | 0 | .000 |
| 2/19/22 | vs South Carolina   | ss     | 2  | 0 | 0 | 0   | 0  | 0  | 0  | 0  | 0  | 0  | 0   | 1   | 0  | 0   | 0 | 0  | 2  | 0 | .000 |
| Feb 19  | at Coastal Carolina | 2b     | 0  | 0 | 0 | 0   | 0  | 0  | 0  | 0  | 0  | 0  | 0   | 0   | 0  | 0   | 0 | 0  | 0  | 0 | .000 |
| Feb 25  | vs Kent State       | *2b    | 1  | 0 | 0 | 0   | 0  | 0  | 0  | 0  | 0  | 0  | 0   | 0   | 0  | 0   | 1 | 1  | 2  | 0 | .000 |
| Feb 25  | vs Howard           | 2b     | 0  | 0 | 0 | 0   | 0  | 0  | 0  | 0  | 0  | 0  | 0   | 0   | 0  | 0   | 0 | 0  | 1  | 0 | .000 |
| Feb 26  | vs Howard           | *2b/pr | 0  | 0 | 0 | 0   | 0  | 0  | 0  | 0  | 1  | 0  | 0   | 0   | 0  | 0   | 0 | 0  | 2  | 1 | .000 |
| Mar 04  | PURDUE FORT WAYN    | pr     | 0  | 0 | 0 | 0   | 0  | 0  | 0  | 0  | 0  | 0  | 0   | 0   | 0  | 0   | 0 | 0  | 0  | 0 | .000 |
| Mar 05  | WINTHROP            | *2b    | 3  | 0 | 0 | 0   | 0  | 0  | 0  | 0  | 0  | 0  | 0   | 0   | 0  | 0   | 1 | 1  | 3  | 0 | .000 |
| Mar 05  | MD EASTERN SHORE    | *2b    | 2  | 1 | 2 | 0   | 0  | 0  | 0  | 1  | 1  | 0  | 0   | 0   | 0  | 0   | 0 | 2  | 2  | 0 | .125 |
| Totals  |                     | 10gs   | 16 | 2 | 2 | 0   | 0  | 0  | 0  | 1  | 2  | 0  | 0   | 2   | 0  | 0   | 4 | 9  | 17 | 1 | .125 |

On base pct. .176 • Slugging pct. .125

| Armani Brown Career Stats |      |         |     |    |    |    |    |    |     |     |      |    |     |    |     |      |    |    |        |     |     |    |      |
|---------------------------|------|---------|-----|----|----|----|----|----|-----|-----|------|----|-----|----|-----|------|----|----|--------|-----|-----|----|------|
| Year                      | avg  | gp-gs   | ab  | r  | h  | 2b | 3b | hr | rbi | tb  | slg% | bb | hbp | so | gdp | ob%  | sf | sh | sb-att | po  | a   | e  | fld% |
| 2018                      | .357 | 6-4     | 14  | 3  | 5  | 0  | 0  | 0  | 3   | 5   | .357 | 1  | 0   | 1  | 0   | .400 | 0  | 0  | 3-3    | 9   | 7   | 1  | .941 |
| 2019                      | .272 | 62-62   | 191 | 30 | 52 | 4  | 1  | 0  | 11  | 58  | .304 | 13 | 0   | 19 | 0   | .316 | 2  | 7  | 6-8    | 95  | 93  | 9  | .954 |
| 2020                      | .347 | 25-25   | 72  | 13 | 25 | 0  | 0  | 0  | 7   | 25  | .347 | 4  | 0   | 11 | 0   | .382 | 0  | 4  | 3-4    | 35  | 32  | 5  | .931 |
| 2021                      | .246 | 32-24   | 61  | 12 | 15 | 3  | 1  | 0  | 2   | 20  | .328 | 8  | 1   | 9  | 0   | .343 | 0  | 3  | 0-2    | 61  | 44  | 4  | .963 |
| 2022                      | .125 | 14-10   | 16  | 2  | 2  | 0  | 0  | 0  | 0   | 2   | .125 | 1  | 0   | 4  | 0   | .176 | 0  | 2  | 2-2    | 9   | 17  | 1  | .963 |
| TOTAL                     | .280 | 139-125 | 354 | 60 | 99 | 7  | 2  | 0  | 23  | 110 | .311 | 27 | 1   | 44 | 0   | .331 | 2  | 16 | 14-19  | 209 | 193 | 20 | .953 |





|   |   |
|---|---|
| 4 - Fr. - Alex Coleman - OF   | Asheboro, N.C.  |
| <b>Season Highs</b><br>At-Bats: 2 (2x) last vs. Winthrop 3/5<br>Runs: 2 vs. Howard 2/25<br>Hits: 1 (3x) last vs. Purdue Fort Wayne 3/4<br>RBI: 2 vs. Howard 2/25<br>Doubles:<br>Triples:<br>Home Runs:<br>Walks: 2 vs. Howard 2/25<br>SB: 1 (3x) last vs. Purdue Fort Wayne<br>Putouts: 3 vs. Kent State 2/25<br>Assists: | <b>Career/Season</b><br>2+ Hit Games:<br>2+ Runs Games: 1<br>2+ RBI Games: 1<br>2+ BB Games: 1<br>1,000 Avg. Games (at least 2-2):<br>Hitting Streaks 5+ Games:<br>Hitting Streaks 10+ Games:<br>Career Long Hitting Streak:<br>Season/Current Hit Streak: 2/0<br>Career Long OB Streak:<br>Season/Current OB Streak: 3/2 |

#4 COLEMAN, Alex - 14 games (All games)

| Date   | Opponent            | Pos   | AB | R | H | RBI | 2B | 3B | HR | BB | SB | CS | HBP | SAC | SF | GDP | K | PO | A | E | Avg   |
|--------|---------------------|-------|----|---|---|-----|----|----|----|----|----|----|-----|-----|----|-----|---|----|---|---|-------|
| Feb 11 | vs Villanova        | of    | 0  | 0 | 0 | 0   | 0  | 0  | 0  | 0  | 0  | 0  | 0   | 0   | 0  | 0   | 0 | 0  | 0 | 0 | .000  |
| Feb 12 | vs Saint Joseph's   | pr    | 0  | 1 | 0 | 0   | 0  | 0  | 0  | 0  | 0  | 0  | 0   | 0   | 0  | 0   | 0 | 0  | 0 | 0 | .000  |
| Feb 18 | vs South Carolina   | of    | 0  | 0 | 0 | 0   | 0  | 0  | 0  | 0  | 0  | 0  | 0   | 0   | 0  | 0   | 0 | 0  | 0 | 0 | .000  |
| Feb 18 | at Coastal Carolina | pr/of | 0  | 0 | 0 | 0   | 0  | 0  | 0  | 0  | 0  | 0  | 0   | 0   | 0  | 0   | 0 | 0  | 0 | 1 | .000  |
| Feb 20 | vs Fordham          | pr    | 0  | 1 | 0 | 0   | 0  | 0  | 0  | 0  | 0  | 0  | 0   | 0   | 0  | 0   | 0 | 0  | 0 | 0 | .000  |
| Feb 25 | vs Kent State       | pr    | 0  | 0 | 0 | 0   | 0  | 0  | 0  | 0  | 1  | 0  | 0   | 0   | 0  | 0   | 0 | 0  | 0 | 0 | .000  |
| Feb 25 | vs Howard           | *of   | 1  | 2 | 1 | 2   | 0  | 0  | 0  | 2  | 1  | 0  | 0   | 0   | 0  | 0   | 0 | 3  | 0 | 0 | 1.000 |
| Feb 26 | vs Howard           | of    | 1  | 0 | 0 | 0   | 0  | 0  | 0  | 0  | 0  | 0  | 0   | 1   | 0  | 0   | 0 | 0  | 0 | 0 | .500  |
| Feb 26 | at Campbell         | *of   | 1  | 0 | 0 | 0   | 0  | 0  | 0  | 0  | 0  | 0  | 0   | 2   | 0  | 0   | 1 | 1  | 0 | 0 | .333  |
| Mar 03 | PURDUE FORT WAYN    | *of   | 2  | 1 | 1 | 0   | 0  | 0  | 0  | 0  | 1  | 0  | 0   | 0   | 0  | 0   | 1 | 0  | 0 | 0 | .400  |
| Mar 04 | PURDUE FORT WAYN    | *of   | 1  | 1 | 1 | 0   | 0  | 0  | 0  | 0  | 0  | 0  | 0   | 1   | 0  | 0   | 0 | 1  | 0 | 0 | .500  |
| Mar 04 | MD EASTERN SHORE    | *of   | 1  | 0 | 0 | 0   | 0  | 0  | 0  | 0  | 0  | 0  | 0   | 1   | 0  | 0   | 0 | 0  | 0 | 0 | .429  |
| Mar 05 | WINTHROP            | *of   | 2  | 1 | 0 | 0   | 0  | 0  | 0  | 1  | 0  | 0  | 0   | 0   | 0  | 0   | 0 | 0  | 0 | 0 | .333  |
| Mar 05 | MD EASTERN SHORE    | *of   | 1  | 1 | 0 | 0   | 0  | 0  | 0  | 0  | 0  | 0  | 0   | 0   | 0  | 0   | 0 | 1  | 0 | 0 | .300  |
| Totals |                     | 7gs   | 10 | 8 | 3 | 2   | 0  | 0  | 0  | 3  | 3  | 0  | 0   | 5   | 0  | 0   | 2 | 6  | 0 | 1 | .300  |

On base pct. .462 • Slugging pct. .300

| Alex Coleman Career Stats |      |       |    |   |   |    |    |    |     |    |      |    |     |    |     |      |    |    |        |    |   |               |      |  |  |  |  |  |  |  |  |  |
|---------------------------|------|-------|----|---|---|----|----|----|-----|----|------|----|-----|----|-----|------|----|----|--------|----|---|---------------|------|--|--|--|--|--|--|--|--|--|
| Year                      | avg  | gp-gs | ab | r | h | 2b | 3b | hr | rbi | tb | slg% | bb | hbp | so | gdp | ob%  | sf | sh | sb-att | po | a | e             | fld% |  |  |  |  |  |  |  |  |  |
| 2022                      | .300 | 14-7  | 10 | 8 | 3 | 0  | 0  | 0  | 2   | 3  | .300 | 3  | 0   | 2  | 0   | .462 | 0  | 5  | 3-3    | 6  | 0 | 1             | .857 |  |  |  |  |  |  |  |  |  |
| TOTAL                     | .300 | 14-7  | 10 | 8 | 3 | 0  | 0  | 0  | 2   | 3  | .300 | 3  | 0   | 2  | 0   | .462 | 0  | 5  | 3-3    | 6  | 0 | 1             | .857 |  |  |  |  |  |  |  |  |  |
| @HerdSB                   |      |       |    |   |   |    |    |    |     |    | 32   |    |     |    |     |      |    |    |        |    |   | #BrickByBrick |      |  |  |  |  |  |  |  |  |  |



|   |  |  |  |  |  |  |  |  |  |   |  |  |  |  |  |  |  |  |  |
|---|--|--|--|--|--|--|--|--|--|---|--|--|--|--|--|--|--|--|--|
| 7 - R-Fr. - Amaya Lee - IF  |  |  |  |  |  |  |  |  |  | Concord, Calif.   |  |  |  |  |  |  |  |  |  |
| <b>Season Highs</b><br>At-Bats: 1 vs. Purdue Fort Wayne 3/3<br>Runs: 1 (5x) last vs. UMES 3/5<br>Hits:<br>RBI:<br>Doubles:<br>Triples:<br>Home Runs:<br>Walks:<br>SB:<br>Putouts:<br>Assists: |  |  |  |  |  |  |  |  |  | <b>Career/Season</b><br>2+ Hit Games:<br>2+ Runs Games:<br>2+ RBI Games:<br>2+ BB Games:<br>1,000 Avg. Games (at least 2-2):<br>Hitting Streaks 5+ Games:<br>Hitting Streaks 10+ Games:<br>Career Long Hitting Streak:<br>Season/Current Hit Streak:<br>Career Long OB Streak:<br>Season/Current OB Streak: |  |  |  |  |  |  |  |  |  |

#7 LEE, Amaya - 10 games (All games)

| Date    | Opponent            | Pos | AB | R | H | RBI | 2B | 3B | HR | BB | SB | CS | HBP | SAC | SF | GDP | K | PO | A | E | Avg  |
|---------|---------------------|-----|----|---|---|-----|----|----|----|----|----|----|-----|-----|----|-----|---|----|---|---|------|
| Feb 11  | vs Saint Joseph's   | pr  | 0  | 0 | 0 | 0   | 0  | 0  | 0  | 0  | 0  | 0  | 0   | 0   | 0  | 0   | 0 | 0  | 0 | 0 | .000 |
| Feb 12  | vs Villanova        | pr  | 0  | 1 | 0 | 0   | 0  | 0  | 0  | 0  | 0  | 0  | 0   | 0   | 0  | 0   | 0 | 0  | 0 | 0 | .000 |
| Feb 18  | vs South Carolina   | pr  | 0  | 1 | 0 | 0   | 0  | 0  | 0  | 0  | 0  | 0  | 0   | 0   | 0  | 0   | 0 | 0  | 0 | 0 | .000 |
| 2/19/22 | vs South Carolina   | pr  | 0  | 0 | 0 | 0   | 0  | 0  | 0  | 0  | 0  | 0  | 0   | 0   | 0  | 0   | 0 | 0  | 0 | 0 | .000 |
| Feb 19  | at Coastal Carolina | pr  | 0  | 1 | 0 | 0   | 0  | 0  | 0  | 0  | 0  | 0  | 0   | 0   | 0  | 0   | 0 | 0  | 0 | 0 | .000 |
| Feb 25  | vs Kent State       | pr  | 0  | 0 | 0 | 0   | 0  | 0  | 0  | 0  | 0  | 0  | 0   | 0   | 0  | 0   | 0 | 0  | 0 | 0 | .000 |
| Feb 26  | vs Howard           | pr  | 0  | 1 | 0 | 0   | 0  | 0  | 0  | 0  | 0  | 0  | 0   | 0   | 0  | 0   | 0 | 0  | 0 | 0 | .000 |
| Mar 03  | PURDUE FORT WAYN    | 2b  | 1  | 0 | 0 | 0   | 0  | 0  | 0  | 0  | 0  | 0  | 0   | 0   | 0  | 0   | 1 | 0  | 0 | 0 | .000 |
| Mar 04  | PURDUE FORT WAYN    | pr  | 0  | 0 | 0 | 0   | 0  | 0  | 0  | 0  | 0  | 0  | 0   | 0   | 0  | 0   | 0 | 0  | 0 | 0 | .000 |
| Mar 05  | MD EASTERN SHORE    | pr  | 0  | 1 | 0 | 0   | 0  | 0  | 0  | 0  | 0  | 0  | 0   | 0   | 0  | 0   | 0 | 0  | 0 | 0 | .000 |
| Totals  |                     | 0gs | 1  | 5 | 0 | 0   | 0  | 0  | 0  | 0  | 0  | 0  | 0   | 0   | 0  | 0   | 1 | 0  | 0 | 0 | .000 |

On base pct. .000 • Slugging pct. .000

| Amaya Lee Career Stats |      |       |    |   |   |    |    |    |     |    |      |    |     |    |     |      |    |    |        |    |   |   |      |
|------------------------|------|-------|----|---|---|----|----|----|-----|----|------|----|-----|----|-----|------|----|----|--------|----|---|---|------|
| Year                   | avg  | gp-gs | ab | r | h | 2b | 3b | hr | rbi | tb | slg% | bb | hbp | so | gdp | ob%  | sf | sh | sb-att | po | a | e | fld% |
| 2022                   | .000 | 10-0  | 1  | 5 | 0 | 0  | 0  | 0  | 0   | 0  | .000 | 0  | 0   | 1  | 0   | .000 | 0  | 0  | 0-0    | 0  | 0 | 0 | .000 |
| TOTAL                  | .000 | 10-0  | 1  | 5 | 0 | 0  | 0  | 0  | 0   | 0  | .000 | 0  | 0   | 1  | 0   | .000 | 0  | 0  | 0-0    | 0  | 0 | 0 | .000 |



| 9 - Fr. - Lauren Love - IF                      |  |  |  |  |  |  |  |  |  | Matthews, N.C.                     |  |  |  |  |  |  |  |  |  |
|---|--|--|--|--|--|--|--|--|--|------------------------------------|--|--|--|--|--|--|--|--|--|
| Season Highs                                    |  |  |  |  |  |  |  |  |  | Career/Season                      |  |  |  |  |  |  |  |  |  |
| At-Bats: 4 (2x) last vs. Howard 2/25            |  |  |  |  |  |  |  |  |  | 2+ Hit Games: 5                    |  |  |  |  |  |  |  |  |  |
| Runs: 3 vs. Howard 2/25                         |  |  |  |  |  |  |  |  |  | 2+ Runs Games: 5                   |  |  |  |  |  |  |  |  |  |
| Hits: 4 vs. Howard 2/25                         |  |  |  |  |  |  |  |  |  | 2+ RBI Games: 5                    |  |  |  |  |  |  |  |  |  |
| RBI: 4 vs. Purdue Fort Wayne 3/3                |  |  |  |  |  |  |  |  |  | 2+ BB Games:                       |  |  |  |  |  |  |  |  |  |
| Doubles: 2 vs. Winthrop 3/5                     |  |  |  |  |  |  |  |  |  | 1,000 Avg. Games (at least 2-2): 2 |  |  |  |  |  |  |  |  |  |
| Triples:  |  |  |  |  |  |  |  |  |  | Hitting Streaks 5+ Games:          |  |  |  |  |  |  |  |  |  |
| Home Runs: 1 (2x)last vs. Purdue Fort Wayne 3/3 |  |  |  |  |  |  |  |  |  | Hitting Streaks 10+ Games:         |  |  |  |  |  |  |  |  |  |
| Walks: 1 (4x) last vs. Purdue Fort Wayne 3/4    |  |  |  |  |  |  |  |  |  | Career Long Hitting Streak: 4      |  |  |  |  |  |  |  |  |  |
| SB: 1 vs. Howard 2/26                           |  |  |  |  |  |  |  |  |  | Season/Current Hit Streak: 4/3     |  |  |  |  |  |  |  |  |  |
| Putouts: 3 vs. Howard 2/26                      |  |  |  |  |  |  |  |  |  | Career Long OB Streak:             |  |  |  |  |  |  |  |  |  |
| Assists: 5 at Coastal Carolina 2/19             |  |  |  |  |  |  |  |  |  | Season/Current OB Streak: 9/9      |  |  |  |  |  |  |  |  |  |

#9 LOVE, Lauren - 17 games (All games)

| Date    | Opponent            | Pos    | AB | R  | H  | RBI | 2B | 3B | HR | BB | SB | CS | HBP | SAC | SF | GDP | K | PO | A  | E | Avg   |
|---------|---------------------|--------|----|----|----|-----|----|----|----|----|----|----|-----|-----|----|-----|---|----|----|---|-------|
| Feb 11  | vs Villanova        | 2b     | 1  | 0  | 1  | 1   | 0  | 0  | 0  | 0  | 0  | 0  | 0   | 0   | 0  | 0   | 0 | 1  | 0  | 0 | 1.000 |
| Feb 12  | vs Villanova        | *of    | 2  | 0  | 1  | 0   | 0  | 0  | 0  | 0  | 0  | 0  | 0   | 0   | 0  | 0   | 0 | 0  | 0  | 0 | .667  |
| Feb 12  | vs Saint Joseph's   | *of/2b | 3  | 1  | 1  | 2   | 0  | 0  | 1  | 0  | 0  | 0  | 0   | 0   | 0  | 0   | 0 | 1  | 1  | 0 | .500  |
| Feb 18  | vs South Carolina   | *of/2b | 3  | 2  | 1  | 0   | 1  | 0  | 0  | 1  | 0  | 0  | 0   | 0   | 0  | 0   | 0 | 1  | 2  | 0 | .444  |
| Feb 18  | at Coastal Carolina | *of/ss | 3  | 0  | 0  | 0   | 0  | 0  | 0  | 0  | 0  | 0  | 0   | 0   | 0  | 0   | 0 | 1  | 0  | 0 | .333  |
| 2/19/22 | vs South Carolina   | *ss/of | 3  | 0  | 1  | 0   | 0  | 0  | 0  | 0  | 0  | 0  | 0   | 0   | 0  | 1   | 0 | 0  | 2  | 1 | .333  |
| Feb 19  | at Coastal Carolina | *2b    | 4  | 1  | 1  | 0   | 0  | 0  | 0  | 0  | 0  | 0  | 0   | 0   | 0  | 0   | 0 | 2  | 5  | 0 | .316  |
| Feb 20  | vs Fordham          | *2b    | 2  | 0  | 0  | 1   | 0  | 0  | 0  | 0  | 0  | 0  | 0   | 1   | 0  | 0   | 0 | 0  | 0  | 0 | .286  |
| Feb 25  | vs Kent State       | *ss/2b | 2  | 0  | 0  | 0   | 0  | 0  | 0  | 0  | 0  | 0  | 1   | 0   | 0  | 0   | 1 | 1  | 0  | 0 | .261  |
| Feb 25  | vs Howard           | *2b/ss | 4  | 3  | 4  | 3   | 1  | 0  | 0  | 0  | 0  | 0  | 0   | 0   | 0  | 0   | 0 | 0  | 0  | 0 | .370  |
| Feb 26  | vs Howard           | *ss    | 2  | 1  | 0  | 0   | 0  | 0  | 0  | 1  | 1  | 0  | 1   | 1   | 0  | 0   | 1 | 3  | 2  | 1 | .345  |
| Feb 26  | at Campbell         | *2b    | 3  | 1  | 1  | 0   | 1  | 0  | 0  | 0  | 0  | 0  | 0   | 1   | 0  | 0   | 1 | 0  | 0  | 0 | .344  |
| Mar 03  | PURDUE FORT WAYN    | *2b/ss | 2  | 2  | 2  | 4   | 0  | 0  | 1  | 1  | 0  | 0  | 0   | 0   | 0  | 0   | 0 | 2  | 2  | 0 | .382  |
| Mar 04  | PURDUE FORT WAYN    | *2b    | 3  | 2  | 0  | 1   | 0  | 0  | 0  | 1  | 0  | 0  | 0   | 0   | 0  | 0   | 0 | 2  | 0  | 0 | .351  |
| Mar 04  | MD EASTERN SHORE    | *2b    | 3  | 0  | 2  | 1   | 0  | 0  | 0  | 0  | 0  | 0  | 0   | 0   | 0  | 0   | 0 | 0  | 2  | 0 | .375  |
| Mar 05  | WINTHROP            | *ss    | 4  | 1  | 3  | 2   | 2  | 0  | 0  | 0  | 0  | 0  | 0   | 0   | 0  | 0   | 0 | 1  | 0  | 0 | .409  |
| Mar 05  | MD EASTERN SHORE    | *ss    | 4  | 2  | 2  | 2   | 0  | 0  | 0  | 0  | 0  | 0  | 0   | 0   | 0  | 0   | 0 | 2  | 1  | 1 | .417  |
| Totals  |                     | 16gs   | 48 | 16 | 20 | 17  | 5  | 0  | 2  | 4  | 1  | 0  | 2   | 3   | 0  | 1   | 3 | 17 | 17 | 3 | .417  |

On base pct. .481 • Slugging pct. .646

| Lauren Love Career Stats |      |       |    |    |    |    |    |    |     |    |      |    |     |    |     |      |    |    |        |    |    |   |      |
|--------------------------|------|-------|----|----|----|----|----|----|-----|----|------|----|-----|----|-----|------|----|----|--------|----|----|---|------|
| Year                     | avg  | gp-gs | ab | r  | h  | 2b | 3b | hr | rbi | tb | slg% | bb | hbp | so | gdp | ob%  | sf | sh | sb-att | po | a  | e | fld% |
| 2022                     | .417 | 17-16 | 48 | 16 | 20 | 5  | 0  | 2  | 17  | 31 | .646 | 4  | 2   | 3  | 1   | .481 | 0  | 3  | 1-1    | 17 | 17 | 3 | .919 |
| TOTAL                    | .417 | 17-16 | 48 | 16 | 20 | 5  | 0  | 2  | 17  | 31 | .646 | 4  | 2   | 3  | 1   | .481 | 0  | 3  | 1-1    | 17 | 17 | 3 | .919 |





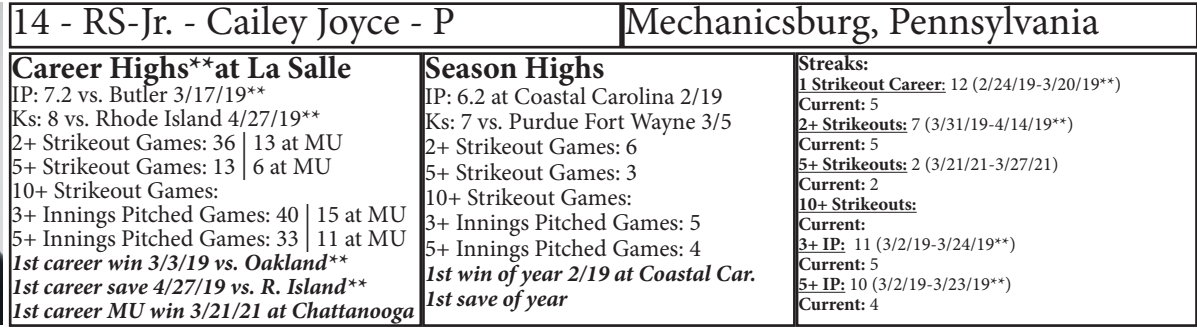
| 13 - Fr. - Rielly Lucas - IF   | Huntington, W.Va.   |
|--|---|
| <b>Season Highs</b><br>At-Bats: 3 (2x) last vs. Purdue Fort Wayne 3/3<br>Runs: 1 (5x) last vs. UMES 3/5<br>Hits: 2 vs. Howard 2/25<br>RBI: 2 vs. (2x) last vs. Purdue Fort Wayne 3/3<br>Doubles: 1 vs. Purdue Fort Wayne 3/3<br>Triples:<br>Home Runs:<br>Walks: 2 vs. UMES 3/5<br>SB:<br>Putouts:<br>Assists: | <b>Career/Season</b><br>2+ Hit Games: 1<br>2+ Runs Games:<br>2+ RBI Games: 2<br>2+ BB Games: 1<br>1,000 Avg. Games (at least 2-2):<br>Hitting Streaks 5+ Games:<br>Hitting Streaks 10+ Games:<br>Career Long Hitting Streak:<br>Season/Current Hit Streak: 2/0<br>Career Long OB Streak:<br>Season/Current OB Streak: 9/9 |

#13 LUCAS, Rielly - 10 games (All games)

| Date   | Opponent            | Pos    | AB | R | H | RBI | 2B | 3B | HR | BB | SB | CS | HBP | SAC | SF | GDP | K | PO | A | E | Avg  |
|--------|---------------------|--------|----|---|---|-----|----|----|----|----|----|----|-----|-----|----|-----|---|----|---|---|------|
| Feb 12 | vs Villanova        | ph     | 1  | 0 | 0 | 1   | 0  | 0  | 0  | 0  | 0  | 0  | 0   | 0   | 0  | 0   | 0 | 0  | 0 | 0 | .000 |
| Feb 12 | vs Saint Joseph's   | ph/of  | 1  | 0 | 0 | 0   | 0  | 0  | 0  | 1  | 0  | 0  | 0   | 0   | 0  | 0   | 0 | 0  | 0 | 0 | .000 |
| Feb 19 | at Coastal Carolina | ph     | 1  | 1 | 1 | 0   | 0  | 0  | 0  | 0  | 0  | 0  | 0   | 0   | 0  | 0   | 0 | 0  | 0 | 0 | .333 |
| Feb 20 | vs Fordham          | ph     | 0  | 0 | 0 | 0   | 0  | 0  | 0  | 1  | 0  | 0  | 0   | 0   | 0  | 0   | 0 | 0  | 0 | 0 | .333 |
| Feb 25 | vs Howard           | *of    | 3  | 1 | 2 | 2   | 0  | 0  | 0  | 0  | 0  | 0  | 0   | 0   | 0  | 0   | 0 | 0  | 0 | 0 | .500 |
| Feb 26 | vs Howard           | ph/of  | 2  | 1 | 1 | 0   | 0  | 0  | 0  | 1  | 0  | 0  | 0   | 0   | 0  | 0   | 0 | 0  | 0 | 0 | .500 |
| Feb 26 | at Campbell         | *of/of | 2  | 0 | 0 | 0   | 0  | 0  | 0  | 1  | 0  | 0  | 0   | 0   | 0  | 0   | 0 | 0  | 0 | 0 | .400 |
| Mar 03 | PURDUE FORT WAYN    | *of    | 3  | 1 | 1 | 2   | 1  | 0  | 0  | 0  | 0  | 0  | 0   | 0   | 0  | 0   | 0 | 0  | 0 | 0 | .385 |
| Mar 04 | PURDUE FORT WAYN    | *of    | 2  | 0 | 0 | 0   | 0  | 0  | 0  | 0  | 0  | 0  | 0   | 0   | 0  | 0   | 0 | 0  | 0 | 0 | .333 |
| Mar 05 | MD EASTERN SHORE    | *of    | 1  | 1 | 0 | 0   | 0  | 0  | 0  | 2  | 0  | 0  | 0   | 0   | 0  | 0   | 0 | 0  | 0 | 0 | .312 |
| Totals |                     | 5gs    | 16 | 5 | 5 | 5   | 1  | 0  | 0  | 6  | 0  | 0  | 0   | 0   | 0  | 0   | 0 | 0  | 0 | 0 | .312 |

On base pct. .500 • Slugging pct. .375

| Rielly Lucas Career Stats |      |       |    |   |   |    |    |    |     |    |      |    |     |    |     |      |    |    |        |    |   |   |      |
|---------------------------|------|-------|----|---|---|----|----|----|-----|----|------|----|-----|----|-----|------|----|----|--------|----|---|---|------|
| Year                      | avg  | gp-gs | ab | r | h | 2b | 3b | hr | rbi | tb | slg% | bb | hbp | so | gdp | ob%  | sf | sh | sb-att | po | a | e | fld% |
| 2022                      | .313 | 10-5  | 16 | 5 | 5 | 1  | 0  | 0  | 5   | 6  | .375 | 6  | 0   | 0  | 0   | .500 | 0  | 0  | 0-0    | 0  | 0 | 0 | .000 |
| TOTAL                     | .313 | 10-5  | 16 | 5 | 5 | 1  | 0  | 0  | 5   | 6  | .375 | 6  | 0   | 0  | 0   | .500 | 0  | 0  | 0-0    | 0  | 0 | 0 | .000 |



| Date   | Opponent            | Pos | AB | R | H | RBI | 2B | 3B | HR | BB | SB | CS | HBP | SAC | SF | GDP | K | PO | A | E | Avg  |
|--------|---------------------|-----|----|---|---|-----|----|----|----|----|----|----|-----|-----|----|-----|---|----|---|---|------|
| Feb 19 | at Coastal Carolina | *p  | 0  | 0 | 0 | 0   | 0  | 0  | 0  | 0  | 0  | 0  | 0   | 0   | 0  | 0   | 0 | 1  | 1 | 0 | .000 |
| Feb 25 | vs Howard           | *p  | 0  | 0 | 0 | 0   | 0  | 0  | 0  | 0  | 0  | 0  | 0   | 0   | 0  | 0   | 0 | 1  | 1 | 0 | .000 |
| Mar 05 | MD EASTERN SHORE    | *p  | 0  | 0 | 0 | 0   | 0  | 0  | 0  | 0  | 0  | 0  | 0   | 0   | 0  | 0   | 0 | 0  | 1 | 0 | .000 |
| Totals |                     | 3gs | 0  | 0 | 0 | 0   | 0  | 0  | 0  | 0  | 0  | 0  | 0   | 0   | 0  | 0   | 0 | 2  | 3 | 0 | .000 |

| Date   | Opponent            | GS | IP   | H  | R  | ER | BB | SO | 2B | 3B | HR | WP | BK | HBP | IBB | Score | W-L | Sv | ERA   | NP  |
|--------|---------------------|----|------|----|----|----|----|----|----|----|----|----|----|-----|-----|-------|-----|----|-------|-----|
| Feb 11 | vs Villanova        | *  | 1.0  | 2  | 3  | 3  | 1  | 2  | 0  | 0  | 2  | 0  | 0  | 1   | 0   | 1-9   | 0-1 | 0  | 21.00 | 20  |
| Feb 12 | vs Saint Joseph's   | *  | 1.0  | 4  | 3  | 3  | 0  | 0  | 0  | 0  | 0  | 0  | 0  | 0   | 0   | 6-4   | 0-1 | 0  | 21.00 | 20  |
| Feb 18 | vs South Carolina   |    | 4.2  | 5  | 3  | 2  | 2  | 2  | 1  | 0  | 2  | 1  | 0  | 1   | 0   | 5-7   | 0-2 | 0  | 8.40  | 78  |
| Feb 19 | at Coastal Carolina | *  | 6.2  | 11 | 7  | 6  | 4  | 6  | 3  | 0  | 2  | 0  | 0  | 0   | 0   | 9-7   | 1-2 | 0  | 7.35  | 146 |
| Feb 25 | vs Howard           | *  | 5.0  | 6  | 2  | 2  | 1  | 2  | 1  | 0  | 2  | 0  | 0  | 1   | 0   | 15-2  | 2-2 | 0  | 6.11  | 75  |
| Mar 04 | PURDUE FORT WAYN    | *  | 5.0  | 3  | 0  | 0  | 0  | 7  | 1  | 0  | 0  | 0  | 0  | 0   | 0   | 8-0   | 3-2 | 0  | 4.80  | 76  |
| Mar 05 | MD EASTERN SHORE    | *  | 5.0  | 5  | 1  | 1  | 0  | 6  | 1  | 1  | 0  | 1  | 0  | 0   | 0   | 14-1  | 4-2 | 0  | 4.20  | 74  |
| Totals |                     | 6  | 28.1 | 36 | 19 | 17 | 8  | 25 | 7  | 1  | 8  | 2  | 0  | 3   | 0   | 58-30 | 4-2 | 0  | 4.20  | -   |

#BrickByBrick



| 16 - 5th Yr. - Saige Pye - INF                  |  |  |  |  |  |  |  |  |  | Stockton, California                        |  |  |  |  |  |  |  |  |  |
|---|--|--|--|--|--|--|--|--|--|---|--|--|--|--|--|--|--|--|--|
| Career Highs                                    |  |  |  |  |  |  |  |  |  | Season Highs                                |  |  |  |  |  |  |  |  |  |
| At-Bats: 5 (2x) last at Charlotte 5/8/21        |  |  |  |  |  |  |  |  |  | At-Bats: 4 (5x) last vs. UMES 3/5           |  |  |  |  |  |  |  |  |  |
| Runs: 2 (10x) last vs. Purdue Fort Wayne 3/3/22 |  |  |  |  |  |  |  |  |  | Runs: 2 (3x) last vs. Purdue Fort Wayne 3/3 |  |  |  |  |  |  |  |  |  |
| Hits: 4 at Kentucky 3/11/20                     |  |  |  |  |  |  |  |  |  | Hits: 3 (2x) last vs. UMES 3/5              |  |  |  |  |  |  |  |  |  |
| RBI: 7 at Kentucky 3/11/20                      |  |  |  |  |  |  |  |  |  | RBI: 4 vs. Howard 2/26                      |  |  |  |  |  |  |  |  |  |
| Doubles: 3 vs. Florida Atlantic 4/17/21         |  |  |  |  |  |  |  |  |  | Doubles: 1 (3x) last at Campbell 2/26       |  |  |  |  |  |  |  |  |  |
| Triples: 1 vs. Akron 3/4/20                     |  |  |  |  |  |  |  |  |  | Triples:                                    |  |  |  |  |  |  |  |  |  |
| HRs: 2 at Kentucky 3/11/20                      |  |  |  |  |  |  |  |  |  | HRs: 1 (5x) last vs. Purdue Fort Wayne 3/3  |  |  |  |  |  |  |  |  |  |
| Walks: 2 vs. Bucknell 3/7/20                    |  |  |  |  |  |  |  |  |  | Walks: 1 (4x) last vs. Howard 2/25          |  |  |  |  |  |  |  |  |  |
| HBP: 2 vs. Howard 2/26/22                       |  |  |  |  |  |  |  |  |  | HBP: 2 vs. Howard 2/26                      |  |  |  |  |  |  |  |  |  |
| Putouts: 2 (4x) last at Chattanooga 3/21/21     |  |  |  |  |  |  |  |  |  | Putouts:                                    |  |  |  |  |  |  |  |  |  |
| Assists: 3 (2x) last vs. Bucknell 3/8           |  |  |  |  |  |  |  |  |  | Assists:                                    |  |  |  |  |  |  |  |  |  |
| Career/Season                                   |  |  |  |  |  |  |  |  |  |   |  |  |  |  |  |  |  |  |  |
| 2+ Hit Games: 28/5                              |  |  |  |  |  |  |  |  |  | 2+ HR Games: 1/   Grand Slams: 1            |  |  |  |  |  |  |  |  |  |
| 2+ Runs Games: 10/3                             |  |  |  |  |  |  |  |  |  | 2+ RBI Games: 20/6                          |  |  |  |  |  |  |  |  |  |
| 2+ BB Games: 1/                                 |  |  |  |  |  |  |  |  |  | 1,000 Avg. Games (at least 2-2): 3/         |  |  |  |  |  |  |  |  |  |
| Hitting Streaks 5+ Games: 4/1                   |  |  |  |  |  |  |  |  |  | Hitting Streaks 10+ Games:                  |  |  |  |  |  |  |  |  |  |
| Career Long Hitting Streak: 12 (*21)            |  |  |  |  |  |  |  |  |  | Season/Current Hit Streak: 6/1              |  |  |  |  |  |  |  |  |  |
| Career Long On Base Streak: 24 (*20)            |  |  |  |  |  |  |  |  |  | Season/Current OB Streak: 11/2              |  |  |  |  |  |  |  |  |  |

#16 PYE, Saige - 18 games (All games)

| Date    | Opponent            | Pos    | AB | R  | H  | RBI | 2B | 3B | HR | BB | SB | CS | HBP | SAC | SF | GDP | K | PO | A | E | Avg  |
|---------|---------------------|--------|----|----|----|-----|----|----|----|----|----|----|-----|-----|----|-----|---|----|---|---|------|
| Feb 11  | vs Saint Joseph's   | *dh    | 3  | 1  | 1  | 3   | 0  | 0  | 1  | 0  | 0  | 0  | 0   | 0   | 0  | 0   | 0 | 0  | 0 | 0 | .333 |
| Feb 11  | vs Villanova        | *dh    | 1  | 0  | 0  | 0   | 0  | 0  | 0  | 0  | 0  | 0  | 1   | 0   | 0  | 0   | 0 | 0  | 0 | 0 | .250 |
| Feb 12  | vs Villanova        | *dh    | 2  | 1  | 1  | 0   | 0  | 0  | 0  | 0  | 0  | 0  | 1   | 0   | 0  | 0   | 0 | 0  | 0 | 0 | .333 |
| Feb 12  | vs Saint Joseph's   | *dh    | 4  | 0  | 0  | 0   | 0  | 0  | 0  | 0  | 0  | 0  | 0   | 0   | 0  | 0   | 1 | 0  | 0 | 0 | .200 |
| Feb 18  | vs South Carolina   | *dh/of | 3  | 1  | 1  | 0   | 1  | 0  | 0  | 1  | 0  | 0  | 0   | 0   | 0  | 0   | 0 | 0  | 0 | 0 | .231 |
| Feb 18  | at Coastal Carolina | *dh    | 2  | 1  | 1  | 2   | 0  | 0  | 1  | 1  | 0  | 0  | 0   | 0   | 0  | 0   | 1 | 0  | 0 | 0 | .267 |
| 2/19/22 | vs South Carolina   | *of/dh | 4  | 0  | 1  | 0   | 0  | 0  | 0  | 0  | 0  | 0  | 0   | 0   | 0  | 1   | 0 | 0  | 0 | 0 | .263 |
| Feb 19  | at Coastal Carolina | *dh    | 2  | 0  | 0  | 0   | 0  | 0  | 0  | 0  | 0  | 0  | 1   | 0   | 0  | 0   | 0 | 0  | 0 | 0 | .238 |
| Feb 20  | vs Fordham          | *dh    | 2  | 1  | 0  | 0   | 0  | 0  | 0  | 1  | 0  | 0  | 0   | 0   | 0  | 0   | 1 | 0  | 0 | 0 | .217 |
| Feb 25  | vs Kent State       | *dh    | 3  | 0  | 1  | 0   | 1  | 0  | 0  | 0  | 0  | 0  | 0   | 0   | 0  | 0   | 2 | 0  | 0 | 0 | .231 |
| Feb 25  | vs Howard           | *dh    | 2  | 2  | 1  | 1   | 0  | 0  | 0  | 1  | 0  | 0  | 0   | 0   | 0  | 0   | 0 | 0  | 0 | 0 | .250 |
| Feb 26  | vs Howard           | *dh    | 3  | 1  | 2  | 4   | 0  | 0  | 1  | 0  | 0  | 0  | 2   | 0   | 0  | 0   | 0 | 0  | 0 | 0 | .290 |
| Feb 26  | at Campbell         | *dh    | 4  | 2  | 2  | 2   | 1  | 0  | 1  | 0  | 0  | 0  | 0   | 0   | 0  | 0   | 1 | 0  | 0 | 0 | .314 |
| Mar 03  | PURDUE FORT WAYN    | *dh    | 3  | 2  | 2  | 3   | 0  | 0  | 1  | 0  | 0  | 0  | 0   | 0   | 0  | 0   | 0 | 0  | 0 | 0 | .342 |
| Mar 04  | PURDUE FORT WAYN    | *dh    | 4  | 1  | 3  | 2   | 0  | 0  | 0  | 0  | 0  | 0  | 0   | 0   | 0  | 0   | 0 | 0  | 0 | 0 | .381 |
| Mar 04  | MD EASTERN SHORE    | *dh    | 3  | 0  | 0  | 0   | 0  | 0  | 0  | 0  | 0  | 0  | 0   | 0   | 0  | 0   | 0 | 0  | 0 | 0 | .356 |
| Mar 05  | WINTHROP            | *dh    | 3  | 0  | 0  | 1   | 0  | 0  | 0  | 0  | 0  | 0  | 0   | 0   | 0  | 0   | 1 | 0  | 0 | 0 | .333 |
| Mar 05  | MD EASTERN SHORE    | *dh    | 4  | 1  | 3  | 0   | 0  | 0  | 0  | 0  | 0  | 0  | 0   | 0   | 0  | 0   | 0 | 0  | 0 | 0 | .365 |
| Totals  |                     | 18gs   | 52 | 14 | 19 | 18  | 3  | 0  | 5  | 4  | 0  | 0  | 5   | 0   | 0  | 1   | 7 | 0  | 0 | 0 | .365 |

On base pct. .459 • Slugging pct. .712

## Saige Pye Collegiate Career Stats

|             | Avg.  | GP/GS  | AB  | R  | H  | 2B | 3B | HR | RBI | TB  | SLG%  | BB | HBP | SO | GDP | OB%   | SF | SH | SB/ATT | PO | A  | E | DP | FLD%  |
|-------------|-------|--------|-----|----|----|----|----|----|-----|-----|-------|----|-----|----|-----|-------|----|----|--------|----|----|---|----|-------|
| 2018 GT     | 0.150 | 18/5   | 20  | 2  | 3  | 0  | 0  | 1  | 3   | 6   | 0.300 | 2  | 2   | 4  | 1   | 0.280 | 1  | 0  | 0/0    | 3  | 4  | 1 | 1  | 0.875 |
| 2019 GT     | 0.000 | 14/1   | 15  | 0  | 0  | 0  | 0  | 0  | 1   | 0   | 0.000 | 1  | 0   | 0  | 0   | 0.063 | 0  | 0  | 1/1    | 0  | 0  | 0 | 0  | 0.000 |
| 2020 MAR    | 0.463 | 25/25  | 80  | 20 | 37 | 6  | 1  | 8  | 28  | 69  | 0.863 | 11 | 2   | 5  | 2   | 0.532 | 1  | 0  | 0/0    | 11 | 12 | 2 | 0  | 0.920 |
| 2021 MAR    | 0.395 | 25/25  | 86  | 14 | 34 | 5  | 0  | 6  | 23  | 57  | 0.663 | 8  | 3   | 9  | 2   | 0.459 | 1  | 0  | 0/1    | 3  | 3  | 2 | 0  | 0.750 |
| 2022 MAR    | 0.365 | 18/18  | 52  | 14 | 19 | 3  | 0  | 5  | 18  | 37  | 0.712 | 4  | 5   | 7  | 1   | 0.459 | 0  | 0  | 0/0    | 0  | 0  | 0 | 0  | 0.000 |
| Totals      | 0.368 | 100/74 | 253 | 50 | 93 | 14 | 1  | 20 | 73  | 169 | 0.668 | 26 | 12  | 25 | 6   | 0.446 | 3  | 0  | 1/2    | 17 | 19 | 5 | 1  | 0.878 |
| GT (2 yrs)  | 0.086 | 32/6   | 35  | 2  | 3  | 0  | 0  | 1  | 4   | 6   | 0.171 | 3  | 2   | 4  | 1   | 0.195 | 1  | 0  | 1/1    | 3  | 4  | 1 | 1  | 0.875 |
| MAR (3 yrs) | 0.413 | 68/68  | 218 | 48 | 90 | 14 | 1  | 19 | 69  | 163 | 0.748 | 23 | 10  | 21 | 5   | 0.486 | 2  | 0  | 0/1    | 14 | 15 | 4 | 0  | 0.879 |





## 20 - Sr. - Camryn Michallas - INF | Huntington, West Virginia

### Career Highs(Div. I) \*\* at Akron

At-Bats: 4 at Coastal Carolina 2/19/22  
Runs: 2 (2x) last vs. Purdue Fort Wayne 3/4/22  
Hits: 2 (2x) last vs. Purdue Fort Wayne 3/3/22  
RBI: 2 (4x) last at Coastal Carolina 2/19/22  
Doubles: 1 (2x) last at Campbell 2/26/22  
Triples:  
HRs:  
Walks: 1 (7x) last at Charlotte 5/9/21  
SB: 1 (3x) last vs. UMES 3/4/22  
HBP: 1 vs. Purdue Fort Wayne 3/4/22  
Putouts: 4 vs. Mercer 2/23/19\*\*  
Assists: 5 vs. Western Michigan 3/29/19\*\*

### Season Highs

At-Bats: 4 at Coastal Carolina 2/19  
Runs: 2 vs. Purdue Fort Wayne 3/4  
Hits: 2 vs. Purdue Fort Wayne 3/3  
RBI: 2 (2x) last at Coastal Carolina 2/19  
Doubles: 1 at Campbell 2/26  
Triples:  
Home Runs:  
Walks:  
SB: 1 vs. UMES 3/4  
HBP: 1 vs. Purdue Fort Wayne 3/4  
Putouts: 3 (2x) last vs. Howard 2/26  
Assists: 4 at Coastal Carolina 2/18

### Career/Season (Div. I)

2+ Hit Games: 2/1  
2+ HR Games:  
2+ Runs Games: 2/1  
2+ RBI Games: 4/2  
2+ BB Games:  
1.000 Avg. Games (at least 2-2): 2/1  
Hitting Streaks 5+ Games: 1  
Hitting Streaks 10+ Games:  
Career Long Hitting Streak: 6 (\*22)  
Season/Current Hit Streak: 6/6  
Career Long On Base Streak: 10 (2022)  
Season/Current OB Streak: 10/10

#20 MICHALLAS, Camryn - 14 games (All games)

| Date    | Opponent            | Pos   | AB | R | H  | RBI | 2B | 3B | HR | BB | SB | CS | HBP | SAC | SF | GDP | K | PO | A  | E | Avg  |
|---------|---------------------|-------|----|---|----|-----|----|----|----|----|----|----|-----|-----|----|-----|---|----|----|---|------|
| Feb 11  | vs Villanova        | *3b   | 2  | 0 | 1  | 0   | 0  | 0  | 0  | 0  | 0  | 0  | 0   | 0   | 0  | 0   | 0 | 0  | 2  | 0 | .500 |
| Feb 12  | vs Villanova        | *ss   | 1  | 0 | 0  | 0   | 0  | 0  | 0  | 0  | 0  | 0  | 0   | 0   | 0  | 0   | 1 | 1  | 0  | 0 | .333 |
| Feb 12  | vs Saint Joseph's   | *ss   | 2  | 0 | 0  | 0   | 0  | 0  | 0  | 0  | 0  | 0  | 0   | 0   | 0  | 0   | 0 | 3  | 3  | 0 | .200 |
| Feb 18  | vs South Carolina   | *3b   | 3  | 0 | 1  | 2   | 0  | 0  | 0  | 0  | 0  | 0  | 0   | 0   | 0  | 0   | 0 | 0  | 1  | 2 | .250 |
| Feb 18  | at Coastal Carolina | *3b   | 3  | 0 | 1  | 0   | 0  | 0  | 0  | 0  | 0  | 0  | 0   | 0   | 0  | 1   | 0 | 0  | 4  | 0 | .273 |
| 2/19/22 | vs South Carolina   | *3b   | 0  | 0 | 0  | 0   | 0  | 0  | 0  | 0  | 0  | 0  | 0   | 0   | 0  | 0   | 0 | 0  | 0  | 1 | .273 |
| Feb 19  | at Coastal Carolina | *ss   | 4  | 1 | 1  | 2   | 0  | 0  | 0  | 0  | 0  | 0  | 0   | 0   | 0  | 0   | 0 | 0  | 3  | 0 | .267 |
| Feb 20  | vs Fordham          | *ss   | 2  | 1 | 0  | 0   | 0  | 0  | 0  | 0  | 0  | 0  | 0   | 0   | 0  | 0   | 0 | 1  | 1  | 0 | .235 |
| Feb 25  | vs Kent State       | ph/ss | 2  | 0 | 1  | 0   | 0  | 0  | 0  | 0  | 0  | 0  | 0   | 0   | 0  | 0   | 1 | 0  | 0  | 0 | .263 |
| Feb 25  | vs Howard           | *ss   | 3  | 1 | 1  | 1   | 0  | 0  | 0  | 0  | 0  | 0  | 0   | 0   | 0  | 0   | 0 | 1  | 3  | 1 | .273 |
| Feb 26  | at Campbell         | *ss   | 3  | 1 | 1  | 0   | 1  | 0  | 0  | 0  | 0  | 0  | 0   | 0   | 0  | 0   | 1 | 1  | 2  | 0 | .280 |
| Mar 03  | PURDUE FORT WAYN    | *ss   | 2  | 1 | 2  | 0   | 0  | 0  | 0  | 0  | 0  | 0  | 0   | 0   | 0  | 0   | 0 | 0  | 1  | 1 | .333 |
| Mar 04  | PURDUE FORT WAYN    | *ss   | 2  | 2 | 1  | 0   | 0  | 0  | 0  | 0  | 0  | 0  | 1   | 0   | 0  | 0   | 0 | 0  | 1  | 0 | .345 |
| Mar 04  | MD EASTERN SHORE    | *ss   | 1  | 0 | 1  | 0   | 0  | 0  | 0  | 0  | 1  | 0  | 0   | 0   | 0  | 0   | 0 | 1  | 0  | 0 | .367 |
| Totals  |                     | 13gs  | 30 | 7 | 11 | 5   | 1  | 0  | 0  | 0  | 1  | 0  | 1   | 0   | 0  | 1   | 4 | 10 | 19 | 4 | .367 |

On base pct. .387 • Slugging pct. .400

## Camryn Michallas Collegiate Career Stats

|                      | Avg.         | GP/GS        | AB         | R         | H         | 2B       | 3B       | HR       | RBI       | TB        | SLG%         | BB       | HBP      | SO        | GDP      | OB%          | SF       | SH       | SB/ATT     | PO        | A         | E         | DP       | FLD%         |
|----------------------|--------------|--------------|------------|-----------|-----------|----------|----------|----------|-----------|-----------|--------------|----------|----------|-----------|----------|--------------|----------|----------|------------|-----------|-----------|-----------|----------|--------------|
| 2019 Akron           | 0.105        | 34/32        | 57         | 5         | 6         | 0        | 0        | 0        | 5         | 6         | 0.105        | 6        | 0        | 7         | 0        | 0.188        | 1        | 2        | 2/4        | 45        | 45        | 15        | 1        | 0.857        |
| 2020 GCSC*           | 0.329        | 26/26        | 70         | 18        | 23        | 6        | 0        | 1        | 11        | 32        | 0.457        | 10       | 0        | 12        | 1        | 0.412        | 0        | 3        | 1/1        | 32        | 46        | 8         | 6        | 0.907        |
| 2021 MAR             | 0.115        | 17/9         | 26         | 5         | 3         | 1        | 0        | 0        | 5         | 4         | 0.154        | 1        | 0        | 3         | 0        | 0.148        | 0        | 2        | 0/0        | 9         | 22        | 1         | 0        | 0.969        |
| 2022 MAR             | 0.367        | 14/13        | 30         | 7         | 11        | 1        | 0        | 0        | 5         | 12        | 0.400        | 0        | 1        | 4         | 1        | 0.387        | 0        | 0        | 1/1        | 10        | 19        | 4         | 2        | 0.879        |
| <b>DIV. I Totals</b> | <b>0.177</b> | <b>65/54</b> | <b>113</b> | <b>17</b> | <b>20</b> | <b>2</b> | <b>0</b> | <b>0</b> | <b>15</b> | <b>22</b> | <b>0.195</b> | <b>7</b> | <b>1</b> | <b>14</b> | <b>1</b> | <b>0.230</b> | <b>1</b> | <b>4</b> | <b>3/5</b> | <b>64</b> | <b>86</b> | <b>20</b> | <b>3</b> | <b>0.882</b> |
| MAR (2 yrs)          | 0.25         | 31/22        | 56         | 12        | 14        | 2        | 0        | 0        | 10        | 16        | 0.286        | 1        | 1        | 7         | 1        | 0.276        | 0        | 2        | 1/1        | 19        | 41        | 5         | 2        | 0.923        |

\* GCSC - Gulf Coast State College JUCO



| 21 - RS-Jr. - Sydney Nester - Pitcher   Hillsville, Va.   |  |
|---|--|
| <b>Career Highs ** - at NC State</b><br>IP: 9.0 vs. Duke 4/20/19**<br>Ks: 15 at College of Charleston 3/9/19**<br>2+ Strikeout Games: 69   11 at MU<br>5+ Strikeout Games: 45   10 at MU<br>10+ Strikeout Games: 11   7 at MU<br>3+ Innings Pitched Games: 67   11 at MU<br>5+ Innings Pitched Games: 45   10 at MU<br><i>1st career win vs. Illinois State 2/8/19**</i><br><i>1st career save vs. UNCW 3/27/19**</i><br><i>1st Marshall win vs. Saint Joseph's 2/11/22</i> | <b>Season Highs</b><br>IP: 7.0 (4x) last vs. Winthrop 3/5<br>Ks: 13 (2x) last at Campbell 2/26<br>2+ Strikeout Games: 11<br>5+ Strikeout Games: 10<br>10+ Strikeout Games: 7<br>3+ Innings Pitched Games: 11<br>5+ Innings Pitched Games: 10<br><i>1st win of year vs. Saint Joseph's 2/11</i><br><i>1st save of year at Coastal Car. 2/19</i> |
| <b>Streaks:</b><br><b>1 Strikeout Career:</b> 13 (4/17/19-2/14/20)<br><b>Current:</b> 7<br><b>2+ Strikeouts Career:</b> 9 (2/21/20-3/8/20)<br><b>Current:</b> 7<br><b>5+ Strikeouts Career:</b> 6 (3/2/19-3/15/19)<br><b>Current:</b> 4<br><b>10+ Strikeouts Career:</b> 2 (3/8/19-3/9/19)<br><b>Current:</b> 1<br><b>3+ IP Career:</b> 9 (2/21/20-3/8/20)<br><b>Current:</b> 4<br><b>5+ IP Career:</b> 4 (3x) last (2/26/22-3/5/22)<br><b>Current:</b> 4                   |  |

#21 NESTER, Sydney - 9 games (All games)

| Date    | Opponent            | Pos | AB | R | H | RBI | 2B | 3B | HR | BB | SB | CS | HBP | SAC | SF | GDP | K | PO | A  | E | Avg  |
|---------|---------------------|-----|----|---|---|-----|----|----|----|----|----|----|-----|-----|----|-----|---|----|----|---|------|
| Feb 11  | vs Saint Joseph's   | *p  | 0  | 0 | 0 | 0   | 0  | 0  | 0  | 0  | 0  | 0  | 0   | 0   | 0  | 0   | 0 | 0  | 1  | 0 | .000 |
| Feb 12  | vs Saint Joseph's   | p   | 0  | 0 | 0 | 0   | 0  | 0  | 0  | 0  | 0  | 0  | 0   | 0   | 0  | 0   | 0 | 0  | 2  | 0 | .000 |
| Feb 18  | at Coastal Carolina | *p  | 0  | 0 | 0 | 0   | 0  | 0  | 0  | 0  | 0  | 0  | 0   | 0   | 0  | 0   | 0 | 0  | 1  | 0 | .000 |
| 2/19/22 | vs South Carolina   | *p  | 0  | 0 | 0 | 0   | 0  | 0  | 0  | 0  | 0  | 0  | 0   | 0   | 0  | 0   | 0 | 1  | 1  | 1 | .000 |
| Feb 20  | vs Fordham          | *p  | 0  | 0 | 0 | 0   | 0  | 0  | 0  | 0  | 0  | 0  | 0   | 0   | 0  | 0   | 0 | 0  | 2  | 0 | .000 |
| Feb 25  | vs Kent State       | *p  | 0  | 0 | 0 | 0   | 0  | 0  | 0  | 0  | 0  | 0  | 0   | 0   | 0  | 0   | 0 | 0  | 1  | 0 | .000 |
| Feb 26  | vs Howard           | p   | 0  | 0 | 0 | 0   | 0  | 0  | 0  | 0  | 0  | 0  | 0   | 0   | 0  | 0   | 0 | 0  | 1  | 0 | .000 |
| Mar 04  | MD EASTERN SHORE    | *p  | 0  | 0 | 0 | 0   | 0  | 0  | 0  | 0  | 0  | 0  | 0   | 0   | 0  | 0   | 0 | 0  | 1  | 0 | .000 |
| Mar 05  | WINTHROP            | *p  | 0  | 0 | 0 | 0   | 0  | 0  | 0  | 0  | 0  | 0  | 0   | 0   | 0  | 0   | 0 | 0  | 1  | 0 | .000 |
| Totals  |                     | 7gs | 0  | 0 | 0 | 0   | 0  | 0  | 0  | 0  | 0  | 0  | 0   | 0   | 0  | 0   | 0 | 1  | 11 | 1 | .000 |

On base pct. .000 • Slugging pct. .000

#21 NESTER, Sydney - 13 appearances (All games)

| Date    | Opponent            | GS | IP   | H  | R  | ER | BB | SO  | 2B | 3B | HR | WP | BK | HBP | IBB | Score | W-L | Sv | ERA  | NP  |
|---------|---------------------|----|------|----|----|----|----|-----|----|----|----|----|----|-----|-----|-------|-----|----|------|-----|
| Feb 11  | vs Saint Joseph's   | *  | 6.0  | 2  | 0  | 0  | 0  | 13  | 1  | 0  | 0  | 0  | 0  | 0   | 0   | 8-0   | 1-0 | 0  | 0.00 | 81  |
| Feb 12  | vs Villanova        | *  | 5.0  | 3  | 0  | 0  | 0  | 11  | 0  | 0  | 0  | 0  | 0  | 1   | 0   | 8-0   | 2-0 | 0  | 0.00 | 79  |
| Feb 12  | vs Saint Joseph's   | *  | 3.0  | 1  | 0  | 0  | 1  | 1   | 0  | 0  | 0  | 0  | 0  | 0   | 0   | 6-4   | 3-0 | 0  | 0.00 | 50  |
| Feb 18  | at Coastal Carolina | *  | 6.0  | 7  | 4  | 1  | 1  | 8   | 2  | 0  | 0  | 1  | 0  | 0   | 0   | 3-4   | 3-1 | 0  | 0.35 | 100 |
| 2/19/22 | vs South Carolina   | *  | 6.1  | 7  | 7  | 6  | 3  | 9   | 2  | 0  | 1  | 1  | 0  | 1   | 0   | 3-7   | 3-2 | 0  | 1.86 | 130 |
| Feb 19  | at Coastal Carolina | *  | 0.1  | 0  | 0  | 0  | 0  | 0   | 0  | 0  | 0  | 0  | 0  | 0   | 0   | 9-7   | 3-2 | 1  | 1.84 | 5   |
| Feb 20  | vs Fordham          | *  | 5.0  | 4  | 0  | 0  | 2  | 10  | 0  | 0  | 0  | 1  | 0  | 0   | 0   | 8-0   | 4-2 | 1  | 1.55 | 91  |
| Feb 25  | vs Kent State       | *  | 7.0  | 2  | 1  | 1  | 3  | 12  | 0  | 0  | 0  | 0  | 0  | 0   | 0   | 0-1   | 4-3 | 1  | 1.45 | 114 |
| Feb 26  | vs Howard           | *  | 2.0  | 0  | 0  | 0  | 0  | 4   | 0  | 0  | 0  | 0  | 0  | 0   | 0   | 9-2   | 4-3 | 1  | 1.38 | 18  |
| Feb 26  | at Campbell         | *  | 7.0  | 6  | 3  | 1  | 2  | 13  | 0  | 0  | 0  | 1  | 0  | 0   | 0   | 6-3   | 5-3 | 1  | 1.32 | 126 |
| Mar 03  | PURDUE FORT WAYN    | *  | 5.0  | 0  | 0  | 0  | 1  | 11  | 0  | 0  | 0  | 0  | 0  | 0   | 0   | 11-0  | 6-3 | 1  | 1.20 | 72  |
| Mar 04  | MD EASTERN SHORE    | *  | 7.0  | 3  | 0  | 0  | 0  | 9   | 0  | 0  | 0  | 0  | 0  | 0   | 0   | 4-0   | 7-3 | 1  | 1.06 | 87  |
| Mar 05  | WINTHROP            | *  | 7.0  | 2  | 0  | 0  | 1  | 11  | 1  | 0  | 0  | 0  | 0  | 0   | 0   | 6-0   | 8-3 | 1  | 0.95 | 93  |
| Totals  |                     | 10 | 66.2 | 37 | 15 | 9  | 14 | 112 | 6  | 0  | 1  | 4  | 0  | 2   | 0   | 81-28 | 8-3 | 1  | 0.95 | -   |

## Sydney Nester Collegiate Career Stats

|              | ERA  | W-L   | APP | GS | CG | SHO  | SV | IP    | H   | R   | ER  | BB  | SO  | 2B | 3B | HR | BF   | BAvg. | WP | HBP | BK | SFA | SHA | PO | A  | E | DP | FLD%  |
|--------------|------|-------|-----|----|----|------|----|-------|-----|-----|-----|-----|-----|----|----|----|------|-------|----|-----|----|-----|-----|----|----|---|----|-------|
| 2019 NCST    | 3.37 | 14-8  | 37  | 20 | 11 | 3/0  | 1  | 149.2 | 138 | 88  | 72  | 84  | 153 | 16 | 2  | 17 | 690  | 0.241 | 24 | 24  | 0  | 6   | 6   | 3  | 18 | 1 | 4  | 0.955 |
| 2020 NCST    | 3.24 | 10-4  | 17  | 12 | 7  | 0    | 1  | 86.1  | 65  | 44  | 40  | 32  | 89  | 10 | 1  | 16 | 372  | 0.201 | 5  | 9   | 0  | 2   | 5   | 2  | 10 | 3 | 1  | 0.800 |
| 2021 NCST    | 3.87 | 7-10  | 29  | 14 | 6  | 2    | 0  | 105.0 | 94  | 73  | 58  | 72  | 102 | 11 | 3  | 12 | 510  | 0.227 | 16 | 19  | 0  | 1   | 4   | 0  | 16 | 3 | 0  | 0.842 |
| 2022 MAR     | 0.95 | 8-3   | 13  | 10 | 9  | 6/0  | 1  | 66.2  | 37  | 15  | 9   | 14  | 112 | 6  | 0  | 1  | 262  | 0.152 | 4  | 2   | 0  | 1   | 2   | 1  | 11 | 1 | 0  | 0.923 |
| Totals       | 3.07 | 39/25 | 96  | 56 | 33 | 11/0 | 3  | 407.2 | 334 | 220 | 179 | 202 | 456 | 42 | 6  | 46 | 1834 | 0.215 | 49 | 52  | 0  | 10  | 17  | 6  | 55 | 8 | 5  | 0.884 |
| NCST (3 yrs) | 3.49 | 31-22 | 83  | 46 | 24 | 5/0  | 2  | 341.0 | 297 | 205 | 170 | 188 | 344 | 37 | 6  | 45 | 1572 | 0.227 | 45 | 50  | 0  | 9   | 15  | 5  | 44 | 7 | 5  | 0.875 |
| MAR (1 yr)   | 0.95 | 8-3   | 13  | 10 | 9  | 6/0  | 1  | 66.2  | 37  | 15  | 9   | 14  | 112 | 6  | 0  | 1  | 262  | 0.152 | 4  | 2   | 0  | 1   | 2   | 1  | 11 | 1 | 0  | 0.923 |



| 22 - Soph. - Brianna McCown - P      |  |  |  |  |  |  |  |  |  | St. Albans, West Virginia |  |  |  |  |  |  |  |  |  |
|--------------------------------------|--|--|--|--|--|--|--|--|--|---------------------------|--|--|--|--|--|--|--|--|--|
| Career Highs                         |  |  |  |  |  |  |  |  |  | Season Highs              |  |  |  |  |  |  |  |  |  |
| IP: 7.0 vs. LA Tech 5/12             |  |  |  |  |  |  |  |  |  | IP:                       |  |  |  |  |  |  |  |  |  |
| Ks: 7 vs. Bowling Green 3/5          |  |  |  |  |  |  |  |  |  | Ks:                       |  |  |  |  |  |  |  |  |  |
| 2+ Strikeout Games: 6                |  |  |  |  |  |  |  |  |  | 2+ Strikeout Games:       |  |  |  |  |  |  |  |  |  |
| 5+ Strikeout Games: 3                |  |  |  |  |  |  |  |  |  | 5+ Strikeout Games:       |  |  |  |  |  |  |  |  |  |
| 10+ Strikeout Games:                 |  |  |  |  |  |  |  |  |  | 10+ Strikeout Games:      |  |  |  |  |  |  |  |  |  |
| 3+ Innings Pitched Games: 5          |  |  |  |  |  |  |  |  |  | 3+ Innings Pitched Games: |  |  |  |  |  |  |  |  |  |
| 5+ Innings Pitched Games: 4          |  |  |  |  |  |  |  |  |  | 5+ Innings Pitched Games: |  |  |  |  |  |  |  |  |  |
| 1st career win vs. Bowling Green 3/5 |  |  |  |  |  |  |  |  |  | 1st win of year           |  |  |  |  |  |  |  |  |  |
| 1st career save                      |  |  |  |  |  |  |  |  |  | 1st save of year          |  |  |  |  |  |  |  |  |  |
| Streaks:                             |  |  |  |  |  |  |  |  |  |                           |  |  |  |  |  |  |  |  |  |
| 1 Strikeout Career: 9 (4/9-5/12)     |  |  |  |  |  |  |  |  |  |                           |  |  |  |  |  |  |  |  |  |
| Current:                             |  |  |  |  |  |  |  |  |  |                           |  |  |  |  |  |  |  |  |  |
| 2+ Strikeouts: 3 (5/8-12)            |  |  |  |  |  |  |  |  |  |                           |  |  |  |  |  |  |  |  |  |
| Current:                             |  |  |  |  |  |  |  |  |  |                           |  |  |  |  |  |  |  |  |  |
| 5+ Strikeouts:                       |  |  |  |  |  |  |  |  |  |                           |  |  |  |  |  |  |  |  |  |
| Current:                             |  |  |  |  |  |  |  |  |  |                           |  |  |  |  |  |  |  |  |  |
| 10+ Strikeouts:                      |  |  |  |  |  |  |  |  |  |                           |  |  |  |  |  |  |  |  |  |
| Current:                             |  |  |  |  |  |  |  |  |  |                           |  |  |  |  |  |  |  |  |  |
| 3+ IP:                               |  |  |  |  |  |  |  |  |  |                           |  |  |  |  |  |  |  |  |  |
| Current:                             |  |  |  |  |  |  |  |  |  |                           |  |  |  |  |  |  |  |  |  |
| 5+ IP:                               |  |  |  |  |  |  |  |  |  |                           |  |  |  |  |  |  |  |  |  |
| Current:                             |  |  |  |  |  |  |  |  |  |                           |  |  |  |  |  |  |  |  |  |

#18 MCCOWN, Brianna - 2 games (All games)

| Date   | Opponent           | Pos | AB  | R | H | RBI | 2B | 3B | HR | BB | SB | CS | HBP | SAC | SF | GDP | K | PO | A | E | Avg  |
|--------|--------------------|-----|-----|---|---|-----|----|----|----|----|----|----|-----|-----|----|-----|---|----|---|---|------|
| May 09 | at Charlotte 49ers | *p  | 0   | 0 | 0 | 0   | 0  | 0  | 0  | 0  | 0  | 0  | 0   | 0   | 0  | 0   | 0 | 0  | 1 | 0 | .000 |
| May 12 | vs LA Tech         | *p  | 0   | 0 | 0 | 0   | 0  | 0  | 0  | 0  | 0  | 0  | 0   | 0   | 0  | 0   | 0 | 0  | 1 | 0 | .000 |
| Totals |                    |     | 2gs | 0 | 0 | 0   | 0  | 0  | 0  | 0  | 0  | 0  | 0   | 0   | 0  | 0   | 0 | 0  | 2 | 0 | .000 |

On base pct. .000 • Slugging pct. .000

#18 MCCOWN, Brianna - 13 appearances (All games)

| Date   | Opponent              | GS | IP  | H    | R  | ER | BB | SO | 2B | 3B | HR | WP | BK | HBP | IBB | Score | W-L | Sv | ERA  | NP  |
|--------|-----------------------|----|-----|------|----|----|----|----|----|----|----|----|----|-----|-----|-------|-----|----|------|-----|
| Mar 05 | BOWLING GREEN         |    | 5.0 | 2    | 3  | 3  | 3  | 7  | 0  | 0  | 2  | 2  | 0  | 0   | 0   | 7-6   | 1-0 | 0  | 4.20 | 104 |
| Mar 10 | at Longwood-1         |    | 2.0 | 1    | 0  | 0  | 0  | 1  | 0  | 0  | 0  | 0  | 0  | 0   | 0   | 2-5   | 1-0 | 0  | 3.00 | 28  |
| Mar 10 | at Longwood-2         |    | 0.1 | 1    | 2  | 2  | 1  | 0  | 0  | 0  | 0  | 0  | 0  | 0   | 0   | 5-7   | 1-0 | 0  | 4.77 | 12  |
| Apr 09 | at Middle Tennessee-2 |    | 1.2 | 2    | 1  | 1  | 2  | 1  | 0  | 0  | 0  | 1  | 0  | 0   | 0   | 8-9   | 1-0 | 0  | 4.67 | 34  |
| Apr 10 | at Middle Tennessee   |    | 2.0 | 2    | 0  | 0  | 1  | 1  | 0  | 0  | 0  | 0  | 0  | 0   | 0   | 5-9   | 1-0 | 0  | 3.82 | 30  |
| Apr 11 | at Middle Tennessee   |    | 3.1 | 7    | 2  | 2  | 0  | 3  | 1  | 0  | 1  | 0  | 0  | 0   | 0   | 2-6   | 1-0 | 0  | 3.91 | 71  |
| Apr 17 | FLORIDA ATLANTIC-1    |    | 0.2 | 2    | 1  | 1  | 0  | 1  | 0  | 0  | 1  | 0  | 0  | 1   | 0   | 9-11  | 1-0 | 0  | 4.20 | 23  |
| Apr 24 | at FIU-1              |    | 5.0 | 5    | 4  | 1  | 1  | 5  | 0  | 1  | 0  | 0  | 0  | 0   | 0   | 12-6  | 2-0 | 0  | 3.50 | 95  |
| May 07 | at Charlotte 49ers    |    | 1.1 | 4    | 3  | 3  | 1  | 1  | 2  | 1  | 0  | 1  | 0  | 0   | 0   | 7-8   | 2-0 | 0  | 4.27 | 40  |
| May 08 | at Charlotte 49ers-1  | *  | 6.0 | 5    | 3  | 3  | 1  | 5  | 0  | 0  | 2  | 0  | 0  | 1   | 0   | 4-3   | 3-0 | 0  | 4.10 | 97  |
| May 09 | at Charlotte 49ers    | *  | 2.2 | 4    | 5  | 3  | 3  | 3  | 2  | 1  | 0  | 0  | 0  | 0   | 0   | 3-6   | 3-1 | 0  | 4.43 | 75  |
| May 12 | vs LA Tech            | *  | 7.0 | 5    | 2  | 1  | 2  | 3  | 1  | 0  | 0  | 0  | 0  | 3   | 0   | 9-2   | 4-1 | 0  | 3.78 | 122 |
| May 12 | vs Charlotte 49ers    |    | 0.2 | 4    | 3  | 3  | 2  | 0  | 1  | 0  | 0  | 0  | 0  | 0   | 0   | 4-8   | 4-1 | 0  | 4.27 | 31  |
| Totals |                       |    | 3   | 37.2 | 44 | 29 | 23 | 31 | 7  | 3  | 6  | 4  | 0  | 5   | 0   | 77-86 | 4-1 | 0  | 4.27 | -   |

## Brianna McCown Career Stats

| Year  | era  | w-l | app | qs | cq | sho | sv | ip   | h  | r  | er | bb | so | 2b | 3b | hr | bf  | bavg | wp | hbp | bk | sfa | sha |
|-------|------|-----|-----|----|----|-----|----|------|----|----|----|----|----|----|----|----|-----|------|----|-----|----|-----|-----|
| 2021  | 4.27 | 4-1 | 13  | 3  | 1  | 0/0 | 0  | 37.2 | 44 | 29 | 23 | 17 | 31 | 7  | 3  | 6  | 179 | .286 | 4  | 5   | 0  | 0   | 3   |
| TOTAL | 4.27 | 4-1 | 13  | 3  | 1  | 0/0 | 0  | 37.2 | 44 | 29 | 23 | 17 | 31 | 7  | 3  | 6  | 179 | .286 | 4  | 5   | 0  | 0   | 3   |





## 23 - Senior - Mya Stevenson - OF

Mesquite, Texas

### Career Highs

At-Bats: 5 at MTSU 4/9/21  
Runs: 3 (2x) last at Chattanooga 3/21/21  
Hits: 4 at Charlotte 3/16/19  
RBI: 7 (2x) last vs. Rutgers 3/8/20  
Doubles: 2 (5x) last vs. Fordham 2/20/22  
Triples: 1 (3x) last vs. Rhode Island 2/23/20  
HRs: 2 (4x) last vs. Rutgers 3/8/20  
Walks: 3 (3x) last vs. Saint Francis 2/7/20  
SB: 1 (10x) last vs. Winthrop 3/5/22  
HBP: 1 (10x) last at Charlotte 5/8/21  
Putouts: 4 vs. South Carolina 2/18/22  
Assists: 1 (5x) last vs. LA Tech 5/12/21

### Season Highs

At-Bats: 4 (2x) last vs. Kent State 2/25  
Runs: 2 (3x) last vs. UMES 3/5  
Hits: 2 (6x) last vs. UMES 3/5  
RBI: 4 vs. UMES 3/5  
Doubles: 2 (2x) last vs. Fordham 2/20  
Triples:  
HRs: 1 (4x) last vs. UMES 3/5  
Walks: 2 vs. Howard 2/26  
SB: 1 (2x) last vs. Winthrop 3/5  
HBP:  
Putouts: 4 vs. South Carolina 2/18  
Assists:

### Career/Season

2+ Hit Games: 39/6  
2+ HR Games: 4/  
2+ Runs Games: 27/3  
2+ RBI Games: 31/3  
2+ BB Games: 10/1  
1,000 Avg. Games (at least 2-2): 9/3  
Hitting Streaks 5+ Games: 5/  
Hitting Streaks 10+ Games: 1/  
Career Long Hitting Streak: 10 ('19&'21)  
Season/Current Hit Streak: 3/1  
Career Long OB Streak: 22 ('19 & '20)  
Season/Current OB Streak: 5/5

#23 STEVENSON, Mya - 18 games (All games)

| Date    | Opponent            | Pos  | AB | R  | H  | RBI | 2B | 3B | HR | BB | SB | CS | HBP | SAC | SF | GDP | K  | PO | A | E | Avg  |
|---------|---------------------|------|----|----|----|-----|----|----|----|----|----|----|-----|-----|----|-----|----|----|---|---|------|
| Feb 11  | vs Saint Joseph's   | *of  | 3  | 1  | 1  | 1   | 0  | 0  | 1  | 0  | 0  | 0  | 0   | 0   | 0  | 0   | 0  | 0  | 0 | 0 | .333 |
| Feb 11  | vs Villanova        | *of  | 2  | 0  | 0  | 0   | 0  | 0  | 0  | 0  | 0  | 0  | 0   | 0   | 0  | 0   | 0  | 2  | 0 | 0 | .200 |
| Feb 12  | vs Villanova        | *of  | 2  | 2  | 1  | 3   | 0  | 0  | 1  | 0  | 0  | 0  | 0   | 0   | 0  | 0   | 0  | 0  | 0 | 0 | .286 |
| Feb 12  | vs Saint Joseph's   | *of  | 3  | 1  | 2  | 1   | 2  | 0  | 0  | 0  | 0  | 0  | 0   | 0   | 0  | 0   | 0  | 1  | 0 | 0 | .400 |
| Feb 18  | vs South Carolina   | *of  | 4  | 0  | 0  | 0   | 0  | 0  | 0  | 0  | 0  | 0  | 0   | 0   | 0  | 0   | 0  | 4  | 0 | 0 | .286 |
| Feb 18  | at Coastal Carolina | *of  | 3  | 0  | 0  | 0   | 0  | 0  | 0  | 0  | 0  | 0  | 0   | 0   | 0  | 0   | 1  | 0  | 0 | 0 | .235 |
| 2/19/22 | vs South Carolina   | *of  | 2  | 0  | 1  | 0   | 0  | 0  | 0  | 1  | 0  | 0  | 0   | 0   | 0  | 0   | 0  | 0  | 0 | 0 | .263 |
| Feb 19  | at Coastal Carolina | *of  | 3  | 1  | 1  | 1   | 0  | 0  | 1  | 1  | 0  | 0  | 0   | 0   | 0  | 0   | 2  | 0  | 0 | 0 | .273 |
| Feb 20  | vs Fordham          | *of  | 2  | 1  | 2  | 1   | 2  | 0  | 0  | 1  | 0  | 0  | 0   | 0   | 0  | 0   | 0  | 0  | 0 | 0 | .333 |
| Feb 25  | vs Kent State       | *of  | 4  | 0  | 0  | 0   | 0  | 0  | 0  | 0  | 0  | 0  | 0   | 0   | 0  | 0   | 3  | 0  | 0 | 0 | .286 |
| Feb 25  | vs Howard           | *of  | 2  | 1  | 2  | 2   | 1  | 0  | 0  | 1  | 0  | 0  | 0   | 0   | 0  | 0   | 0  | 0  | 0 | 0 | .333 |
| Feb 26  | vs Howard           | *of  | 3  | 1  | 0  | 0   | 0  | 0  | 0  | 2  | 1  | 0  | 0   | 0   | 0  | 0   | 1  | 0  | 0 | 0 | .303 |
| Feb 26  | at Campbell         | *of  | 2  | 0  | 0  | 0   | 0  | 0  | 0  | 0  | 0  | 0  | 0   | 0   | 0  | 0   | 1  | 0  | 0 | 0 | .286 |
| Mar 03  | PURDUE FORT WAYN    | *of  | 3  | 0  | 1  | 0   | 0  | 0  | 0  | 0  | 0  | 0  | 0   | 0   | 0  | 0   | 0  | 0  | 0 | 0 | .289 |
| Mar 04  | PURDUE FORT WAYN    | *of  | 3  | 1  | 2  | 0   | 1  | 0  | 0  | 0  | 0  | 0  | 0   | 0   | 0  | 0   | 0  | 0  | 0 | 0 | .317 |
| Mar 04  | MD EASTERN SHORE    | *of  | 3  | 2  | 2  | 0   | 1  | 0  | 0  | 0  | 0  | 0  | 0   | 0   | 0  | 0   | 1  | 0  | 0 | 0 | .341 |
| Mar 05  | WINTHROP            | *of  | 2  | 1  | 0  | 1   | 0  | 0  | 0  | 1  | 0  | 0  | 0   | 0   | 1  | 0   | 1  | 0  | 0 | 0 | .326 |
| Mar 05  | MD EASTERN SHORE    | *of  | 2  | 2  | 2  | 4   | 1  | 0  | 1  | 1  | 0  | 0  | 0   | 0   | 1  | 0   | 0  | 0  | 0 | 0 | .354 |
| Totals  |                     | 18gs | 48 | 14 | 17 | 14  | 8  | 0  | 4  | 7  | 2  | 0  | 0   | 0   | 2  | 0   | 10 | 7  | 0 | 0 | .354 |

On base pct. .421 • Slugging pct. .771

## Mya Stevenson Career Stats

| Year  | avg  | gp-gs   | ab  | r   | h   | 2b | 3b | hr | rbi | tb  | slg% | bb | hbp | so | gdp | ob%  | sf | sh | sb-att | po | a | e | fld%  |
|-------|------|---------|-----|-----|-----|----|----|----|-----|-----|------|----|-----|----|-----|------|----|----|--------|----|---|---|-------|
| 2019  | .329 | 61-59   | 170 | 42  | 56  | 10 | 2  | 20 | 58  | 130 | .765 | 22 | 3   | 45 | 0   | .411 | 2  | 0  | 4-5    | 18 | 2 | 3 | .870  |
| 2020  | .385 | 25-25   | 78  | 23  | 30  | 3  | 1  | 12 | 36  | 71  | .910 | 13 | 3   | 11 | 1   | .489 | 0  | 0  | 1-3    | 10 | 2 | 1 | .923  |
| 2021  | .293 | 33-32   | 99  | 27  | 29  | 8  | 0  | 8  | 20  | 61  | .616 | 13 | 4   | 18 | 0   | .397 | 0  | 0  | 3-3    | 25 | 1 | 1 | .963  |
| 2022  | .354 | 18-18   | 48  | 14  | 17  | 8  | 0  | 4  | 14  | 37  | .771 | 7  | 0   | 10 | 0   | .421 | 2  | 0  | 2-2    | 7  | 0 | 0 | 1.000 |
| TOTAL | .334 | 137-134 | 395 | 106 | 132 | 29 | 3  | 44 | 128 | 299 | .757 | 55 | 10  | 84 | 1   | .425 | 4  | 0  | 10-13  | 60 | 5 | 5 | .929  |



| 28 - Soph. - Kay Kay Kenney - OF   |  |   | Highland Village, Texas |
|--|--|---|-------------------------|
| <b>Career Highs</b><br>At-Bats: 4 at Coastal Carolina 2/19/22<br>Runs: 2 vs. Bellarmine 3/28/21<br>Hits: 2 vs. South Carolina 2/19/22<br>RBI: 3 (2x) last vs. UMES 3/5/22<br>Doubles: 1 at Coastal Carolina 2/19/22<br>Triples: 1 vs. UMES 3/5/22<br>HRs: 1 (2x) last vs. South Carolina 2/19/22<br>Walks: 2 (3x) last at Charlotte 5/8/21<br>SB: 1 (2x) last vs. Saint Joseph's 2/11/22<br>Putouts: 1 (8x) last at Campbell 2/26/22<br>Assists: | <b>Season Highs</b><br>At-Bats: 4 at Coastal Carolina 2/19<br>Runs: 1 (5x) last vs. UMES 3/5<br>Hits: 2 vs. South Carolina 2/19<br>RBI: 3 (2x) last vs. UMES 3/5<br>Doubles: 1 at Coastal Carolina 2/19<br>Triples: 1 vs. UMES 3/5<br>Home Runs: 1 vs. South Carolina 2/19<br>Walks: 1 (2x) last vs. Purdue Fort Wayne 3/4<br>SB: 1 vs. Saint Joseph's 2/11<br>Putouts: 1 (5x) last at Campbell 2/26<br>Assists: | <b>Career/Season</b><br>2+ Hit Games: 1/1<br>2+ Runs Games: 1/<br>2+ RBI Games: 3/2<br>2+ BB Games: 3/<br>1,000 Avg. Games (at least 2-2): 1/1<br>Hitting Streaks 5+ Games:<br>Hitting Streaks 10+ Games:<br>Career Long Hitting Streak:<br>Season/Current Hit Streak: 2/1<br>Career Long OB Streak: 4 (*22)<br>Season/Current OB Streak: 4/2 |                         |

#28 KENNEY, Kay Kay - 13 games (All games)

| Date    | Opponent            | Pos   | AB | R | H | RBI | 2B | 3B | HR | BB | SB | CS | HBP | SAC | SF | GDP | K | PO | A | E | Avg  |
|---------|---------------------|-------|----|---|---|-----|----|----|----|----|----|----|-----|-----|----|-----|---|----|---|---|------|
| Feb 11  | vs Saint Joseph's   | *of   | 2  | 1 | 1 | 0   | 0  | 0  | 0  | 0  | 1  | 0  | 0   | 0   | 0  | 0   | 1 | 0  | 0 | 0 | .500 |
| Feb 11  | vs Villanova        | *of   | 1  | 0 | 0 | 0   | 0  | 0  | 0  | 0  | 0  | 0  | 0   | 0   | 0  | 0   | 1 | 0  | 0 | 0 | .333 |
| Feb 12  | vs Saint Joseph's   | ph    | 1  | 0 | 0 | 0   | 0  | 0  | 0  | 0  | 0  | 0  | 0   | 0   | 0  | 0   | 1 | 0  | 0 | 0 | .250 |
| Feb 18  | vs South Carolina   | pr    | 0  | 0 | 0 | 0   | 0  | 0  | 0  | 0  | 0  | 0  | 0   | 0   | 0  | 0   | 0 | 0  | 0 | 0 | .250 |
| 2/19/22 | vs South Carolina   | of    | 2  | 1 | 2 | 3   | 0  | 0  | 1  | 0  | 0  | 0  | 1   | 0   | 0  | 0   | 0 | 1  | 0 | 0 | .500 |
| Feb 19  | at Coastal Carolina | *of   | 4  | 1 | 1 | 1   | 1  | 0  | 0  | 0  | 0  | 0  | 0   | 0   | 0  | 1   | 1 | 1  | 0 | 0 | .400 |
| Feb 20  | vs Fordham          | *of   | 2  | 1 | 0 | 0   | 0  | 0  | 0  | 1  | 0  | 0  | 0   | 0   | 0  | 0   | 0 | 0  | 0 | 0 | .333 |
| Feb 25  | vs Kent State       | *of   | 2  | 0 | 0 | 0   | 0  | 0  | 0  | 0  | 0  | 0  | 1   | 0   | 0  | 0   | 1 | 1  | 0 | 0 | .286 |
| Feb 26  | vs Howard           | *of   | 2  | 0 | 0 | 0   | 0  | 0  | 0  | 0  | 0  | 0  | 0   | 0   | 0  | 0   | 1 | 1  | 0 | 0 | .250 |
| Feb 26  | at Campbell         | of/of | 2  | 0 | 1 | 0   | 0  | 0  | 0  | 0  | 0  | 0  | 0   | 0   | 0  | 0   | 0 | 1  | 0 | 0 | .278 |
| Mar 03  | PURDUE FORT WAYN    | of    | 0  | 0 | 0 | 0   | 0  | 0  | 0  | 0  | 0  | 0  | 0   | 0   | 0  | 0   | 0 | 0  | 0 | 0 | .278 |
| Mar 04  | PURDUE FORT WAYN    | of    | 0  | 0 | 0 | 0   | 0  | 0  | 0  | 1  | 0  | 0  | 0   | 0   | 0  | 0   | 0 | 0  | 0 | 0 | .278 |
| Mar 05  | MD EASTERN SHORE    | ph/of | 2  | 1 | 1 | 3   | 0  | 1  | 0  | 0  | 0  | 0  | 0   | 0   | 0  | 0   | 1 | 0  | 0 | 0 | .300 |
| Totals  |                     | 6gs   | 20 | 5 | 6 | 7   | 1  | 1  | 1  | 2  | 1  | 0  | 2   | 0   | 0  | 1   | 7 | 5  | 0 | 0 | .300 |

On base pct. .417 • Slugging pct. .600

| Kay Kay Kenney Career Stats |      |       |    |    |   |    |    |    |     |    |      |    |     |    |     |      |    |    |        |    |   |   |       |
|-----------------------------|------|-------|----|----|---|----|----|----|-----|----|------|----|-----|----|-----|------|----|----|--------|----|---|---|-------|
| Year                        | avg  | gp-gs | ab | r  | h | 2b | 3b | hr | rbi | tb | slg% | bb | hbp | so | gdp | ob%  | sf | sh | sb-att | po | a | e | fld%  |
| 2021                        | .200 | 20-5  | 15 | 6  | 3 | 0  | 0  | 1  | 4   | 6  | .400 | 6  | 0   | 6  | 1   | .409 | 1  | 0  | 1-2    | 3  | 0 | 0 | 1.000 |
| 2022                        | .300 | 13-6  | 20 | 5  | 6 | 1  | 1  | 1  | 7   | 12 | .600 | 2  | 2   | 7  | 1   | .417 | 0  | 0  | 1-1    | 5  | 0 | 0 | 1.000 |
| TOTAL                       | .257 | 33-11 | 35 | 11 | 9 | 1  | 1  | 2  | 11  | 18 | .514 | 8  | 2   | 13 | 2   | .413 | 1  | 0  | 2-3    | 8  | 0 | 0 | 1.000 |

[illegible]

| Date   | Opponent          | GS | IP  | H | R | ER | BB | SO | 2B | 3B | HR | WP | BK | HBP | IBB | Score | W-L | Sv | ERA  | NP |
|--------|-------------------|----|-----|---|---|----|----|----|----|----|----|----|----|-----|-----|-------|-----|----|------|----|
| Feb 11 | vs Villanova      |    | 2.0 | 2 | 2 | 2  | 1  | 0  | 0  | 0  | 0  | 0  | 0  | 3   | 0   | 1-9   | 0-0 | 0  | 7.00 | 19 |
| Feb 12 | vs Saint Joseph's |    | 3.0 | 2 | 1 | 1  | 2  | 2  | 0  | 0  | 0  | 0  | 0  | 0   | 0   | 6-4   | 0-0 | 0  | 4.20 | 46 |
| Feb 18 | vs South Carolina | *  | 1.1 | 5 | 4 | 4  | 0  | 1  | 1  | 0  | 1  | 0  | 0  | 1   | 0   | 5-7   | 0-0 | 0  | 7.74 | 40 |
| Totals |                   | 1  | 6.1 | 9 | 7 | 7  | 3  | 3  | 1  | 0  | 1  | 0  | 0  | 4   | 0   | 12-20 | 0-0 | 0  | 7.74 | -  |

| Year  | era  | w-l  | app | gs | cq | sho | sv | ip   | h   | r  | er | bb | so | 2b | 3b | hr | bf  | bavg | wp | hbp | bk | sfa | sha |
|-------|------|------|-----|----|----|-----|----|------|-----|----|----|----|----|----|----|----|-----|------|----|-----|----|-----|-----|
| 2020  | 3.45 | 7-0  | 16  | 10 | 3  | 2/0 | 0  | 46.2 | 46  | 29 | 23 | 21 | 34 | 6  | 4  | 1  | 211 | .251 | 2  | 5   | 0  | 0   | 1   |
| 2021  | 4.12 | 3-3  | 11  | 7  | 2  | 0/0 | 0  | 35.2 | 47  | 26 | 21 | 11 | 18 | 11 | 1  | 3  | 170 | .313 | 0  | 4   | 0  | 1   | 4   |
| 2022  | 7.74 | 0-0  | 3   | 1  | 0  | 0/0 | 0  | 6.1  | 9   | 7  | 7  | 3  | 3  | 1  | 0  | 1  | 34  | .333 | 0  | 4   | 0  | 0   | 0   |
| TOTAL | 4.03 | 10-3 | 30  | 18 | 5  | 2/0 | 0  | 88.2 | 102 | 62 | 51 | 35 | 55 | 18 | 5  | 5  | 415 | .283 | 2  | 13  | 0  | 1   | 5   |





## 43 - 5th Yr. - Aly Harrell - INF

Gahanna, Ohio

### Career Highs

At-Bats: 5 (2x) last vs. LA Tech 5/12/21  
Runs: 3 (2x) last at Charlotte 5/7/21  
Hits: 4 (2x) last vs. Florida Atlantic 4/17/21  
RBI: 4 (6x) last vs. Florida Atlantic 4/17/21  
Doubles: 2 (3x) last vs. Florida Atlantic 4/17/21  
Triples:  
HRs: 2 vs. Presbyterian 2/16/19  
Walks: 4 vs. WKU 4/7/19  
SB: 1 (3x) last vs. Winthrop 3/5/22  
HBP: 3 at No. 20 JMU 3/27/19  
Putouts: 14 at UTSA 4/7/18  
Assists: 2 (3x) last vs. ETSU 2/21/20

### Season Highs

At-Bats: 4(3x) last vs. Howard 2/25  
Runs: 2 (5x) last vs. UMES 3/5  
Hits: 3 vs. UMES 3/5  
RBI: 3 (2x) last vs. UMES 3/5  
Doubles: 1 (2x) last vs. Fordham 2/20  
Triples:  
HRs: 1 (2x) last at Coastal Carolina 2/19  
Walks: 3 (2x) last vs. Howard 2/26  
SB: 1 vs. Winthrop 3/5  
HBP: 1 (5x) last vs. UMES 3/5  
Putouts: 10 (3x) last vs. Howard 2/26  
Assists:

### Career/Season

2+ Hit Games: 48/7  
2+ HR Games: 1/ | Grand Slams: 2/  
2+ Runs Games: 22/5  
2+ RBI Games: 37/3  
2+ BB Games: 38/4 | 2+ HBP Games: 7/  
1,000 Avg. Games (at least 2-2): 10/2  
Hitting Streaks 5+ Games: 6/1  
Hitting Streaks 10+ Games:  
Career Long Hitting Streak: 7 ('20 & '22)  
Season/Current Hit Streak: 7/2  
Career Long OB Streak: 24 ('19)  
Season/Current OB Streak: 13/2

#43 HARRELL, Aly - 18 games (All games)

| Date    | Opponent            | Pos  | AB | R  | H  | RBI | 2B | 3B | HR | BB | SB | CS | HBP | SAC | SF | GDP | K | PO  | A | E | Avg  |
|---------|---------------------|------|----|----|----|-----|----|----|----|----|----|----|-----|-----|----|-----|---|-----|---|---|------|
| Feb 11  | vs Saint Joseph's   | *1b  | 3  | 1  | 1  | 1   | 0  | 0  | 1  | 0  | 0  | 0  | 0   | 0   | 0  | 0   | 0 | 6   | 0 | 0 | .333 |
| Feb 11  | vs Villanova        | *1b  | 2  | 0  | 0  | 0   | 0  | 0  | 0  | 0  | 0  | 0  | 0   | 0   | 0  | 0   | 1 | 5   | 0 | 0 | .200 |
| Feb 12  | vs Villanova        | *1b  | 2  | 1  | 2  | 1   | 1  | 0  | 0  | 0  | 0  | 0  | 1   | 0   | 0  | 0   | 0 | 2   | 0 | 0 | .429 |
| Feb 12  | vs Saint Joseph's   | *1b  | 4  | 0  | 1  | 1   | 0  | 0  | 0  | 0  | 0  | 0  | 0   | 0   | 0  | 0   | 0 | 10  | 0 | 0 | .364 |
| Feb 18  | vs South Carolina   | *1b  | 2  | 0  | 1  | 0   | 0  | 0  | 0  | 2  | 0  | 0  | 0   | 0   | 0  | 0   | 0 | 5   | 0 | 0 | .385 |
| Feb 18  | at Coastal Carolina | *1b  | 3  | 2  | 2  | 1   | 0  | 0  | 1  | 1  | 0  | 0  | 0   | 0   | 0  | 0   | 0 | 9   | 0 | 0 | .438 |
| 2/19/22 | vs South Carolina   | *1b  | 4  | 1  | 2  | 0   | 0  | 0  | 0  | 0  | 0  | 0  | 0   | 0   | 0  | 0   | 0 | 10  | 0 | 0 | .450 |
| Feb 19  | at Coastal Carolina | *1b  | 3  | 0  | 1  | 1   | 0  | 0  | 0  | 0  | 0  | 0  | 1   | 0   | 0  | 0   | 0 | 9   | 0 | 0 | .435 |
| Feb 20  | vs Fordham          | *1b  | 2  | 0  | 1  | 0   | 1  | 0  | 0  | 1  | 0  | 0  | 1   | 0   | 0  | 0   | 0 | 2   | 0 | 0 | .440 |
| Feb 25  | vs Kent State       | *1b  | 1  | 0  | 0  | 0   | 0  | 0  | 0  | 3  | 0  | 0  | 0   | 0   | 0  | 0   | 0 | 5   | 0 | 0 | .423 |
| Feb 25  | vs Howard           | *1b  | 4  | 1  | 1  | 0   | 0  | 0  | 0  | 0  | 0  | 0  | 0   | 0   | 0  | 0   | 1 | 5   | 0 | 0 | .400 |
| Feb 26  | vs Howard           | *1b  | 1  | 2  | 0  | 0   | 0  | 0  | 0  | 3  | 0  | 0  | 1   | 0   | 0  | 0   | 0 | 10  | 0 | 0 | .387 |
| Feb 26  | at Campbell         | *1b  | 3  | 1  | 2  | 2   | 0  | 0  | 0  | 1  | 0  | 0  | 0   | 0   | 0  | 0   | 0 | 8   | 0 | 0 | .412 |
| Mar 03  | PURDUE FORT WAYN    | *1b  | 3  | 2  | 2  | 0   | 1  | 0  | 0  | 0  | 0  | 0  | 0   | 0   | 0  | 0   | 0 | 3   | 0 | 0 | .432 |
| Mar 04  | PURDUE FORT WAYN    | *1b  | 3  | 0  | 2  | 3   | 0  | 0  | 0  | 1  | 0  | 0  | 0   | 0   | 0  | 0   | 0 | 5   | 0 | 0 | .450 |
| Mar 04  | MD EASTERN SHORE    | *1b  | 3  | 0  | 0  | 0   | 0  | 0  | 0  | 0  | 0  | 0  | 0   | 0   | 0  | 0   | 0 | 8   | 0 | 0 | .419 |
| Mar 05  | WINTHROP            | *1b  | 2  | 2  | 1  | 0   | 0  | 0  | 0  | 2  | 1  | 0  | 0   | 0   | 0  | 0   | 0 | 9   | 0 | 0 | .422 |
| Mar 05  | MD EASTERN SHORE    | *1b  | 3  | 2  | 3  | 3   | 1  | 0  | 0  | 0  | 0  | 0  | 1   | 0   | 0  | 0   | 0 | 3   | 0 | 0 | .458 |
| Totals  |                     | 18gs | 48 | 15 | 22 | 13  | 4  | 0  | 2  | 14 | 1  | 0  | 5   | 0   | 0  | 0   | 2 | 114 | 0 | 0 | .458 |

On base pct. .612 • Slugging pct. .667

## Aly Harrell Career Stats

| Year  | avg  | gp-gs   | ab  | r   | h   | 2b | 3b | hr | rbi | tb  | slg% | bb  | hbp | so | gdp | ob%  | sf | sh | sb-att | po   | a  | e  | fld%  |
|-------|------|---------|-----|-----|-----|----|----|----|-----|-----|------|-----|-----|----|-----|------|----|----|--------|------|----|----|-------|
| 2018  | .350 | 48-43   | 120 | 18  | 42  | 10 | 0  | 11 | 41  | 85  | .708 | 23  | 7   | 9  | 2   | .480 | 0  | 2  | 1-1    | 136  | 6  | 2  | .986  |
| 2019  | .338 | 64-64   | 145 | 35  | 49  | 10 | 0  | 14 | 40  | 101 | .697 | 68  | 17  | 13 | 2   | .578 | 2  | 0  | 0-1    | 459  | 11 | 7  | .985  |
| 2020  | .441 | 25-25   | 68  | 22  | 30  | 8  | 0  | 5  | 23  | 53  | .779 | 23  | 6   | 3  | 0   | .602 | 1  | 0  | 0-0    | 142  | 8  | 2  | .987  |
| 2021  | .415 | 30-30   | 94  | 25  | 39  | 8  | 0  | 10 | 29  | 77  | .819 | 17  | 5   | 3  | 1   | .526 | 0  | 0  | 1-1    | 186  | 11 | 3  | .985  |
| 2022  | .458 | 18-18   | 48  | 15  | 22  | 4  | 0  | 2  | 13  | 32  | .667 | 14  | 5   | 2  | 0   | .612 | 0  | 0  | 1-1    | 114  | 0  | 0  | 1.000 |
| TOTAL | .383 | 185-180 | 475 | 115 | 182 | 40 | 0  | 42 | 146 | 348 | .733 | 145 | 40  | 30 | 5   | .554 | 3  | 2  | 3-4    | 1037 | 36 | 14 | .987  |



## 44 - 5th Yr. - Katie Adams - C

Hurricane, West Virginia

### Career Highs

At-Bats: 5 (2x) last at MTSU 4/9/21  
Runs: 3 vs. Howard 2/25/22  
Hits: 3 (3x) last vs. Akron 3/3/21  
RBI: 5 vs. Howard 2/29/20  
Doubles: 2 (3x) all 3 vs. Akron last 3/3/21  
Triples:  
HRs: 1 (10x) last vs. Purdue Fort Wayne 3/3/22  
Walks: 3 at Chattanooga 3/20/21  
SB: 1 (3x) last vs. Akron 3/3/21  
Putouts: 12 (2x) last vs. Kent State 2/25/22  
Assists: 4 at Campbell 2/26/22

### Season Highs

At-Bats: 4 (2x) last at Campbell 2/26  
Runs: 3 vs. Howard 2/25  
Hits: 2 (2x) last vs. Howard 2/25  
RBI: 4 vs. Fordham 2/20  
Doubles: 1 (4x) last at Campbell 2/26  
Triples:  
HRs: 1 (3x) last vs. Purdue Fort Wayne 3/3  
Walks: 2 vs. Howard 2/26  
SB:  
Putouts: 12 (2x) last vs. Kent State 2/25  
Assists: 4 at Campbell 2/26

### Career/Season

2+ Hit Games: 22/2  
2+ HR Games:  
2+ Runs Games: 4/1  
2+ RBI Games: 17/3  
2+ BB Games: 4/  
1,000 Avg. Games (at least 2-2): 5/  
Hitting Streaks 5+ Games: 2/  
Hitting Streaks 10+ Games: 1  
Career Long Hitting Streak: 10 (\*20)  
Season/Current Hit Streak: 2/0  
Career Long OB Streak: 15 (\*20)  
Season/Current OB Streak: 8/0

#44 ADAMS, Katie - 16 games (All games)

| Date    | Opponent            | Pos   | AB | R  | H | RBI | 2B | 3B | HR | BB | SB | CS | HBP | SAC | SF | GDP | K | PO  | A  | E | Avg  |
|---------|---------------------|-------|----|----|---|-----|----|----|----|----|----|----|-----|-----|----|-----|---|-----|----|---|------|
| Feb 11  | vs Saint Joseph's   | *c    | 3  | 1  | 2 | 1   | 1  | 0  | 1  | 0  | 0  | 0  | 0   | 0   | 0  | 0   | 1 | 12  | 2  | 0 | .667 |
| Feb 11  | vs Villanova        | *c/dh | 2  | 0  | 0 | 0   | 0  | 0  | 0  | 0  | 0  | 0  | 0   | 0   | 0  | 0   | 1 | 3   | 1  | 0 | .400 |
| Feb 12  | vs Villanova        | *c    | 2  | 1  | 1 | 0   | 0  | 0  | 0  | 0  | 0  | 0  | 0   | 0   | 0  | 0   | 0 | 11  | 0  | 0 | .429 |
| Feb 12  | vs Saint Joseph's   | *c    | 2  | 1  | 1 | 1   | 1  | 0  | 0  | 1  | 0  | 0  | 0   | 0   | 0  | 0   | 0 | 3   | 0  | 0 | .444 |
| Feb 18  | vs South Carolina   | *c/dh | 4  | 0  | 0 | 0   | 0  | 0  | 0  | 0  | 0  | 0  | 0   | 0   | 0  | 0   | 1 | 1   | 0  | 0 | .308 |
| Feb 18  | at Coastal Carolina | *c    | 3  | 0  | 0 | 0   | 0  | 0  | 0  | 0  | 0  | 0  | 0   | 0   | 0  | 0   | 1 | 6   | 1  | 1 | .250 |
| 2/19/22 | vs South Carolina   | *dh/c | 3  | 0  | 0 | 0   | 0  | 0  | 0  | 0  | 0  | 0  | 0   | 0   | 0  | 0   | 0 | 5   | 1  | 0 | .211 |
| Feb 19  | at Coastal Carolina | *c    | 2  | 1  | 0 | 0   | 0  | 0  | 0  | 0  | 0  | 0  | 1   | 0   | 0  | 0   | 1 | 6   | 0  | 0 | .190 |
| Feb 20  | vs Fordham          | *c    | 2  | 1  | 1 | 4   | 0  | 0  | 1  | 1  | 0  | 0  | 0   | 0   | 0  | 0   | 0 | 8   | 1  | 0 | .217 |
| Feb 25  | vs Kent State       | *c    | 2  | 0  | 0 | 0   | 0  | 0  | 0  | 1  | 0  | 0  | 0   | 0   | 0  | 0   | 0 | 12  | 0  | 0 | .200 |
| Feb 25  | vs Howard           | *c    | 3  | 3  | 2 | 1   | 1  | 0  | 0  | 1  | 0  | 0  | 0   | 0   | 0  | 0   | 0 | 3   | 0  | 0 | .250 |
| Feb 26  | vs Howard           | *c    | 2  | 1  | 0 | 1   | 0  | 0  | 0  | 2  | 0  | 0  | 1   | 0   | 0  | 0   | 0 | 6   | 0  | 0 | .233 |
| Feb 26  | at Campbell         | *c    | 4  | 0  | 1 | 2   | 1  | 0  | 0  | 0  | 0  | 0  | 0   | 0   | 0  | 0   | 1 | 9   | 4  | 0 | .235 |
| Mar 03  | PURDUE FORT WAYN    | *c    | 2  | 1  | 1 | 2   | 0  | 0  | 1  | 0  | 0  | 0  | 0   | 0   | 0  | 0   | 0 | 6   | 0  | 0 | .250 |
| Mar 04  | PURDUE FORT WAYN    | *c    | 2  | 0  | 0 | 0   | 0  | 0  | 0  | 1  | 0  | 0  | 0   | 0   | 0  | 0   | 0 | 7   | 1  | 0 | .237 |
| Mar 05  | WINTHROP            | *c    | 3  | 0  | 0 | 0   | 0  | 0  | 0  | 0  | 0  | 0  | 0   | 0   | 0  | 0   | 0 | 10  | 1  | 0 | .220 |
| Totals  |                     | 16gs  | 41 | 10 | 9 | 12  | 4  | 0  | 3  | 7  | 0  | 0  | 2   | 0   | 0  | 0   | 6 | 108 | 12 | 1 | .220 |

On base pct. .360 • Slugging pct. .537

## Katie Adams Career Stats

| Year  | avg  | gp-gs  | ab  | r  | h  | 2b | 3b | hr | rbi | tb  | slg% | bb | hbp | so | gdp | ob%  | sf | sh | sb-att | po  | a  | e | fld%  |
|-------|------|--------|-----|----|----|----|----|----|-----|-----|------|----|-----|----|-----|------|----|----|--------|-----|----|---|-------|
| 2018  | .214 | 30-9   | 42  | 4  | 9  | 2  | 0  | 0  | 3   | 11  | .262 | 5  | 0   | 8  | 0   | .292 | 1  | 1  | 1-1    | 25  | 1  | 0 | 1.000 |
| 2019  | .280 | 44-26  | 82  | 6  | 23 | 4  | 0  | 0  | 13  | 27  | .329 | 12 | 2   | 8  | 0   | .381 | 1  | 0  | 0-1    | 20  | 1  | 2 | .913  |
| 2020  | .377 | 21-19  | 61  | 8  | 23 | 5  | 0  | 3  | 16  | 37  | .607 | 7  | 0   | 9  | 0   | .441 | 0  | 0  | 1-1    | 69  | 5  | 3 | .961  |
| 2021  | .352 | 31-28  | 91  | 12 | 32 | 9  | 0  | 4  | 24  | 53  | .582 | 9  | 2   | 4  | 0   | .422 | 0  | 0  | 1-1    | 80  | 4  | 2 | .977  |
| 2022  | .220 | 16-16  | 41  | 10 | 9  | 4  | 0  | 3  | 12  | 22  | .537 | 7  | 2   | 6  | 0   | .360 | 0  | 0  | 0-0    | 108 | 12 | 1 | .992  |
| TOTAL | .303 | 142-98 | 317 | 40 | 96 | 24 | 0  | 10 | 68  | 150 | .473 | 40 | 6   | 35 | 0   | .389 | 2  | 1  | 3-4    | 302 | 23 | 8 | .976  |



| 48 - Fr. - Bub Feringa - P/UT  |  |  |  |  |  |  |  |  |  | Glendale, Ariz.                             |  |  |  |  |  |  |  |  |  |
|--------------------------------|--|--|--|--|--|--|--|--|--|---|--|--|--|--|--|--|--|--|--|
| Season Highs                   |  |  |  |  |  |  |  |  |  | Season Highs                                |  |  |  |  |  |  |  |  |  |
| IP: 5.0 vs. Howard 2/26        |  |  |  |  |  |  |  |  |  | At-Bats: 4 vs. UMES 3/5                     |  |  |  |  |  |  |  |  |  |
| Ks: 2 vs. Howard 2/26          |  |  |  |  |  |  |  |  |  | Runs: 1 (6x) last vs. UMES 3/5              |  |  |  |  |  |  |  |  |  |
| 2+ Strikeout Games: 1          |  |  |  |  |  |  |  |  |  | Hits: 2 vs. Purdue Fort Wayne 3/4           |  |  |  |  |  |  |  |  |  |
| 5+ Strikeout Games:            |  |  |  |  |  |  |  |  |  | RBI: 2 (3x) last vs. UMES 3/5               |  |  |  |  |  |  |  |  |  |
| 10+ Strikeout Games:           |  |  |  |  |  |  |  |  |  | Doubles: 1 (2x) last vs. UMES 3/4           |  |  |  |  |  |  |  |  |  |
| 3+ Innings Pitched Games: 1    |  |  |  |  |  |  |  |  |  | Triples:                                    |  |  |  |  |  |  |  |  |  |
| 5+ Innings Pitched Games: 1    |  |  |  |  |  |  |  |  |  | HRs: 1 at Coastal Carolina 2/19             |  |  |  |  |  |  |  |  |  |
| 1st career win vs. Howard 2/26 |  |  |  |  |  |  |  |  |  | Walks:                                      |  |  |  |  |  |  |  |  |  |
| 1st career save                |  |  |  |  |  |  |  |  |  | SB:   |  |  |  |  |  |  |  |  |  |
|                                |  |  |  |  |  |  |  |  |  | Putouts: 1 (2x) last UMES 3/5               |  |  |  |  |  |  |  |  |  |
|                                |  |  |  |  |  |  |  |  |  | Assists: 3 vs. Howard 2/25                  |  |  |  |  |  |  |  |  |  |
|                                |  |  |  |  |  |  |  |  |  | Streaks: Season/Current                     |  |  |  |  |  |  |  |  |  |
|                                |  |  |  |  |  |  |  |  |  | Hitting                                     |  |  |  |  |  |  |  |  |  |
|                                |  |  |  |  |  |  |  |  |  | 2+ Hit Games: 1                             |  |  |  |  |  |  |  |  |  |
|                                |  |  |  |  |  |  |  |  |  | 2+ RBI Games: 3                             |  |  |  |  |  |  |  |  |  |
|                                |  |  |  |  |  |  |  |  |  | Hitting Streak - Season/Current: 4/4        |  |  |  |  |  |  |  |  |  |
|                                |  |  |  |  |  |  |  |  |  | Reaching Base Streak: - Season/Current: 4/4 |  |  |  |  |  |  |  |  |  |
|                                |  |  |  |  |  |  |  |  |  | Pitching                                    |  |  |  |  |  |  |  |  |  |
|                                |  |  |  |  |  |  |  |  |  | 1 Strikeout Career: 3                       |  |  |  |  |  |  |  |  |  |
|                                |  |  |  |  |  |  |  |  |  | 2+ Strikeouts: 1                            |  |  |  |  |  |  |  |  |  |
|                                |  |  |  |  |  |  |  |  |  | 5+ Strikeouts:                              |  |  |  |  |  |  |  |  |  |
|                                |  |  |  |  |  |  |  |  |  | 10+ Strikeouts:                             |  |  |  |  |  |  |  |  |  |
|                                |  |  |  |  |  |  |  |  |  | 3+ IP: 1                                    |  |  |  |  |  |  |  |  |  |
|                                |  |  |  |  |  |  |  |  |  | 5+ IP: 1                                    |  |  |  |  |  |  |  |  |  |

#48 FERINGA, Bub - 10 games (All games)

| Date   | Opponent            | Pos    | AB | R | H | RBI | 2B | 3B | HR | BB | SB | CS | HBP | SAC | SF | GDP | K | PO | A | E | Avg   |
|--------|---------------------|--------|----|---|---|-----|----|----|----|----|----|----|-----|-----|----|-----|---|----|---|---|-------|
| Feb 19 | at Coastal Carolina | ph     | 1  | 1 | 1 | 2   | 0  | 0  | 1  | 0  | 0  | 0  | 0   | 0   | 0  | 0   | 0 | 0  | 0 | 0 | 1.000 |
| Feb 20 | vs Fordham          | ph/3b  | 1  | 0 | 1 | 0   | 0  | 0  | 0  | 0  | 0  | 0  | 0   | 0   | 0  | 0   | 0 | 0  | 0 | 0 | 1.000 |
| Feb 25 | vs Kent State       | ph     | 1  | 0 | 0 | 0   | 0  | 0  | 0  | 0  | 0  | 0  | 0   | 0   | 0  | 0   | 1 | 0  | 0 | 0 | .667  |
| Feb 25 | vs Howard           | *3b    | 3  | 1 | 0 | 1   | 0  | 0  | 0  | 0  | 0  | 0  | 0   | 0   | 0  | 0   | 0 | 0  | 3 | 0 | .333  |
| Feb 26 | vs Howard           | *p     | 3  | 1 | 1 | 1   | 1  | 0  | 0  | 0  | 0  | 0  | 0   | 0   | 1  | 0   | 1 | 0  | 2 | 0 | .333  |
| Mar 03 | PURDUE FORT WAYN    | 3b     | 1  | 0 | 0 | 0   | 0  | 0  | 0  | 0  | 0  | 0  | 0   | 0   | 0  | 0   | 0 | 0  | 0 | 0 | .300  |
| Mar 04 | PURDUE FORT WAYN    | 3b     | 2  | 1 | 2 | 0   | 0  | 0  | 0  | 0  | 0  | 0  | 0   | 0   | 0  | 0   | 0 | 0  | 0 | 0 | .417  |
| Mar 04 | MD EASTERN SHORE    | *3b    | 3  | 1 | 1 | 0   | 1  | 0  | 0  | 0  | 0  | 0  | 0   | 0   | 0  | 0   | 0 | 1  | 2 | 0 | .400  |
| Mar 05 | WINTHROP            | *of/dh | 3  | 0 | 1 | 2   | 0  | 0  | 0  | 0  | 0  | 0  | 0   | 0   | 0  | 0   | 0 | 0  | 0 | 0 | .389  |
| Mar 05 | MD EASTERN SHORE    | *3b    | 4  | 1 | 1 | 2   | 0  | 0  | 0  | 0  | 0  | 0  | 0   | 0   | 0  | 0   | 0 | 1  | 0 | 0 | .364  |
| Totals |                     | 5gs    | 22 | 6 | 8 | 8   | 2  | 0  | 1  | 0  | 0  | 0  | 0   | 0   | 1  | 0   | 2 | 2  | 7 | 0 | .364  |

On base pct. .348 • Slugging pct. .591

#48 FERINGA, Bub - 3 appearances (All games)

| Date    | Opponent          | GS | IP  | H  | R | ER | BB | SO | 2B | 3B | HR | WP | BK | HBP | IBB | Score | W-L | Sv | ERA   | NP |
|---------|-------------------|----|-----|----|---|----|----|----|----|----|----|----|----|-----|-----|-------|-----|----|-------|----|
| Feb 11  | vs Villanova      |    | 1.1 | 4  | 4 | 3  | 2  | 1  | 0  | 0  | 0  | 0  | 0  | 0   | 0   | 1-9   | 0-0 | 0  | 15.75 | 32 |
| 2/19/22 | vs South Carolina |    | 0.2 | 1  | 0 | 0  | 0  | 1  | 0  | 0  | 0  | 0  | 0  | 0   | 0   | 3-7   | 0-0 | 0  | 10.50 | 16 |
| Feb 26  | vs Howard         | *  | 5.0 | 5  | 2 | 1  | 0  | 2  | 0  | 0  | 0  | 0  | 0  | 0   | 0   | 9-2   | 1-0 | 0  | 4.00  | 83 |
| Totals  |                   | 1  | 7.0 | 10 | 6 | 4  | 2  | 4  | 0  | 0  | 0  | 0  | 0  | 0   | 0   | 13-18 | 1-0 | 0  | 4.00  | -  |

| Bub Feringa Career Stats |      |       |     |    |    |     |    |     |     |    |      |    |     |    |     |      |    |      |        |     |    |     |       |
|--------------------------|------|-------|-----|----|----|-----|----|-----|-----|----|------|----|-----|----|-----|------|----|------|--------|-----|----|-----|-------|
| Year                     | avg  | gp-gs | ab  | r  | h  | 2b  | 3b | hr  | rbi | tb | slg% | bb | hbp | so | gdp | ob%  | sf | sh   | sb-att | po  | a  | e   | fld%  |
| 2022                     | .364 | 10-5  | 22  | 6  | 8  | 2   | 0  | 1   | 8   | 13 | .591 | 0  | 0   | 2  | 0   | .348 | 1  | 0    | 0-0    | 2   | 7  | 0   | 1.000 |
| TOTAL                    | .364 | 10-5  | 22  | 6  | 8  | 2   | 0  | 1   | 8   | 13 | .591 | 0  | 0   | 2  | 0   | .348 | 1  | 0    | 0-0    | 2   | 7  | 0   | 1.000 |
| Year                     | era  | w-l   | app | gs | cq | sho | sv | ip  | h   | r  | er   | bb | so  | 2b | 3b  | hr   | bf | bavq | wp     | hbp | bk | sfa | sha   |
| 2022                     | 4.00 | 1-0   | 3   | 1  | 0  | 0/0 | 0  | 7.0 | 10  | 6  | 4    | 2  | 4   | 0  | 0   | 0    | 36 | .294 | 0      | 0   | 0  | 0   | 0     |
| TOTAL                    | 4.00 | 1-0   | 3   | 1  | 0  | 0/0 | 0  | 7.0 | 10  | 6  | 4    | 2  | 4   | 0  | 0   | 0    | 36 | .294 | 0      | 0   | 0  | 0   | 0     |





|   |   |
|---|---|
| 49 - Fr. - Brooklyn Ulrich - IF   | Mesa, Ariz.   |
| <b>Season Highs</b><br>At-Bats:<br>Runs: 1 (2x) last vs. Villanova 2/12<br>Hits:<br>RBI:<br>Doubles:<br>Triples:<br>Home Runs:<br>Walks: 1 vs. Howard 2/26<br>SB: 1 vs. Howard 2/26<br>Putouts: 1 vs. Howard 2/26<br>Assists: | <b>Career/Season</b><br>2+ Hit Games:<br>2+ Runs Games:<br>2+ RBI Games:<br>2+ BB Games:<br>1,000 Avg. Games (at least 2-2):<br>Hitting Streaks 5+ Games:<br>Hitting Streaks 10+ Games:<br>Career Long Hitting Streak:<br>Season/Current Hit Streak:<br>Career Long OB Streak:<br>Season/Current OB Streak: 1/1 |

#49 ULRICH, Brooklyn - 7 games (All games)

| Date   | Opponent            | Pos | AB | R | H | RBI | 2B | 3B | HR | BB | SB | CS | HBP | SAC | SF | GDP | K | PO | A | E | Avg  |
|--------|---------------------|-----|----|---|---|-----|----|----|----|----|----|----|-----|-----|----|-----|---|----|---|---|------|
| Feb 11 | vs Villanova        | pr  | 0  | 1 | 0 | 0   | 0  | 0  | 0  | 0  | 0  | 0  | 0   | 0   | 0  | 0   | 0 | 0  | 0 | 0 | .000 |
| Feb 12 | vs Villanova        | pr  | 0  | 1 | 0 | 0   | 0  | 0  | 0  | 0  | 0  | 0  | 0   | 0   | 0  | 0   | 0 | 0  | 0 | 0 | .000 |
| Feb 12 | vs Saint Joseph's   | pr  | 0  | 0 | 0 | 0   | 0  | 0  | 0  | 0  | 0  | 0  | 0   | 0   | 0  | 0   | 0 | 0  | 0 | 0 | .000 |
| Feb 18 | at Coastal Carolina | pr  | 0  | 0 | 0 | 0   | 0  | 0  | 0  | 0  | 0  | 0  | 0   | 0   | 0  | 0   | 0 | 0  | 0 | 0 | .000 |
| Feb 20 | vs Fordham          | pr  | 0  | 0 | 0 | 0   | 0  | 0  | 0  | 0  | 0  | 0  | 0   | 0   | 0  | 0   | 0 | 0  | 0 | 0 | .000 |
| Feb 25 | vs Kent State       | pr  | 0  | 0 | 0 | 0   | 0  | 0  | 0  | 0  | 0  | 0  | 0   | 0   | 0  | 0   | 0 | 0  | 0 | 0 | .000 |
| Feb 26 | vs Howard           | 2b  | 0  | 0 | 0 | 0   | 0  | 0  | 0  | 1  | 1  | 0  | 0   | 0   | 0  | 0   | 0 | 1  | 0 | 0 | .000 |
| Totals |                     | 0gs | 0  | 2 | 0 | 0   | 0  | 0  | 0  | 1  | 1  | 0  | 0   | 0   | 0  | 0   | 0 | 1  | 0 | 0 | .000 |

On base pct. 1.000 • Slugging pct. .000

| Brooklyn Ulrich Career Stats |      |       |    |   |   |    |    |    |     |    |      |    |     |    |     |       |    |    |        |    |   |   |       |
|------------------------------|------|-------|----|---|---|----|----|----|-----|----|------|----|-----|----|-----|-------|----|----|--------|----|---|---|-------|
| Year                         | avg  | gp-gs | ab | r | h | 2b | 3b | hr | rbi | tb | slg% | bb | hbp | so | gdp | ob%   | sf | sh | sb-att | po | a | e | fld%  |
| 2022                         | .000 | 7-0   | 0  | 2 | 0 | 0  | 0  | 0  | 0   | 0  | .000 | 1  | 0   | 0  | 0   | 1.000 | 0  | 0  | 1-1    | 1  | 0 | 0 | 1.000 |
| TOTAL                        | .000 | 7-0   | 0  | 2 | 0 | 0  | 0  | 0  | 0   | 0  | .000 | 1  | 0   | 0  | 0   | 1.000 | 0  | 0  | 1-1    | 1  | 0 | 0 | 1.000 |



| 77 - 5th Yr. - Madison Whitaker - INF          |  |  | New Palestine, Indiana               |
|--|--|--|--------------------------------------|
| Career Highs **at Wright State                 |  | Season Highs                                 | Career/Season                        |
| At-Bats: 5 (4x) last at MTSU 4/9/21            |  | At-Bats: 2 (5x) last vs. UMES 3/4            | 2+ Hit Games: 24/1                   |
| Runs: 3 (2x) last vs. Bellarmine 3/28/21       |  | Runs: 1 (2x) last vs. South Carolina 2/18    | 2+ Runs Games: 6/                    |
| Hits: 3 (3x) last at Chattanooga 3/20/21       |  | Hits: 2 at Coastal Carolina 2/18             | 2+ RBI Games: 14/1                   |
| RBI: 4 (2x) last vs. S. Carolina St. 3/2/19**  |  | RBI: 2 vs. Saint Joseph's 2/11               | 2+ BB Games: 4                       |
| Doubles: 2 vs. Dayton 4/9/19**                 |  | Doubles:                                     | 1,000 Avg. Games (at least 2-2): 3/1 |
| Triples: 1 (2x) last vs. Dayton 3/20/19**      |  | Triples:                                     | Hitting Streaks 5+ Games: 2 ('19)    |
| HRs: 1 (10x) last vs. Saint Joseph's 2/11/22   |  | Home Runs: 1 vs. Saint Joseph's 2/11         | Hitting Streaks 10+ Games:           |
| Walks: 2 (4x) last at Youngstown St. 4/16/19** |  | Walks: 1 (2x) last at Coastal Carolina 2/18  | Career Long Hitting Streak: 6 ('19)  |
| SB: 1 (3x) last vs. UL-Monroe 2/10/19**        |  | SB:  | Season/Current Hit Streak: 4/0       |
| Putouts: 6 at MTSU 4/9/21                      |  | Putouts: 1 (3x) last vs. UMES 3/4            | Career Long OB Streak: 6 ('21)       |
| Assists: 8 at MTSU 4/9/21                      |  | Assists: 1 (2x) last vs. South Carolina 2/18 | Season/Current OB Streak: 4/0        |

#77 WHITAKER, Madison - 8 games (All games)

| Date    | Opponent            | Pos   | AB | R | H | RBI | 2B | 3B | HR | BB | SB | CS | HBP | SAC | SF | GDP | K | PO | A | E | Avg  |
|---------|---------------------|-------|----|---|---|-----|----|----|----|----|----|----|-----|-----|----|-----|---|----|---|---|------|
| Feb 11  | vs Saint Joseph's   | *ss   | 2  | 1 | 1 | 2   | 0  | 0  | 1  | 0  | 0  | 0  | 0   | 0   | 0  | 0   | 0 | 0  | 0 | 0 | .500 |
| Feb 11  | vs Villanova        | *ss   | 2  | 0 | 1 | 0   | 0  | 0  | 0  | 0  | 0  | 0  | 0   | 0   | 0  | 0   | 1 | 1  | 1 | 1 | .500 |
| Feb 18  | vs South Carolina   | *ss   | 2  | 1 | 1 | 0   | 0  | 0  | 0  | 1  | 0  | 0  | 0   | 0   | 0  | 0   | 1 | 1  | 1 | 0 | .500 |
| Feb 18  | at Coastal Carolina | *ss   | 2  | 0 | 2 | 0   | 0  | 0  | 0  | 1  | 0  | 0  | 0   | 0   | 0  | 0   | 0 | 0  | 0 | 1 | .625 |
| 2/19/22 | vs South Carolina   | *2b   | 1  | 0 | 0 | 0   | 0  | 0  | 0  | 0  | 0  | 0  | 0   | 0   | 0  | 0   | 0 | 0  | 0 | 0 | .556 |
| Mar 03  | PURDUE FORT WAYN    | ph    | 1  | 0 | 0 | 0   | 0  | 0  | 0  | 0  | 0  | 0  | 0   | 0   | 0  | 0   | 0 | 0  | 0 | 0 | .500 |
| Mar 04  | PURDUE FORT WAYN    | ph    | 1  | 0 | 0 | 0   | 0  | 0  | 0  | 0  | 0  | 0  | 0   | 0   | 0  | 0   | 0 | 0  | 0 | 0 | .455 |
| Mar 04  | MD EASTERN SHORE    | pr/ss | 2  | 0 | 0 | 1   | 0  | 0  | 0  | 0  | 0  | 0  | 0   | 0   | 0  | 0   | 0 | 1  | 0 | 2 | .385 |
| Totals  |                     | 5gs   | 13 | 2 | 5 | 3   | 0  | 0  | 1  | 2  | 0  | 0  | 0   | 0   | 0  | 0   | 2 | 3  | 2 | 4 | .385 |

On base pct. .467 • Slugging pct. .615

## Madison Whitaker Collegiate Career Stats

|               | Avg.         | GP/GS          | AB         | R         | H          | 2B        | 3B       | HR        | RBI       | TB         | SLG%         | BB        | HBP      | SO        | GDP      | OB%          | SF       | SH       | SB/ATT     | PO         | A          | E         | DP       | FLD%         |
|---------------|--------------|----------------|------------|-----------|------------|-----------|----------|-----------|-----------|------------|--------------|-----------|----------|-----------|----------|--------------|----------|----------|------------|------------|------------|-----------|----------|--------------|
| 2018 WSU      | 0.244        | 53/53          | 168        | 16        | 41         | 8         | 1        | 3         | 23        | 60         | 0.357        | 9         | 1        | 15        | 0        | 0.285        | 1        | 1        | 2/3        | 75         | 100        | 17        | 2        | 0.911        |
| 2019 WSU      | 0.278        | 49/49          | 158        | 27        | 44         | 8         | 1        | 5         | 30        | 69         | 0.437        | 17        | 1        | 19        | 0        | 0.346        | 3        | 0        | 1/1        | 39         | 90         | 17        | 3        | 0.884        |
| 2020 WSU      | 0.167        | 4/3            | 6          | 0         | 1          | 0         | 0        | 0         | 0         | 1          | 0.167        | 0         | 0        | 0         | 0        | 0.167        | 0        | 0        | 0/0        | 2          | 3          | 1         | 0        | 0.833        |
| 2021 MAR      | 0.176        | 26/14          | 51         | 6         | 9          | 4         | 0        | 1         | 6         | 16         | 0.314        | 4         | 2        | 6         | 0        | 0.263        | 0        | 0        | 0/0        | 33         | 22         | 3         | 1        | 0.948        |
| 2022 MAR      | 0.385        | 8/5            | 13         | 2         | 5          | 0         | 0        | 1         | 3         | 8          | 0.615        | 2         | 0        | 2         | 0        | 0.467        | 0        | 0        | 0/0        | 3          | 2          | 4         | 0        | 0.556        |
| <b>Totals</b> | <b>0.253</b> | <b>140/124</b> | <b>396</b> | <b>51</b> | <b>100</b> | <b>20</b> | <b>2</b> | <b>10</b> | <b>62</b> | <b>154</b> | <b>0.389</b> | <b>32</b> | <b>4</b> | <b>41</b> | <b>0</b> | <b>0.312</b> | <b>4</b> | <b>1</b> | <b>3/4</b> | <b>152</b> | <b>217</b> | <b>42</b> | <b>6</b> | <b>0.898</b> |
| WSU (3 yrs)   | 0.259        | 106/105        | 332        | 43        | 86         | 16        | 2        | 8         | 53        | 130        | 0.392        | 26        | 2        | 34        | 0        | 0.313        | 4        | 1        | 3/4        | 116        | 193        | 35        | 5        | 0.898        |
| MAR (2 yrs)   | 0.219        | 34/19          | 64         | 8         | 14         | 4         | 0        | 2         | 9         | 24         | 0.375        | 6         | 2        | 8         | 0        | 0.306        | 0        | 0        | 0/0        | 36         | 24         | 7         | 1        | 0.896        |

# 2022 Marshall Thundering Herd TV/Radio Roster



00 Autumn Owen - R-Jr., C  
Mill Spring, N.C.



1 Grace Chelemen - Sr., OF  
Woodhaven, Mich.



3 Armani Brown - R-Sr., IF  
Elk Grove, Calif.



4 Alex Coleman - Fr., OF  
Asheboro, N.C.



7 Amaya Lee - R-Fr., IF  
Concord, Calif.



9 Lauren Love - Fr., IF  
Matthews, N.C.



13 Rielly Lucas - Fr., IF  
Huntington, W.Va.




14 Cailey Joyce - R-Jr., P  
Mechanicsburg, Pa.



16 Saige Pye - 5th Yr., UT  
Stockton, Calif.



18 Laney Love - Fr., IF  
Matthews, N.C.



20 Camryn Michallas - Sr., IF  
Huntington, W.Va.



21 Sydney Nester - R-Jr., P  
Hillsville, Va.



22 Brianna McCown - So., P  
St. Albans, W.Va.



23 Mya Stevenson - Sr., OF  
Mesquite, Texas



28 Kay Kay Kenney - So., OF  
Highland Village, Texas



34 Ashley Blessin - Jr., P  
Plant City, Fla.



43 Aly Harrell - 5th Yr., IF  
Gahanna, Ohio



44 Katie Adams - 5th Yr., C  
Hurricane, W.Va.



48 Bub Feringa - Fr., P/UT  
Glendale, Ariz.



49 Brooklyn Ulrich - Fr., IF  
Mesa, Ariz.



77 Madison Whitaker - 5th Yr., IF  
New Palestine, Ind.



Head Coach  
Megan Smith Lyon - 4th Season



Assistant Coach  
Corey Lyon - 4th Season



Assistant Coach  
Maddie Holub - 4th Season



Volunteer Assistant  
Sam Boone - 2nd Season



Athletic Trainer  
Becky Kaliher - 3rd Season



Graduate Manager  
Kayla DeSchepper - 3rd Season



Student Manager  
Madison Davenport - 1st Season



Student Manager  
Jon Crispino - 1st Season



Student Manager  
Evan McGraw - 1st Season