



MARSHALL THUNDERING HERD™

Marshall Sports Information • P.O. Box 1360 • Huntington, W.Va. 25701
Softball Contact: Scott Hall • hall133@marshall.edu
Office: 304-696-4662 • Cell: 540-539-2032



@HERDzone

2022 SCHEDULE 19-9, 3-3 C-USA

Date Opponent Time
Buzz Classic - Atlanta, Ga.
Hosted by Georgia Tech

Feb. 11	vs. Saint Joseph's	(6inn) W, 8-0
Feb. 11	vs. Villanova	(5inn) L, 9-1
Feb. 12	vs. Villanova	(5inn) W, 8-0
Feb. 12	vs. Saint Joseph's	W, 6-4
Feb. 13	at Georgia Tech	Canceled

Battle at the Beach - Conway, S.C.

Hosted by Coastal Carolina

Feb. 18	vs. South Carolina	L, 7-5
Feb. 18	at Coastal Carolina	L, 4-3
Feb. 19	vs. South Carolina	L, 7-3
Feb. 19	at Coastal Carolina	W, 9-7
Feb. 20	vs. Fordham	(5inn) W, 8-0

Camel Stampede - Buies Creek, N.C.

Hosted by Campbell

Feb. 25	vs. Kent State	L, 1-0
Feb. 25	vs. Howard	(5 inn) W, 15-2
Feb. 26	vs. Howard	W, 9-2
Feb. 26	at Campbell	W, 6-3
Feb. 27	vs. Kent State	Canceled (weather)

Marshall Round Robin - Huntington, W.Va.

Mar. 3	vs. Purdue Fort Wayne	(5 inn) W, 11-0
Mar. 4	vs. Purdue Fort Wayne	(5 inn) W, 8-0
Mar. 4	vs. Maryland Eastern Shore	W, 4-0
Mar. 5	vs. Winthrop	W, 6-0
Mar. 5	vs. Maryland Eastern Shore	(5 inn) W, 14-1
Thundering Herd March Madness - Huntington, W.Va.		
Mar. 11	vs. Fairfield	(6 inn) W, 8-0
Mar. 11	vs. Norfolk State	W, 7-6
Mar. 12	vs. Western Carolina	Canceled (snow)
Mar. 13	vs. Fairfield	W, 8-4

Mar. 16	at Ohio	L, 8-7
Mar. 18	at UAB*	L, 1-0
Mar. 19	at UAB*	L, 5-2
Mar. 20	at UAB*	L, 8-7
Mar. 22	at Bellarmine	Canceled (weather)
Mar. 22	at Bellarmine	Canceled (weather)
Mar. 25	vs. Middle Tennessee*	W, 4-1
Mar. 26	vs. Middle Tennessee*	(6 inn) W, 9-1
Mar. 27	vs. Middle Tennessee*	(6 inn) W, 9-1
Mar. 29	at Akron	Postponed
Mar. 29	at Akron	Postponed
Apr. 1	vs. Charlotte*	1:00 p.m.
Apr. 2	vs. Charlotte*	1:00 p.m.
Apr. 3	vs. Charlotte*	12:00 p.m.
Apr. 5	at Radford	3:00 p.m.
Apr. 5	at Radford	5:00 p.m.
Apr. 8	at Florida Atlantic*	6:00 p.m.
Apr. 9	at Florida Atlantic*	4:00 p.m.
Apr. 10	at Florida Atlantic*	11:30 a.m.
Apr. 12	at Northern Kentucky	2:00 p.m.
Apr. 12	at Northern Kentucky	4:00 p.m.
Apr. 14	vs. FIU*	1:00 p.m.
Apr. 15	vs. FIU*	1:00 p.m.
Apr. 16	vs. FIU*	12:00 p.m.
Apr. 20	vs. Morehead State	3:00 p.m.
Apr. 22	at WKU*	7:00 p.m.
Apr. 23	at WKU*	5:00 p.m.
Apr. 24	at WKU*	2:00 p.m.
Apr. 29	vs. UTEP*	1:00 p.m.
Apr. 30	vs. UTEP*	1:00 p.m.
May 1	vs. UTEP*	12:00 p.m.
May 6	at North Texas*	7:00 p.m.
May 7	at North Texas*	2:00 p.m.
May 8	at North Texas*	1:00 p.m.

Conference USA Tournament - Denton, Texas

Hosted by North Texas, May 11-14

Key

* C-USA Game

Home Games at Dot Hicks Field in **Bold & Green**

All Times are Eastern

The Journey of MUSB

Home vs. Charlotte



Marshall Thundering Herd
2022 Record: 19-9, 3-3
Head Coach
Megan Smith Lyon (4th)
Overall Record: 492-316
School Record: 99-51



Charlotte 49ers
2022 Record: 22-11, 4-5
Head Coach
Ashley Chastain (3rd)
Overall Record: 67-43
School Record: Same

2021 Record.....	20-13
2021 Conf. Record.....	8-8
2021 Conf. Finish.....	7th
2021 Conf. Tourn.	1-1

2022 Team Stats

Batting Avg.....	.332
Opp. Batting Avg.....	.227
Runs	185
Runs Allowed	82
Hits	235
Hits Allowed	150
Doubles	57
Doubles Allowed	27
Triples	1
Triples Allowed	3
Home Runs	35
Home Runs Allowed	14
RBI	168
Total Bases	399
Slugging %564
Walks	98
Walks Allowed	51
HBP	26
On Base %428
SB	24-25
SB Allowed	31-34
ERA	2.60
Complete Games	18
Shutouts	8
Saves	2
Innings Pitched	172.1
Strikeouts	212
Fielding %967
Putouts	517
Assists	178
Errors	24
Double Plays	7

2021 Record.....	31-19
2021 Conf. Record.....	14-6
2021 Conf. Finish.....	3rd
2021 Conf. Tourn.	1-2
2021 NCAA Tourn.	N/A

2022 Team Stats

Batting Avg.....	.306
Opp. Batting Avg.....	.283
Runs	185
Runs Allowed	136
Hits	267
Hits Allowed	257
Doubles	57
Doubles Allowed	55
Triples	10
Triples Allowed	3
Home Runs	39
Home Runs Allowed	26
RBI	172
Total Bases	461
Slugging %529
Walks	111
Walks Allowed	65
HBP	16
On Base %390
SB	29-36
SB Allowed	15-19
ERA	3.60
Complete Games	12
Shutouts	3
Saves	2
Innings Pitched	223.2
Strikeouts	166
Fielding %967
Putouts	671
Assists	259
Errors	32
Double Plays	10

Series History vs. Charlotte

33 all-time meetings - Charlotte leads 18-15
Only 3rd time Charlotte has been to Huntington (2016 & 2018) - 5 series meetings have been in Charlotte
First-ever meeting: Feb. 18, 1996 - Herd won 9-7 & 10-5 in a DH at Charlotte
First Charlotte Win: Feb. 20, 1998 - 2-1 in Chapel Hill.
First C-USA Meeting: April 26-27, 2014 - 49ers won the series with games 1 & 2 (2-1, 9-0) MU won game 3 (2-1)
Longest 49ers Win Streak: 5 2x 2007-'14 & 2015-'16
Longest Herd Win Streak: 4 2017-'18
C-USA Meetings: Began in 2014, continued each season until 2020 (pandemic). Picked up again in 2021. '21 was also the 1st time the teams met in the C-USA Tourn.

Other notable games

March 18-19, 2017 - Marshall's 1st series win was a sweep & part of the Herd's team-record 17-game winning streak. In Charlotte, MU came back to win game 1, 3-2. Abigail Estrada caught all 3 outs in left for the 7th for the win. The Herd took game 2, 8-4, scoring 5 runs in the 5th. In game 3, MU led 2-0 until the 6th. Taylor McCord drove in 2 runs, later Estrada hit a grand slam. Jordan Dixon shut down the 49ers for the shutout.

March 16, 2019 - In game 1 of the DH, Mya Stevenson became the 1st Herd player to hit for the cycle since Hall of Famer Jeanne Noble all the way back in 1994. Stevenson was 4-for-4 with 3 runs and 2 RBI as MU won 7-5. She began the day with a 3B in the 2nd and later scored. Stevenson hit a 1B in the 3rd and then hit a 2-run HR in the 5th. Her 7th HR of the year. Stevenson completed the cycle with a 2B to lead off the top of the 7th.

May 12, 2021 - 1st ever postseason meeting. 49ers won 8-4. Adams & Stevenson homered for MU. Bailey Vannoy broke the Charlotte single-season record for 2Bs recording her 22nd. The 49ers collected a season-best 17 hits.

Last 10 meetings Charlotte leads 6-4

Date	Result	Score	Location
4/14/18	Loss	5-2	Huntington
4/15/18	Win	7-5	Huntington
3/16/19	Win	7-5	Charlotte
3/16/19	Win	13-0 (5 inn)	Charlotte
3/17/19	Loss	11-6	Charlotte
5/7/21	Loss	8-7	Charlotte
5/8/21	Win	4-3	Charlotte
5/8/21	Loss	13-2 (6 inn)	Charlotte
5/9/21	Loss	6-3	Charlotte
5/12/21	Loss	8-4	Bowling Green, Ky.

MUSB Probable Starters (based on previous game)

Player	Avg.	AB	R	H	2B	3B	HR	RBI	BB	HBP	Slg %	OB%	SB-Att
1. 1B Aly Harrell	.506	77	25	39	9	0	4	23	22	7	.779	.642	1-1
2. RF Mya Stevenson	.375	80	23	30	9	0	11	31	10	2	.900	.447	6-6
3. DP Saige Pye	.383	81	20	31	5	0	8	27	11	5	.741	.480	0-0
4. 3B Autumn Owen	.353	68	15	24	5	0	2	9	8	0	.515	.410	4-5
5. LF Lauren Love	.321	84	19	27	7	0	3	22	6	3	.512	.387	1-1
6. 2B Madison Whitaker	.320	25	4	8	3	0	1	4	4	1	.560	.433	0-0
7. CF Grace Chelemen	.226	53	11	12	5	0	0	6	8	0	.321	.323	3-3
8. C Katie Adams	.242	62	14	15	6	0	4	15	11	3	.532	.382	0-0
9. SS Armani Brown	.205	39	7	8	1	0	0	3	3	0	.231	.262	3-3

Pitchers (by IP)

Player	W-L	ERA	App	GS	CG	SHO	SV	IP	R	ER	K
Sydney Nester	12-5	1.52	22	17	15	7	2	115.0	35	25	172
Cailey Joyce	5-2	4.78	9	8	3	1	0	33.2	25	23	28
Bub Feringa	1-0	2.69	6	1	0	0	0	13.0	6	4	6
Ashley Blessin	0-0	7.74	3	1	0	0	0	6.1	7	7	3
Brianna McCown	1-2	6.46	3	1	0	0	0	4.1	6	4	3

General/Media Information

General Information

Location (Founded) Huntington, W.Va. (1837)
 Enrollment 11,962
 Affiliation NCAA Division I
 Conference USA
 Nickname Thundering Herd
 Colors Kelly Green and White
 Mascot Marco, The Buffalo
 President Brad Smith
 Interim Athletics Director Jeff O'Malley
 Assoc. AD/SWA Beatrice Crane Banford
 Home Field (Capacity) Dot Hicks Field (1,000)

Softball History

First Year 1994
 All-Time Record 843-676-3
 All-Time C-USA Record 185-160-3
 C-USA Tourn. Appearances 14
 C-USA Tourn. Record 17-16

Softball Staff

Head Coach Megan Smith Lyon
 Alma Mater North Carolina ['99]
 Year at Marshall 4th
 Career Record 492-316
 MU Record 99-51
 Assistant Coach Corey Lyon
 Previous School UL-Monroe
 Year at Marshall 4th
 Assistant Coach Maddie Holub
 Alma Mater Fort Hays State '13
 Year at Marshall 4th
 Volunteer Assistant Sam Boone
 Year at Marshall 2nd
 Athletic Trainer Becky Kaliher
 Year at Marshall 3rd

Softball Media

Softball Contact Scott Hall
 Office Phone 304-696-4662
 Cell Phone 540-539-2032
 Email hall133@marshall.edu
 Asst. AD, Media Relations Jason Corriher
 Fax Number 304-696-2325
 Mailing Address 1801 Third Avenue
 Cam Henderson Center, Room 2035
 Huntington, W.Va. 25703
 Website HerdZone.com
 Facebook facebook.com/herdsoftball
 Twitter @HerdSB
 Instagram @HerdSB

Radio

Tune in to 88.1 WMUL-FM for coverage all season long of Marshall Softball. Fans can tune in online at www.marshall.edu/wmul by clicking one of the Live Streams on the front page. Select games in early season tournaments to be simulcast using Facebook Live.

Live Stream

Home games will be streamed on ESPN+ by our HerdVision crew.

2022 Team Facts

Letterwinners Returning/Lost 12/10
 Starting Position Players Returning/Lost 6/3
 Pitchers Returning/Lost 3/3
 Newcomers 9

Key Returners

5th Yr., IF Aly Harrell
 .415/30 GS/39 H/25 R/8 2B/10 HR/29 RBI/.819 OB %
5th Yr., UT Saige Pye
 .395/25 GS/34 H/14 R/5 2B/6 HR/23 RBI/.663 Slg %
Sr. OF Mya Stevenson
 .293/32 GS/29 H/27 R/8 2B/8 HR/20 RBI/.616 Slg %
Sr. OF Grace Chelemen
 .353/31 GS/36 H/21 R/6 2B/2 HR/3-9 SB/.471 Slg %
5th Yr., C Katie Adams
 .352/28 GS/32 H/12 R/9 2B/4 HR/24 RBI/.582 Slg %
R-Sr. IF Armani Brown
 .246/24 GS/15 H/12 R/3 2B/1 3B/.963 Fld %
R-Jr. P Cailey Joyce
 5-5/3.08 ERA/15 APP/12 GS/4 CG/66.0 IP/37 K
So. P Brianna McCown
 4-1/4.27 ERA/13 APP/3 GS/1 CG/37.2 IP/31 K

Key Players Lost

R-Sr. IF Blakely Burch
 .128/18 GS/6 H/8 R/2 HR/4 RBI/.255 Slg %
Grad. IF Sierra Huerta
 .288/30 GS/21 H/18 R/4 2B/7 HR/17 RBI/.658 Slg %
Fr. OF Paige Halliwill
 .263/28 GS/21 H/14 R/4 2B/4 HR/15 RBI/.513 Slg %
Fr. C Kat Sackett
 .254/19 GS/16 H/7 R/7 2B/5 HR/16 RBI/.603 Slg %

Newcomers

00 Autumn Owen - C/IF * (Gardner-Webb)
 4 Alex Coleman - OF - Asheboro, N.C.
 7 Amaya Lee - INF - Injured 2021 Redshirted
 9 Lauren Love - INF - Matthews, N.C.
 13 Rielly Lucas - INF - Huntington, W.Va.
 18 Laney Love - INF - Matthews, N.C.
 21 Sydney Nester - P * (North Carolina State)
 48 Bub Feringa - P/UT - Glendale, Ariz.
 49 Brooklyn Ulrich - INF - Mesa, Ariz.
 * - transfer

Media Guidelines

All media requests for Marshall University softball must be coordinated with Scott Hall, Associate Director for Sports Information. To schedule an interview, please contact Scott through one of the means provided. Please keep in mind that class schedules, practices and travel days are subject to change, so it is important to make contact for an interview as soon as possible to ensure schedules do not conflict.

Game Day

Due to COVID-19 restrictions, there will be limited access to players and coaches on game day. Please let Scott Hall know who you wish to speak with. Interviews will be done outside, please wear masks and stand at least six feet away from the player/coach. Press box space is very limited. If you have any questions, please contact Scott Hall.

Softball Social Media
 Twitter: @HerdSB @HerdZone
 Facebook: Marshall University Softball
 & Marshall University Athletics
 Instagram: HerdSB & HerdZone



Fans can tune in to 88.1 WMUL-FM and online at www.marshall.edu/wmul for coverage of all the Marshall Softball games, and www.cusatv.com for the live stream of the home games & Conference USA road games. Select early season tournaments with neutral games will be simulcast on Facebook Live through the team page.

In 2022, home games will be LIVE STREAMED on ESPN+, produced by our wonderful HerdVision crew.

2022 THUNDERING HERD™ Roster


No.	Name	Yr.	B/T	Pos.	Hometown/Last School
00	Autumn Owen	So.	R/R	C/INF	Mill Spring, N.C./Gardner-Webb University
1	Grace Chelemen	Sr.	L/R	OF	Woodhaven, Mich./University of Michigan
3	Armani Brown	R-Sr.	L/R	INF	Elk Grove, Calif./Cosumnes Oaks HS
4	Alex Coleman	Fr.	L/R	OF	Asheboro, N.C./Southwestern Randolph HS
7	Amaya Lee	R-Fr.	R/R	INF	Concord, Calif./North Gate HS
9	Lauren Love	Fr.	R/R	INF	Matthews, N.C./Porter Ridge HS
13	Rielly Lucas	Fr.	L/L	INF	Huntington, W.Va./Cabell Midland HS
14	Cailey Joyce	R-Jr.	R/R	P	Mechanicsburg, Pa./La Salle University
16	Saige Pye	5th Yr.	R/R	INF	Stockton, Calif./Georgia Tech
18	Laney Love	Fr.	R/R	INF	Matthews, N.C./Porter Ridge HS
20	Camryn Michallas	Sr.	R/R	INF	Huntington, W.Va./Gulf Coast State College (Fla.)
21	Sydney Nester	R-Jr.	R/R	P	Hillsville, Va./North Carolina State
22	Brianna McCown	So.	R/R	P	St. Albans, W.Va./St. Albans HS
23	Mya Stevenson	Sr.	R/L	OF	Mesquite, Texas/Mesquite Poteet HS
28	Kay Kay Kenney	So.	R/R	OF	Highland Village, Texas/Marcus HS
34	Ashley Blessin	Jr.	R/R	P	Plant City, Fla./Plant City HS
43	Aly Harrell	5th Yr.	L/L	INF	Gahanna, Ohio/Gahanna Lincoln HS
44	Katie Adams	5th Yr.	L/R	C	Hurricane, W.Va./Hurricane HS
48	Bub Feringa	Fr.	L/R	P/UT	Glendale, Ariz./Cactus HS
49	Brooklyn Ulrich	Fr.	L/R	INF	Mesa, Ariz./Red Mountain HS
77	Madison Whitaker	Sr.	R/R	INF	New Palestine, Ind./Wright State

Staff

Head Coach: Megan Smith Lyon (4th season)
 Assistant Coach: Corey Lyon (4th season)
 Assistant Coach: Maddie Holub (4th season)
 Volunteer Assistant: Sam Boone (2nd season)
 Graduate Manager: Kayla DeSchepper (3rd season)
 Athletic Trainer: Becky Kaliher (3rd season)
 Student Manager: Madison Davenport (1st season)
 Student Manager: Jon Crispino (1st season)
 Student Manager: Evan McGraw (1st season)

Pronunciation Guide

Grace CHELEMEN	Chell-UH-men
AMAYA Lee	Uh-MY-uh
RIELLY Lucas	Riley
Saige PYE	Pie
CAMRYN MICHALLAS	CAM-rin Muh-HALL-iss (C in last name is silent)
BRIANNA McCown	BREE-ah-na
ALY HARRELL	Al-ee HAIR-ull
Bub FERINGA	Fur-ING-ga
Brooklyn ULRICH	ULL-rich
Maddie HOLUB	Hall-ubb



MARSHALL SOFTBALL BROADCAST TALKING POINTS



#00 Autumn Owen, So., C/IF, Mill Spring, N.C.

- 26 GP, 24 GS. Has played 3B and catcher. 24 hits & 15 runs
- Hit solo HR in 7th inn. in game 3 at UAB. 2nd of year & 19th career.
- Hit .875 (7-8) during March Madness & reached base 10-of 11 times.
- Had 6-game hit streak (3/5-13) & 4-straight with 2+ hits
- 1st MU HR at Coastal Carolina (2/19) 18th of career. Had 2 hits.
- 1st MU hit vs. Saint Joseph's (2/11). 1st MU 2B vs. Villanova (2/12).
- Transfer from Gardner-Webb. 81 GP, 81 GS, hit .384 (4th at GWU), 229 AB, 66 R, 88 H, 19 2Bs, 8 3Bs (T8th), 17 HRs (T8th), 72 RBI, 174 TB, Sig. .760, OB .483, 21 SB. 22 runners CS (7th) & .979 Fld % (T9th).
- 2021 Big South Preseason Co-POY, missed entire season due to injury.
- In shortened 2020, helped Runnin' Bulldogs to 25-4 record, 17-game win streak. Hit .386, 7 2Bs, 5 3Bs, 4 HRs, 22 RBI, .735 SLG%, .505 OB%.
- 2019 4x Big South Freshman of the Week, All-Freshman Team, 1st Team All-Big South, Big South Freshman of the Year, NFCA All-Mid-Atlantic Region 1st Team, Top 25 Finalist NFCA Division I Freshman of the Year.
- In 2019 hit .384, 12 2Bs, 13 HRs, 50 RBI, .774 SLG%, .469 OB%, 113 TB.
- 1st career HR vs. Furman & Hit walkoff 2-run HR vs. Campbell in 2019.
- Career-high 4-for-4 vs NC Central (2019), 4 RBI, 2B & a 3B.
- 3 HRs in DH at App St. (2019), 2 HRs & career-high 5 RBI in game two.



#1 Grace Chelemen, Sr., OF, Woodhaven, Mich.

- 25 GP, 17 GS in OF Speedy fielder. 11 runs scored, 8 walks.
- Hit 2 2Bs including game-ender in the 6th driving in run for 9-1 win.
- Was also 7th 2B of the game for MUSB, setting team, single game record.
- 2-for-2, 2 runs, 1 BB & 3 putouts at Ohio (3/16).
- Bat .375 at Battle at the Beach. 6 hits & 4 RBI. Drew 2 walks vs. South Carolina. Had 2 hits & 2 RBI vs. Fordham.
- 32 GP, 31 GS in 2021. Hit .353, 36 hits, 21 runs, 6 2Bs, 2 HRs, 15 RBI.
- Had a hit in 22 games, reached safely in 26 games, 9-straight (3/3-20).
- 3-of-4 with 2 2Bs & 2 runs vs. LA Tech in C-USA Tourn.
- vs. Bellarmine 8-of-10, 3 runs, 2 2Bs, 3 RBI. Reached base safely in 9-straight plate appearances & 4-4 in game 2. Avg. up from .314 to .422.
- Diving catch bottom 7th at MTSU helped game go to extras.
- Smacked 1st career home run at No. 11 Kentucky in 2020.
- In 2020 played in all 25 games with 20 starts in OF.
- Diving catch at Kennesaw State (Feb. 2020) featured as Top 5 Play of the Week by NCAA Softball.
- Transfer from U. of Michigan, joined Herd just before 2020 season.
- Played 36 games, 1 start at Michigan in 2019. Made collegiate debut vs. No. 5 Florida (2/9). 1st career hit in 1st at-bat at USF (2/9). Played against JMU in NCAA Regionals



#3 Armani Brown, R-Sr., IF, Elk Grove, Calif.

- 24 GP, 20 GS. Played 2B & SS. Has 24 assists.
- Smooth defender. .953 (2 E) fielding % in 2022. Career .952 Fld%
- 3-for-3 with career-high 3 RBI vs. Fairfield (3/11).
- 2-for-2 vs. UMES (3/5) 1st hits of 2022, also 1 run, 1 BB & 1 SB.
- 32 GP, 24 GS in 2021. Hit .246, 15 hits, 12 runs, 3 2Bs
- Split time at 2B with Madison Whitaker in 2020.
- Hit 2B at Charlotte (5/8) then a 3B vs. Charlotte in C-USA To. (5/12).
- Was 4-of-9 (.444) at MTSU, raised season avg. from .273 to .323. Had clutch RBI 1B late in game two. Scored 3 runs.
- 3-for-3 with a 2B vs. Valparaiso (3/7).
- Bat .347, 25 hits, 13 runs, 7 RBI & 3 SB in 2020.
- Started all 25 games 6 at SS & 19 at 2B in 2020.
- Contributed to 2 double plays at No. 11 Kentucky.
- Reached base safely in 19-straight games (2/7-3/4) & in 22-of-25 games in 2020. 8 multi-hit games & 3-for-3 vs. Indiana State.
- Season-high 2 RBI at Norfolk State (3/1) & vs. Rutgers (3/7).
- Played & started in 62 games in 2019, tied for second-most in MUSB history, all at second base. 2nd with 52 hits, also scored 30 runs (2019).
- .954 fielding percentage in 197 chances (2019).
- Hit 1st career 3B at Middle Tennessee (April 27, 2019).



#4 Alex Coleman, Fr., OF, Asheboro, N.C.

- 23 GP, 12 GS. Starts in CF & LF. Has 13 runs scored.
- Scored game-ending run in the 6th vs. MT (3/26) of 9-1 win.
- Career-high 4 putouts in LF at UAB (3/19).
- 1st career 2-hit game vs. Norfolk State (3/11).
- 1st career start vs. Howard (2/25), reached base all 3 times - 1 hit, 2 BBs, scored 2 runs, 2 RBI, 1 SB.
- 1st career SB vs. Kent State (2/25).
- Made collegiate debut vs. Villanova (2/11) as a pinch runner.
- Scored 1st career run vs. Saint Joseph's (2/12) on Lauren Love's HR.
- Senior year of HS hit .682, on base .714, had 30 hits, 23 runs, 14 RBI, 4 2Bs, 3 3Bs, 1 HR, 15 stolen bases and only struck out twice.
- 2021 Mid Piedmont Conference Player of the Year & 1st Team All-State.
- Helped team to postseason, 1st place freshman & sophomore years.
- Sophomore year hit .520 with .540 on base and scored 24 runs.
- Played club ball for Carolina Cardinals. Team finished in top 8 in the Colorado Tournament in 2019, 3rd in JO Cup in 2020, 1st in Power 50 Pro Swings in Tennessee and PGF State Champs in 2020.
- In 2020 season with Cardinals bat .400, 33 runs, 16 RBI & 15 SBs.
- Straight-A student all 4 years in HS. Academic All-Conference Team.
- Father, Rusty, played baseball at High Point in 1990s.



#7 Amaya Lee, R-Fr., IF, Concord, Calif.

- 18 GP off the bench as a pinch runner. Has 8 runs scored.
- Saw 1st action on defense at 2B vs. Purdue Fort Wayne (3/3), also had 1st at bat, struck out.
- Scored 2 runs during Battle at the Beach. 1 vs. South Carolina (2/18) and another at Coastal Carolina (2/19).
- Made collegiate debut vs. Saint Joseph's (2/11) as pinch runner.
- Scored 1st career run vs. Villanova (2/12).
- Missed the 2021 season due to shoulder injury.
- Attended North Gate HS
- 4-year Scholar Athlete & Honorable Mention.
- Hit .321 with 54 hits, 53 runs & 24 RBI.
- With travel team was member of squad that won PGF Qualifiers in 2017 & 2019.
- Has a twin sister who will play softball for Holy Names University in Oakland, Calif.



#9 Lauren Love, Fr., IF, Matthews, N.C.

- 27 GP, 26 GS. Starts in OF, 2B & SS. Batting .321
- Had diving catch in LF foul territory vs. MT while playing in left.
- Reached base safely in 13-straight games 2/25-3/16. 7-game hit streak over end of run (3/4-16).
- Hit RBI 2B to give MU lead at 7-6 vs. Norfolk State in the 6th (3/11) & hit 2-run HR to tie game at 4-4 in the 4th vs. Fairfield (3/13)
- Bat .563 (9-of-16) during Round Robin (3/3-5). 4 games 2+ hits, drove in at least 1 run in each game, 10 total. 3-4 vs. Winthrop with 2 2Bs.
- 4-for-4, 1 2B, 3 runs & 3 RBI vs. Howard (2/25). 1st MU freshman with 4 hits since Mya Stevenson hit for cycle at Charlotte in 2019.
- Made collegiate debut vs. Villanova (2/11). Delivered clutch RBI 1B in the 5th after 10-pitch at bat vs. preseason All-American Paige Rauch.
- 1st career home as 2-run go-ahead shot to RF vs. Saint Joseph's (2/12).
- Came to Marshall with twin sister Laney. Lauren was born January 1, 2003 while Laney was born December 31, 2002.
- Lauren & Laney are the seventh set of sisters and the second set of twins to play for MUSB.
- Attended Porter Ridge HS. Helped lead to conference championship.
- Player of the Year, Off. MVP All-Conf. & All-District. Senior year bat .523, 23 hits, 20 runs, 12 RBI, 13 2Bs & 1 HR. In HS career bat .540, 88 hits, 68 runs, 69 RBI, 28 2Bs, 4 3Bs, 14 HRs, slugged 1.018, on base .577.



#13 Rielly Lucas, Fr., IF, Huntington, W.Va.

- 15 GP, 6 GS. Starts in LF. 5 hits, 5 runs, 6 RBI, 8 BBs
- Drew 2 BBs and 1 HBP in 3 plate appearances vs. Fairfield (3/13).
- Reached base safely in 9-straight games (2/25-3/12).
- 1st career start vs. Howard (2/25) 2-of-3, 2 RBI, 1 run.
- 1st career hit with 1B at Coastal Carolina (2/19), later scored 1st run.
- Made collegiate debut vs. Villanova (2/12) & had 1st career RBI.
- Drew a walk and played briefly in left field vs. Saint Joseph's (2/12).
- Hometown player. Attended Cabell Midland HS
- Senior year helped Knights to its first state championship since 2005.
- Recipient of the 2020-21 West Virginia HS Softball Sports Award.
- 3x All-State, 3x All-Mountain State Athletic Conference
- Participated in 2021 North/South All-Star game for Region 4 and won the Home Run Derby.
- Over last 2 years in HS hit .520, on base over .600, slugged over 1.100 and was intentionally walked 22 times in 2021.
- In HS career hit 28 HRs (13 as a senior), 109 RBI (39 as a senior), and 117 runs scored (52 as a senior).
- Travel ball for Ohio Outlaws. Invited to play all-star game in Boulder, Co. All-Star Select in 2018 at Triple Crown Fireworks Tournament.
- Cousin Austin Lucas played baseball at West Virginia Tech.



#14 Cailey Joyce, R-Jr., P, Mechanicsburg, Pa.

- 9 appearances, 8 starts in 2022. Has 33.2 IP & 28 Ks.
- Started & tossed 4 IP vs. MT (3/26) earned win, 2 H, 1 R, 2 Ks.
- 0.70 ERA in 2 CG at Round Robin (3/4-5). 2-0 record, 0 BBs & 13 Ks. Shutout vs. Purdue Fort Wayne. Allowed 1 run vs. UMES.
- Earned 1st win of 2022 at Coastal Carolina (2/19), 6.2 IP, 6 Ks.
- CG win over Howard (2/25), 2 Ks. Involved in 1st inning double play.
- 15 appearances, 12 starts, 5-5 record, 66 IP, 3.08 ERA & 37 Ks in 2021.
- Earned 1st MU start vs. Valpo (3/7/21) 4 IP, 4 H, 1 R & 3 Ks. No decision.
- CG win at Chattanooga (3/21/21), 4 H, 1 R & 7 Ks. 1st Marshall win.
- Struck out 7 vs. Bellarmine (3/27/21).
- Pitched 19 inn., 14 Ks & had 2 wins in FAU series. Game 1 gem with complete game shutout, allowed 4 hits & 6 Ks.
- Picked up 2 more wins at FIU. Game 1 3 hits, 1 run & 2 Ks.
- Transfer from La Salle University. Sat out the 2020 season due to injury.
- Named to A-10 All-Rookie Team & A-10 Commissioner's Honor Roll.
- 2019, 41 GP, 39 GS. Led team at plate with .301 avg, slugged .540 & 7 HRs. Had 9-game hit streak (April 3-14, 2019). Homered 2x & 5 RBI against Dayton (April 13). 14 CGs, led with 168.2 IP & 91 strikeouts. 8 wins, 1 save & 4.32 ERA. Career-high 8 Ks at Rhode Island (April 27).

MARSHALL SOFTBALL BROADCAST TALKING POINTS



#16 Saige Pye, 5th Yr, UT, Stockton, Calif.

- 28 GP, 28 GS at DP, 27 RBI & .741 slugging.
- Has reached base safely in 73-of-78 games played in MU career.
- Hit 2 HRs & 4 RBI in series vs. Middle Tennessee.
- Career-high 3 runs scored vs. Fairfield (3/13). Hit 6th HR of year.
- 2+ hits in 4-straight games (2/26-3/4). 1 HR in 3-straight games
- Totaled 5 hits, 3 runs, 5 RBI & 5th HR of year in 2 games vs. PFVW.
- 1 HR vs. Howard & 1 vs. Campbell (2/26), totaled 6 RBI.
- Hit 1 of MU's 5 HRs vs. Saint Joseph's (2/11), 3-run HR in the 5th.
- Now with over 200 AB (221) at MU is 2nd all-time avg. (.416), T-3rd slugging (.739) & 3rd on base % (.495).
- 25 GP, 25 GS, 18 at DP & 4 at 3B & 3 in LF in 2021.
- Hit .395, 34 hits, 14 runs, 5 2Bs, 6 HRs, 23 RBI, slugged .663 in 2021.
- Hit .475 (19-of-40) with 18 RBI over 11 games in C-USA play
- Career-high 12-game hit streak (4/17-5/12).
- Tied MU single-game record with 3 2Bs vs. FAU including 2-run 2B to tie game in 7th. Drove in 3 runs in each of 3 games played against Owls.
- In 2020 started all 25 games, 11 at DP, 11 at 3B, 3 OF. Took over at 3B after Blakely Burch went down with injury vs. Delaware State (Feb. 28).
- 2020 hit .463, 37 H, 20 R, 6 2Bs, 8 HRs, 28 RBI, .863 SLG% & .532 OB% just 5 Ks in 80 AB. Ranked top 50 NCAA hits (11th), total bases (12th), RBI (20th), SLG% (23rd), HRs (26th), RBI/G (32nd) & batting avg. (33rd)
- Reached base safely 24-of-25 games. Only miss, opener vs. St. Francis
- 7 RBI at No. 11 Kentucky, 2 HRs, 1 GS, 1 RBI away of team record.
- Transferred to MU from Georgia Tech. 32 GP, 6 GS over 2 seasons with GT. HR freshman year vs. Pitt.




#18 Laney Love, Fr., IF, Matthews, N.C.

- Yet to appear in 2022 dealing with knee injury.
- Came to Marshall with twin sister Lauren. Laney was born December 31, 2002 while Lauren was born January 1, 2003
- Laney & Lauren are the seventh set of sisters and the second set of twins to play for MUSB.
- Did not play during fall dealing with an injury.
- Attended Porter Ridge HS
- Named Defensive MVP and received All-Conference honors.
- Helped lead school to conference championship.
- In HS career hit .352, 38 hits, 30 runs, 32 RBI, 9 2Bs, 3 3Bs, 4 HRs, slugged .601 and on base .413.
- With club team ranked 18th in 2019 in 16U final national NPS ranking.



#20 Camryn Michallas, Sr., IF, Huntington, W.Va.

- 14 GP, 13 GS, 4 at 3B & 9 at SS. Has 19 assists
- Injured hand on stolen base vs. UMES (3/4) & will miss remainder of season.
- career-best 6-game hit & 10-game reaching base safely streak prior to injury. Bat .800 (4-5) in Round Robin prior to injury as well.
- 2 RBI vs. South Carolina (2/18) & again at Coastal Carolina (2/19).
- Excellent defensive game vs. Saint Joseph's (2/12), 3 PO & 3 asts, 0 err.
- Returned to play for hometown school prior to 2021 season. Graduated from Huntington HS. First played for Akron in 2019, then transferred to Gulf Coast State College (JUCO) for 2020 season.
- Excellent defender with a strong arm. Had .969 fld% in 2021.
- Made MU debut in all 3 games at Chattanooga. 1 run & played 3B.
- 1st hit & RBI with Marshall, 2-run 2B vs. Bellarmine (3/28).
- 1 RBI & 2 runs vs. LA Tech in C-USA Tourn. Had 2 PO & 2 asts at 3B.
- Played 2020 at Gulf Coast State College, same school that produced Eloise Tribolet (2017-18) played for MUSB.
- 2020 bat .329, 23 Hits, 18 R, 6 2Bs, 1 HR, 11 RBI, .457 Slg%, .412 OB%
- At Akron in 2019, appeared in 34 games with 32 starts. 5 runs & 5 RBI.
- Made collegiate debut vs. Morgan State (Feb. 8) & scored a run. 1st collegiate hit at Presbyterian (Feb. 8).
- At Huntington HS, named 1st team all-state & all-mountain state athletic conference. Bat over .500 with 168 hits, 29 2Bs, 11 3Bs, 12 HRs, & 98 RBI in HS career.



#21 Sydney Nester, R-Jr., P, Hillsville, Va.

C-USA Pitcher of the Week
Feb. 14, Feb. 28, March 14,
March 28

- 22 APP, 17 GS. Leads MU 115.0 IP, 12-5 record, 172 Ks, 7 shutouts.
- Set MU record for fastest to 100 strikeouts to begin season, reaching in 58 IP. Old mark of 63 IP by Jordan Dixon in 2015
- 4x C-USA Pitcher of the Week. 4th after series vs. MT. 2-0, 6 hits, 2 runs, 18 Ks in 15 total innings. Recorded 500th career K in game 1.
- C-USA Pitcher of the Week (3/14) 2-0, 1 save, 24 Ks in 15 innings during March Madness. Shutout Fairfield (3/11) then tied career-high with 15 Ks in 2nd meeting with Fairfield (3/13).
- First no-hitter with MU in Sinn, 11-0 win over PFVW (3/3). 11 Ks.
- Already 4th in MUSB history with 8 career 10+ K games.
- C-USA Pitcher of the Week (2/28), 29 Ks in 16 IP, 0.88 ERA, 1-1 record 3 appearances at Camel Stampede. 12 Ks vs. Kent State & 13 vs. Campbell. 5 games of 10+ Ks. Had 4 in 3 years at NC State.
- Transfer from NC State. Excelled on field & in classroom for Wolfpack. Already graduated with Bachelor's degree in sport management in 3 years at NC State. Working on Master's in communication studies at MU.
- In Wolfpack record book. 4th all-time in Ks-per 7 innings (7.06), 6th in wins, 6th in Ks, 7th-best opp. batting avg., & 10th in ERA.
- In 2020, 17 appearances, 12 starts. Was 10-4 with 89 Ks in 86.1 IP.
- 1 of 2 pitchers in ACC with double-digit wins in 2020.
- In 2019, 37 appearances, 20 starts, 14-8 record, 153 Ks in 149.2 IP.
- Made collegiate debut against No. 19 Michigan, 4 IP, 3 hits, 3 runs, 4 Ks
- Earned 4-1 win over No. 7 Arizona, allowed 7 hits & struck out 5.
- Career-high 15 Ks in no-hitter of 2-0 win at College Charleston.



#22 Brianna McCown, So., P, St. Albans, W.Va.

- 3 APP, 1 GS, 4.1 IP & 3 Ks
- 1st start of '22 at UAB. Pitched 3.0 inn., 6 H, 4 R & 2 Ks. Took the loss.
- Made 1st appearance of 2022 after dealing with injury from fall semester. 1 inning of relief vs. Norfolk St (3/11) & retired side in 9 pitches with 1 K. Earned win as MU took lead in bottom of inning.
- 13 appearances, 3 starts, 4.27 ERA, 4-1 record 31 Ks, 37.2 IP in 2021.
- 1st collegiate appearance with 5 innings vs. Bowling Green (3/5) settled in with 7 Ks and earned 1st career win.
- Came on in relief in 3 games at MTSU, had 3 Ks in game four.
- 5 IP of relief at FIU with 5 Ks, earned 2nd win.
- 1st career GS in game 2 at Charlotte (5/8), 6 IP, 5 H, 3 R, 5 Ks in win.
- 1st career CG vs. LA Tech in C-USA Tourn. 5 hits, 2 runs & 3 Ks in win.
- Local star. First attended George Washington HS for three years, then transferred to & graduated from St. Albans HS.
- Pitcher & hitter in prep career.
- In 3 years at George Washington HS, 822 Ks, bat .541 & hit 14 HRs.
- Junior year had 21-4 record, 210 Ks & held opponents to .189 batting avg. On offense hit .519, slugged .954, .587 OB% & 14 HRs.
- 3x 1st team all-state, 3x 1st team all-Mountain State Athletic Conference. Member of Conference champions and state runner-up.



#23 Mya Stevenson, Sr., OF, Mesquite, Texas

- 28 GP, 28 GS in RF, 31 RBI, 23 runs, 11 HRs, 9 2Bs, slugging .900.
- 2nd member of MUSB 50 HR Club. Hit #50 vs MT (3/25).
- Hit 8 HRs over 10 game span (3/5-26).
- 2 HRs at UAB (3/20) with 5 RBI, 5th time in career with 2 HR game.
- 1st since 3/8/20 vs. Rutgers.
- Ended game vs. Saint Joe's (2/11) with solo HR in the 6th.
- 13th member of MUSB 100 RBI Club (145) 4th all-time at MU moved ahead of Sam Rodriguez (2005-08) with 3-run HR vs. MT, 51st of career.
- 2nd all-time at MU with 51 HRs. 7 ahead of teammate Aly Harrell.
- Hit 39th career HR with Grand Slam into 3rd floor of parking garage vs. LA Tech & 40th career HR hit vs. Charlotte in C-USA Tourn.
- C-USA play in 2021 hit .385, 20 hits, 13 runs, 7 2Bs, 3 HRs, slugged .692.
- Reached base safely in 27 games including final 13 of season of 2021.
- Career-best 10-game hit streak (4/17-5/8) & hit .484 during span.
- Record-setting slugger, tied for NCAA lead 12 HRs in 2020. Also top 10 in RBI (2nd), HRs per game (3rd), RBI per game (3rd) & total bases (9th).
- Started all 25 games in '20. Bat .385, 30 H, 23 R, 12 HRs, 36 RBI, Slg. .910, 71 total bases. Reached base safely in 1st 22 games & 24-of-25
- Record-setter in 2019 with 20 HRs, most in NCAA by a freshman during season that year. Drove in 58 runs, 2nd most in team history.
- Hit 2nd cycle in team history at Charlotte 2019 (3/16).
- Career-high 7 RBI twice vs. Charlotte ('19) & vs. Rutgers ('20).



#28 Kay Kay Kenney, So., OF, Highland Village, TX

- 19 GP, 9 GS in OF, 9 hits, 6 runs, 7 RBI
- Hit bases-clearing 3B vs. UMES (3/5). 1st career 3B
- 2-for-2 with 3-run HR vs. South Carolina (2/19).
- 20 GP, 5 GS in 2021. Scored 6 runs, 3 hits, 4 RBI, 6 walks.
- Scored 1st career run at Chattanooga (3/20/21) game 2.
- Made collegiate debut vs. Akron (3/3/21). 1st SB vs. Valpo (3/7/21).
- Earned 1st career starts with games 2 & 3 vs. Bellarmine after first appearing in 6 games as pinch runner. Reached base in all 6 plate appearances with 4 walks, reached on an error & 1st career hit was 2-run home run in game three.
- Drove in a run in game 2 of series at FIU (4/24).
- Drew 2 walks, 1 hit & 1 run in game 2 of series at Charlotte (5/8).
- Attended Marcus High School. 3x all-district, 3x named to Dallas/Forth Worth All-Metroplex Team. 2018 Team Defensive Player of the Year.
- Ranked as #73 position player in Extra Innings.
- 78 runs, 82 hits, 24 2Bs, 15 HRs, 39 BBs & bat .369 in HS career.
- Played for highly successful travel ball team. 1st place at 2018 TCS Nationals in Atlanta, 5th place 2019 Colorado Fireworks Power Pool, 5th place 2019 TCS National in Atlanta, 2nd place at USA JO Cup in Spartanburg, S.C., 2020 Texas Fastpitch League Alamo Series Champions.



#34 Ashley Blessin, So., P, Plant City, Fla.

- 3 appearances, 1 start. 6.1 IP & 3 Ks.
- started vs. South Carolina (2/18). 1.1 IP & 1 K, allowed 4 runs.
- 3 IP with 2 Ks vs. Saint Joseph's (2/12).
- 11 appearances, 7 starts, 4.12 ERA, 35.2 IP & 18 Ks in 2021.
- Complete game win vs. Akron (3/3), tied career-high 7 Ks.
- Complete game win at Chattanooga (3/20), 10th win of career.
- Can field position well, has 7 assists & 3 putouts in 2021. Made 2 great plays at MTSU including scoop from the glove to 1st.
- 16 appearances with 10 starts in 2020. Finished with 7-0 record, 46.2 IP, 2 shutouts, 3.45 ERA, 34 Ks.
- 1st career start vs. Ohio, 4 IP & 2 Ks.
- 1st MU appearance with 1.2 innings of relief to close out win over Bucknell. Allowed 1 hit, 0 runs, 2 Ks.
- 2 shutouts vs. Delaware State & Akron. Allowed just 1 hit vs. Delaware State and 2 vs. Akron. Also had career-high 4 Ks in both games.
- Hillsborough County Player of the Year as senior.
- Finished HS career with a 0.65 ERA, 1,059 strikeouts, 634 innings pitched, and an 81-16 record.
- Recorded 379 strikeouts & 20 wins as a senior.
- Plant City HS career records for wins, ERA & Ks.

MARSHALL SOFTBALL BROADCAST TALKING POINTS



#43 Aly Harrell, 5th Yr., IF, Gahanna, Ohio

- 28 GP, 28 GS at 1B. Leads team with 39 hits, .506 avg. & .642 OB %
- MU's all-time leader in career walks (153), moved ahead of Rachel Folden (2005-08) vs. MT (3/26).
- Last 10 games, batting .586, 17 H, 10 R, 5 2Bs, 2 HRs, 10 RBI, 8 BBs.
- Only 2 games not reaching safely, 2/11 vs. Villanova & 3/4 vs. UMES.
- 30 GP & started in 2020, hit .415, 39 H, 25 R, 8 2Bs, 10 HR, 17 BBs, slugged .819 and on base .526.
- Hit walkoff 1-run 2B in game 3 of FAU series in 9th. 1st career walkoff. Went 4-of-5, 2 runs, 2 2Bs, 1 HR, & 4 RBI
- 3rd at MU 44 career HRs. 7 behind teammate Mya Stevenson.
- 1st OB% (.561), 1st BBs (153), 3rd in RBI (156), 3rd slugging (.746), 3rd HBP (42), & 5th Avg. (.395).
- Has struck out just 31 times in 504 career at bats.
- Great eye at the plate. Over two years (2019-20) more free passes (BBs & HBPs) combined than any other hitter in Div. I with 114 (91 BBs, 23 HBPs). Next closest Bailey Hemphill of Alabama with 86.
- Has started 190-of-195 career games. Reached base safely in 176 games (90.3%) & has a hit in 131 (67.2%).
- In 2020 hit .441, 30 hits, 22 runs, 8 2Bs, 5 HRs, 23 RBI, slugged .779, 23 BBs, & HBPs & OB% of .602 good for 4th in NCAA.
- Reached base safely in 24-of-25 games in 2020.
- Set MUSB records in 2019, .578 on base percentage, 64 games played & started, 459 putouts, & 10-straight games RBI.



#44 Katie Adams, 5th Yr. C, Hurricane, W.Va.

- 24 GP, 24 GS, 23 starts at C, 1 at DP. 15 hits, 6 2Bs, 4 HR & 15 RBI
- 2 2Bs vs. MT. 4th career game with 2 2Bs. 1st time in career with 2 2Bs in a game against an opponent other than Akron.
- Career-high 3 runs scored vs. Howard (2/25).
- Came out of slump with 1st career grand slam vs. Fordham (2/20).
- Hit 1st of MU's 5 HRs vs. Saint Joseph's (2/11). Also had a 2B.
- 31 GP, 28 GS, 14 at C, 11 at DP and 3 at 1B (Chattanooga). Hit .352, 9 2Bs, 4 HRs, 12 runs & 24 RBI.
- Began 2021 season with 4 2Bs out of 5 hits in DH vs. Akron (3/3).
- Drove in 3, scored 2 runs & stole 1 base. Also threw out 2 potential base-stealers, 1 in each game of DH.
- Has 3 career games with 2 2Bs, all against Akron. The other in 2020, was intentionally walked after the 2 2Bs in that contest.
- Drove in a run in 4-straight games (4/24-5/8) with 8 total.
- Hit 4th HR of season vs. Charlotte in C-USA Tourn.
- 21 GP, 19 GS in 2021, 16 at C 3 at DP in 2020. Hit .377, 23 hits, 16 RBI, 5 2Bs, 3 HRs, 8 runs. Career-high 5 RBI vs. Howard (2/29).
- Finished 2020 on 10-game hitting streak. During stretch hit .467, 11 RBI, 4 2Bs & 3 HRs. Reached base safely in last 11 games of season.
- Hit 1st career HR at Norfolk State (3/1).
- Drilled a line drive HR to center at No. 11 Kentucky (3/11).
- Appeared in 44 games with 26 starts in 2019.



#48 Bub Feringa, Fr., P/UT, Glendale, Ariz.

- As pitcher, 6 APP, 1 GS, 13.0 IP, 2.69 ERA, 1-0 & 6 Ks
- Total 16 GP, 9 GS, 3 starts at 3B, 5 LF. .312 avg., 8 RBI, 3 2Bs, 1 HR
- Had 6-game hit streak (4/3-3/13).
- 1st career start at 3B vs. Howard (2/25), 3 assts, 1 run, 1 RBI
- 1st career Pitching start vs. Howard (2/26), 5 IP, 2 Ks, & 1st win.
- 1st career AB, pinch hit at Coastal Carolina (2/19), hits 2-run HR. 1 of 5 players in MUSB history to begin career with a HR in 1st career AB.
- Made collegiate pitching debut vs. Villanova (2/11). 1.1 IP, 1 K
- Starred in the circle & at the plate. 2x Peoria Unified School District PoY, 3x First Team All-State, 4x All-Conference. Senior named West Valley Preps PoY, Arizona 4A West Valley Region PoY & Defensive PoY.
- Senior year had 13 wins, 0.95 ERA & 115 Ks. At the plate hit .644, 37 RBI, 16 2Bs & 6 HRs.
- Helped HS to 4A Arizona State Championship runner-up finish twice.
- Academically ranked in top 10-percent of her class.
- Older sister Briley had successful collegiate career as a catcher at Harding University, over 140 hits, 44 runs, 18 2Bs, 10 HRs, 80 RBI. Set program record in 2019 with 19 runners caught stealing.
- Also lettered in badminton (varsity singles & doubles) and was the No. 1 singles for varsity for two years.



#49 Brooklyn Ulrich, Fr., IF, Mesa, Ariz.

- 7 GP off the bench as a pinch runner & at 2B.
- Has been dealing with a knee issue and has not played since 2/26 vs. Howard.
- Very energetic player with plenty of passion on field.
- 1st career defensive & plate appearance vs. Howard (2/26). Had 1 putout at 2B and drew a walk. 1st career SB after walk.
- Made collegiate debut & scored 1st career run vs. Villanova (2/11).
- Graduated from Red Mountain HS after first attending Westwood HS.
- Accomplishes in 2021 include Female Scholar Athlete, Defensive Player of the Year and Second Team All-State.
- Senior year hit .397, 27 hits, 20 runs, 21 RBI, 4 2Bs, 6 3Bs & 3 HRs.
- Off to great start as a junior before COVID canceled remainder of season. Had 8 runs, 3 2Bs, 1 HR & 7 RBI in just 9 games.
- In HS career hit .365, 97 hits, 75 runs, 65 RBI, 15 2Bs, 12 3Bs & 5 HRs.
- Helped club team to a PGF Premier berth by driving in the winning run. Came to plate with runners at 2nd & 3rd with two outs.
- Also played varsity badminton.



#77 Madison Whitaker, 5th Yr., IF, New Palestine, Ind.

- 14 GP, 9 GS, 4 starts at SS, 3 at 2B & 2 at 3B.
- Hitting .320, 8 hits, 1 HR, 4 RBI. Been in & out of lineup with injury.
- Hit 2 2Bs playing in 2 games of series vs. MT.
- 2B, BB & scored go-ahead run vs. Norfolk State (3/11)
- Hit line drive 2-run HR vs. Saint Joseph's (2/11). 10th of career.
- Suffered injury vs. Villanova (2/11), did not play day 2 at Buzz Classic.
- 26 GP, 14 GS, hit .176, 9 hits, 6 runs, 6 RBI, 4 2Bs & 1 HR in 2021.
- Tied MUSB single-game record with 8 assists in game 2 at MTSU while playing SS. Listed starter at 2B, moved to SS in bottom of 1st after Sierra Huerta left with injury. Added 6 putouts as well.
- Hit 1st HR with MU in game 3 vs. Bellarmine (3/28). Scored 3 runs to tie collegiate career-high (vs. UL-Monroe 2/10/19).
- Collected 3 hits & 2 RBI game 2 at Chattanooga (3/20).
- Transfer from Wright State. Played in 106 games with 105 starts from 2018-20. Finished with 86 hits, 43 runs, 16 2Bs, 2 3Bs, 8 HRs & 53 RBI.
- Named to 2018 Horizon League All-Freshman Team.
- Started 53 games as a freshman, finished 2nd on team with 41 hits, 8 2Bs, 3 HRs & 23 RBI. Struck out fewest times of regular starters for Raiders with just 15 in 168 at bats. Led team with 100 assists. Tied career-high with 3 hits, 2 RBI & 3rd HR of year at Detroit Mercy.

Marshall Softball Core Values

We Are Tough

We Are Selfless

We Are Committed

We Are Unbreakable

We Are Family

We Are...Marshall Softball

MARSHALL SOFTBALL BROADCAST TALKING POINTS - COACHES



Head Coach Megan Smith Lyon, 4th Season, Overall Division I record: 413-275/Overall Collegiate Record: 492-316

- Third season with Marshall after being hired in July of 2018 as the fourth head coach in Marshall softball history.
- Marshall record is 99-51. Has quickly established Marshall as a powerful offensive threat. After setting program record with 79 home runs in 2019, then in 2020 Herd led NCAA in home runs per game with 1.92 (48 total) and was on pace for over 100 before remainder of year was canceled due to COVID-19 pandemic.
- Herd bats hit 150th home run during coach Smith Lyon's tenure in game two vs. Bellarmine on March 27. It was just the 103rd game of her time at Marshall.
- MU has hit 212 home runs in 150 games in tenure, an average of 1.41 per game, & an average of 53 per year. 19 different players have hit a HR in that span.
- Her teams over 14 seasons have hit a total of 672 home runs, an average of 48 per year. All 3 of her Division I teams still hold the program record for HRs in a season. 81 at Western Carolina in 2006, 60 at Kansas in 2011 and 79 at Marshall in 2019. Western Carolina held the SoCon record until UNCG hit 90 in 2021.
- Became the fastest coach in program history to reach 50 wins (76 games) with 8-0 victory over Rhode Island on Feb. 23, 2020.
- Won 1st game with the Herd in MU debut vs. UC-Riverside, 5-2 win (Feb. 8). Went 4-1 during the first tournament at the helm for Marshall.
- Earned 400th career coaching win Feb. 16, 2019 with 10-1 victory over Presbyterian. Herd also tied single-game, program record with 5 HRs in the win.
- Spent the past nine seasons as the head coach at Kansas University. Recorded six 30+ win seasons including a 40-15 mark in 2015. Finished with 273 wins.
- Took the Jayhawks to NCAA Regionals in 2014 & 2015. In 2015 the team spent 7-consecutive weeks ranked in the top 25.
- Kansas led the Big 12 and the nation with a conference record .345 batting average. Also set team records with a .979 fielding percentage in 2014 (2nd highest nationally), and 60 home runs in 2011. Team sported a 20-game winning streak in 2012.
- Boasted an 11.5 game won-loss record improvement in 2011 from the year before, the 16th-best turnaround in NCAA history. Kansas opened the season with a 26-3 record, the best start in program history.
- While at Kansas, the Jayhawks had one All-American, one Academic All-American, 20 All-Big 12 selections, 20 NFCA All-Region selections, 50 All-Big 12 Academic Team honorees, three Big 12 Scholar Athletes of the Year and three players taken in the NPF Draft.
- Actually coached against Marshall in her first season at Kansas, during the Florida Lipton Invitational hosted by the Florida Gators. Marshall won the first matchup 7-3 on Feb. 19 and then the Jayhawks won the second contest, also by a score of 7-3, on Feb. 21.
- Started the softball program at Western Carolina and finished with a 41-20 record in the first season (2006) and a 16-4 Southern Conference mark and was named SoCon Coach of the Year. The Catamounts won regular season title along with 6 players named all-conference (5 1st team), 2 All-Region 2nd team and the 2006 Pitcher of the Year (Mendy McKenzie). Western Carolina broke conference single season home run record with 81 and ranked 3rd in NCAA in home runs per game, 14th in slugging percentage and 19th in scoring.
- Spent two seasons as the head coach at Young Harris and had a 79-41 record. Finished as the NJCAA Regional Runner-up both years.
- Prior to coaching at Kansas, spent three seasons as an assistant at LSU under Yvette Girouard. Tigers won the 2007 SEC Tournament, the Stanford Regional in the NCAA Tournament and finished the year with 55 wins. LSU ended the regular season 3rd in the ESPN/USA Today Poll.
- Also an assistant coach at Charlotte in 2003 and for her alma mater UNC in 2004. The Tar Heels made the NCAA Tournament (Waco regional) that season.
- Played third base at UNC for Donna J. Papa from 1996-99. Still listed fifth all-time in career assists with 380. Team finished first in the ACC in 1996 and 1998. Won 30+ games in a season three times, record of 125-106 during playing days.
- Also played against Marshall three times as a player at UNC. The Tar Heels won two of the three games. UNC won the first 3-2 on Feb. 25, 1996. Marshall won the second, 1-0, Feb. 21, 1997. UNC took the third one, 8-0 on March 14, 1997.
- Married assistant coach Corey Lyon on May 22, 2020.



Assistant Coach Corey Lyon, 4th Season (Coaching 3rd Base)

- Has helped push Marshall to powerful offensive threat. MU has hit 212 home runs in 150 games in tenure. Herd led NCAA in 2020 in home runs per game at 1.92.
- Helped lead Herd to one of its largest win-improvements in team history with a offensive record-breaking season in 2019.
- Marshall tied or broke a total of 30 records in 2019.
- Spent the past four seasons as the head coach at UL-Monroe.
- Warhawks totaled 111 wins including two 30+ win seasons.
- During tenure had 10 players named to the All-Sun Belt Conference teams, two NFCA All-Region selections and six players chosen by the Louisiana Sports Writers Association for All-Louisiana recognition. Team earned the Sun Belt Conference Team GPA Award in 2015 & 2016.
- Broke several school offensive records including team batting average, RBI in a season, runs scored in a season, hit by pitches in a season, team slugging percentage, on base percentage and most runs scored in a game. Finished 2018 season in the top 30 in the nation in batting average, scoring and stolen bases.
- In 2015, UL-Monroe finished second in the country with 143 stolen bases. Just 10 steals behind Marshall for the top spot.
- Also coached at Southern Arkansas University (2011-14) and led program to its first winning season in 9 years. 90 wins in 3 years was the most in program history over a 3-year span. The Lady Muleriders set 31 school records and won the 2014 Great American Conference Tournament to qualify for the 1st Division II NCAA Tournament in program history.
- Previous coaching experience includes four seasons at Paris Junior College (Texas) where he compiled a 125-53 record.
- Married head coach Megan Smith on May 22, 2020



Assistant Coach Maddie Holub, 4th Season

- Helped direct of the biggest win-turnarounds in program history in 2019, a return to the C-USA Championship game and first trip to the NISC.
- Coached Marshall's pitching staff to break a 22-year old team record with 16 shutouts in 2019. Herd has total of 31 shutouts during tenure.
- Mentored Abigail Tolbert in senior season who was named Second Team All-C-USA and to C-USA All-Tournament Team in 2019.
- Was named to the Fort Hays State Athletics Hall of Fame in October of 2019.
- Spent the previous four seasons before coming to Marshall as the pitching coach at Saint Leo University (Saint Leo, Fla.).
- Helped the Lions to back-to-back NCAA Division II postseason appearances and reached the World Series in 2018.
- Saint Leo never won fewer than 37 games during her tenure. Coached Stephanie Adkins who won back-to-back Sunshine State Conference Pitcher of the Year honors. Team also featured five pitchers in a three-year span named all-conference. Her pitching staff ERAs stayed below 2.04 during all four years. Highlighted by a 0.93 staff ERA in 2016 that garnered the National Statistical Championship. Team averaged 16 shutouts per season.
- Prior to Saint Leo, Maddie coached at Fort Hays State, her alma mater. The Tigers were ranked as high as No. 13 in the country during time on staff.
- Also coached overseas in Collecchio, Italy with the Collecchio Softball 17U and 10U squads.
- Still holds career records at Fort Hays State as a pitcher and hitter with hits (255), runs scored (183), RBI (160), home runs (46), wins (77) and strikeouts (974). Her name also appears in many other top-10 categories. She tossed 7 no-hitter and shared in an 8th. Contributed to 2 perfect games.
- 4-time all-conference honors as well as the Mid-America Intercollegiate Athletics Association Player and Pitcher of the Year as a senior in 2013.



Volunteer Assistant Sam Boone, 2nd season (Coaching First base)

- 2nd season on the Herd staff. Assists in all capacities with practice, game, travel and video.
- Herd hit 50 home runs and 60 doubles, slugged .538 (2nd-best in team history), during 1st season with the team in 2021.
- Former Marshall baseball player from 2017-19. Appeared in 24 games as a relief pitcher.
- After playing career, was assistant baseball coach and recruiting coordinator at Shoreline Community College. Also instructor at Base by Pros in Lynnwood, Wash., in charge of research and development on the pitching front, while giving lessons to athletes.
- Appeared in three games in 2017 before season-ending injury, had five strikeouts in three innings. Season-high 2 Ks at Georgia State & Virginia Tech.
- In 2018, appeared in 7 games working his way back from Tommy John Surgery. Season-high 3 Ks vs. Ohio & WVU. Pitched 3.2 innings vs. Ohio, allowing one run & one hit.
- In 2019, appeared in 14 games all out of the bullpen. Did not give up an earned run in his first 8 appearances, total of 11 innings pitched. Finished season with 19 Ks in 15.1 innings. Record a win against Iona (Feb. 23) and a save vs. Eastern Michigan (March 9).
- Prior to playing for Herd, spent 2015 season at Washington State and then 2016 at Shoreline Community College (Washington).
- For Washington State, appeared in 2 games with 1 total inning and 2 strikeouts.
- With Shoreline Community College, started all 6 of his appearances, pitched 37.2 innings with a 3.34 ERA and 47 strikeouts, 2-3 record.

<div>The Automated ScoreBook</div> Middle Tennessee at Marshall Mar 25-26 at Huntington, W.Va. (Dot Hicks Field)																	
Middle Tennessee 1 (15-16,2-2 C-UAS)									Marshall 4 (17-9,1-3 C-UAS)								
Player	ab	r	hi	bbs	po	a	lob		Player	ab	r	hi	bbs	po	a	lob	
HARRIS, Amaya rf	3	0	0	0	1	2	0		HARRELL, Aly 1b	3	2	2	1	0	1	0	0
HILL, Kelly cf	2	1	0	0	1	0	0		PYE, Saige dp	2	0	0	0	0	0	0	0
MEALER, Laura ss	2	0	2	0	1	0	3	2	COLEMAN, Alex if	0	0	0	0	0	0	0	0
HARVEY, Anyce dh	3	0	1	1	0	0	1		STEVENSON, Mya rf	2	1	1	2	0	1	1	0
RODRIGUEZ, Lani zb	3	0	0	0	2	0	1	3	OWEN, Autumn 3b	3	0	0	0	0	1	0	4
CZAKOWSKI, Claire 3b	3	0	0	0	0	0	0	3	FERINGA, Bub lf/dp	3	0	0	0	0	0	1	0
RICHETTO, Kaylee lb	3	0	0	0	0	2	4	0	LOVE, Lauren 2b	2	0	0	0	0	0	1	0
SARGENT, Shelby f	2	0	0	0	1	0	0	0	ADAMS, Katie c	3	0	0	0	0	0	8	1
TEPE, Ava c	2	0	0	0	2	5	0	0	CHELEMEN, Grace cf	2	1	0	0	0	0	2	0
MARNACKS, Mia c	1	0	0	0	0	0	0	0	BROWN, Armani ss	3	1	0	0	0	0	0	1
HEAD, Gretchen p	0	0	0	0	0	0	0	0	NESTER, Sydney p	0	0	0	0	0	0	0	0
AHLSTROM, Kallely p	0	0	0	0	0	0	1	0	Totals	23	4	5	0	0	3	21	8
Totals	24	1	3	1	3	8	18	4									

Score by Innings												W	R	E
Middle Tennessee	0	0	0	0	0	1	0	1	0	1	3	1		
Marshall	1	0	3	0	0	0	X	4	5	0				

(C= CZAKOWSKI(S); LOB = WT S; MAR 4 -2B = MEALER(S); CHELEMEN, G(3); HR - HARRELL, A.(4); STEVENSON,M.(10). HBP - STEVENSON,M.; LOVE, Lauren SF - PYE, S.(1) SB - STEVENSON,M.(6).

Middle Tennessee												Marshall								
	ip	r	e	r	bb	sos	ab	bf				ip	r	e	r	bb	sos	ab	bf	
HEAD, Gretchen	2.1	4	4	0	0	0	1	11	12			NESTER, Sydney	7.0	3	1	1	3	8	24	27
AHLSTROM, Kallely	3.2	1	0	0	0	0	2	12	14											

Win - NESTER, S. (11-5), Loss - MEAD (3-3), Save - None.
HBP - by AHLSTROM (STEVENSON,M.); by AHLSTROM (LOVE, Lauren).

Umpires -
Start: 1:00 pm Time: 1:52 Attendance: 125
Weather: It got cool again

[illegible]

Middle Tennessee	ip	h	r	er	bb	so	ab	bf	Marshall	ip	h	r	er	bb	so	ab	bf
MEAD, Gretchen	2.1	4	4	4	0	1	11	12	NESTER, Sydney	7.0	3	1	1	3	8	24	27
AHLSTROM, Kailey	3.2	1	0	0	0	2	12	14									

Win - NESTER, S. (11-5). Loss - MEAD (3-3). Save - None.
HBP - by AHLSTROM (STEVENSON,M.); by AHLSTROM (LOVE, Lauren).

Umpires -
Start: 1:00 pm Time: 1:52 Attendance: 125
Weather: It got cool again

[illegible][illegible]

Middle Tennessee	ip	h	r	er	bb	so	ab	bf	Marshall	ip	h	r	er	bb	so	ab	bf
DODD, Corrina	1.2	2	3	3	4	1	7	11	JOYCE, C.	4.0	2	1	1	3	2	14	17
AHLSTROM, Kailey	1.1	3	2	2	0	0	6	6	NESTER, Sydney	2.0	0	0	0	0	1	6	6

Win - JOYCE, C. (5-2). Loss - DODD (6-4). Save - None.

Umpires -
Start: 1:00 pm Time: 1:45 Attendance: 125
Weather: Brrrrrrrrrr
AHLSTROM faced 1 batter in the 4th.

The Automated ScoreBook

Middle Tennessee at Marshall

Mar 27, 2022 at Huntington, W.Va. (Dot Hicks Field)

Middle Tennessee 1 (15-18,2-4 C-USA)

Marshall 9 (19-9,3-3 C-USA)

Player	ab	r	h	bi	bb	so	go	go	a	lob	Player	ab	r	h	bi	bb	so	go	a	lob
MEALER, Laura ss	3	0	0	0	0	1	0	1	0	1	HARRELL, Aly 1b	1	1	1	2	3	0	8	0	0
HARRIS, Anycya rf	2	0	0	0	1	0	0	0	0	0	STEVENSON, Mya rf	3	1	0	0	0	0	0	0	2
HARVEY, Anyca dp	3	1	1	1	0	0	0	0	0	0	PYE, Saige dp	4	1	2	2	0	0	0	0	1
HILL, Kellci cf	3	0	1	0	0	0	3	0	0	0	OWEN, Autumn 3b	3	2	1	0	1	0	0	2	0
CZAROWSKI, Claire 3b	2	0	0	0	0	0	2	1	0	0	LOVE, Lauren lf	4	0	0	0	0	2	0	0	0
RYCHETTE, Kaylie 1b	2	0	0	0	2	0	5	0	0	0	WHITAKER, Middle 2b	3	1	1	1	1	0	1	0	0
SARGENT, Shelby if	2	0	0	0	0	2	4	0	0	0	CHELEMAN, Grace cf	3	1	2	2	1	0	1	0	2
TEPE, Ava c	1	0	0	0	1	0	3	0	0	0	ADAMS, Katie c	3	1	2	0	0	0	9	1	1
SHOULDERS, Abby 2b	2	0	0	0	0	2	1	2	0	0	LEE, Amaya pr	0	0	0	0	0	0	0	0	0
MEAD, Gretchen p	0	0	0	0	0	0	0	0	0	0	BROWN, Armani ss	2	1	1	0	0	0	0	0	0
TATIT, Danielle p	0	0	0	0	0	0	0	0	0	0	LUCAS, Rieley dp	1	0	0	1	0	0	0	0	0
MUNN, Keri p	0	0	0	0	0	0	0	1	0	0	NESTER, Sydney p	0	0	0	0	0	0	0	2	0
Totals	21	1	3	1	3	2	9	17	5	4	Totals	27	9	10	8	6	3	18	6	4

Score by Innings

	1	2	3	4	5	6	7	8	9	E
Middle Tennessee	1	0	0	0	0	0	0	1	3	1
Marshall	2	3	0	0	3	1	0	0	0	0

Note: 2 outs, 2 runners LOB when the game ended.

E - SHOULDERS,(5); LOB - MT; 4; MAR 8-2B - HARRELL, A,(9); PYE, S,(5); WHITAKER, M,(3); CHELEMAN, G,(2); ADAMS, K,(2-6); HR - HARVEY(2); PYE, S,(8); HBP - STEVENSON,M - SB - OWEN, A,(4); CHELEMAN, G,(3); BROWN, A,(3).

Player	ip	r	er	bb	so	ab	bf
Mead, Gretchen	1.0	4	4	4	1	3	2
Tatit, Danielle	4.0	4	4	4	4	0	15
Munn, Keri	0.2	2	1	1	1	1	4

Win - NESTER, S. (12-5). Loss - MEAD (3-4). Save - None.
WP - NESTER, S.(6). HBP - by MEAD (STEVENSON, M.).


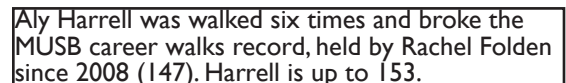
Umpires -
Start: 12:00 pm Time: 1:58 Attendance: 150
Weather: Where did spring go?
MEAD faced 3 batters in the 2nd.

Middle Tennessee	ip	h	r	er	bb	so	ab	bf	Marshall	ip	h	r	er	bb	so	ab	bf
MEAD, Gretchen	1.0	4	4	3	1	2	8	10	NESTER, Sydney	6.0	3	1	1	2	9	21	23
TAITT, Danielle	4.0	4	4	4	4	0	15	19									
MUNN, Keri	0.2	2	1	1	1	1	4	5									

Win - NESTER, S. (12-5). Loss - MEAD (3-4). Save - None.
WP - NESTER, S.(6). HBP - by MEAD (STEVENSON,M.).

Umpires -
Start: 12:00 pm Time: 1:58 Attendance: 150
Weather: Where did spring go?
MEAD faced 3 batters in the 2nd.

@HerdSB



MUSB Honoring Women in Sports with 1st Pitch

Throughout the season, MUSB is honoring women in sports with a ceremonial first pitch. Whether student-athletes, coaches, staff and other dignitaries, it has been a special moment before the games.

First Pitch List

March 3 - Kaylyn Torain - Student Success Specialist - Buck Harless Student-Athlete Program
 March 4 - Savannah Wheeler - So. Guard, Women's Basketball
 March 5 - Macy McElheney - Sr. Middle Blocker, Volleyball
 March 11 - Liz Stefancic - Sr. Tennis
 March 13 - Mikah Alleyne - Jr. Sprints/Hurdles, Track & Field
 March 25 - Hailey McMahon - So. Midfielder, Soccer
 March 26 - Becky Kaliher - Athletic Trainer
 March 27 - Sydney Shelton - Director of Marketing

Racing Each Other to Chase Down History

Fifth-year senior Aly Harrell and senior Mya Stevenson continue to battle their way up the Marshall career home run charts. Stevenson currently leads the friendly battle with 51, while Harrell has 44. Stevenson is second and Harrell is third. Since 2021, the two players have kept trading spots on who is the Herd's active leader. Harrell and Stevenson entered the 2022 season tied at 40. Harrell took the lead first with No. 41 in the opener against Saint Joseph's. Stevenson later tied Harrell in the same game, and then took the lead the next day against Villanova. However, both players are still chasing down the Herd's all-time leader in four-time All-American, and Marshall Athletics Hall of Famer, Rachel Folden (2005-08) who finished with 58.

Marshall's All-Time Home Run Leaders

1. Rachel Folden - 58 (225 games 2005-08, avg. 1 HR/3.88 games)
 2. Mya Stevenson - 51 (147 games 2019-Pres., avg. 1 HR/2.88 games)
 3. Aly Harrell - 44 (195 games 2018-Pres., avg. 1 HR/4.43 games)

Harrell Walks into the Record Books

On March 26 in the first inning against Middle Tennessee, Aly Harrell did what she has done so many times in her career. Take another pitch that missed the mark, drop her bat, and walk to first. And she finally repeated those steps more than any other player in team history. Harrell earned her 148th walk, surpassing four-time All-American Rachel Folden who had held the record with 147 since 2008. Folden was walked for the final time in her second-to-last plate appearance in what ended up being her final game on May 8, 2008, against ECU in the C-USA Tournament. Folden set the mark in her 225th game. Harrell broke the record in her 194th game. Brooke Swann pitched the final walk to Folden. Corrina Dodd threw the record-breaker to Harrell 5,071 days later.

Number 50!

On March 25 in the third inning against Middle Tennessee, Mya Stevenson crushed a pitch off Gretchen Mead to left. It was Stevenson's 50th career home run. The senior from Mesquite, Texas, joined Rachel Folden as the only members of the MUSB 50 Bombs Club. Folden crushed 58 from 2005 through 2008. Folden hit her 50th homer on April 2, 2008, at No. 24 Ohio State, her 209th career game. She sent number 49 out of the park in game one of the doubleheader and then belted number 50 in the second inning of game two off Megan Miller. Folden hit one more bomb in the top of the 7th as the Herd swept both games against the ranked Buckeyes. Stevenson reached 50 in 145 games and hit her 51st in her 146th game. Stevenson needs just eight more homers to become the Herd's all-time Home Run Queen.

Herd Sets Team Single Game Doubles Record

In the series finale against Middle Tennessee on March 27, Marshall set a team, single-game mark with seven doubles. Katie Adams and Grace Chelemen hit two doubles each while Aly Harrell, Saige Pye and Madison Whitaker had one each. Pye started the record setting day in the first inning and drove in one run. Adams doubled (#2) to lead off the second, and later Harrell hit one (#3) to drive in two. The doubles party came out in the fifth as the Herd hit back-to-back-to-back two-baggers. Whitaker started it (#4) and drove in a run. She was followed by Chelemen (#5) and then Adams (#6) who tied the record. Chelemen hit the record-breaker (#7) in the sixth, which also ended the game as her shot to right-center drove in a run for the 9-1 win. The old record of six was set on Feb. 8, 2015, versus UNC Greensboro. The mark was tied on March 20, 2021, at Chattanooga.

FOURTH TIME! Nester C-USA Pitcher of the Week

Sydney Nester earned her fourth weekly award after a dominating performance against Middle Tennessee, March 25-27. Nester appeared in all three games with two starts. She earned two wins allowing just six hits, two runs and struck out 18 in 15 total innings. Nester earned the complete-game wins in games one and two, recorded her 500th career strikeout in the second inning of game one, and gave up just one run in each win. She also pitched the last two innings of game two, retiring all six batters she faced. Nester is the first Marshall pitcher to be honored as a conference pitcher of the week four times in one season. Sara Gulla (1998-2001) and Randi Nielson (2002-05) were both honored three times in one season back in the MAC. Gulla was selected three times in 2001 and Nielson in 2005.

Batting .500

Almost midway through the season, fifth-year senior Aly Harrell has upped her batting average to .506. Through 28 games,

Harrell is 39-of-77 at the plate as well as adding 22 walks and seven hit-by-pitches for an on base percentage of .642. Leading into the Charlotte series, Harrell is fifth in the nation (tops in C-USA) in batting average and ranks second in the NCAA (again tops in C-USA) trailing only Jocelyn Alo of Oklahoma in on base percentage. Over the last 10 games, Harrell is batting .586 (17-of-29) with an on base percentage of .692. Only one player in MUSB History has ended a season with a batting average of .500 or better. Morgan Zerkle hit .506 in 2015 and finished second in the country behind Torrian Wright of Savannah State who hit .566.

Look Up And Say Goodbye - Mya Stevenson on a Tear

Senior Mya Stevenson has been sending pitches out of the park at an incredible rate with eight bombs since the start of March. The slugger has reached base safely in all 15 games this month so far. Stevenson has 20 hits in March with 12 going for extra bases. She has driven in 22 runs with a high of five at UAB. In game three at UAB, Stevenson's first homer of the game was a 2-run shot in the fifth that tied the game at 2-2. She belted another one way out to left in the seventh for a 3-run home run that gave the Herd the lead, 6-5. Unfortunately, Marshall could not hang on and lost 8-7 in the bottom of the seventh.

Stevenson's home run barrage began with a 2-run shot in the third inning against Maryland Eastern Shore, and she now leads the team with 11 homers this season and is just seven bombs away from tying Rachel Folden atop the all-time career charts at Marshall. Stevenson tied Folden's record for consecutive games with a home run at four-straight.

Stevenson's Home Runs Since the Start of March

March 5 vs. Maryland Eastern Shore - 2-run HR 3rd inning
 March 11 vs. Fairfield - 2-run HR 5th inning
 March 16 at Ohio - Solo HR 1st inning
 March 19 at UAB (game 2) - Solo HR 2nd inning
 March 20 at UAB - 2-run HR 5th inning
 March 20 at UAB - 3-run HR 7th inning
 March 25 vs. MTSU - 2-run HR 3rd inning
 March 26 vs. MTSU - 3-run HR 4th inning

Winning Streak: 11 - 3rd-longest in MUSB History

Marshall rolled out an 11-game winning streak, the third-longest in team history, and the squad's first double-digit win streak since 2017. The run began with a 15-2 victory over Howard on Feb. 25. The final win of the streak was an 8-4 decision over Fairfield on March 13. An 8-7 loss at Ohio put an end to the win streak that also included an 8-0 record at home. The MUSB record winning streak belongs to the 2017 squad that won 17 in-a-row. The C-USA Championship winning team in 2013 owns the second-longest streak at 14 games.

Marshall outscored its opponents 96-18 over the win streak with five shutouts. The Herd piled up 116 hits during the win streak as well with 29 doubles, one triple, 10 home runs, drew 45 walks and seven hit-by-pitches.

Marshall's Double-Digit Win Streaks

1. 17 - March 3-April 1, 2017, ended game 2 at Southern Miss
 2. 14 - March 13-April 6, 2013, ended game 2 at Houston
 3. 11 - Feb. 25-March 13, 2022, ended at Ohio
 4. 10 - March 28-April 12, 2015, ended game 1 vs. FAU

Herd Ties Second-Longest Streak of Double-Digit Hit Games

The Marshall bats have been producing lots of hits throughout the season. But from March 5-16, the Herd tied the mark for the second-longest streak of 10 or more hits since 2000 with five-straight. The streak ended with game one at UAB as Marshall tallied four hits in a 1-0 loss. The last time the Herd put together a run of five in-a-row was May 3-9, 2014, that included all three games of the final series of the regular season against Louisiana Tech, and then wins over UAB and East Carolina in the C-USA Tournament. The team record of six actually occurred in the same season, April 2-9. The Herd has 10 games this season with 10 or more hits, including eight in the month of March.

Marshall's Run of Five-Straight 10+ Hit Games

1. March 5 vs. Maryland Eastern Shore - 16 (season-high)
 2. March 11 vs. Fairfield - 13
 3. March 11 vs. Norfolk State - 11
 4. March 13 vs. Fairfield - 11
 5. March 16 at Ohio - 11

Autumn Owen Keeps Getting on Base

Sophomore Autumn Owen is hitting her stride. Before this season began, the transfer from Gardner-Webb had not played in a meaningful game since March 11, 2020. The Runnin' Bulldogs were off to a great year, including a 17-game win streak, when the remainder of the season was canceled due to the COVID pandemic. Owen then missed the entire 2021 season from injury.

Now 21 games into the 2022 season, Owen is looking like her old self. She rolled through the Thundering Herd March Madness batting .875 (7-of-8) and reached base safely 10-of-11 plate appearances. She is on a 6-game hitting streak and has produced two or more hits in 4-straight games, tied for the fourth-longest streak in team history.

Armani Brown Gets it Rolling

Armani Brown had been struggling at the plate going 0-for-14 to start the year. Against Maryland Eastern Shore, Brown took another chance at the plate and went 2-for-2 with a walk, sto-

len base and scored a run. She kept it rolling in her next game against Fairfield going 3-for-3 and setting a career-high with three RBI. She did not reach against Norfolk State (0-for-1) but did record a sacrifice bunt. In the finale against Fairfield, Brown tallied another hit with a perfectly placed bunt and outran the defense for a single. Brown later scored and had a walk in the game. After her 0-for-14 start, Brown went 6-of-9 (.667) at the plate over a four-game stretch.

Nester Named C-USA Pitcher of the Week, Again

Sydney Nester had another strong weekend in the circle for Marshall during the Thundering Herd March Madness. She began the tournament with a one-hit shutout over Fairfield in six innings, 8-0. Nester walked just one batter and struck out six while receiving great defensive play. She came on in relief to start the sixth inning in the nightcap against Norfolk State. Nester struck out three of the six batters she faced, allowed one hit, and induced a grounder that resulted in a 5-4-3 double play to end the game and preserve the win. Nester earned the save, her second of the year.

Nester kept on rolling in the weekend finale, facing Fairfield again. She rebounded from a rough start, allowing four runs through the first three innings, to completely shut down the Stags. Nester struck out the last seven batters she faced and finished the game with a season-high 15, which also tied her career-high set back in 2019 against the College of Charleston (in nine innings) while pitching for North Carolina State. Nester's 15 Ks was the most by a Herd pitcher since Jordan Dixon put up 15 in a win over Northern Kentucky in 2015. It is also tied for the third-most by a Marshall pitcher in a single game.

Nester No-Hits Mastodons

Sydney Nester was dominant once again to start Marshall off on the right foot during its home-opener against Purdue Fort Wayne on March 3. Nester pitched all five innings of the Herd's 11-0 win with 11 strikeouts and did not allow a hit. It was her first no-hitter in a Marshall uniform and the second of her collegiate career, first since 2019 against College of Charleston while with NC State. The Mastodons did get three runners on in the third off a dropped strike three, one Herd error and a walk. Nester proceeded to strike out the next batter to end the inning and keep the shutout, as well as the no-hitter, going. She retired the next six batters over the last two innings, with four by strikeout.

Offense Sets Hits in an Inning Record

Marshall has been having some explosive innings lately, and the first inning against Purdue Fort Wayne in the home-opener was no exception. The Herd bats set a team record with 10 hits in the first as 14 batters came to the plate, resulting in nine runs. The Mastodons threw a total of 54 pitches.

The 10 hits bested the old record of nine from the 6th inning against Western Michigan, all the way back on May 12, 2005, in the Mid-American Conference Tournament. Marshall won that crazy game 13-12. In the 2022 home-opener, the Herd smashed three home runs to drive in seven of the runs, had two doubles and five singles.

Lauren Love opened the inning with a walk and was followed by singles from Aly Harrell (1) and Saige Pye (2). The hit from Pye scored Love for the first run. Two batters later, Rielly Lucas (3) hit a double to left that scored by Harrell and Pye. Next, Katie Adams (4) hit a 2-run homer to right that gave the Herd a 5-0 lead. Two batters later and with two outs, Camryn Michallas (5) kept it going with a single, followed by another base hit from Alex Coleman (6). Love (7) stepped back up to the plate and hit a 3-run homer to right-center. Marshall now led 8-0. Harrell (8) came through with her second hit of the inning with a double and Pye (9) belted a two-run shot to left. The home run was the final run of the inning, however the record-breaking 10th hit came next from Mya Stevenson with a single up the middle.

Nester Sets Herd Record - Fastest to 100 Strikeouts

Sydney Nester is proving to be a wonderful addition to the Herd by dominating in the circle. Through her incredible start, the redshirt junior set a team record as the fastest pitcher in Marshall softball history to reach 100 strikeouts. Nester completed the feat in her 12th outing and 58 innings pitched for the season. Her 100th strikeout came in the sixth inning against Maryland Eastern Shore on March 4. It was her eighth of the game. She finished with nine.

The old record was 63 innings by Jordan Dixon in 2015. Dixon accomplished the feat on Feb. 21 against Auburn. It was her 12th outing of the year as well and number 100 came on the very first batter in the first inning.

Herd Tosses Four-Straight Shutouts

Marshall's pitchers and defense was clicking on all cylinders during the Thundering Herd Round Robin, March 3-5. The Herd tallied four-straight shutouts and allowed just one run through five games. The four-straight blankings is the most since four-straight toward the end of the 2019 season, May 4-9. It is also tied for the second-longest streak in team history. Back in 2001, Marshall had five-straight shutouts, April 22-28. The Herd blanked Akron in a doubleheader, then Liberty in another doubleheader and the first of a three-game series with Buffalo.

Shutout #1 - vs. Purdue Fort Wayne - Sydney Nester threw a no-hitter and struck out 11

Shutout #2 - vs. Purdue Fort Wayne - Cailey Joyce pitched all 5 innings, allowed 3 hits, no walks and struck out 7

Shutout #3 - vs. Maryland Eastern Shore - Sydney Nester pitched all 7 innings, allowed 3 hits, no walks and struck out 9
Shutout #4 - vs. Winthrop - Sydney Nester pitched all 7 innings, allowed two hits, 1 walk and struck out 11

The Herd was close to a fifth-straight shutout in the final game against Maryland Eastern Shore. Cailey Joyce had another great game throwing all 5 innings, allowed five hits, no walks and struck out six. However, the Hawks scored one run in the top of the fifth. Marshall won 14-1 and outscored its opponents 43-1 in the tournament.

Marshall Offense Has Another Big First Inning

Three times this season, Marshall has gone off for at least nine runs in the first inning. The first was versus Howard at the Camel Stampede on Feb. 25. Marshall went through 14 batters, tallied eight hits and scored nine runs. The second was against Purdue Fort Wayne on March 3. The Herd went through 14 batters again, set a team record with 10 hits and scored nine runs. The third came two days later on March 5 versus Maryland Eastern Shore. Marshall saw 14 batters come to the plate again, had nine hits and scored nine runs. The third time was highlighted by a bases-clearing triple from sophomore Kay Kay Kenney. The right-hander was sent in to pinch hit for Alex Coleman with the bases loaded and ripped a shot down the left field line. The ball curved into the corner and ricocheted off the fence and back into left territory. Bub Feringa, Rieley Lucas and Autumn Owen all crossed the plate as Kenney recorded her first career triple.

Nester Dominates Camel Stampede, Named C-USA Pitcher of the Week Second Time

Sydney Nester has been on a tear to begin her career at Marshall. At the Camel Stampede Nester tossed 29 more strikeouts in 16 innings through three appearances. She started against Kent State on Friday and finished with 12 strikeouts, allowed two hits, one run and took the loss as the Herd fell 1-0. Nester came in against Howard on Saturday in the sixth inning, got Marshall out of a jam and finished with four more strikeouts in two innings, out of six batters faced. In the final game of the weekend against the home team, Campbell, Nester blew down the Camels with 13 strikeouts tying her season-high. The win was her fifth of the year and her fifth game with 10 or more strikeouts. Nester had four games of 10+ Ks in three years at NC State.

Marshall Offense Explodes Versus Howard

In the Herd's first game against Howard at the Camel Stampede, Marshall rebounded from a 1-0 loss to Kent State by scoring 15 runs off 14 hits in a 15-2 win over the Bison. The 15 runs tied for the fourth-most in a game in team history. Of the 14 hits, none left the park and there were just three doubles.

The Herd scored 10 runs in the first inning off eight hits with 14 batters coming to the plate. It was the third time since 2000 that Marshall scored double-digit runs in an inning and the first since putting up 11 in the first inning on March 6, 2010, versus Delaware at Dot Hicks Field. Marshall's eight hits are tied for the second-most in an inning since 2000, and the most since tallying eight in the fifth inning on May 2, 2018, at Louisville.

Pye Goes Deep Twice on Saturday at Camel Stampede

Fifth-year senior Saige Pye helped the Herd slug its way to two more wins on the final day of the Camel Stampede. Pye belted a towering shot in the top of the seventh against Howard that felt as if it was in the air for an eternity, before finally falling beyond the wall in left. The three-run shot gave the Herd a 7-2 lead on the way to a 9-2 victory.

Against Campbell, Pye launched another homer that cleared the wall a lot faster for a two-run bomb in the fifth. Marshall was leading the home team 3-2 before the blast and went on to win 6-3. Pye has now hit 19 home runs in her collegiate career with 18 coming in a Marshall uniform. Her first collegiate homer came in 2018 against Pitt as a freshman at Georgia Tech.

Love Has a Day at the Plate

On Friday against Howard at the Camel Stampede, freshman Lauren Love finished the day 4-for-4 at the plate with three runs and three RBI. In the 10-run first inning, Love had two hits and scored twice as well. She was one of three players to reach base twice in the inning with Mya Stevenson and Katie Adams the others. Love continued in the third inning with a leadoff single to center and then scored on a double from Stevenson. Love's final at bat came in the fourth and this time she ripped a double to right-center that scored Alex Coleman for the Herd's 15th run of the game.

Lauren Love is the first Marshall freshman to have four hits in a game since Mya Stevenson hit for the cycle at Charlotte on March 16, 2019, and the ninth to achieve the mark since 2000.

Freshmen with 4 Hits in a Game Since 2000

Dana Black vs. Liberty, Feb. 24, 2001
 Sierra Davenport at Toledo, April 7, 2001
 Amanda Williams vs. Winthrop, March 16, 2003
 Deanna Tourville vs. Ohio, April 16, 2005
 Rachel Folden at Ball State, April 25, 2005
 Jocelyn Bitner at Memphis, April 29, 2006
 Elicia D'Orazio at Charlotte, March 22, 2015
 Mya Stevenson at Charlotte, March 16, 2019
Lauren Love vs. Howard, Feb. 25, 2022

Herd Blanked by Kent State Ends Run of Being Shutout
 Marshall's 1-0 loss to Kent State on Feb. 25, ended a run of

67-straight games without being shutout, the longest streak in team history. The last time the Herd was shutout on the scoreboard was May 18, 2019, at Liberty. It was the final game of the season as Marshall lost in the NISC Regional Final, 7-0. The Herd rolled through the shortened 2020 and 2021 seasons scoring at least one run in every game and made it through the first nine games of 2022 before getting blanked. The previous record for consecutive games without being shutout was 37-straight during the 2018 season.

Marshall has only been shutout six times during the Megan Smith Lyon era (2019-present). On the other side, the Herd has pitched 31 shutouts in the same span.

Welcome to NCAA Softball Bub Feringa

Freshman Bub Feringa had made two appearances in the circle before getting her first shot at the plate with an at bat. Feringa starred both as a pitcher and a hitter at Cactus High School in Glendale, Arizona. Her first plate appearance came with a pinch hit in the top of the seventh against Coastal Carolina.

With a 1-1 count, Feringa belted a two-run home run out to right-center, two runs that proved to be the difference after the Chanticleers put together a furious comeback in the bottom of the seventh. Feringa joined exclusive company in Marshall softball history, becoming just the fifth player since 2000 to begin a career with a home run in their very first plate appearance, and the first since 2016.

Home Runs in First Plate Appearance

Amanda Lara - Feb. 11, 2011 vs. USF (lost 8-4)
 opened the game with a solo shot, only HR of MUSB career
 Taylor Winton - Feb. 11, 2011 vs. USF (lost 8-4)
 entered to pinch hit in the seventh, solo shot, 8 career HRs
 Taylor Estes - Feb. 28, 2014 at Coastal Carolina (lost 10-1)
 entered to pinch hit in the fifth, solo shot, only HR of career
 Briana Daiss - Feb. 14, 2016 vs. Alabama State (Won 4-2)
 entered to pinch hit in the bottom of the eighth with the game tied at 2-2, hit a walkoff 2-run HR, 26 career HRs
Bub Feringa - Feb. 19, 2022 at Coastal Carolina (Won 9-7)
 entered to pinch hit, drove in Kay Kay Kenney

Kenney Takes Advantage

Sophomore Kay Kay Kenney entered the Herd's Saturday game against South Carolina off the bench to fill in for an injury after Madison Whitaker went down. Lauren Love was in left field and moved to the infield, and Kenney took left. With her first at bat against the Gamecocks in the third, and two outs, Kenney sent a screamer over the fence in center for a 3-run home run. It was the second homer of her young career. She finished the game with two hits and a hit-by-pitch. Kenney started the nightcap against Coastal Carolina and had an RBI double and scored a run. Against Fordham, the Highland Village, Texas, native reached on a walk and scored as well.

Adams Ends Slump with a BANG

Fifth-year senior Katie Adams was experiencing an early season slump through the Battle at the Beach (Feb. 18-20), going 0-for-12 through the first four games. She only reached base with a hit-by-pitch in the second game against Coastal Carolina and later scored a run. Several times through the first four games, Adams made solid contact but unfortunately for her, the ball went straight to a defender who made the play. Finally, in the last game of the weekend against Fordham, Adams came to the plate in the third with the bases loaded. On an 0-2 count, Adams cranked a shot to right-center for a grand slam. It was the first grand slam of the season for Marshall and the first of Adams' career. Marshall went on to win 8-0.

Nester Dominates Buzz Classic, Named C-USA Pitcher of the Week

Redshirt junior, and transfer from North Carolina State, Sydney Nester announced her arrival to the Herd like a buzzsaw going through the opposing batters at the Buzz Classic, Feb. 11-12. Nester finished the weekend 3-0 with 25 strikeouts and did not allow a run across 14 innings. She gave up just six hits, one walk, one hit batter and an opponent batting average of .125.

Nester started off with 13 strikeouts in six innings against Saint Joseph's, just two away from her career-high. She earned her first Herd win with the complete-game, 8-0 shutout. Nester kept it going with 11 more strikeouts on Saturday with another shutout against Villanova. She retired the final eight batters of the game as the Herd won 8-0 in five innings. Finally, Nester pitched the final three innings of Marshall's comeback win over Saint Joseph's Saturday night. She struck out one more batter and allowed only two baserunners.

Nester became the Herd's first pitcher to throw double-digit strikeouts in a game since Jordan Dixon fanned 10 on April 21, 2017, at Virginia Tech. Nester became the first Marshall pitcher to win her first three outings of the season since Dixon accomplished the feat in 2015. The right-hander also became the first Herd pitcher since 2000 (single game records are incomplete prior to 2000) to open a season with back-to-back double-digit strikeout performances. Dixon was the last to tally 10 or more Ks in back-to-back games, sitting down 10 versus Hampton and then 10 more against Towson in a doubleheader at the Tar Heel Classic on Feb. 25, 2017.

Herd Ties MU Single Game HR Record...Again

Marshall opened 2022 with five home runs against Saint Joseph's, an all-time best in a season-opener, and tied the program record for a single game. It was the fifth time in team history

that the mark has been reached, and the fourth time under Head Coach Megan Smith Lyon. Katie Adams got it started with a solo shot in the second to left-center. Aly Harrell belted a solo homer in the fourth to almost the same spot as Adams. Madison Whitaker opened a high-scoring inning for MU in the fifth with a two-run, laser line drive over the wall in center. Saige Pye smashed the fourth homer of the game with a 3-run blast, also in the fifth, off the foul pole in left. Mya Stevenson hit a solo shot to right to tie the record and end the game, 8-0, in the sixth.

Games with Five Home Runs

April 9, 2014 at Northern Kentucky (game 1 of DH)
 - Shaelynn Braxton (3), Savannah Webster, Raquel Escareno
Feb. 16, 2019 vs. Presbyterian
 - Aly Harrell (2), Mya Stevenson, Sierra Huerta, Hannah Giammarino
Feb. 28, 2020 vs. Delaware State
 - Mya Stevenson (2), Sierra Huerta (2), Saige Pye
March 11, 2020 at No. 11 Kentucky
 - Saige Pye (2), Katie Adams, Grace Chelemen, Sierra Huerta

Love Comes Up Clutch

Marshall freshman Lauren Love came through in two big moments for the Herd during the Buzz Classic. In her first collegiate plate appearance, Love came in to pinch hit in the top of the fifth inning with a runner at second, two outs, and Marshall facing the mercy rule trailing Villanova 8-0. If the Herd wanted a chance to move the game on to try and comeback, it needed at least one run. Love stepped to the plate facing preseason All-American Paige Rauch and battled with the fifth-year senior for a 10-pitch at bat. On the 10th pitch, Love delivered a base hit into centerfield that scored fellow freshman Brooklyn Ulrich from second. Unfortunately, the Herd allowed the Wildcats to score one more run in the bottom of the fifth to end the game, 9-1.

Love was not done with her clutch hits. Against Saint Joseph's on Saturday night, Love came to the plate in the top of the sixth with classmate Alex Coleman at second, two away, and the Herd trailing 4-3. Love took the first pitch of the at bat over the fence in right for her first career home run. The 2-run shot gave Marshall the lead, 5-4, as the Herd went on to win 6-4.

Marshall at Georgia Tech Sunday Contest Canceled

Marshall softball's team bus was involved in an accident following the Thundering Herd's 6-4 win over Saint Joseph's, Saturday night (Feb. 12) at the Buzz Classic in Atlanta.

Two individuals from the travel party were treated for minor, non-life threatening injuries and released from a local hospital Sunday morning following the accident.

Out of an abundance of caution, Marshall and Georgia Tech made the decision to cancel the scheduled 1 p.m. game and the Herd will return to Huntington later today (Feb. 13).

Season Outlook

Marshall finished the 2021 season with a 20-13 record. Despite also playing two games in the Conference USA Tournament, the Herd played fewer games last season than any other league team due to COVID and scheduling restrictions. UTEP, who did not make the postseason tourney, played the next fewest at 37.

Coming off the 2021 season, Marshall looks to replace departed veterans Blakely Burch, Sierra Huerta, Laney Jones and Megan Stauffer.

However, the Herd returns an experienced, and very dangerous lineup. Back for another round with the Green & White are fifth year seniors Aly Harrell, Katie Adams, Armani Brown, Saige Pye and Madison Whitaker. Followed next by seniors Mya Stevenson, Grace Chelemen and Camryn Michallas. Redshirt junior pitcher Cailey Joyce returns after her first season in Huntington in 2021. Junior pitcher Ashley Blesin and sophomores Kay Kay Kenney and Brianna McCown are back as well. Amaya Lee returns after missing all of 2021 with a shoulder injury.

Newcomers to town are led by two transfers in redshirt junior Sydney Nester and sophomore Autumn Owen. Nester, a right-handed pitcher, starred for North Carolina State for three seasons. Owen, a catcher, comes from Gardner-Webb where she nearly rewrote the record book as a freshman in 2019. Owen missed all of last season with an injury. Both Nester has two years of eligibility remaining and Owen has three years of eligibility left.

The freshman class brings six new faces that possess great talent, add incredible depth, and keep the future looking bright for MUSB. The new class consists of four infielders in Laney and Lauren Love (Matthews, N.C.), Rieley Lucas (Huntington, W.Va.), and Brooklyn Ulrich (Mesa, Ariz.). Alex Coleman (Asheboro, N.C.) is an outfielder and Bub Feringa (Glendale, Ariz.) is a pitcher and a hitter.

Sister Sister

Throughout Marshall Softball's history, there has been a family connection. Laney and Lauren Love add to that rich history. The freshmen from Matthews, N.C., are the seventh set of sisters to suit up for the Herd, and the second set of twins. However, the two do not quite share the same birthday. Laney was born on December 31, 2002. Lauren was born on January 1, 2003. Both are talented infielders who piled up accolades during their respective prep careers at Porter Ridge High School.

HERD NOTES

Marshall's first set of twins were Amanda and Jessica Williams who played from 2003-06. Both players reside in the Marshall Athletics Hall of Fame.

MUSB's History of Sisters

Heather (1994-95), Hallie (1994-96) & Callie (1996) Michaelis
Sarah (2002-04) & Amanda Chamberlain (2004-05)
Randi (2002-05) & Kelly Nielson (2008-09)
Amanda & Jessica Williams (2003-06)
Tarah (2004-06) & Autumn Mitchell (2006-09)
Kristina (2012-15) & Shaelyn Braxton (2013-15, '17)
Laney & Lauren Love (2022-)

Harrell, Stevenson and Pye Preseason All-C-USA

Aly Harrell, Saige Pye and Mya Stevenson selected to the Preseason All-Conference USA Team. All three players were selected prior to the 2021 season as well. The Herd was picked to finish fifth overall in the coaches' poll.

Harrell enters her fifth season at Marshall after being granted the additional year with the 2020 COVID season. Harrell led the Herd in 2021 in batting average (.415), hits (39), home runs (10), RBI (29), total bases (77), slugging percentage (.819) and on base percentage (.526). The power hitter with the great eye at the plate, struck out only three times in 94 at bats over 30 games played in 2021. The Gahanna, Ohio, native continued her assault on the Marshall record books as well, ranking in the top 10 all-time in 11 offensive categories and three defensive. Harrell is tops all-time in career on base percentage at .547. She is second in walks (131) to four-time All-American Rachel Folden (2005-08). Harrell was named First Team All-C-USA and First Team All-Mideast Region.

Harrell and Stevenson have been in a friendly battle, rising up the home run charts as both players set their sights on Folden's record of 58. Harrell and Stevenson ended the 2021 season with 40 homers each, good for second all-time. Harrell hit her 40th of her career at Charlotte on May 8, with a two-run blast to right field. Stevenson launched two shots in the Conference USA Tournament to catch back up and tie Harrell once again.

Stevenson was one of just two players to play in all 33 games last season, starting in 32. She struggled early but exploded in conference play. Stevenson ended the season batting .293 with 29 hits, 27 runs scored (led team), eight doubles, eight home runs, 20 RBI and slugged .616. During the 16 league games in 2021, the slugger hit .385 with 20 hits, 13 runs, seven doubles, three homers and slugged .692. Along with being tied for second all-time at Marshall in home runs, Stevenson's name can also be found throughout the record book. The Mesquite, Texas, native enters her fourth season second in slugging percentage (.755). Last year Stevenson became the 13th member of the Marshall 100 RBI Club, with a bomb at Chattanooga and currently at 114 good for 10th. She was named Second Team All-C-USA in 2021.

Pye enters her third season with the Herd and her fifth year of collegiate action, also being granted the extra year after the 2020 COVID season. Pye's bat has been a key factor in Marshall's offense since she transferred to Huntington before the 2020 season from Georgia Tech. Last season, Pye hit .395 with 34 hits, 14 runs, five doubles, six home runs, 23 RBI, slugged .663 and had a .459 on base percentage. The Stockton, California, native also went off in league action beginning with a great series against Florida Atlantic. In the three games played, Pye hit .462 (6-of-13) with nine RBI. She tied the program single-game record with three doubles in game three of the series, and her third double drove in two runs in the bottom of the seventh to tie the game. Harrell won it in the ninth. Pye had a 12-game hitting streak toward the end of the season and reached base safely in the final 18 games. She was named First Team All-C-USA and Third Team All-Mideast Region.

PRESEASON PLAYER OF THE YEAR

Bailey Vannoy, Charlotte (SR., Catcher/Outfielder)

PRESEASON PITCHER OF THE YEAR

Shelby Nunn, WKU (Fifth Year SR., RHP)

PRESEASON ALL-CONFERENCE TEAM

Pitcher: Janie Worthington, North Texas
Pitcher: Corrina Dodd, Middle Tennessee
Pitcher: Shelby Nunn, WKU
Catcher: Sierra Frazier, UAB
Catcher: Bailey Vannoy, Charlotte

Infielder: Aly Harrell, Marshall

Infielder: Tata Davis, Southern Miss
Infielder: Cori Henderson Charlotte
Infielder: Tayla Evans, North Texas
Infielder: Maddie Bowlds, WKU
Infielder: Kourtney Gremillion, Charlotte*

Outfielder: Destini Brown, Southern Miss

Outfielder: Mya Stevenson, Marshall

Outfielder: Taylor Davis, WKU

Outfielder: Kelci Hill, Middle Tennessee

DPI/Utility: Saige Pye, Marshall

(*16 Total- sixth infielder due to a tie in votes)

Herd Picked 5th in Preseason Coaches' Poll

Conference USA announced the preseason coaches' poll on Tuesday with the season debut coming in just a few days. Marshall came in fifth overall out of the league's 12 teams. The top eight teams earn a bid to the C-USA Tournament set for May 11-14 in Denton, Texas, hosted by North Texas (who was picked second).

PREDICTED ORDER OF FINISH (Division)

1. Charlotte (East)
2. North Texas (West)
3. WKU (East) - 2021 Tournament Champions
4. UAB (West)
5. Marshall (East)
6. Middle Tennessee (East)
7. LA Tech (West)
8. FIU (East)
9. Southern Miss (West)
10. UTSA (West)
11. UTEP (West)
12. Florida Atlantic (East)

MUSB AWARDS

00 Autumn Owen

- 2021 Big South Preseason Co-Player of the Year
- 2020 Big South Player of the Week: Feb. 11
- 2019 Top 25 Finalist NFCA Division I Freshman of the Year
- 2019 NFCA All-Mid-Atlantic Region First Team
- 2019 Big South Freshman of the Year
- 2019 First Team All-Big South
- 2019 Big South All-Freshman Team
- 2019 Big South Freshman of the Week: Feb. 11
- 2019 Big South Freshman of the Week: Mar. 18
- 2019 Big South Freshman of the Week: April 15
- 2019 Big South Freshman of the Week: April 29

1 Grace Chelemen

- 2020 Top 5 Play of Week 3 NCAA Softball

3 Armani Brown

- 2021 C-USA Comm. Honor Roll: GPA 3.00+
- 2020 C-USA Comm. Honor Roll: GPA 3.00+
- 2019 C-USA Comm. Honor Roll: GPA 3.00+
- 2018 NFCA All-America Scholar Athlete
- 2018 C-USA Academic Medalist: GPA 3.75+
- 2018 C-USA Comm. Honor Roll: GPA 3.00+

7 Amaya Lee

- 2021 C-USA Academic Medalist: GPA 3.75+
- 2021 C-USA Comm. Honor Roll: GPA 3.00+

14 Cailey Joyce

- 2021 C-USA Comm. Honor Roll: GPA 3.00+
- 2019 Atlantic-10 All-Rookie Team
- 2019 Atlantic-10 Comm. Honor Roll

16 Saige Pye

- 2022 C-USA Preseason All-Conference
- 2021 NFCA Mideast All-Region Third Team
- 2021 All-C-USA First Team
- 2021 C-USA Preseason All-Conference

21 Sydney Nester

- 2022 C-USA Pitcher of the Week: Feb. 14
- 2022 C-USA Pitcher of the Week: Feb. 28
- 2022 C-USA Pitcher of the Week: March 14
- 2022 C-USA Pitcher of the Week: March 28
- 2019 ACC Pitcher of the Week: March 12

23 Mya Stevenson

- 2022 C-USA Preseason All-Conference
- 2021 All-C-USA Second Team
- 2021 C-USA Preseason All-Conference
- 2020 C-USA Preseason All-Conference
- 2020 C-USA Player of the Week: March 2
- 2020 NCAA Top 10 Home Runs (Tied for 1st - 12)
- 2020 NCAA Top 10 RBI (2nd - 36)
- 2020 NCAA Top 10 Home Runs Per Game (3rd - 0.48)
- 2020 NCAA Top 10 RBI Per Game (3rd - 1.44)
- 2020 NCAA Top 10 Total Bases (9th - 71)
- 2019 NFCA Mideast All-Region Third Team
- 2019 All-C-USA First Team
- 2019 C-USA All-Freshman Team
- 2019 C-USA All-Tournament Team
- 2019 C-USA Player of the Week: March 18
- 2019 C-USA Player of the Week: April 29
- 2019 C-USA Comm. Honor Roll: GPA 3.00+
- 2019 NCAA Freshman Leader in HR (20)

28 Kay Kay Kenney

- 2021 C-USA Comm. Honor Roll: GPA 3.00+

34 Ashley Blessin

- 2021 C-USA Academic Medalist: GPA 3.75+
- 2021 C-USA Comm. Honor Roll: GPA 3.00+
- 2020 C-USA Academic Medalist: GPA 3.75+
- 2020 C-USA Comm. Honor Roll: GPA 3.00+

43 Aly Harrell

- 2022 Senior CLASS Award Candidate
- 2022 C-USA Preseason All-Conference
- 2021 NFCA Mideast All-Region First Team
- 2021 All-C-USA First Team
- 2021 C-USA Preseason Player of the Year
- 2020 C-USA Preseason All-Conference
- 2020 C-USA Player of the Week: Feb. 17
- 2020 NCAA Top 10 On Base % (4th - .602)
- 2020 NCAA Top 10 Walks/Game (10th - 0.92)
- 2019 NFCA Mideast All-Region Second Team
- 2019 All-C-USA First Team
- 2019 C-USA All-Tournament Team
- 2019 C-USA Preseason All-Conference
- 2019 NISC Lynchburg Regional All-Tourn. Team
- 2019 NCAA Top 10 Total Walks (1st - 68)
- 2019 NCAA Top 10 Combined Free Passes BBs & HBPs (1st - 85, 68 BBs & 17 HBPs)
- 2019 NCAA Top 10 Walks/Game (3rd - 1.06)
- 2019 NCAA Top 10 On Base % (5th - .578)
- 2019 C-USA Comm. Honor Roll: GPA 3.00+
- 2018 NFCA Mideast All-Region Third Team
- 2018 C-USA Freshman of the Year
- 2018 All-C-USA First Team
- 2018 C-USA All-Freshman Team

44 Katie Adams

- 2021 C-USA Comm. Honor Roll: GPA 3.00+
- 2020 C-USA Comm. Honor Roll: GPA 3.00+
- 2019 NFCA All-America Scholar Athlete
- 2019 C-USA Comm. Honor Roll: GPA 3.00+
- 2018 C-USA Comm. Honor Roll: GPA 3.00+

77 Madison Whitaker

- 2018 Horizon League All-Freshman Team

#LookUpAndSayGoodbye

2022 Bomb Counter - 35

In 2021 Marshall finished tops in C-USA, and 12th in the NCAA in home runs per game with 1.52. And the glow ball continues to fly in 2022. In 28 games, the Herd is 24th in the nation in home runs per game with 1.25, and 1st in C-USA. Marshall opened 2022 tying the single-game program record with against Saint Joseph's in an 8-0 win. It was the fifth time in team history with five bombs in a single game, and the fourth under head coach Megan Smith Lyon.

Under coach Smith Lyon and her staff, Marshall has hit 212 home runs in 150 games, an average of 1.41 balls leaving the park per game. 19 different players have hit at least one home run since 2019.

Player	2022	Career	2022 Grand Slams
Mya Stevenson	11	51	Player
Saige Pye	8	23 (1 at GT)	Opponent
Aly Harrell	4	44	vs. Fordham (2/20)
Katie Adams	4	11	Career
Lauren Love	3	3	
Autumn Owen	2	19 (17 at GWU)	
Madison Whitaker	1	10 (8 at WSU)	
Kay Kenney	1	2	
Bub Feringa	1	1	

2022 Games and home runs hit - inning hit in ()

* - tied team single-game record

Date	Opponent	Hitters - inning hit in ()	Game Total	Season Total
Feb. 11	vs. Saint Joseph's	Adams (2nd), Harrell (4th), Whitaker (5th), Pye (5th), Stevenson (6th)	5*	5
Feb. 11	vs. Villanova		0	5
Feb. 12	vs. Villanova	Stevenson (1st)	1	6
Feb. 12	vs. Saint Joseph's	Love (6th)	1	7
Feb. 18	vs. South Carolina		0	7
Feb. 18	at Coastal Carolina	Harrell (1st), Pye (3rd)	2	9
Feb. 19	vs. South Carolina	Kenney (3rd)	1	10
Feb. 19	at Coastal Carolina	Owen (4th), Stevenson (7th), Feringa (7th)	3	13
Feb. 20	vs. Fordham	Adams (3rd)	1	14
Feb. 25	vs. Kent State		0	14
Feb. 25	vs. Howard		0	14
Feb. 26	vs. Howard	Pye (7th)	1	15
Feb. 26	at Campbell	Pye (5th)	1	16
March 3	vs. Purdue Fort Wayne	Adams (1st), Love (1st), Pye (1st)	3	19
March 4	vs. Purdue Fort Wayne		0	19
March 4	vs. MD Eastern Shore		0	19
March 5	vs. Winthrop		0	19
March 5	vs. MD Eastern Shore	Stevenson (3rd)	1	20
March 11	vs. Fairfield	Harrell (5th), Stevenson (5th)	2	22
March 11	vs. Norfolk State		0	22
March 13	vs. Fairfield	Love (4th), Pye (4th)	2	24
March 16	at Ohio	Stevenson (1st)	1	25
March 19	at UAB game 1		0	25
March 19	at UAB game 2	Stevenson (2nd)	1	26
March 20	at UAB	Stevenson (5th), Stevenson (7th), Owen (7th)	3	29
March 25	vs. Middle Tennessee 1	Harrell (1st), Stevenson (3rd)	2	31
March 26	vs. Middle Tennessee 2	Adams (2nd), Pye (3rd), Stevenson (4th)	3	34
March 27	vs. Middle Tennessee 3	Pye (2nd)	1	35

Home Runs Per Inning

First	7
Second	4
Third	6
Fourth	5
Fifth	6
Sixth	2
Seventh	5

Home Runs Location

Dot Hicks Field	14
11 games - 1.27 per game	
Away	11
7 games - 1.57 per game	
Neutral	10
10 games - 1.00 per game	
at Buzz Classic	7
at Battle at the Beach	7
at Camel Stampede	2
Round Robin	4
March Madness	4

Solo	13
2-run	14
3-run	7
Grand Slam	1
Led off Inning	8
With Two Outs	8
Back-2-Back	0



Autumn Owen headed for home plate after hitting her 1st HR with Marshall. Photo courtesy of David Dermer



Mya Stevenson after crushing her 43rd career HR over the light tower in left. Photo courtesy of David Dermer

2022 NUMBERS

Multi-Hit Games

Name	2022	3+	'22-best	Career total
Harrell	13	3	3 (3x)	54
Stevenson	10	1	3	43
Pye	9	2	3 (2x)	32
Owen	8	1	3	32 (24 at GWU)
Love	6	2	4	6
Chelemen	4	--	2 (4x)	19
Adams	4	--	2 (4x)	24
Brown	2	1	3	28
Whitaker	1	--	2	24 (22 at WSU)
Kenney	1	--	2	1
Lucas	1	--	2	1
Feringa	1	--	2	1
Coleman	1	--	2	1
Michallas	1	--	2	2 (1 at Akr.)

*career-high or tied career-high

Multi-Runs Scored Games

Name	2022	3+	'22-best	Career total
Harrell	8	--	2 (8x)	25
Love	5	1	3	5
Stevenson	4	--	2 (4x)	28
Pye	4	1	3	11
Owen	3	--	2 (3x)	21 (18 at GWU)
Adams	2	1	3	5
Michallas	1	--	1	2
Coleman	1	--	2	1
Chelemen	1	--	2	11
Brown	--	--	--	7
Whitaker	--	--	--	6 (5 at WSU)
Kenney	--	--	--	1

*career-high or tied career-high

Multi-RBI Games

Name	2022	3+	'22-best	Career total
Stevenson	9	4	5	37
Pye	8	3	4	22
Love	7	2	4	7
Harrell	6	3	3 (3x)	40
Adams	4	1	4	18
Feringa	3	--	2	3
Chelemen	2	--	2 (2x)	7
Michallas	2	--	2 (2x)	4
Kenney	2	2	3 (2x)	3
Lucas	2	--	2 (2x)	2
Owen	1	--	2	17 (16 at GWU)
Whitaker	1	--	2	14 (12 at WSU)
Brown	1	1	3	5
Coleman	1	--	2	1

*career-high or tied career-high

Hitting Streaks

Name	'22-best	Current	Career-best
Harrell	10	1	10 (2022)
Stevenson	7	--	10 (2019 & '21)
Love	7	--	7
Pye	6	2	12 (2021)
Michallas	6	--	6 (2022)
Feringa	6	--	6
Owen	6	2	6 (3x '19, '22)
Whitaker	4	2	6 (2019)
Chelemen	3	1	6 (2021)
Adams	2 (4x)	2	10 (2020)
Kenney	2 (2x)	1	2 (2022)
Lucas	2	--	2
Coleman	2 (2x)	--	2
Brown	2	1	6 (2019)

Reaching Base Streaks (H, BB, HBP, FC, E)

Name	'22-best	Current	Career-best
Stevenson	15	15	22 (2019 & '20)
Harrell	13	12	24 (2019)
Love	13	--	13
Pye	11	2	24 (2020)
Michallas	10	10	10 (2022)
Lucas	9	--	9
Adams	8	2	15 (2020)
Owen	7	2	15 (2019)
Feringa	7	1	7
Coleman	5	1	5
Whitaker	5	5	6 (2021)
Kenney	4 (2x)	4	4 (2022)
Chelemen	3 (3x)	3	9 (2020 & '21)
Brown	2 (3x)	1	19 (2020)
Ulrich	1	1	1

Scoring a Run Streaks

Name	'22-best	Current	Career-best
Harrell	5	4	6 (2021)
Pye	5	2	5 (2022)
Love	5	--	5
Stevenson	5 (2x)	5	7 (2019)
Owen	4	2	6 (2019 & '20)
Coleman	4	1	4
Michallas	4	--	4 (2022)
Kenney	3	--	4 (2021)
Feringa	2 (2x)	2	2
Adams	2 (4x)	2	3 (2020)
Chelemen	2 (2x)	2	4 (2020 & '21)
Lee	2 (2x)	--	2
Ulrich	2	--	2
Lucas	2	--	2
Brown	2 (2x)	1	4 (2019)
Whitaker	1	1	6 (2019)

Games Reaching Base Safely

Name	2022	2+	Career
Harrell	26	23	176
Pye	25	16	*73
Stevenson	23	18	121
Love	22	13	22
Owen	18	10	*18
Adams	16	12	103
Chelemen	13	5	*58
Feringa	12	2	12
Kenney	11	2	15
Michallas	11	2	*16
Lucas	10	5	10
Coleman	9	3	9
Whitaker	9	4	*26
Brown	7	3	100
Ulrich	1	--	1

* at Marshall

Games With a Hit

Name	2022	2+	Career/2+
Harrell	23	14	131/54
Pye	20	9	62/32
Stevenson	19	10	96/43
Love	18	6	18/6
Owen	15	8	69/32
Adams	11	4	75/24
Michallas	10	1	18/2
Feringa	9	1	9/1
Chelemen	8	4	42/19
Kenney	8	1	11/1
Whitaker	7	1	69/24
Brown	5	2	74/28
Coleman	5	1	5/1
Lucas	4	1	4/1

Games With a Run Scored

Name	2022	2+	Career/2+
Stevenson	19	4	85/28
Harrell	17	8	98/25
Pye	15	4	41/11
Love	13	5	13/5
Owen	12	3	57/21
Coleman	12	1	12/1
Adams	11	2	38/5
Chelemen	10	1	47/11
Lee	8	--	8/0
Brown	7	--	57/7
Michallas	6	1	15/2
Kenney	6	--	11/1
Feringa	6	--	6/0
Lucas	5	--	5/0
Whitaker	4	--	41/6
Ulrich	2	--	2/0

Games With an RBI

Name	2022	2+	Career/2+
Stevenson	15	9	68/37
Pye	15	8	40/22
Harrell	14	6	93/40
Love	12	7	12/7
Adams	9	4	45/18
Owen	8	1	50/17
Feringa	5	3	5/3
Chelemen	4	2	18/7
Lucas	4	2	4/2
Whitaker	3	1	36/14
Michallas	3	2	11/4
Kenney	3	2	6/3
Brown	1	1	19/5
Coleman	1	1	1/1

WHERE THE HERD RANKS

Herd NCAA Rankings top 50 (C-USA rank)

As of 3/31/22

Doubles Per Game	5th (1st)	2.04
Total Doubles	6th (1st)	57
On Base Percentage	7th (1st)	.428
Batting Average	11th (1st)	.332
Slugging Percentage	11th (1st)	.564
Strikeout-to-Walk Ratio	19th (2nd)	4.16
Scoring (Runs Per Game)	15th (1st)	6.61
Shutouts	27th (2nd)	8
Home Runs Per Game	24th (1st)	1.25
Earned Run Average	47th (3rd)	2.60
Win/Loss Percentage	50th (4th)	.679

Player NCAA Rankings

Shutouts	Sydney Nester	2nd (1st)	7
Strikeouts	Sydney Nester	2nd (1st)	172
On Base Percentage	Aly Harrell	2nd (1st)	.642
Batting Average	Aly Harrell	5th (1st)	.506
Innings Pitched	Sydney Nester	10th (3rd)	115.0
Home Runs	Mya Stevenson	15th (2nd)	11
Walks/Game	Aly Harrell	16th (1st)	0.79
Home Runs/Game	Mya Stevenson	17th (1st)	0.39
Slugging Percentage	Mya Stevenson	18th (1st)	.900
Strikeouts/7 Innings	Sydney Nester	18th (1st)	10.5
Victories	Sydney Nester	20th (3rd)	12
Saves	Sydney Nester	23rd (2nd)	2
Toughest to Strikeout	Aly Harrell	27th (3rd)	25.7
RBI/Game	Mya Stevenson	30th (2nd)	1.11
Total Bases	Mya Stevenson	34th (3rd)	72
Sacrifice Bunts/Game	Alex Coleman	36th (3rd)	0.22
Strikeout-to-Walk Ratio	Sydney Nester	37th (2nd)	6.37
Hits Allowed/7 Innings	Sydney Nester	37th (1st)	4.38
Earned Run Average	Sydney Nester	43rd (2nd)	1.52

Conference USA Standings

As of 3/31/22

East Division	Conf.	CPCT.	Overall	PCT.
(RV) WKU	6-3	.667	22-7	.759
Florida Atlantic	6-3	.667	18-17	.514
Marshall	3-3	.500	19-9	.679
Charlotte	4-5	.444	22-11	.667
Middle Tennessee	2-4	.333	15-19	.441
FIU	1-5	.167	15-17	.469

West Division	Conf.	CPCT.	Overall	PCT.
UAB	8-1	.889	20-11	.645
North Texas	7-2	.778	18-7	.720
Louisiana Tech	5-4	.556	20-14	.588
UTSA	3-3	.500	9-18	.333
UTEP	2-7	.222	12-20	.375
Southern Miss	1-8	.111	20-15	.571



MILESTONE WATCH

200 Career Starts		10 Career Home Runs	
Aly Harrell	190 (195 games played)	Madison Whitaker	10 (8 at WSU, 2 at MU) Reached 10 with 2-run shot vs. Saint Joseph's 2/11/22
150 Career Starts		Katie Adams	11 Reached 10 vs. Purdue Fort Wayne 3/3/22
Mya Stevenson	144 (147 games played)	150 Career RBI	
Armani Brown	135 (149 games played)	Aly Harrell	156 Reached 150 vs. Norfolk State 3/11/22
Madison Whitaker	128 (145 games played)	Mya Stevenson	145
100 Career Starts		100 Career RBI	
Katie Adams	106 (150 games played) Reached 100 at Ohio 3/16/22	Autumn Owen	81 (72 at GWU, 9 at MU)
Autumn Owen	105 (107 games played) Reached 100 at UAB 3/19/22	50 Career Wins	
Saige Pye	84 (110 games played)	Sydney Nester	43 (31 at NCST, 12 at MU) Reached 40 vs. Fairfield 3/11/22
Grace Chelemen	69 (118 games played)	20 Career Wins	
200 Career Hits		Cailey Joyce	18 (8 at LaSalle, 10 at MU) Reached 10 at Marshall vs. Middle Tennessee 3/26/22
Aly Harrell	199	100 Career Appearances	
150 Career Hits		Sydney Nester	105 (83 at NCST, 22 at MU) Reached 100 at Ohio 3/16/22
Mya Stevenson	145	50 Career Starts	
100 Career Hits		Sydney Nester	63 (46 at NCST, 17 at MU) Reached 50 vs. South Carolina 2/19/22
Autumn Owen	112 (88 at GWU, 24 at MU) Reached 100 vs. MD Eastern Shore 3/5/22	Cailey Joyce	36 (16 at LaSalle, 20 at MU)
Armani Brown	105 Reached 100 vs. Fairfield 3/11/22	400 Career Innings Pitched	
Madison Whitaker	103 (86 at WSU, 17 at MU) Reached 100 at Coastal Carolina 2/18/22	Sydney Nester	456.0 (341.0 at NCST, 115.0 at MU) Reached 100 with Marshall at UAB 3/20/22 Reached 400 vs. MD Eastern Shore 3/4/22
Katie Adams	102 Reached 100 vs. Middle Tennessee 3/26/22	300 Career Innings Pitched	
Saige Pye	105 (3 at GT, 102 at MU) Reached 100 at UAB 3/19/22	Cailey Joyce	268.1 (168.2 at LaSalle, 99.2 at MU)
Grace Chelemen	66 (1 at Mich., 65 at MU)	100 Career Innings Pitched	
100 Career Runs		Ashley Blessin	88.2
Aly Harrell	125 Reached 100 vs. LA Tech 5/12/21	500 Career Strikeouts	
Mya Stevenson	115 Reached 100 vs. Howard 2/26/22	Sydney Nester	516 (344 at NCST, 172 at MU) Reached 400 vs. Kent State 2/25/22 Reached 100 with Marshall vs. UMES 3/4/22 Reached 450 vs. Winthrop 3/5/22 Reached 500 vs. Middle Tennessee 3/25/22
50 Career Runs		200 Career Strikeouts	
Grace Chelemen	58 (10 at Mich., 48 at MU) Reached 50 vs. Saint Joseph's 2/12/22	Cailey Joyce	156 (91 at LaSalle, 65 at MU) Reached 150 vs. MD Eastern Shore 3/5/22
Madison Whitaker	53 (43 at WSU, 10 at MU) Reached 50 on 2-run HR vs. Saint Joseph's 2/11/22	1,200 Career Putouts	
50 Career Doubles		Aly Harrell	1,104 Reached 1,000 vs. Howard 2/26/22 Reached 1,100 vs. Middle Tennessee 3/27/22
Aly Harrell	45	500 Career Putouts	
25 Career Doubles		Autumn Owen	505 (449 at GWU, 56 at MU) Reached 500 vs. Fairfield 3/13/22
Mya Stevenson	30 Reached 25 vs. Fordham 2/20/22	250 Career Assists	
Katie Adams	26 Reached 25 vs. Middle Tennessee 3/25/22	Madison Whitaker	227 (193 at WSU, 34 at MU)
Madison Whitaker	23 (16 at WSU, 7 at MU)	Armani Brown	200
Autumn Owen	24 (19 at GWU, 5 at MU)	20 Career Home Runs	
10 Career Triples		Saige Pye	23 (1 at GT, 22 at MU) Reached 20 vs. Purdue Fort Wayne 3/3/22
Autumn Owen	8	Autumn Owen	19 (17 at GWU, 2 at MU)
50 Career Home Runs			
Mya Stevenson	51 Reached 50 vs. Middle Tennessee 3/25/22		
Aly Harrell	44		
20 Career Home Runs			
Saige Pye	23 (1 at GT, 22 at MU) Reached 20 vs. Purdue Fort Wayne 3/3/22		
Autumn Owen	19 (17 at GWU, 2 at MU)		



Aly Harrell needs just 1 more hit to become the 12th member of the MUSB 200 Hits Club.



Mya Stevenson became the 2nd player in MUSB History with 50 home runs with a bomb against Middle Tennessee in game one.



Sydney Nester recorded her 500th career strikeout in the second inning of game one versus Middle Tennessee.

RECORD BOOK WATCH

CAREER

Batting Average (min. 200 AB)
 1. .451 - Morgan Zerkle 2014-17
2. .413 - Saige Pye 2020-Pres.
 3. .410 - Kaelynn Greene 2013-16
 4. .405 - Rachel Folden 2005-08
5. .395 - Aly Harrell 2018-Pres.
 6. .370 - Amanda Williams 2003-06
 7. .355 - Sierra Davenport 2001-04
 8. .352 - Elicia D'Orazio 2015-18
9. .340 - Mya Stevenson 2019-Pres.
 10. .333 - Jeanne Noble 1994-95
 11. .327 - Jordan Colliflower 2015-18
 12. .321 - Caitlyn Jackson 2007-10
 13. .318 - Joscelyn Bitner 2006-09
 14. .317 - Ashley Gue 2010-13
 15. .312 - Nichole Corrigan 1999-02
 16. .312 - Shaelynn Braxton 2013-15, '17
 17. .311 - Carrie Hinkle 1994-97
 18. .319 - Heather Michaelis 1994-95
 19. .307 - Emileigh Cooper 2012-15
 20. .305 - Rebecca Gamby 2009-12
 21. .305 - Taylor Thompson 2010-12
22. .305 - Grace Chelemen 2020-Pres.
23. .302 - Katie Adams 2018-Pres.

Slugging Percentage (min. 200 AB)
1. .782 - Mya Stevenson 2019-Pres.
 2. .770 - Rachel Folden 2005-08
3. .746 - Aly Harrell 2018-Pres.
4. .741 - Saige Pye 2020-Pres.
 5. .637 - Sierra Huerta 2019-21

On Base Percentage (min. 200 AB)
1. .561 - Aly Harrell 2018-Pres.
 2. .519 - Rachel Folden 2005-08
3. .490 - Saige Pye 2020-Pres.
 4. .489 - Morgan Zerkle 2014-17
 5. .463 - Sierra Huerta 2019-21
 6. .447 - Amanda Williams 2003-06
 7. .439 - Kaelynn Greene 2013-16
 8. .430 - Heather Michaelis 1994-95
9. .429 - Mya Stevenson 2019-Pres.
 10. .405 - Rebecca Gamby 2009-12
 11. .403 - Savannah Webster 2013-14
12. .391 - Katie Adams 2018-Pres.
 13. .384 - Alycia Hively 2009-13
 14. .384 - Elicia D'Orazio 2015-18

Toughest to Strikeout (K/AB & min. 200 AB)
 1. .059 - Carrie Hinkle (44 K/743 AB) 1994-97
2. .062 - Aly Harrell (31 K/504 AB) 2018-Pres.
 3. .062 - Aimee Anderson (22 K/354 AB) 1996-97
 4. .070 - Caitlyn Jackson (46 K/661 AB) 2007-10

Runs Scored
 6. 137 - Carrie Hinkle 1994-97
 7. 133 - Sierra Davenport 2001-04
 8. 125 - Jessica Williams 2003-06
125 - Aly Harrell 2018-Pres.
 10. 120 - Stefanie Cook 1995-98
12. 115 - Mya Stevenson 2019-Pres.
 11. 114 - Shaelynn Braxton 2013-15, '17

Hits
 10. 204 - Nichole Corrigan 1999-2001
 11. 201 - Jessica Williams 2003-06
12. 199 - Aly Harrell 2018-Pres.
 13. 197 - Shaelynn Braxton 2013-15, '17
 14. 191 - Alianna Telles 2009-12

Doubles
 2. 63 - Rachel Folden 2005-08
3. 45 - Aly Harrell 2018-Pres.
 4. 43 - Vanessa Clarkson 1999-2002
 43 - Taylor McCord 2015-18
 ...
 11. 35 - Samantha Rodriguez 2005-08
 12. 34 - Nichole Corrigan 1999-2002
 34 - Caitlyn Jackson 2007-10
 14. 32 - Katalin Lucas 2013-16
 32 - Briana Daiss 2016-19
16. 30 - Mya Stevenson 2019-Pres.

Home Runs
 1. 58 - Rachel Folden 2005-08
2. 51 - Mya Stevenson 2019-Pres.
3. 44 - Aly Harrell 2018-Pres.
 ...
 10. 26 - Brianna Daiss 2016-19
 11. 25 - Sierra Huerta 2019-21
 12. 23 - Alycia Hively 2009-13
13. 22 - Saige Pye 2020-Pres.
 14. 21 - Raquel Escareno 2013-16
 15. 20 - Amanda Williams 2003-06

RBI
 1. 196 - Rachel Folden 2005-08
 2. 171 - Shaelynn Braxton 2013-15, '17
3. 156 - Aly Harrell 2018-Pres.
4. 145 - Mya Stevenson 2019-Pres.
 5. 143 - Samantha Rodriguez 2005-08
 6. 142 - Amanda Williams 2003-06
 7. 138 - Jazmine Valle 2010-13
 8. 126 - Leigh Wintter 2003-06

Total Bases
 2. 408 - Amanda Williams 2003-06
 3. 381 - Morgan Zerkle 2014-17
4. 376 - Aly Harrell 2018-Pres.
 5. 348 - Shaelynn Braxton 2013-15, '17
6. 334 - Mya Stevenson 2019-Pres.
 7. 323 - Alianna Telles 2009-12
 8. 318 - Jazmine Valle 2010-13

Walks
1. 153 - Aly Harrell 2018-Pres.
 2. 147 - Rachel Folden 2005-08

Intentional Walks
 1. 25 - Rachel Folden 2005-08
 2. 7 - Alianna Telles 2009-12
3. 6 - Aly Harrell 2018-Pres.
4. 4 - Katie Adams 2018-Pres.

HBP
 1. 53 - Marcena Bertoldo 2007-10
 2. 46 - Sierra Huerta 2019-21
3. 42 - Aly Harrell 2018-Pres.
 4. 38 - Rebecca Gamb 2009-12
 5. 35 - Vanessa Clarkson 1999-02

Games Reached Base Safely
 (Hit, BB, IBB, HBP, Error or Fielder's Choice)
 7. 181 - Alianna Telles 2009-12
 8. 179 - Jazmine Valle 2010-13
 9. 176 - Caitlyn Jackson 2007-10
 176 - Morgan Zerkle 2014-17
176 - Aly Harrell 2018-Pres.
 12. 174 - Taylor McCord 2015-18

Fielding Percentage (min. 200 chances)
 1. .993 - Carrie Michaelis 1996
 2. .990 - Rossana Panuco 1997
3. .988 - Aly Harrell 2018-Pres.
 4. .985 - Karri Britt 2000-03
 .985 - Allis Webb 2001-04
 .985 - Elizabeth DeShields 2018

Putouts
 3. 1,200 - Rebecca Gamby 2009-12
 4. 1,146 - Taylor McCord 2015-18
5. 1,104 - Aly Harrell 2018-Pres.
 6. 1,013 - Rachel Folden 2005-08

Double Plays Turned
 1. 55 - Sara Spenia 2003-06
 2. 33 - Elicia D'Orazio 2015-18
3. 31 - Aly Harrell 2018-Pres.
 4. 30 - Melanie Stoehr 2008-11
 5. 27 - Jessica Williams 2003-06

SINGLE SEASON

Batting Average (min. 75 AB)
 1. .506 - Morgan Zerkle (89-176) - 2015
.506 - Aly Harrell (39-77) - 2022
 3. .486 - Kaelynn Green (86-177) - 2016
 4. .482 - Morgan Zerkle (54-112) - 2016
 5. .476 - Morgan Zerkle (79-166) - 2017

Slugging Percentage (min. 75 AB)
 1. .910 - Mya Stevenson (78 AB) - 2020
2. .900 - Mya Stevenson (80 AB) - 2022
 3. .902 - Rachel Folden (153 AB) - 2008
 4. .863 - Saige Pye (80 AB) - 2020
 5. .833 - Sierra Huerta (78 AB) - 2020

On Base Percentage (min. 75 AB)
1. .642 - Aly Harrell (77 AB) - 2022
 2. .578 - Aly Harrell (133 AB) - 2019
 3. .562 - Rachel Folden (153 AB) - 2008
 4. .560 - Rachel Folden (157 AB) - 2007
 5. .549 - Morgan Zerkle (176 AB) - 2015

Toughest to Strikeout K/AB (min. 75 AB)
 1. .032 - Caitlyn Jackson 5/157 - 2009
 .032 - Aly Harrell 3/94 - 2021
3. .039 - Aly Harrell 3/77 - 2022
 4. .040 - Carrie Hinkle 9/224 - 1996
 5. .044 - Katie Adams 4/91 - 2021

Home Runs
 7. 13 - Samantha Rodriguez - 2008
 8. 12 - Alianna Telles - 2010
 12 - Rebecca Gamby - 2011
 12 - Taylor McCord - 2017
 12 - Mya Stevenson - 2020
 12. 11 - Samantha Rodriguez - 2007
 11 - Aly Harrell - 2018
11 - Mya Stevenson - 2022
 15. 10 - Leigh Wintter - 2005
 10 - Jazmine Valle - 2010
 10 - Jazmine Valle - 2012
 10 - Briana Daiss - 2016
 10 - Aly Harrell - 2021
**** 8 - Saige Pye - 2022 ****

Lowest ERA (min. 50 IP)
 1. 1.01 - Sara Gulla (201.1 IP) - 2000
 2. 1.32 - Randi Nielson (196.0 IP) - 2003
 3. 1.43 - Cristy Waring (271.1 IP) - 1996
 4. 1.46 - Natasha Johnson (124.2 IP) - 2000
 5. 1.50 - Andi Williamson (238.0 IP) - 2012
6. 1.52 - Sydney Nester (115.0 IP) - 2022
 7. 1.59 - Cristy Waring (292.0 IP) - 1997
 8. 1.66 - Randi Nielson (168.1 IP) - 2004

Lowest Opp. Batting Avg. (min. 50 IP)
1. .171 - Sydney Nester (115.0 IP) - 2022
 2. .180 - Natasha Johnson (124.2 IP) - 2000
 3. .193 - Jordan Dixon (280.2 IP) - 2017
 4. .195 - Randi Nielson (196.0 IP) - 2003
 .195 - Andi Williamson (238.0 IP) - 2012

Fewest BBs Allowed/7 inn. (min. 50 IP)
 4. 1.50 - Sara Gulla (228.2 IP) - 2001
 5. 1.51 - Melissa Frost (148.0 IP) - 1996
 6. 1.53 - Sara Gulla (201.1 IP) - 2000
 7. 1.59 - Natalee Pulver (101.2 IP) - 2012
 8. 1.60 - Sierra Davenport (166.1 IP) - 2001
 9. 1.62 - Sara Gulla (164.0 IP) - 1999
10. 1.64 - Sydney Nester (100.0 IP) - 2022

Most Ks/7 inn. (min. 50 IP)
1. 10.47 - Sydney Nester (100.0 IP) - 2022
 2. 8.27 - Sara Gulla (228.2 IP) - 2013
 3. 7.90 - Andi Williamson (322.2 IP) - 2013
 4. 7.88 - Andi Williamson (238.0 IP) - 2012

Shutouts
 3. 10 - Cristy Waring - 1996
 4. 8 - Sara Gulla - 2000
 8 - Andi Williamson - 2012
 8 - Jordan Dixon - 2017
 7. 7 - Sara Gulla - 2001
 7 - Randi Nielson - 2003
 7 - Randi Nielson - 2005
 7 - Andi Williamson - 2013

7 - Jordan Dixon - 2015
7 - Sydney Nester - 2022

Strikeouts
 8. 214 - Sara Gulla - 2000
 9. 197 - Cristy Waring - 1996
 197 - Cristy Waring - 1997
 11. 187 - Abigail Tolbert - 2019
12. 172 - Sydney Nester - 2022
 13. 167 - Sara Gulla - 1999

2022 TRENDS	
MARSHALL'S RECORD WHEN...	
at Home	11-0
Away	2-5
Neutral	6-4
Conference	3-3
Non-Conference	16-6
Record	19-9
Longest winning streak	11
Longest losing streak	4
Current streak	W - 3
Largest margin of victory	13
Largest margin of loss	8
One-Run Games	1-5
Two-Run Games	2-2
Three-Four Run Games	4-1
Five-Plus Run Games	12-1
Scoring zero-two runs	0-4
Scoring three-five runs	2-3
Scoring six-nine runs	14-2
Scoring 10+ runs	2-0
Out hit the opponent	16-2
Gets out hit by opponent	1-5
Hits are Even	2-2
Records five or fewer hits	1-4
Records six-nine hits	9-3
Records 10+ hits	9-2
In extra innings	0-0
In shutouts	8-2
Scoring first	16-2
Opponent scores first	3-7
Scoring in first inning	13-2
Ahead after fourth inning	17-2
Ahead after fifth inning	12-2
Ahead after sixth inning	9-1
Trailing after fourth inning	2-6
Trailing after fifth inning	1-4
Trailing after sixth inning	0-7
Tied after fourth inning	0-1
Tied after fifth inning	0-2
Tied after sixth inning	0-0
February	8-5
March	11-4
April	
May	

THE LAST TIME...	
Occurred in 2022 in <i>Bold, Italics and Green</i>	
^^ - Team Record	
Offense	
<i>Scored 10-14 Runs</i> (2x in 2022) 14 vs. Maryland Eastern Shore, 3/5/22 (W, 14-1)	
<i>Scored 15+ Runs</i> 15 vs. Howard, 2/25/22 (W, 15-2)	
..... previously, 15 at No. 11 Kentucky, 3/11/20 (L, 16-15)	
<i>Recorded 10-14 Hits</i> (10x in 2022) 10 vs. Middle Tennessee, 3/27/22 (W, 9-1)	
<i>Recorded 15+ Hits</i> 16 vs. Maryland Eastern Shore, 3/5/22 (W, 14-1)	
..... previously, 16 vs. Louisiana Tech at C-USA Tourn., 5/12/21 (W, 9-2)	
<i>Hit 4-5 Doubles</i> (4x in 2022) 4 vs. Fairfield, 3/13/22 (W, 8-4)	
..... 7x in 2021	
<i>Hit 6+ Doubles</i> ^^7 vs. Middle Tennessee, 3/27/22 (W, 9-1)	
<i>previous record, 6 at Chattanooga, 3/20/21 (W, 9-2) & vs. UNC Greensboro, 2/8/15 (W, 8-0)</i>	
<i>Hit 2+ Triples</i> ^^2 vs. East Tennessee State, 2/21/20 (W, 5-4)	
..... done 13 times since 2000	
<i>Hit 2-4 Home Runs</i> (8x in 2022) 3 vs. Middle Tennessee, 3/26/22 (W, 9-1)	
<i>Hit 5+ Home Runs</i> **5 vs. Saint Joseph's, 2/12/22 (W, 8-0)	
..... previously, 5 at No. 11 Kentucky (2x in 2020), 3/11/20, (L, 16-15)	
..... done 5 times since 2000	
..... others at NKU 4/9/14, vs. Presbyterian 2/16/19 & vs. Delaware State 2/28/20	
30+ Total Bases..... 30 vs. Delaware State, 2/28/20 (W, 8-0)	
<i>Drew 5-9 Walks</i> (7x in 2022) 6 vs. Middle Tennessee, 3/27/22 (W, 9-1)	
<i>Drew 10+ Walks</i> 10 vs. Howard, 3/20/21 (W, 9-2)	
..... ^^13 vs. Kent State, 3/6/11 (W, 17-16)	
<i>3-4 Hit-By-Pitches</i> (2x in 2022) at Ohio, 3/16/22 (L, 8-7)	
<i>5+ Hit-By-Pitches</i> 5 vs. Howard, 2/26/22 (W, 9-2)	
2+ Intentional Walks..... 2 at Florida Gulf Coast, 3/21/18 (W, 8-4)	
<i>10+ Combined BBs & HBPs</i> (2x in 2022) at Ohio, 3/16/22 (L, 8-7)	
..... (2x in 2021)	
<i>Stole 5-7 Bases</i> 5 vs. Howard, 2/26/22 (W, 9-2)	
..... previously, 5 vs. UTSA, 3/23/19 (W, 7-0)	
<i>Stole 8-9 Bases</i> 8 at Virginia Tech, 4/21/17 (W, 8-3)	
<i>Stole 10+ Bases</i> 11 vs. UMass-Lowell, 2/17/18 (W, 4-2)	
<i>2+ Sacrifice Flies</i> ^^3 at Hampton, 2/28/20 (W, 12-3)	
..... done 4 times since 2000	
4+ Sacrifices..... 4 vs. Cal Poly, 2/9/19 (W, 6-5)	
<i>Struck Out 10+ Times</i> 14 vs. Kent State, 2/25/22 (L, 1-0)	
..... previously, 14 at Kennesaw State, 2/22/20 (L, 10-6)	
<i>Had 0 Strikeouts</i> vs. Fairfield, 3/13/22 (W, 8-4)	
..... the other vs. South Carolina, 2/19/22	
<i>Was No Hit</i> at No. 12 USF, 2/8/13 (L, 8-0) (480 games)	
Pitching	
<i>Pitched a No-Hitter</i> vs. Purdue Fort Wayne (5 inn), 3/3/22 (W, 11-0)	
..... previously, May 11, 2017 vs. WKU at the C-USA Tournament (W, 2-0)	
<i>Pitched 10+ Strikeouts</i> (9x in 2022) 15 vs. Fairfield, 3/13/22 (W, 8-4)	
<i>Pitched 0 Walks</i> (7x in 2022) at UAB (game 1), 3/19/22 (L, 1-0)	
<i>Pitched 0 BBs back-2-back</i>vs. Purdue Fort Wayne (W, 8-0) & UMES, 3/4/22 (W, 4-0)	
..... previously, at MTSU (L, 6-2) & vs. FAU (W, 1-0), 4/11-4/16/21	
<i>Pitched 5-9 Walks</i> 7 at Ohio, 3/16/22 (L, 8-7)	
<i>Pitched 10+ Walks</i> 13 at USF, 2/21/15 (L, 18-5)	
<i>Held a Team Without a Run</i> (8x in 2022) vs. Fairfield, 3/11/22 (W, 8-4)	
..... prior to this season, vs. FAU (4x in 2021), 4/16/21 (W, 1-0)	
<i>Allowed 10+ Runs</i> 13 at Charlotte, 5/8/21 (L, 13-2)	
<i>Allowed 10+ Hits</i> (5x in 2022) 11 at UAB, 3/20/22 (L, 8-7)	
<i>Pitched Consecutive Shutouts</i> 4 games 3/3-5/22	
..... vs. Purdue Fort Wayne 2x, vs. UMES & vs. Winthrop	
..... 4 games May 4-9, 2019 vs. Florida Atlantic (2x), UTSA and North Texas	
Defense	
30+ Putouts 30 vs. WKU (10 inn.), 3/13/15 (W, 2-0)	
<i>10-14 Assists</i> (3x in 2022) 11 vs. Norfolk State, 3/11/22 (W, 7-6)	
..... previously, 11 vs. Charlotte (5x in 2021), 5/12/21 (L, 8-4)	
15+ Assists 15 vs. Louisville, 4/23/19 (L, 5-4)	
<i>3-4 Errors</i> (2x in 2022) 3 vs. South Carolina, 2/19/22 (L, 7-3)	
5+ Errors..... 5 vs. Lipscomb, 2/14/20 (L, 14-6)	
2+ Double Plays 2 at No. 11 Kentucky, 3/11/20 (L, 16-15)	
<i>5-7 Stolen Bases Allowed</i> (2x in 2022) 6 vs. South Carolina, 2/19/22 (L, 7-3)	
8+ Stolen Bases Allowed..... ^^9 at Georgia, 2/23/02 (L, 6-1)	
..... **NCAA All-time leader Nicole Barber had 3	
<i>Current Errorless Streak</i> 8, last error top 4th vs. Middle Tennessee, 3/26/22 (W, 9-1)	
Beat a Top 25 Team April 2, 2008, at #24 Ohio State (11-0 & 6-1)	

THE LAST TIME...BY A MARSHALL PLAYER

Hit for the Cycle.....	Mya Stevenson 4-for-4 (3B, 1B, HR, 2B) at Charlotte (1), 3/16/19 (W, 7-5)
.....	only other cycle in team history by Jeanne Noble vs. Dayton in 1994
Had 4 Hits.....	Lauren Love 4-for-4 vs. Howard, 2/25/22 (W, 15-2)
.....	previously, Aly Harrell 4-of-5 vs. Florida Atlantic, 4/17/21 (W, 8-7)
Had 5+ Hits.....	^^Morgan Zerkle, 5-for-5 vs. Bucknell, 2/14/15 (W, 11-3)
Scored 3+ Runs	Saige Pye (3) vs. Fairfield, 3/13/22 (W, 8-4)
.....	Last time 2 players scored 3-4 runs in same game, Eloise Tribolet (3) & Elicia D'Orazio (3) at UNC Greensboro 3/21/17 (W, 13-3)
Drove in 3-4 Runs.....	(14x in 2022) Mya Stevenson (3) vs. Middle Tennessee, 3/26/22 (W, 9-1)
Drove in 5+ Runs.....	Mya Stevenson, 5 at UAB, 3/20/22 (L, 8-7)
.....	previously, Kat Sackett, 6 at Middle Tennessee, 4/9/21 (W, 10-4)
Hit 2 Doubles	(6x in 2022 Stevenson-2x) Katie Adams & Grace Chelemen vs. Middle Tennessee, 3/27/22 (W, 9-1)
Hit 3+ Doubles	^^Saige Pye, 3 vs. Florida Atlantic (game 2), 4/17/21 (W, 8-7)
.....	^^the others Deanna Tourville, 3 vs. Ohio, 4/16/05 & Nichole Corrigan, 3 vs. Miami (OH), 5/5/00
Hit 2+ Triples.....	^^Amanda Williams, 2 vs. Bowling Green, 3/31/04 (W, 10-1)
Hit 2 Home Runs	Mya Stevenson, 2 at UAB, 3/20/22 (L, 8-7)
.....	previously, Kat Sackett, 2 at Middle Tennessee, 4/9/21 (W, 10-4)
Hit 3+ Home Runs	^^Shaelynn Braxton, 3 at Northern Kentucky, 4/9/14 (W, 17-0)
.....	^^the other Rachel Folden, 3 vs. Austin Peay, 3/4/06 (W, 8-0)
Hit Back-to-Back HRs.....	Mya Stevenson & Kat Sackett 3rd inn. vs. Florida Atlantic, 4/17/21 (L, 11-9)
Hit back-to-back-to-back HRs.....	^^Rachel Folden (inside-the-park), Samantha Rodriguez, Caitlyn Jackson
.....	at Morehead State, 4/15/08 (W, 3-1)
Walked 3 Times.....	(4x in 2022 all by Harrell) Aly Harrell vs. Middle Tennessee, 3/27/22 (W, 9-1)
Walked 4+ Times.....	^^Aly Harrell, 4 vs. WKU, 4/7/19 (W, 8-7)
.....	done 4 times since 2000
.....	^^Jessica Williams (2x) vs. BGSU 2/14/03 & vs. Southern Miss, 5/11/06, Raquel Escareno at Wright State, 4/16/14
HBP 2 Times	(2x in 2022 Pye & Harrell) Aly Harrell at Ohio, 3/16/22 (L, 8-7)
HBP 3 Times	^^Aly Harrell at No. 20 James Madison, 3/27/19 (L, 8-5)
.....	^^the other Sarah Chamberlain vs. Buffalo, 3/29/02
Stole 3-4 Bases.....	Hannah Giammarino, 3 vs. Rider, 3/3/19 (W, 10-2)
Stole 5+ Bases.....	^^Morgan Zerkle, 5 vs. Delaware State, 3/5/17 (W, 9-3)
.....	^^ the other Kaelynn Greene, 5 vs. Toledo, 3/15/16
Had a Walk-Off HR.....	Rachel Rousseau (solo leadoff) 8th inn. vs. WKU, 4/7/19 (W, 8-7)
Had a Walk-Off 3B.....	Jazmine Valle (Bri Anna Hope scored) 11th inn. vs. Memphis, 3/29/13 (W, 1-0)
.....	first walk-off triple in program history since 2000
Had a Walk-Off 2B.....	Aly Harrell (Paige Halliwill scored) 9th inn. vs. Florida Atlantic (game 2), 4/17/21 (W, 8-7)
Had a Walk-Off 1B.....	Blakely Burch (Rachel Pennington scored) 8th inn. vs. East Tennessee State, 2/21/20 (W, 5-4)
Had a Walk-Off Stolen Base.....	Elicia D'Orazio stole home in bottom 8th vs. Lipscomb (2-1), 2/10/17 (W, 2-1)
Had a Walk-Off Walk	Marcena Bertoldo (Jessica Hughes scored) 9th inn. vs. East Carolina (8-7), 2/19/10 (W, 8-7)
Had a Walk-Off Sac Fly	Alyssa Woodrum (Jazmine Valle scored) 8th inn. vs. Florida Atlantic (2-1), 2/10/13 (W, 2-1)
Had a Walk-Off Sac Bunt	Melissa Loesing (Samantha Spurlock scored) 7th inn. vs. Boston, 2/26/10 (W, 13-12)
.....	completed 7-run inning as MUSB trailed 12-6 entering bottom of 7th
Had a Walk-Off on an Error.....	Jessica Hughes (Marcena Bertoldo scored on E6) 9th inn. vs. Wright State (5-4), 4/14/10 (W, 5-4)
Allowed a Walk-Off.....	at UAB by Jolie Readeaux - 7th inn. 2 RBI 3B, 3/20/22 (L, 8-7)
.....	the other by Caitlin Fogue of Ohio - 7th inn. RBI GO 3U, 3/16/22
Pitched 10+ Innings	Jordan Dixon, 11.1 vs. Illinois NCAA Regionals, 5/18/17 (L, 3-2)
Struck Out 10+ Batters	(8x in 2022 all Nester) Sydney Nester, 15 vs. Fairfield, 3/13/22 (W, 8-4)
.....	previously, Jordan Dixon, 10 at Virginia Tech, 4/21/17 (W, 8-3)
Pitched a Shutout	(8x in 2022 Nester-7, Joyce-1) Sydney Nester vs. Fairfield, 3/11/22 (W, 8-0)
Pitched a No-Hitter	Sydney Nester vs. Purdue Fort Wayne (5 inn.), 3/3/22 (W, 11-0)
.....	previously, Jordan Dixon vs. WKU C-USA Tourn., 5/11/17 (W, 2-0)
Recorded 10+ Putouts	(7x in 2022) Autumn Owen, 16 vs. Fairfield, 3/13/22 (W, 8-4)
Recorded 4-5 Assists.....	(6x in 2022) Autumn Owen, 5 vs. Middle Tennessee, 3/26/22 (W, 9-1)
Recorded 6+ Assists.....	^^ Madison Whitaker, 8 at Middle Tennessee, 4/9/21 (L, 9-8)
.....	done 4 times since 2000
.....	^^ the others Leigh Wintter vs. Houston 4/14/06, Marcena Bertoldo at Morehead St. 4/15/08 & Amanda Lara vs. Ga. Southern 2/11/12
Catcher with 2 Runners Caught Stealing.....	Kat Sackett at FIU, 4/24/21 (W, 12-6)
Catcher with 3+ Runners Caught Stealing	^^Taylor McCord, 3 at Florida Atlantic, 3/24/18 (W, 4-0)
.....	^^ the other Allison Webb, 3 at Buffalo, 5/1/04
Catcher with 2 runners Caught Stealing in same inning	Taylor McCord (5th inning) vs. Florida Atlantic, 4/8/17 (W, 4-2)

EARLY SEASON TOURNAMENT HIGHLIGHTS - THE BUZZ CLASSIC, 3-1 RECORD

2021 Georgia Tech Softball Saint Joseph's vs Marshall Feb 11, 2022 at Atlanta, Ga. (Mewborn Field)

Saint Joseph's 0 (1-0)										Marshall 8 (1-0)									
Player	ab	r	h	rb	bb	so	po	a	lob	Player	ab	r	h	rb	bb	so	po	a	lob
Jordan Hinkle lf	3	0	1	0	2	0	0	0	0	CHELEMAN, Grace cf	2	1	0	0	1	1	0	0	0
Saige Stutz p	3	0	0	0	1	0	0	1	0	HARRELL, Aly 1b	3	1	1	1	0	0	6	0	0
Madison Fife c	2	0	0	0	1	1	0	0	0	PYE, Saige dh	3	1	1	3	0	0	0	0	0
Kyley Malito dh	2	0	0	0	2	4	0	0	0	ADAMS, Katie c	3	1	2	1	0	1	12	2	0
Taylor Marinelli 3b	2	0	0	0	2	0	0	0	0	LEE, Amaya pr	0	0	0	0	0	0	0	0	0
Amaya Herr p	2	0	1	0	1	1	4	0	0	STEVENSOM, Mya rf	3	1	1	1	0	0	0	0	0
Saige Stutz p	0	0	0	0	0	0	0	0	0	OWEN, Autumn 3b	2	1	1	0	0	1	0	1	0
Mya Notaranni 1b	2	0	0	0	2	7	1	0	0	WHITAKER, Madison ss	2	1	1	2	0	0	0	0	0
Early Rybinski ss	2	0	0	0	2	1	0	0	0	KENNEY, Kay Kay lf	2	1	1	0	0	1	0	0	0
Saige Stutz p	0	0	0	0	0	0	0	0	0	BROWN, Armani 2b	1	0	0	0	0	0	0	1	0
Saige Stutz p	0	0	0	0	0	0	0	0	0	NESTER, Sydney p	0	0	0	0	0	0	0	1	0
TOTALS	20	0	2	0	0	13	15	6	2	TOTALS	21	8	8	8	1	4	18	5	0
Score by Innings										Score by Innings									
Saint Joseph's	0	0	0	0	0	0	0	0	0	Saint Joseph's	0	0	0	0	0	0	0	0	0
Marshall	0	1	0	1	5	1	8	8	1	Marshall	0	1	0	1	5	1	8	8	1

LOB - OWEN, A.; LOB - SU 2, 2B - Marinelli, ADAMS, K.; HR - HARRELL, A.; PYE, S.; ADAMS, K.; STEVENSON, M.; WHITAKER, M.; SH - BROWN, A.; SB - CHELEMAN, G.; KENNEY, K.

Saint Joseph's									Marshall								
	ip	h	r	er	bb	so	ab	bf		ip	h	r	er	bb	so	ab	bf
Amanda Herr	4.0	5	4	4	0	3	16	16	NESTER, Sydney	6.0	2	0	0	0	13	20	20
Saige Stutz	1.0	3	4	4	1	1	5	7									

Win - NESTER, S. (1-0). Loss - Herr (0-1). Save - None.

Umpires - HP: Wilson Lieske 1B: Aaron Golden 3B: Ted Broyles
Start: 10 a.m. Time: 1:32 Attendance:
Weather: Pretty damn nice actually
Herr faced 2 batters in the 5th.
Stutz faced 1 batter in the 6th.

2021 Georgia Tech Softball Marshall vs Villanova Feb 11, 2022 at Atlanta, Ga. (Mewborn Field)

Marshall 1 (1-1)										Villanova 9 (1-0)									
Player	ab	r	h	rb	bb	so	po	a	lob	Player	ab	r	h	rb	bb	so	po	a	lob
CHELEMAN, Grace cf	3	0	0	0	1	0	0	1	0	Angela Giampolo 2b	4	0	0	0	2	1	1	0	0
HARRELL, Aly 1b	2	0	0	0	1	5	0	1	0	Paige Rauch pr	3	0	1	1	0	0	1	0	0
PYE, Saige dh	1	0	0	0	0	0	0	0	0	Chloe Smith 1b	1	1	1	2	0	0	0	0	0
ADAMS, Katie c/dh	2	0	0	0	1	3	1	1	0	Megan Kern ss	2	1	1	2	0	1	1	0	0
OWEN, Autumn 3b	1	0	0	0	1	0	0	0	0	Erin Gray pr	0	0	0	0	0	0	0	0	0
COLEMAN, Alex pr	0	0	0	0	0	0	0	0	0	Ava Franz 3b	2	0	0	1	1	0	1	1	0
STEVENSOM, Mya rf	2	0	0	0	0	2	0	0	0	Ally Jones c	3	0	0	0	1	6	0	2	0
WHITAKER, Madison ss	2	0	1	0	1	1	1	0	0	Tess Cites rf	1	3	1	1	0	0	0	0	0
ULRICH, Brooklyn pr	0	1	0	0	0	0	0	0	0	Ryan Henry dh	2	1	2	0	0	0	0	0	0
KENNEY, Kay Kay lf	1	0	0	0	1	0	0	0	0	Alexa Raphael pr	0	1	0	0	0	0	0	0	0
MICHALLAS, Camryn 3b	2	0	1	0	0	0	2	0	0	Victoria Sebastian 1b	1	0	1	0	0	0	0	0	0
BROWN, Armani 2b	1	0	0	0	0	1	1	0	0	Sydney Hayes cf	2	1	1	1	0	0	0	0	0
LOVE, Lauren 2b	1	0	1	1	0	0	1	0	0	Emily Orr ph	0	0	0	0	0	0	0	0	0
JOYCE, C. p	0	0	0	0	0	0	0	0	0	Dani Dabrowski lf/pr	0	1	0	0	0	0	0	0	0
FERINGA, Bub p	0	0	0	0	0	0	0	0	0	TOTALS	21	9	8	8	4	3	15	2	1
BLESSIN, Ashley p	0	0	0	0	0	0	0	0	0	TOTALS	18	1	3	1	0	6	13	6	3
TOTALS	18	1	3	1	0	6	13	6	3	TOTALS	18	1	3	1	0	6	13	6	3

Note: 1 out, 3 runners LOB when the game ended.
E - WHITAKER, P.(1), LOB - MAR 3; VU 7; HR - Kern, M.; Cites, T.; HBP - PYE, S.; Smith, C. 2; Cites, T.; Orr, E.; SB - Smith, C.; Gray, E.; Henry, R.; Raphael, A.; Hayes, S.; CS - Hayes, S.

Note: 1 out, 3 runners LOB when the game ended.

E - WHITAKER, M.(1). LOB - MAR 3; VU 7. HR - Kern, M.; Cites, T.. HBP - PYE, S.; Smith, C. 2; Cites, T.; Orr, E.. SB - Smith, C.; Gray, E.; Henry, R.; Raphael, A.; Hayes, S.. CS - Hayes, S..

Win - Rauch, P. (1-0). Loss - JOYCE, C. (0-1). Save - None.
HBP - by Rauch, P. (PYE, S.); by JOYCE, C. (Smith, C.); by BLESSIN, A. (Smith, C.); by BLESSIN, A. (Cites, T.); by BLESSIN, A. (Orr, E.); PB - ADAMS, K.(1).
Umpires - HP: Tim Kasate 1B: Ted Broyles 3B: Emerus Addison
Start: 12:30 Time: 1:50 Attendance: 80
Weather: Warm and sunny as it should be
JOYCE, C. faced 4 batters in the 2nd.

Highlights from the Buzz Classic

Friday vs. Saint Joseph's

- Sydney Nester struck out 13 in her very first start in a Marshall uniform. The North Carolina State transfer shut out the Hawks allowing just two hits and zero walks in the complete game win. Nester struck out at least two in every inning, including the side in the second.
- Marshall bats opened the 2022 season tying a team single-game record with five home runs. Katie Adams hit the first in the second inning, followed by Aly Harrell in the 4th, Madison Whitaker and Saige Pye in the fifth and finally Mya Stevenson in the sixth. Stevenson's solo homer to lead off the inning ended the game with the 8-0 win.
- The Herd had eight different players score a run
- Autumn Owen tallied her first Marshall hit and run scored as the Gardner-Webb transfer led off the fifth with a single and then scored on Madison Whitaker's home run to center.
- Katie Adams had two hits with a home run and a double.
- Aly Harrell and Mya Stevenson remained tied for second in team history in career home runs with 41, after one homer each.
- Aly Harrell's solo home run also gave the fifth-year senior her 80th career game with a run driven in, tying her with Samantha Rodriguez for 5th-most in team history. Harrell added two more games during the weekend and is now fifth by herself with 82.

Friday vs. Villanova

- Freshman Lauren Love recorded her first career hit and RBI in her very first plate appearance. Love came in to pinch hit in the top of the fifth with one runner on base and two outs. Love battled with preseason All-American pitcher Paige Rauch for a 10-pitch at bat, Love finally won with a single to center that score the run.
- Freshman Brooklyn Ulrich scored her first career run. Ulrich was in to pinch run at first for Madison Whitaker in the fifth. Ulrich later scored on Love's single up the middle.
- Freshman Bub Feringa had her first collegiate outing in the circle. Feringa went 1.1 innings of relief and recorded her first career strikeout.

Saturday vs. Villanova

- Herd enacted some revenge Saturday morning. After falling 9-1 in five innings on Friday to Villanova, Marshall won 8-0 in five innings Saturday.
- Sydney Nester struck out 11 batters in her second Marshall start. She allowed just three hits and one hit-by-pitch in the shut out. Villanova loaded the bases with one out in the top of the third. Nester struck out the next two batters on her way to striking out the final eight that she faced to finish the game.
- Mya Stevenson took over second place all-time in career home runs at Marshall with a 3-run blast over the scoreboard in left for the 42nd of her career.
- Redshirt freshman Amaya Lee scored her first career run in the third inning. Lee, who missed all of 2021 with a shoulder injury, came in to run at first for Saige Pye and later scored on an error in right on a dropped fly ball off the bat of Mya Stevenson.
- Freshman Rielly Lucas recorded her first career RBI. Lucas entered the game to pinch hit in the third. She grounded out to second for the second out of the inning, but allowed Mya Stevenson to score from third. It gave Marshall the 8-0 lead.

Saturday vs. Saint Joseph's

- Marshall had its first comeback victory of the season. After trailing 4-2, the Herd scored four unanswered runs for the victory.
- Marshall finished the game with seven hits. The Herd tallied five doubles, one home run and just one single. Aly Harrell hit MU's only single while driving in the Herd's final run of the game in the top of the seventh, scoring Armani Brown.
- Mya Stevenson hit two doubles to tie her career-high. She also scored on a wild pitch in the fourth inning to cut Marshall's deficit to one, 4-3.
- Lauren Love smashed her first career home run with a 2-run shot to right in the sixth to give Marshall a 5-4 lead.
- Freshman Alex Coleman scored her first career run. Coleman came in to pinch run in the sixth at first for Katie Adams. Coleman later scored on the home run from Lauren Love.
- Camryn Michallas had a spectacular game defensively at shortstop with three putouts and three assists. Michallas showed off her concentration, catching a pop up in the infield, while almost colliding with thirdbase Autumn Owen. Michallas later showed off her arm strength, throwing runners out at first.
- Sydney Nester came on in relief to start the fifth inning. She pitched the final three innings earning the win as the Herd took the lead with her in the circle. Nester tallied just one strikeout, however she only allowed two baserunners.
- Grace Chelemen made a great catch in right-center to end the game. Saint Joseph's had a runner at first with two outs and the game-tying run at the plate. The ball was hit well into the gap, however Chelemen ran it down at the warning track and held on just before hitting the wall.



Sydney Nester starred in her MUSB debut going 3-0 with a 0.00 ERA, and 25 strikeouts in 14 innings.

@HerdSB

EARLY SEASON TOURNAMENT HIGHLIGHTS - THE BATTLE AT THE BEACH, 2-3 RECORD

The Automated ScoreBook Marshall vs South Carolina Feb 18, 2022 at Conway, S.C. (St. John Stadium)

Marshall 5 (3-2)										South Carolina 7 (4-2)									
Player	ab	r	h	ri	bb	so	po	a	lob	Player	ab	r	h	ri	bb	so	po	a	lob
CHELEMAN, Grace cf	4	0	2	1	0	0	3	0	0	Maddie Gallagher 2b	3	2	2	2	1	0	4	4	0
HARRELL, Aly 1b	2	0	1	0	2	0	5	0	0	Jordan Fabian 1b	3	0	0	1	0	1	7	0	1
STEVENSON, Mya rf	4	0	0	0	0	4	0	2	0	Hannah Kumiyama c/dp	4	1	2	2	0	0	0	0	2
ADAMS, Katie c/dp	4	0	0	0	1	1	0	1	0	Olivia Cook pr	0	0	0	0	0	0	0	0	0
PYE, Saige dp/lf	3	1	1	0	1	0	0	0	0	Katie Prebbie lf	4	2	2	1	0	1	0	0	0
LEE, Amaya pr	3	1	1	0	0	0	0	0	0	Riley Blampied 3b	2	0	1	0	1	0	2	0	0
COLEMAN, Alex lf	0	0	0	0	0	0	0	0	0	Emma Sellers ss	4	0	2	1	0	0	4	1	2
KENNEY, Kay Kay pr	0	0	0	0	0	0	0	0	0	Marissa Gonzalez cf	3	0	0	0	0	0	4	0	2
LOVE, Lauren 2b	3	2	1	1	0	1	2	1	1	Kassidy Knupit ph	1	0	0	0	0	0	0	0	2
WHITAKER, Madison ss	2	1	1	0	1	1	1	0	0	Giulia Desiderio d/c	2	2	0	0	0	0	2	0	0
NICHALLAS, Camryn 3b	3	0	1	2	0	0	1	0	0	Carlie Henderson cf	3	0	1	0	0	0	0	0	0
BROWN, Armani 2b	3	0	1	0	0	1	0	0	0	Leah Powell p	0	0	0	0	0	0	0	0	0
OWEN, Autumn p/c	2	0	0	1	0	0	2	0	1	Rachel Vaughan p	0	0	0	0	0	0	0	0	0
BLESSIN, Ashley p	0	0	0	0	0	0	0	3	0	Totals	29	7	10	7	2	3	21	7	9
JOYCE, C. p	0	0	0	0	0	0	0	0	0										
Totals	27	5	7	4	5	2	18	7	7										

Score by Innings	1	2	3	4	5	6	7	R	H	E
Marshall	0	3	2	0	0	0	0	5	7	2
South Carolina	2	3	1	1	0	0	X	7	10	2

E - MICHALLAS, C(2); R. Blampied(3); M. Gonzalez(1); LOB - MAR 7; SC 9-2B - PYE, S(1); LOVE, Lauren(1); M. Gallagher(2); C. Henderson(1); HR - M. Gallagher(1); H. Kumiyama(1); K. Prebbie(3); HBP - R. Blampied; G. Desiderio. SF - OWEN, A(1); J. Fabian(1).

Marshall								South Carolina									
	ip	h	r	er	bb	so	ab	bf		ip	h	r	er	bb	so	ab	bf
BLESSIN, Ashley	1.1	5	4	4	0	1	9	10	Leah Powell	3.0	5	5	5	4	2	13	18
JOYCE, C.	4.2	5	3	2	2	2	20	24	Rachel Vaughan	4.0	2	0	0	1	0	14	15

Win - R. Vaughan (1-0). Loss - JOYCE, C. (0-2). Save - None.
WP - JOYCE, C.(1); L. Powell(4). HBP - by BLESSIN, A. (G. Desiderio); by JOYCE, C. (R. Blampied).

Umpires - HP: Edward Walker 1B: Wayne Griffin 3B: Jon Chambers
Start: 12:02 PM Time: 2:23 Attendance: 183
Weather: 69 degrees, partly cloudy, wind

The Automated ScoreBook Marshall at Coastal Carolina Feb 19, 2022 at Conway, S.C. (St. John Stadium)

Marshall 9 (4-4)										Coastal Carolina 7 (5-3)									
Player	ab	r	h	ri	bb	so	po	a	lob	Player	ab	r	h	ri	bb	so	po	a	lob
HARRELL, Aly 1b	3	0	1	1	0	0	9	0	0	Roose, Keirstin 3b	4	0	2	0	0	1	0	1	0
CHELEMAN, Grace cf	3	0	1	1	0	1	1	0	0	Montoya, Abbey ss	3	1	1	0	0	1	0	1	2
STEVENSON, Mya rf	3	1	1	1	2	0	0	0	0	Zana, Riley 2b	3	1	0	0	1	1	3	1	1
PYE, Saige dp	2	0	0	0	0	0	0	5	0	De Jesus, Iyanla dp/ph	3	1	2	1	0	0	0	0	0
LEE, Amaya pr	1	1	0	0	0	0	0	0	0	Robinson, daVidria pr	0	0	0	0	0	0	0	0	0
LUCAS, Ryleigh ph	1	1	1	0	0	0	0	0	0	Ellis, Kennedy rf	0	0	0	0	0	0	1	0	0
LOVE, Lauren 2b	4	1	1	0	0	2	5	0	0	Jennings, Maddy c	3	1	1	1	1	7	0	0	0
BROWN, Armani 2b	0	0	0	0	0	0	0	0	0	Jankay, Abby 1b	4	1	2	3	0	1	4	1	0
KENNEY, Kay Kay if	4	1	1	0	1	0	1	0	0	Wrightman, Jay rf	2	0	0	0	1	3	0	0	0
ADAMS, Katie c	2	1	0	0	0	1	6	0	0	BeasleyPolko,Kaitlin ph	2	0	0	0	0	0	0	2	0
FERINGA, Bub ph	1	1	1	2	0	0	0	0	0	Hudson, Madison cf	3	1	1	1	0	1	0	1	0
NICHALLAS, Camryn ss	4	1	1	2	0	0	3	1	0	Ebersole, Payton if	2	1	2	0	1	0	0	0	0
OWEN, Autumn 3b	4	1	2	1	0	0	1	2	0	Jennings, Nicolette p	0	0	0	0	0	0	0	0	0
JOYCE, C. p	0	0	0	0	0	0	1	1	0	Redman, Maddie p	0	0	0	0	0	0	0	0	0
NESTER, Sydney p	0	0	0	0	0	0	0	0	0	Brabham, Raalee p	0	0	0	0	0	0	0	1	0
Totals	31	9	10	9	1	5	21	11	6	Totals	29	7	11	6	4	6	21	6	6

Score by Innings	1	2	3	4	5	6	7	R	H	E
Marshall	0	4	0	1	0	0	4	9	10	0
Coastal Carolina	0	1	0	0	0	0	6	7	11	2

E - Jankay, A(2); Picone, N(2); DP - MAR 1; LOB - MAR 6; CCU 6-2B - CHELEMAN, G(2); KENNEY, K(1); De Jesus, I(3); Jennings, M(4); Ebersole, P(1); HR - STEVENSON,M(3); FERINGA, B(1); OWEN, A(1); Jankay, A(1); Hudson, M(1); HBP - HARRELL, A.; PYE, S.; ADAMS, K. SF - CHELEMAN, G(1); De Jesus, I(1).

Marshall								Coastal Carolina									
	ip	h	r	er	bb	so	ab	bf		ip	h	r	er	bb	so	ab	bf
JOYCE, C.	6.2	11	7	6	4	6	28	33	Picone, Nicolette	1.2	2	4	3	1	2	7	12
NESTER, Sydney	0.1	0	0	0	0	0	1	1	Redman, Maddie	1.2	4	1	1	0	1	8	8
									Brabham, Raalee	3.2	4	4	3	0	2	16	16

Win - JOYCE, C. (1-2). Loss - Picone, N (2-2). Save - NESTER, S. (1).
WP - Brabham, R(1); HBP - by Picone, N (PYE, S.); by Picone, N (ADAMS, K.); by Picone, N (HARRELL, A.). PB - ADAMS, K.(2); Jennings, M(2).

Umpires - HP: Edward Walker 1B: Wayne Griffin 3B: David Southard
Start: 3:05 PM Time: 2:36 Attendance: 310
Weather: 61 degrees, sunny/breezy

From The Battle at the Beach

Friday vs. South Carolina

- After trailing 2-0, Marshall responded with three runs in the top of the second, and then two runs in the third to tie the game at 5-5. The Herd eventually slowed down South Carolina, but lost 7-5.
- Grace Chelemen had two hits and Camryn Michallas had two RBI.
- Aly Harrell drew her first two walks of the season.
- Mya Stevenson had a diving catch in right to record the first out in the third.
- Ashley Blessin started in the circle and pitched into the second. Cailey Joyce came on and threw the last 4.2 innings. Both players allowed five hits. Joyce struck out two.

Friday at Coastal Carolina

- Aly Harrell hit her 42nd career home run in the top of the first to get the Herd on the scoreboard and put her into a tie with Stevenson again for second all-time in team history.
- Saige Pye hit a 2-run home run in the third, caught by team manager Jon Crispino, over the centerfield wall. It was her 16th in a Herd uniform and 17th career.
- Sydney Nester pitched the complete game. Struck out eight and gave up just one earned run out of four allowed, her first earned run in a Marshall uniform. Nester took her first Herd loss.
- Coastal scored three runs in the bottom of the sixth to take a 4-3 lead, two runs on an error.
- Harrell finished the game with two hits.
- Madison Whitaker had two hits.

Saturday vs. South Carolina

EARLY SEASON TOURNAMENT HIGHLIGHTS - THE CAMEL STAMPED, 3-1 RECORD

The Automated ScoreBook

Kent State vs Marshall

Feb 25, 2022 at Buies Creek, N.C. (Amanda Littlejohn)

Kent State 1 (3-3)

Player	ab	r	h	ri	bb	so	po	a	lob
KERSCHNER, Sabrina 2b	2	1	0	0	1	1	3	0	0
WHITT, Brooklyn cf	2	0	0	0	1	2	2	1	0
BROWNFIELD, Brenna ss/dp	2	0	0	1	2	0	0	0	0
LIPEE, Emily c	2	0	0	0	1	1	14	0	0
LEWANDOWSKI, Kiley ph	1	0	0	0	0	1	0	1	0
CRUZ, Chloe 1b	2	0	0	0	2	1	0	0	0
RAMER, Jade ph	1	0	0	0	0	0	0	0	0
WING, Savannah rf	2	0	1	0	1	0	0	0	0
CRITTENDON, Jada pr	0	0	0	0	0	0	0	0	0
HERSCHBERGER, Madison lf	3	0	1	0	1	0	0	0	0
ROBESON, Delaney 3b	2	0	0	0	2	1	0	0	0
FSISKE, Alex ph	1	0	0	0	0	1	1	0	0
WHITMORE, Alexandra dpa	2	0	0	0	1	0	1	2	0
LEBEAU, Jessica p	0	0	0	0	0	0	0	0	0
Totals	22	1	2	1	3	12	21	2	4

Score by Innings

	1	2	3	4	5	6	7	R	H	E
Kent State	1	0	0	0	0	0	0	1	2	2
Marshall	0	0	0	0	0	0	0	0	2	0

E - KERSCHNER(1); ROBESON(1); DP - KENTIST 1; LOB - KENTIST 4; MAR 9, 2B - PYE, S.(2); HBP - LOVE, Lauren; KENNEY, K., SF - BROWNFIELD(1); SB - KERSCHNER(1); WHITT(1); CRITTENDON(1); COLEMAN, A.(1).

Kent State	ip	h	r	er	bb	so	ab	bf
LEBEAU, Jessica	7.0	2	0	0	4	14	24	30

Win - LEBEAU (1-2). Loss - NESTER, S. (4-3). Save - None.
HBP - by THORNTON (LOVE, Lauren); by LEBEAU (KENNEY, K.).

Umpires - HP: Melvin Clark 1B: Jose Travis 3B: Alfred Basden
Start: 9:58 AM Time: 1:59 Attendance: 174

The Automated ScoreBook

Howard vs Marshall

Feb 25, 2022 at Buies Creek, N.C. (Amanda Littlejohn)

Howard 2 (3-6)

Player	ab	r	h	ri	bb	so	po	a	lob
RICKS, Lealani ss/2b	2	0	1	0	0	0	1	0	0
QUINNEZ, Payton ph	1	0	0	0	0	0	0	0	0
LOVE, Lauren 2b/ss	1	0	0	0	0	0	0	0	0
NAVARRO, Camille 2b	2	0	0	0	0	0	2	0	0
GREENE, Jada ss	1	1	1	0	0	0	0	0	0
VASQUEZ, Alyssa dp	3	0	0	0	0	0	0	0	0
DENNIS, Kalita lf	3	1	2	1	0	0	2	0	0
AGUILASOCHO, Luz c	1	0	1	0	0	1	3	1	0
HARRIS, Madison 3b	1	0	0	0	1	0	0	0	0
FLETCHER, Sidney 3b	0	0	0	0	0	0	0	0	0
DAVILA, Natalie 1b	2	0	0	0	1	4	0	0	0
SALLEE, Ayana rf/dp	2	0	1	0	0	1	2	0	0
WATSON, Alyssa c/dp	1	0	0	0	0	0	0	0	0
BSHOW, Victoria ph	1	0	0	0	0	0	0	3	0
MOSLEY, Tracy p	0	0	0	0	0	0	0	0	0
GONZALES, Mia p	0	0	0	0	0	0	0	0	0
Totals	20	2	6	2	1	2	12	5	5

Score by Innings	1	2	3	4	5	6	7	R	H	E
Howard	0	0	0	1	1	2	6	1		
Marshall	10	1	3	1	X	15	14	0		

E - WATSON, A., DP - MAR 1; LOB - HOW 5; MAR 3, 2B - RICKS, L.; LOVE, Lauren; ADAMS, K.; STEVENSON, M., HR - GREENE, J.; DENNIS, K., HBP - FLETCHER, S., SB - COLEMAN, A.,

Howard	ip	r	er	bb	so	ab	bf
MOSLEY, Tracy	0.1	6	7	1	0	7	8
GONZALES, Mia	3.2	8	8	7	4	2	18

Win - JOYCE, C. (2-2). Loss - MOSLEY, T. (1-1). Save - None.
WP - GONZALES, M. 2; HBP - by JOYCE, C. (FLETCHER, S.).

Umpires - HP: Richard Patrick 1B: Alfred Basden 3B: Melvin Clark
Start: 12:30 PM Time: 2:14 PM Attendance: 112
Weather: 71°, partly cloudy

Marshall 15 (6-5)

Player	ab	r	h	ri	bb	so	po	a	lob
HARRELL, Aly 1b	4	1	1	0	0	1	5	0	1
LEE, Amaya pr	0	1	0	0	0	0	0	0	0
LOVE, Lauren ss	2	1	0	0	1	1	3	2	1
STEVENSON, Mya rf	3	1	0	0	2	1	0	0	2
PYE, Saige dp	3	1	2	4	0	0	0	0	0
ADAMS, Katie c	2	1	0	1	2	0	6	0	0
KENNEY, Kay Kay lf	2	0	0	0	0	1	1	0	0
LUCAS, Rielly ph/lf	2	1	1	0	1	0	0	0	3
FERINGA, Bub p	3	1	1	0	1	0	0	0	1
PYE, Saige dp	2	2	1	1	1	0	0	0	0
LURICH, Brooklyn 2b	0	0	0	0	1	0	1	0	0
OWEN, Autumn 3b	5	0	2	0	0	0	2	3	0
CHELEMAN, Grace cf	2	0	0	0	1	0	1	0	0
COLLEMAN, Alex cf	1	0	0	0	0	0	0	1	0
BROWN, Armani 2b/pr	0	0	0	0	0	0	2	0	0
NESTER, Sydney p	0	0	0	0	0	0	1	0	0
Totals	25	15	14	13	5	2	15	6	3

Score by Innings	1	2	3	4	5	6	7	R	H	E
Howard	0	0	0	1	1	2	6	1		
Marshall	10	1	3	1	X	15	14	0		

E - WATSON, A., DP - MAR 1; LOB - HOW 5; MAR 3, 2B - RICKS, L.; LOVE, Lauren; ADAMS, K.; STEVENSON, M., HR - GREENE, J.; DENNIS, K., HBP - FLETCHER, S., SB - COLEMAN, A.,

Marshall	ip	r	er	bb	so	ab	bf
JOYCE, C.	5.0	6	2	2	1	2	20

Win - JOYCE, C. (2-2). Loss - MOSLEY, T. (1-1). Save - None.
WP - GONZALES, M. 2; HBP - by JOYCE, C. (FLETCHER, S.).

Umpires - HP: Richard Patrick 1B: Alfred Basden 3B: Melvin Clark
Start: 12:30 PM Time: 2:14 PM Attendance: 112
Weather: 71°, partly cloudy

The Automated ScoreBook

Marshall vs Howard

Feb 26, 2022 at Buies Creek, N.C. (Amanda Littlejohn)

Marshall 9 (7-5)

Player	ab	r	h	ri	bb	so	po	a	lob
HARRELL, Aly 1b	1	2	0	0	3	0	10	0	0
LEE, Amaya pr	0	1	0	0	0	0	0	0	0
LOVE, Lauren ss	2	1	0	0	1	1	3	2	1
STEVENSON, Mya rf	3	1	0	0	2	1	0	0	2
PYE, Saige dp	3	1	2	4	0	0	0	0	0
ADAMS, Katie c	2	1	0	1	2	0	6	0	0
KENNEY, Kay Kay lf	2	0	0	0	0	1	1	0	0
LUCAS, Rielly ph/lf	2	1	1	0	1	0	0	0	2
FERINGA, Bub p	3	1	1	1	0	1	0	2	3
LURICH, Brooklyn 2b	0	0	0	0	1	0	1	0	0
OWEN, Autumn 3b	5	0	2	0	0	0	2	3	0
CHELEMAN, Grace cf	2	0	0	0	1	0	1	0	0
COLLEMAN, Alex cf	1	0	0	0	0	0	0	1	0
BROWN, Armani 2b/pr	0	0	0	0	0	0	2	0	0
NESTER, Sydney p	0	0	0	0	0	0	1	0	0
Totals	26	9	6	6	10	5	21	9	14

Score by Innings	1	2	3	4	5	6	7	R	H	E
Marshall	1	0	0	1	1	1	5	9	2	
Howard	0	0	0	0	0	2	0	2	5	5

E - LOVE, Lauren(2); BROWN, A.(1); WATSON, A.(1); SIMMONS, X. 2(3); GREENE, J.(2); LOB - MAR 14; HOW 5, 2B - FERINGA, B.(1); HR - PYE, S.(3); HBP - HARRELL, A.; LOVE, Lauren; PYE, S. 2; ADAMS, K., SH - LOVE, Lauren(2); COLEMAN, A.(1); SF - FERINGA, B.(1); SB - LOVE, Lauren(1); STEVENSON, M.(1); LURICH, B.(1); OWEN, A.(1); BROWN, A.(1).

Marshall	ip	r	er	bb	so	ab	bf
FERINGA, Bub	5.0	5	2	1	0	2	22
NESTER, Sydney	2.0	0	0	0	0	4	6

Win - FERINGA, B. (1-0). Loss - THORNTON, M. (0-3). Save - None.
HBP - by THORNTON, M. (LOVE, Lauren); by THORNTON, M. (PYE, S.); by DE LA ROCA, A. (HARRELL, A.); by DE LA ROCA, A. (PYE, S.); by THOMAS, R. (ADAMS, K.); PB - ADAMS, K.(3).

Umpires - HP: Melvin Clark 1B: Jose Travis 3B: Allen Gonsorowski
Start: 10:00 AM Time: 2:27 Attendance: 149
Weather: Partly cloudy
THORNTON, M. faced 1 batter in the 3rd.
FERINGA, B. faced 3 batters in the 5th.

Howard 2 (3-8)

Player	ab	r	h	ri	bb	so	po	a	lob
WATSON, Alyssa rf	2	0	0	0	0	1	1	0	0
WATSON, Alyssa rf	1	0	0	0	0	0	0	0	0
SWANSON, Shayna ph	1	0	0	0	1	0	0	0	0
NAVARRO, Camille 2b	3	1	1	0	1	2	1	0	0
HARRINGTON, Maxie 2b	0	0	0	0	0	0	0	0	0
DENNIS, Kalita lf	3	1	1	0	0	1	0	0	0
SHIMONS, Kiarra 1b	3	0	1	0	0	0	6	1	2
AGUILASOCHO, Luz dp	3	0	1	0	0	0	0	0	0
FLETCHER, Sidney 3b	3	1	1	1	0	1	1	0	0
DAVILA, Natalie 3b	0	0	0	0	0	0	0	0	0
RAINEY, Savannah c	3	0	1	0	1	6	0	1	0
GREENE, Jada ss	1	0	0	0	0	1	2	2	0
WHITLEY, Jay ph	1	0	0	0	0	0	0	0	0
QUINONEZ, Payton cf	1	0	0	0	0	0	0	0	0
BROWN, Victoria ph	1	0	0	0	0	0	0	0	0
HARRIS, Madison 3b	1	0	0	0	0	1	0	0	0
THORNTON, Morgan p	0	0	0	0	0	0	0	0	0
DE LA ROCA, Analise p	0	0	0	0	0	0	0	0	0
THOMAS, Raye p	0	0	0	0	0	0	0	0	0
Totals	28	2	5	1	0	6	21	8	5

Score by Innings	1	2	3	4	5	6	7	R	H	E
Marshall	1	0	0	1	1	1	5	9	2	
Howard	0	0	0	0	0	2	0	2	5	5

E - LOVE, Lauren(2); BROWN, A.(1); WATSON, A.(1); SIMMONS, X. 2(3); GREENE, J.(2); LOB - MAR 14; HOW 5, 2B - FERINGA, B.(1); HR - PYE, S.(3); HBP - HARRELL, A.; LOVE, Lauren; PYE, S. 2; ADAMS, K., SH - LOVE, Lauren(2); COLEMAN, A.(1); SF - FERINGA, B.(1); SB - LOVE, Lauren(1); STEVENSON, M.(1); LURICH, B.(1); OWEN, A.(1); BROWN, A.(1).

Marshall	ip	r	er	bb	so	ab	bf
THORNTON, Morgan	2.0	2	1	1	3	2	8
DE LA ROCA, Analise	4.2	3	6	4	6	3	16
THOMAS, Raye	0.1	2	0	1	0	2	4

Win - FERINGA, B. (1-0). Loss - THORNTON, M. (0-3). Save - None.
HBP - by THORNTON, M. (LOVE, Lauren); by THORNTON, M. (PYE, S.); by DE LA ROCA, A. (HARRELL, A.); by DE LA ROCA, A. (PYE, S.); by THOMAS, R. (ADAMS, K.); PB - ADAMS, K.(3).

Umpires - HP: Melvin Clark 1B: Jose Travis 3B: Allen Gonsorowski
Start: 10:00 AM Time: 2:27 Attendance: 149
Weather: Partly cloudy
THORNTON, M. faced 1 batter in the 3rd.
FERINGA, B. faced 3 batters in the 5th.

The Automated ScoreBook

Marshall at Campbell

Feb 26, 2022 at Buies Creek, N.C. (Amanda Littlejohn)

Marshall 6 (7-5)

Player	ab	r	h	ri	bb	so	po	a	lob
HARRELL, Aly 1b	3	1	2	2	1	0	8	0	0
LOVE, Lauren 2b	3	1	1	0	0	1	0	1	0
PYE, Saige dp	4	2	2	0	1	0	0	2	0
STEVENSON, Mya rf	2	0	0	0	1	0	0	0	0
KENNEY, Kay Kay lf/rf	2	0	1	0	0	0	0	0	0
ADAMS, Katie c	4	0	1	2	0	1	9	4	0
LUCAS, Rielly lf/rf	2	0	0	0	0	0	1	0	0
CHELEMAN, Grace lf	1	0	0	0	0	1	0	0	0
OWEN, Autumn 3b	3	1	1	0	0	1	3	1	0
MICHALLAS, Camryn ss	3	1	1	0	0	1	1	2	0
COLEMAN, Alex cf	1	0	0	0	1	1	0	0	0
NESTER, Sydney p	0	0	0	0	0	0	0	0	0
Totals	28	6	9	6	2	7	21	9	6

Score by Innings

Marshall	2	1	0	0	2	1	0	6	9
Campbell	0	1	1	0	0	0	1	3	6

EARLY SEASON TOURNAMENT HIGHLIGHTS - THE BATTLE AT THE BEACH, 2-3 RECORD

The Automated ScoreBook

Purdue Fort Wayne at Marshall

Mar 03, 2022 at Huntington, W.Va. (Dot Hicks Field)

Purdue Fort Wayne 0 (1-10)

Marshall 11 (9-5)

Player	ab	r	h	bb	so	po	a	lob	avg
Taryn Jenkins dp	2	0	0	0	0	0	0	0	.312
Taylor Wisme lf	1	0	0	0	1	1	0	0	.222
Emma McMillan cf	2	0	0	0	2	0	0	0	.226
Alise Hale 2b	2	0	0	0	2	1	3	0	.179
Brayden Lickey ss	2	0	0	0	0	1	0	0	.172
Thais Uyemba 3b	2	0	0	0	2	0	2	0	.087
Camryn Mosher c	2	0	0	0	0	1	2	0	.080
Brooke Wintland 1b	2	0	0	0	0	1	8	0	.000
Ashley Haas rf	2	0	0	0	0	1	0	0	.050
Grace Brinkerhoff p	0	0	0	0	0	0	0	0	-
Shaina Eyre p	0	0	0	0	0	0	1	0	-
Totals	17	0	0	0	1	11	12	7	3

Player	ab	r	h	bb	so	po	a	lob	avg
LOVE, Lauren 2b	2	2	2	4	1	0	2	0	.417
HARRELL, Aly 1b	3	2	2	0	0	3	0	2	.480
PYE, Saige dp	3	2	2	3	0	0	0	0	.366
STEVENSON, Mya rf	3	0	1	0	0	0	0	0	.293
KENNEY, Kay Kay rf	0	0	0	0	0	0	0	0	.278
LUCAS, Rielly lf	3	1	1	2	0	0	0	1	.375
ADAMS, Katie c	2	1	1	2	0	6	0	0	.263
FERINGA, Bub 3b	1	0	0	0	0	0	0	0	.273
OWEN, Autumn 3b	1	1	0	0	1	4	0	0	.267
WHITAKER, Madison ph	1	0	0	0	0	0	0	0	.455
MICHALLAS, Camryn ss	2	1	2	0	0	0	1	0	.379
LEE, Amaya 2b	1	0	0	0	1	0	0	0	.000
COLEMAN, Alex cf	2	1	1	0	0	1	0	0	.439
CHELEMEN, Grace cf	0	0	0	0	0	0	0	0	.200
NESTER, Sydney p	0	0	0	0	0	0	0	0	-
Totals	24	11	12	11	2	25	3	3	

Score by Innings	1	2	3	4	5	R	H	E
Purdue Fort Wayne	0	0	0	0	0	0	0	1
Marshall	10	1	0	0	X	11	12	1

E - Haas, A.(1); MICHALLAS, C.(4); LOB - PUR-FW 3; MAR 3, 2B - HARRELL, A.(3); LUCAS, R.(1); HR - LOVE, Lauren(2); PYE, S.(5); ADAMS, K.(3); SB - COLEMAN, A.(3).

Purdue Fort Wayne	ip	h	r	er	bb	so	ab	bf	era
Grace Brinkerhoff	0.2	9	10	10	1	0	11	12	14.10
Shaina Eyre	3.1	3	1	0	1	2	13	14	7.33

Marshall	ip	h	r	er	bb	so	ab	bf	era
NESTER, Sydney	5.0	0	0	0	0	1	11	17	1.09

Win - NESTER, S. (6-3). Loss - Brinkerhoff (1-4). Save - None.
PB - ADAMS, K.(5).

Umpires -
Start: 3:00 pm Time: 1:35 Attendance: 175
Weather: Feeling pretty darn good

The Automated ScoreBook

Winthrop at Marshall

Mar 05, 2022 at Huntington, W.Va. (Dot Hicks Field)

Winthrop 0 (5-14)

Marshall 6 (12-5)

Player	ab	r	h	bb	so	po	a	lob
MCCALL, Macy cf	3	0	0	0	0	2	0	0
RIVAS, Paige rf	3	0	0	0	1	0	0	0
HUTCHERSON, Lauren 2b	3	0	0	0	2	1	2	0
KING, Lauren 3b	3	0	0	0	2	1	0	0
TUCKER, Kaitlyn ss	2	0	0	0	2	0	2	0
MCGALLIARD, Ella ph	0	0	0	1	0	0	0	0
CYGAN, Courtney dp	2	0	0	0	2	0	0	0
SMITH, Mackenzie 1b	2	0	1	0	0	1	9	0
CLARK, Isabella c	1	0	0	0	0	1	0	0
RODRIGUEZ, Vianca c	1	0	0	0	1	2	0	1
VANHOUSE, Ashton lf	2	0	0	0	0	2	1	0
ROY, Bella p	0	0	0	0	0	0	0	0
BASINGER, Reese p	0	0	0	0	0	0	0	0
Totals	22	0	2	0	1	11	18	5

Player	ab	r	h	bb	so	po	a	lob
LOVE, Lauren ss	4	1	3	2	0	0	1	0
HARRELL, Aly 1b	2	2	1	0	2	0	9	0
PYE, Saige dp	3	0	0	1	0	1	0	0
CHELEMEN, Grace pr/lf	0	0	0	0	0	0	0	0
STEVENSON, Mya rf	2	1	0	1	0	1	0	2
FERINGA, Bub lf/dp	3	0	1	2	0	0	0	0
ADAMS, Katie c	3	0	0	0	0	10	1	1
OWEN, Autumn 3b	2	1	0	1	0	0	3	0
COLEMAN, Alex cf	2	1	0	0	1	0	0	0
BROWN, Armani 2b	3	0	0	0	0	1	3	0
NESTER, Sydney p	0	0	0	0	0	0	1	0
Totals	24	6	6	6	4	3	21	8

Score by Innings	1	2	3	4	5	6	R	H	E
Winthrop	0	0	0	0	0	0	0	2	1
Marshall	2	4	0	0	0	X	6	6	0

E - ROY, B. - DP - WINTHROP 1; LOB - WINTHROP 2; MAR 5, 2B - SMITH, M.(1); LOVE, Lauren 2(5); SF - STEVENSON, M.(1); SB - HARRELL, A.(1); CHELEMEN, G.(2); STEVENSON, M.(2); OWEN, A.(2).

Winthrop	ip	h	r	er	bb	so	ab	bf
ROY, Bella	2.1	3	6	4	1	11	16	
BASINGER, Reese	3.2	3	0	0	0	2	13	13

Marshall	ip	h	r	er	bb	so	ab	bf
NESTER, Sydney	7.0	2	0	0	1	11	22	23

Win - NESTER, S. (8-3). Loss - ROY, B. (1-5). Save - None.
WP - ROY, B.(1).

Umpires -
Start: 11:25 am Time: 1:45 Attendance: 350
Weather: Sunny and fantastic

The Automated ScoreBook

Purdue Fort Wayne at Marshall

Mar 04, 2022 at Huntington, W.Va. (Dot Hicks Field)

Purdue Fort Wayne 0 (1-11)

Marshall 10 (5-5)

Player	ab	r	h	bb	so	po	a	lob
Taryn Jenkins ss	2	0	0	0	0	1	3	1
Taylor Wisme lf	2	0	0	0	0	1	1	0
Emma McMillan cf	2	0	1	0	1	0	0	0
Alise Hale 2b	2	0	0	0	1	2	3	0
Brayden Lickey dp	2	0	0	0	2	0	0	1
Thais Uyemba 3b	2	0	0	0	0	1	0	0
Camryn Mosher c	2	0	1	0	0	3	0	0
Brooke Wintland 1b	2	0	1	0	0	0	4	0
Sonia Solis lf	1	0	0	0	1	0	0	0
Ashley Haas ph/lf	1	0	0	0	1	0	0	1
Shaina Eyre p	0	0	0	0	0	0	0	0
Totals	18	0	3	0	0	7	14	7

Player	ab	r	h	bb	so	po	a	lob
LOVE, Lauren 2b	3	2	0	1	1	0	2	0
HARRELL, Aly 1b	3	0	2	3	1	0	5	0
PYE, Saige dp	4	1	3	2	0	0	0	0
LEE, Amaya pr	0	0	0	0	0	0	0	0
STEVENSON, Mya rf	3	1	2	0	0	0	0	2
LUCAS, Rielly lf	2	0	0	0	0	0	0	0
KENNEY, Kay Kay lf	0	0	0	0	1	0	0	0
ADAMS, Katie c	2	0	0	0	1	7	1	2
BROWN, Armani pr	0	0	0	0	0	0	0	0
OWEN, Autumn 3b	1	0	0	0	0	1	1	0
FERINGA, Bub 3b	2	1	2	0	0	0	0	0
MICHALLAS, Camryn ss	2	2	1	0	0	0	1	0
COLEMAN, Alex cf	1	1	1	0	0	1	0	0
WHITAKER, Madison ph	1	0	0	0	0	0	0	0
JOYCE, C p	0	0	0	0	0	0	0	0
Totals	24	8	11	6	4	1	15	3

Score by Innings	1	2	3	4	5	R	H	E
Purdue Fort Wayne	0	0	0	0	0	0	3	0
Marshall	0	0	2	4	8	11	10	0

Note: 2 outs, 2 runners LOB when the game ended.

LOB - PUR-FW 3; MAR 8, 2B - Wintland, B.(1); STEVENSON, M.(6); HBP - MICHALLAS, C; SH - COLEMAN, A.(4).

Purdue Fort Wayne	ip	h	r	er	bb	so	ab	bf
Shaina Eyre	4.2	11	8	7	4	1	24	30

Marshall	ip	h	r	er	bb	so	ab	bf
JOYCE, C.	5.0	3	0	0	0	7	18	18

Win - JOYCE, C. (3-2). Loss - Eyre, S. (0-3). Save - None.
WP - Eyre, S.(4); HBP - by Eyre, S. (MICHALLAS, C); PB - Mosher, C.(1).

Umpires -
Start: 11:00 am Time: 1:38 Attendance: 250
Weather: Sunny and feeling better

The Automated ScoreBook

MD Eastern Shore at Marshall

Mar 04, 2022 at Huntington, W.Va. (Dot Hicks Field)

MD Eastern Shore 0 (1-12)

Marshall 4 (11-5)

Player	ab	r	h	bb	so	po	a	lob
KRESLEY, Tatum cf	3	0	1	0	0	1	2	0
ABLEY, McKenzie 2b	3	0	0	0	2	1	6	0
GARCIA, Julia c	3	0	1	0	1	1	0	0
EKSTROM, Kelsie ss	3	0	0	0	0	2	2	2
MILLER, Rebecca 3b	3	0	0	0	0	1	1	0
LEHMAN, Kylee 1b	3	0	0	0	0	0	1	0
ROBERTS, Tyanna lf	3	0	1	0	1	1	0	0
STERLING, Kaylin rf	2	0	0	0	0	1	1	0
MOUNTAIN, Nola dp	2	0	0	0	1	0	0	0
GOODMAN, Nasya p	0	0	0	0	0	0	0	0
Totals	25	0	3	0	9	18	13	4

Player	ab	r	h	bb	so	po	a	lob
LOVE, Lauren 2b	3	0	2	1	0	0	0	2
HARRELL, Aly 1b	3	0	0	0	0	8	0	0
PYE, Saige dp	3	0	0	0	0	0	0	0
STEVENSON, Mya rf	3	2	2	0	0	1	0	0
FERINGA, Bub 3b	3	1	1	0	0	1	2	0
MICHALLAS, Camryn ss	1	0	1	0	0	0	1	0
WHITAKER, Madison pr/ss	2	0	1	0	0	1	0	0
OWEN, Autumn c	2	0	1	0	0	9	1	1
CHELEMEN, Grace lf	2	1	0	0	1	1	1	1
COLEMAN, Alex cf	1	0	0	0	0	0	0	0
NESTER, Sydney p	0	0	0	0	0	0	1	0
Totals	23	4	7	3	1	21	7	4

Score by Innings	1	2	3	4	5	6	7	R	H	E
MD Eastern Shore	0	0	0	0	0	0	0	0	3	0
Marshall	0	1	1	0	2	X	4	7	2	0

E - WHITAKER, M. 2(4); DP - MAR 1; LOB - MOESSB 4; MAR 4, 2B - STEVENSON, M.(7); FERINGA, B.(2); SH - COLEMAN, A.(5); SF - OWEN, A.(2); SB - KRESLEY, T.(6); MICHALLAS, C.(1).

MD Eastern Shore	ip	h	r	er	bb	so	ab	bf
GOODMAN, Nasya	6.0	7	4	4	1	1	23	26

Marshall	ip	h	r	er	bb	so	ab	bf
NESTER, Sydney	7.0	3	0	0	0	9	25	25

Win - NESTER, S. (7-3). Loss - GOODMAN, N. (1-3). Save - None.
WP - GOODMAN, N.(5).

Umpires -
Start: 11:00 pm Time: 1:40 Attendance: 250
Weather: Still sunny and feeling good

The Automated ScoreBook

MD Eastern Shore at Marshall

Mar 05, 2022 at Huntington, W.Va. (Dot Hicks Field)

MD Eastern Shore 1 (1-12)

Marshall 14 (13-5)

Player	ab	r	h	bb	so	po	a	lob
KRESLEY, Tatum cf	3	0	1	0	0	2	1	0
ABLEY, McKenzie 2b	3	0	0	0	1	2	1	0
GARCIA, Julia 3b	2	0	1	0	1	1	0	1
EKSTROM, Kelsie ss	2	0	0	0	2	1	1	0

EARLY SEASON TOURNAMENT HIGHLIGHTS - MARCH MADNESS, 3-0 RECORD

The Automated ScoreBook

Fairfield at Marshall

Mar 11, 2022 at Huntington, W.Va. (Dot Hicks Field)

Fairfield 0 (4-8)

Marshall 8 (14-5)

Player	ab	r	h	bb	so	po	a	lob
Wright, Evie lf/rf	3	0	0	0	1	1	0	0
Rubin, Mikayla 2b	3	0	0	0	0	2	3	2
Sekula, Kasey 3b	0	0	0	0	0	0	0	0
Hoffman, Kaitlin cf	2	0	0	0	0	2	0	0
Warren, Charli lf	0	0	0	0	0	0	0	0
Forbes, Megan 1b	1	0	0	1	1	4	1	0
Updegraff, Haley rf/cf	2	0	0	0	0	2	0	0
Rhinehart, Lauren p	2	0	0	0	1	2	0	0
Robicheau, Madison ss	2	0	0	0	2	0	2	1
Westford, Drew c	2	0	0	0	1	0	0	0
Sylvestre, Morgan 3b/2b	2	0	1	0	0	2	2	0
Rhinehart, Lauren p	0	0	0	0	0	1	0	0
Kudlack, Katie p	0	0	0	0	0	0	0	0
Totals	19	0	1	0	1	6	15	9

Score by Innings	1	2	3	4	5	6	7	R	H	E
Fairfield	0	0	0	0	0	0	0	0	1	0
Marshall	0	1	0	2	3	2	8	13	0	0

Note: None out, 1 runner LOB when the game ended.

LOB - FFD 2; MAR 6 - LOVE, Lauren(6); HARRELL, A.(5); FERLINGA, B.(3); OWEN, A.(2); BROWN, A.(1); HR - HARRELL, A.(3); STEVENSON, M.(5).

Fairfield	ip	h	r	er	bb	so	ab	bf
Rhinehart, Lauren	4.0	7	5	2	2	19	21	
Kudlack, Katie	1.0	6	3	3	0	0	8	

Win - NESTER, S. (9-3). Loss - Rhinehart (0-2). Save - None.

Umpires -
Start: 11:50 am Time: 1:26 Attendance: 150
Weather: Feeling so good, lovely sun
Rhinehart faced 2 batters in the 5th.
Kudlack faced 3 batters in the 6th.



Armani Brown was 3-for-3, scored once, and drove in a career-high 3 runs in the 8-0 win over Fairfield.

The Automated ScoreBook

Norfolk State at Marshall

Mar 11, 2022 at Huntington, W.Va. (Dot Hicks Field)

Norfolk State 6 (10-11)

Marshall 7 (15-5)

Player	ab	r	h	bb	so	po	a	lob
POTTER, Lily 2b	4	1	2	1	0	1	3	2
GUICKIN, Alison lf	4	1	2	0	1	2	0	0
JOSEFA, Tuli dp	4	0	1	0	2	0	0	0
JESSIE, Hannah pr	0	0	0	0	0	0	0	0
VAUGHAN, Gabby 1b	3	0	0	1	1	8	0	1
HICKS, Kenna 3b	1	1	1	0	2	0	1	0
GUICKIN, Gabby pr/3b	1	1	0	0	0	1	0	0
MOORE, Imani cf	3	1	1	0	1	1	0	2
GILBREATH, Rylic c	4	1	1	1	0	3	1	3
JOHNSON, Morgan ss	2	0	0	1	0	1	0	0
DAVIS, Yrall rf	3	1	2	1	0	1	1	0
VALLEJO, Joana p	0	0	0	0	0	0	0	0
ROBINSON, Alexis p	0	0	0	0	0	0	1	0
ANDERSEN, Cam p	0	0	0	0	0	0	1	0
Totals	29	6	11	4	4	7	18	9

Score by Innings	1	2	3	4	5	6	7	R	H	E
Norfolk State	0	6	0	0	0	0	0	6	11	1
Marshall	2	2	1	0	2	0	X	7	11	1

E - POTTER, L.(5); OWEN, A.(4); DP - MAR 1 - LOB - NSU 7; MAR 8 - 2B - POTTER, L.(6); GILBREATH, R.(2); DAVIS, Y.(1); LOVE, Lauren(7); HARRELL, A.(6); WHITAKER, M.(1); SH - JOHNSON, M.(3); BROWN, A.(3); SB - GUICKIN, A.; VAUGHAN, G.(1); STEVENSON, M.(3); CS - GUICKIN, A.(4).

Norfolk State	ip	h	r	er	bb	so	ab	bf
VALLEJO, Joana	0.1	1	2	2	1	1	2	3
ROBINSON, Alexis	2.0	7	3	2	1	12	14	
ANDERSEN, Cam	3.2	3	2	2	2	1	14	16

Win - MCCOWN, B. (1-0). Loss - ANDERSEN, C.(0-4). Save - NESTER, S. (2).
WP - VALLEJO, J.(2); ANDERSEN, C.(10); FERLINGA, B.(1).

Umpires -
Start: 1:50 pm Time: 2:11 Attendance: 150
Weather: So nice, why can't it stay?

The Automated ScoreBook

Fairfield at Marshall

Mar 13, 2022 at Huntington, W.Va. (Dot Hicks Field)

Fairfield 4 (4-9)

Marshall 8 (16-5)

Player	ab	r	h	bb	so	po	a	lob
Warren, Charli lf	2	0	0	0	0	2	0	0
Wright, Evie lf	0	0	0	0	0	2	0	0
Brown, Tabitha lf	1	0	0	0	1	0	0	0
Rubin, Mikayla 2b	3	1	1	0	1	1	0	2
Hoffman, Kaitlin cf	3	1	1	0	2	2	0	0
Forbes, Megan 1b	2	0	0	0	1	3	0	1
Rhinehart, Lauren 1b	1	0	0	0	0	6	0	0
Updegraff, Haley rf	3	2	2	2	0	1	3	0
Westford, Drew c	3	0	0	0	2	1	0	0
Sylvestre, Morgan 3b	2	0	0	0	1	1	0	0
Sekula, Kasey pf/3b	1	0	0	0	1	0	0	0
Cohen, Ava dp	1	0	0	1	1	0	0	0
Robicheau, Madison ss	3	0	0	0	1	0	1	1
Bridgman, Allie p	1	0	0	0	1	0	1	0
Taylor, Bailey p	0	0	0	0	0	0	0	0
Kudlack, Katie p	0	0	0	0	0	0	0	0
Totals	26	4	4	3	2	15	18	10

Score by Innings	1	2	3	4	5	6	7	R	H	E
Fairfield	0	1	3	0	0	0	0	4	4	0
Marshall	0	1	1	4	2	0	X	8	11	1

E - WHITAKER, M.(5); LOB - FFD 4; MAR 11 - Rubin(2); PYE, S.(4); STEVENSON, M.(9); OWEN, A. 2(4); HR - Updegraff(2); LOVE, Lauren(3); PYE, S.(6); HBP - Wright; LUCAS, R. - SB - Hoffman(5); Updegraff(3); Westford(1); Cohen(1); STEVENSON, M.(4); OWEN, A.(3).

Fairfield	ip	h	r	er	bb	so	ab	bf
Bridgman, Allie	2.1	4	2	3	0	11	15	
Taylor, Bailey	1.0	4	4	1	0	7	8	
Kudlack, Katie	2.2	3	2	2	0	11	14	

Win - NESTER, S. (10-3). Loss - Taylor (1-3). Save - None.
WP - NESTER, S.(5); HBP - by Bridgman (1-3); by NESTER, S. (Wright).

Umpires -
Start: 3:15 pm Time: 2:25 Attendance: 150
Weather: It is still cold, dam

Highlights from Thundering Herd March Madness

Friday vs. Fairfield

- Sydney Nester threw a 1-hitter picking up her ninth win and seventh shutout of the season. She struck out 6.
- Armani Brown went 3-for-3 at the plate, scored once and recorded a career-high 3 RBI. She tallied her 100th career hit on her first hit of the game.
- Aly Harrell was 2-of-4 with 3 RBI. It was her 49th career multi-hit game & 38th career-multi-RBI game.
- Mya Stevenson collected two hits and drove in two runs, hitting her fifth home run of the season & 45th of her career.
- Autumn Owen reached base safely all three times at the plate going 2-for-2 with a double, one walk and scored two runs.
- The defense made great plays all game long behind Nester in the win. Marshall had zero errors.
- Lauren Love recorded all three outs in the top of the third. The Herd rolled through the inning in just 4 pitches.
- Aly Harrell hit her 43rd career home run to lead off the bottom of the fourth. Two batters later, Stevenson smashed her 45th for a two-run shot. It was the 4th time this season that MU has hit 2 or more HRs in the same inning.
- Aly Harrell hit the game-endor with the Herd's fifth double of the contest, driving in Brown and Love to get to 8-0 in the 6th.

Friday vs. Norfolk State

- Marshall overcame a 6-2 deficit after the top of the second to defeat the Spartans 7-6. All three of the meetings with Norfolk State have involved Marshall coming back from trailing for a win.
- Cailey Joyce had the start was relieved in the second inning. Bub Feringa came in from left field to pitch and last through the fourth. Feringa ended the fourth with a catch back in the circle that left the bases loaded.
- Brianna McCown saw her first action of the season in the circle after dealing with an injury from the fall semester. McCown came on in relief to start the fifth inning and blew through the Spartan batters. She retired the side in just 9 pitches and tallied her first strikeout of the year on the second batter. McCown earned the win as she was the pitcher of record when Marshall took the lead in the bottom of the fifth.
- Sydney Nester pitched the sixth and seventh innings and struck out three of the six batters faced to earn the save.
- The Herd's defense ended the game with a 5-4-3 double play. With a runner at first, and one out, Madison Whitaker scooped up a grounder at third and threw to Armani Brown at second for one out. Brown then turned to Harrell at first in time to complete the double play.
- MU got within one run in the 3rd inning on a dropped pop fly. The bases were loaded with just one out, Rielly Lucas popped up to second base. Infield fly rule was called by the umpire to retire Lucas, and then the ball was dropped. Autumn Owen quickly sprinted home and touched the plate before the tag.
- MU gained the lead in the fifth. Owen scored from third on a wild pitch to tie the game. Whitaker then scored the go-ahead run on a double from Lauren Love with two outs.
- Aly Harrell was 3-of-4 for her 50th career multi-hit game. She scored 2 runs, her 23rd career multi-run game.
- Autumn Owen was 2-of-3 at the plate and had one walk. She had reached base safely 6-straight times going back to game one vs. Fairfield. She was finally retired in the sixth inning on a ground out that ricocheted off the pitcher's glove directly over to first base.
- Alex Coleman had two hits, her first career multi-hit game.

Sunday vs. Fairfield

- Sydney Nester overcame a rough start, allowing four runs through the first three innings, to shut down Fairfield for her 10th win of the season. Nester struck out the last seven batters she faced and finished the game with a season-high 15, which also tied her career-best.
- Marshall collected 11 hits, its 4th-straight game with double-digit hits, tied for the 3rd-longest streak since 2000. The team record is 6-straight games April 2-9, 2014. Once against Radford (10), 3x at MTSU (12, 15, 10) and 2x at Northern Kentucky (19, 14).
- Autumn Owen reached base safely all 4 times going 3-for-3 with two doubles and one walk. Owen drove in 2 runs and set a career-high with 16 putouts on defense. It was the 4th-straight game of 2 or more hits for Owen, tied for the 4th-longest streak in team history.
- Mya Stevenson was 3-of-4 at the plate and hit her team-leading ninth double of the year. She drove in two runs in the fifth to give the Herd an 8-4 lead.
- Saige Pye was 2-of-3 with a 2-run home run, a double and a walk. Pye set a career-high with 3 runs scored.
- Lauren Love overcame a rough day at the plate to hit a 2-run homer in the fourth inning to tie the game at 4-4. Pye then hit her 2-run homer to give MU the lead. It was the fifth time this season that the Herd at least 2 homers in the same inning.
- Aly Harrell was walked once bringing her career total to 146. She needs just one more to tie Rachel Folden for the most in team history.



**Megan
Smith**

**Head Coach
4th Season
North Carolina '99**



Megan Smith Lyon enters her fourth season in 2022 leading the Marshall softball team after being hired as the program's fourth head coach on July 25, 2018. Coach Smith Lyon became the fastest to reach 50 wins in program history, needing just 76 games to get there, as she earned her 50th at Marshall with a dominating 8-0 win in five innings over Rhode Island on Feb. 23, 2020.

Coach Smith Lyon's record at Marshall is 99-51, a .660 winning percentage, and 492-316 overall (16 years).

Despite no postseason awards been given out in 2020 due to the season being canceled, in her tenure Smith Lyon has had eight players named all-conference, nine C-USA player/pitchers of the week and four all-region. Her players have starred in the classroom as well with players named to the C-USA Commissioner's Honor Roll 45 times, seven receiving the Academic Medal, and 10 as NFCA Academic All-Americans.

Smith Lyon carried her team through a difficult year in 2021 dealing with restrictions from the COVID-19 pandemic, and still finished with a winning record of 20-13. The Herd still ranked among the nation's best in doubles per game (seventh), home runs per game (12th), slugging percentage (16th), on base percentage (23rd) and scoring (27th).

Marshall was off to a record-breaking start offensively in 2020 before the year came to an abrupt end after 25 games, due to the cancellation of the season from the outbreak of the COVID-19 virus. The Herd was on pace to eclipse records that were set just the season before. As a team Marshall was batting .357, slugging .643, an on base percentage of .440, and was leading the nation in home runs per game with 1.92 (48 total). The team was on pace to hit the century mark in homers by the end of the regular season. The offensive onslaught started from the beginning of the year and picked up pace during the Pirate Classic (Feb. 28-March 1) as Marshall blasted 15 home runs in five games. The Herd tied its single-game record of five home runs twice. The first time came against the Delaware State Hornets (Feb. 28) and then at No. 11 Kentucky (March 11). Marshall was seventh in the nation in scoring with 7.56 runs per game, with the old team record of 5.40 set in 2015. Other per game averages that displayed the Herd's offensive prowess included 9.84 hits (old record 9.28 in 2015), 1.64 doubles (1.40 set in 2008), 6.96 RBI (4.88 set in 2019), 17.72 total bases (12.31 set in 2017), and 3.48 walks per contest (3.44 set in 2019). Marshall had eight wins by the mercy rule, tied for third-most in a season (2006) in team history.

Coach Smith led a big turnaround for the Herd with a 17-win improvement (tied for second-best in program history) at 42-22.

Her first season with the Herd was a record-breaking one along with leading the team to the Conference USA Championship game for the first time since 2014 as the No. 4 seed in the tournament. Following the 3-1 championship game loss to No. 2 seed Louisiana Tech, Marshall received an invite to the National Invitational Softball Championship and played in the Lynchburg, Va., Regional. Again Marshall fought its way into the regional championship game before falling to the host Liberty Flames. The Herd ended the season tying the record for most wins in a season with 42.

Coach Smith won her debut game for the Green and White with a 5-2 victory over UC-Riverside (Feb. 8) in San Diego, Calif. She earned her 400th career coaching victory with a 10-1 win against Presbyterian (Feb. 16). The Herd finished the early part of the season with a 17-6 record before diving into Conference USA action. Marshall was predicted to finish eighth in the preseason coaches' poll but battled through to a 17-7 record with the series win in 7-of-8 conference matchups. The Herd played well at home with a 13-6 record including two walk-off victories at the Dot in conference action against WKU and Louisiana Tech.

During the season, the team as well as individual players were ranked nationally in many statistical categories. By the end of the season Marshall was ranked in the top 100 in home runs (19th), shutouts (tied for 21st), slugging percentage (27th), on base percentage (40th), runs per game (45th), winning percentage (51st) and fielding percentage (97th). Individually Aly Harrell led the country in total walks (68) and combined free passes with 85 (68 walks and 17 hit-by-pitches). Sierra Huerta led the nation in hit-by-pitches with 30 which was also good for 12th most all-time in NCAA history. Freshman Mya Stevenson led all freshman across Division I with 20 homers. Marshall players in total ranked in the top 50 in the coun-

try 17 times by the end of the 2019 season.

The 2019 Marshall softball team broke or tied 15 team records and 15 individual records.

Team Records:

Most postseason games played – 10, previous record of six in 2013 & 2017
Most games played – 64, previous record of 62 set in 1996
Highest slugging percentage – .489, previous record of .465 set in 2008
Most runs scored – 339, previous record of 282 set in 2014
Most doubles – 83, previous record of 80 set in 2005
Most home runs – 79, previous record of 52 set in 2008
Most RBI – 312, previous record of 244 set in 2008
Most total bases – 785, previous record of 669 set in 2008
Most walks – 220, previous record of 166 set in 2007
Most hit-by-pitches – 74, previous record of 51 set in 2010
Most shutouts – 16, previous record of 15 set in 1997
Most times back-to-back home runs in a season – 4
Tied for most wins – 42, set in 2017
Tied for most triples – 13, set in 2017
Tied most home runs in a game – 5 vs. Presbyterian, set in 2014 at Northern Kentucky

Individual Records:

On base percentage single-season and career – Aly Harrell .578 season and .539 career
Games played and started – 64 Aly Harrell and Sierra Huerta
Triples – 7 Blakely Burch
Home runs – 20 Mya Stevenson (also freshman record)
Walks – 68 Aly Harrell
Hit-by-pitches – 30 Sierra Huerta
Total bases by freshman – 130 Mya Stevenson
Putouts – 459 Aly Harrell
Cycle – Mya Stevenson at Charlotte, first ever in program history
Tied walks in a game – 4 Aly Harrell
Tied hit-by-pitches in a game – 3 Aly Harrell
Longest streak of games with at least one RBI – 10 Aly Harrell

Smith, who sported a career record of 393-265 prior to coming to Marshall, led the Jayhawks to six consecutive 30-win seasons and back-to-back appearances in the NCAA Tournament in 2014 and 2015 during her nine seasons at the helm. The 2015 campaign yielded the first 40-win season for the program in 23 years, the best start in school history for the second time in her tenure (12-0) and seven consecutive weeks in the top 25. Her 2013 team recorded the program's highest winning percentage (.680) in 21 years, broke the Big 12 record for batting average (.345), the highest mark in the NCAA that season. In 2012, Kansas had a 20-game win streak and, the year before, boasted an 11.5 game won-loss record improvement, the 16th-best turnaround in NCAA history. The 26-3 mark to open the 2011 season was also the best start in the program's history.

"I am extremely honored and excited to be a part of the Marshall family," said Smith. "There is such a strong history and tradition of success within the softball program and I am humbled to now be a part of that. I want to thank Mike Hamrick for this incredible opportunity for me and my son Cooper. I am eager to get to know the players and to get started this fall!"

At Kansas, she coached one All-American, one academic All-American, 20 All-Big 12 selections, 20 NFCA (National Fastpitch Coaches Association) All-Region selections, 50 All-Big 12 Academic Team honorees, three Big 12 Scholar Athletes of the Year and three student-athletes taken in the NPF (National Pro Fastpitch) Draft. The program also set single-season fielding percentage (2014, .979-second-highest nationally) and home run records during her time as head coach (60, 2011).

Prior to her time in Lawrence, Smith was an assistant for LSU for three seasons, where she helped the Tigers in winning the 2007 SEC Tournament and the Stanford Regional in the NCAA Tournament en route to 55 wins. LSU finished the regular season ranked third in the ESPN/USA Today poll. The following season, the Tigers picked up 44 wins on their way to a #9 national seed in the NCAA Tournament. During her tenure, she mentored two All-Americans and five NFCA All-South Region honorees.

Smith started the softball program at Western Carolina and posted a 41-20 record in WCU's inaugural season, earning 2006 Southern Conference Coach of the Year honors, while leading the Catamounts to the league's

regular season title. That season, five student-athletes garnered first-team all-league acclaim, with another on the second team and two more were tabbed on the NFCA Southeast All-Region second team. She also coached the conference's 2006 Pitcher of the Year and Freshman of the Year. WCU broke the league's single-season home run record (81) that year, part of an explosive offensive season for the program (third in the nation in home runs per game, 14th in slugging percentage, 19th in scoring).

She also had assistant coaching stops at her alma mater North Carolina (2004), where she helped the Tar Heels reach the NCAA Tournament, and at Charlotte in 2003.

Her first head coaching position came at Young Harris College in Georgia, where she put up a 79-41 record over two seasons.

"We are very much looking forward to Megan leading our softball pro-

gram," said Marshall Director of Athletics Mike Hamrick. "She is a proven winner and has a reputation for helping mold top-quality student-athletes. Our program is eager for her arrival in Huntington."

Smith, who is an NCAA Division I Softball Committee member, graduated from North Carolina in May 1999 with a Bachelor of Arts in Physical Education and Recreation Studies. She received her Master of Science in Human Performance and Sport Studies from Tennessee in August of 2000.

A Walkertown, N.C. native, Smith and the late Paul Buske have one son, Cooper.

Smith and assistant coach Corey Lyon, married on May 22, 2020.

COACH SMITH YEAR-BY-YEAR

Year	School	Record	Conference	Post Season
2001	Young Harris	34-25		NJCAA Regional Runner-up
2002	Young Harris	45-16		NJCAA Regional Runner-up
2005	W. Carolina	0-0		Start of the program
2006	W. Carolina	41-20	16-4	1st Southern Conference
2010	Kansas	21-35	2-16	10th Big 12
2011	Kansas	31-22	2-16	10th Big 12
2012	Kansas	31-20	6-17	9th Big 12
2013	Kansas	34-16	9-8	4th Big 12
2014	Kansas	34-23	7-11	5th Big 12/NCAA Regionals (1-2)
2015	Kansas	40-15	8-10	5th Big 12/NCAA Regionals (2-2)
2016	Kansas	31-20	8-9	4th Big 12
2017	Kansas	24-28	3-14	7th Big 12
2018	Kansas	27-25	2-16	7th Big 12
2019	Marshall	42-22	17-7	4th C-USA/C-USA Tourn. Runner-Up/NISC Lynchburg Regional Runner-Up (3-2)
2020	Marshall	18-7	0-0	Remainder of season was canceled due to COVID-19 pandemic
2021	Marshall	20-13	8-8	7th C-USA, Abbreviated season due to COVID-19
2022	Marshall	19-9	3-3	
Record 16 yrs		492-316	91-139	
Record Div I 13 yrs		413-273	91-139	
at Young Harris 2 yrs		79-41		
at Western Carolina 1 yr		41-20	16-4	
at Kansas 9 yrs		273-204	47-117	
At Marshall 4 yrs		99-51	28-18	



In memory of **Emileigh Cooper** (three photos to the right), who the Herd Family tragically lost in February of 2016, the Marshall softball team established the Warrior Award in 2017, that will be given out each year to the player that best personifies the qualities that Cooper held as a member of the Herd from 2012 to 2015.

As a senior in 2015, Cooper roared to the forefront as a leader for Marshall, batting .434 and being named second team All-Conference USA. From walk-on to All-Conference performer, Cooper knew how to get her teammates fired up and ready on game day..... (Pause in video for WEARE clip)..... In 2015, players were told to pick one word that held significant meaning to them and Cooper chose "Warrior". Her identity statement for that season was "I am a confident Warrior, I am the fire in C-USA that will always keep burning." On March 13, 2015 at Dot Hicks Field, Cooper came to plate in the 10th inning with Rebecca Myslenski at first, as Marshall was locked against WKU in a scoreless game. Before Emileigh went up to the plate she turned around and looked at teammate Elicia D'Orazio who was due up next and said, "Don't worry about getting ready. I'm going to end this now." Two pitches later she did just that hitting a walk-off home run. A Warrior.

Rebecca Myslenski won the inaugural Warrior Award in 2017 as a member of the MUSB Family who stuck through major injuries, being medically disqualified, and stayed with the team taking on a major role with the staff. Myslenski played sparingly during her freshman and sophomore seasons due to knee injuries. However, when she was in the game she could be relied on to make the tough plays, especially while playing at first base. She had to stop playing after her sophomore year, but instead of leaving the team or Marshall, Myslenski came back as a student assistant and helped the Herd over the next two years in many capacities. She still kept a great attitude despite not being able to play, and did whatever she could to help MUSB.

Madi Marshall won the award in 2018. The senior showed grit and fight while struggling through some health issues to always have a great attitude and could keep the team in great spirits. Madi's electric personality was well in line with Cooper's as Madi was able to learn from Cooper during Madi's freshman year in 2015. She kept a smile on her face even when not in the starting lineup and again would do whatever was needed to help MUSB. Madi played second base, outfield, came in as a pinch runner or a pinch hitter. She hit the only home run of her career as a grand slam against FIU during senior weekend in 2016. Madi also set a team record as a pinch runner, scoring a run in 10-straight contests in 2017.

Hayden Ellis earned the honor in 2019. The senior catcher battled through adversity on and off the field. She stuck with the Herd backing up Taylor McCord at catcher through her first three years. As a senior, Hayden fought her way back from a shoulder injury that took away most of her junior season to have a career year. She set career-highs in every category

and even had an explosive weekend against Louisiana Tech at home. During the Saturday doubleheader, as the Herd celebrated its Strikeout Cancer Day, Hayden belted three home runs in the two games with her father in attendance who had going through his cancer battle. The next day, on Emileigh Cooper Day, she was given the Warrior Award on the field before the series finale.

Due to the COVID-19 pandemic cutting the season short after just 25 games, no Warrior Award was given in 2020.

Blakely Burch won the award in 2021. The redshirt senior fought back from a serious knee injury that ended her 2020 season early, even before it ended for everyone else. Blakely came to Huntington in the summer of 2017 after spending her freshman season at USC Upstate. Over the next four years, Blakely developed into a leader on and off the field, and came through clutch in many situations. She starred in the 2019 setting the team record for triples in a season with seven. Blakely had two walkoffs in her career with one in 2020 against East Tennessee State, and a 2-run double to defeat Louisiana Tech on, none other than Emileigh Cooper Day. She worked her way back from surgery, while also finishing school, planning a wedding and getting accepted into the nursing program at Jacksonville. Her fire and passion was always present on the field and in the dugout, and will forever have a permanent place in Marshall Softball History.

Warrior Award Winners
 2017 - **Rebecca Myslenski**
 2018 - **Madi Marshall**
 2019 - **Hayden Ellis**
 2020 - **No award given (COVID-19)**
 2021 - **Blakely Burch**



2017 Warrior Award winner Rebecca Myslenski with Emileigh Cooper's family (left side).



2018 Warrior Award winner Madi Marshall with Cooper's sister & mom as well as her own parents.



2019 Warrior Award winner Hayden Ellis with Cooper's parents, her own family & MUSB.



2021 Warrior Award winner Blakely Burch after a special ceremony at the Pullman Plaza Theater.

The Automated ScoreBook
Overall Statistics for Marshall (as of Mar 27, 2022)
(All games Sorted by Batting avg)

Record: 19-9 Home: 11-0 Away: 2-5 Neutral: 6-4 C-USA: 3-3

Player	avg	gp-gs	ab	r	h	2b	3b	hr	rbi	tb	slg%	bb	hp	so	gdp	ob%	sf	sh	sb-att	po	a	e	fld%
43 HARRELL, Aly	.506	28-28	77	25	39	9	0	4	23	60	.779	22	7	3	0	.642	0	0	1-1	181	0	0	1.000
16 PYE, Saige	.383	28-28	81	20	31	5	0	8	27	60	.741	11	5	9	1	.480	1	0	0-0	0	0	0	.000
23 STEVENSON, Mya	.375	28-28	80	23	30	9	0	11	31	72	.900	10	2	15	0	.447	2	0	6-6	16	1	0	1.000
20 MICHALLAS, Camryn	.367	14-13	30	7	11	1	0	0	5	12	.400	0	1	4	1	.387	0	0	1-1	10	19	4	.879
0 OWEN, Autumn	.353	26-24	68	15	24	5	0	2	9	35	.515	8	0	14	1	.410	2	0	4-5	56	44	4	.962
9 LOVE, Lauren	.321	27-26	84	19	27	7	0	3	22	43	.512	6	3	9	1	.387	0	3	1-1	26	26	3	.945
48 FERINGA, Bub	.313	16-9	32	6	10	3	0	1	8	16	.500	1	0	2	0	.324	1	0	0-0	4	8	0	1.000
28 KENNEY, Kay Kay	.257	19-9	35	6	9	2	1	1	7	16	.457	2	3	9	1	.350	0	0	1-1	9	0	1	.900
44 ADAMS, Katie	.242	24-24	62	14	15	6	0	4	15	33	.532	11	3	9	0	.382	0	0	0-0	155	15	1	.994
1 CHELEMEN, Grace	.226	25-17	53	11	12	5	0	0	6	17	.321	8	0	10	0	.323	1	0	3-3	19	1	0	1.000
3 BROWN, Armani	.205	24-20	39	7	8	1	0	0	3	9	.231	3	0	6	0	.262	0	4	3-3	17	24	2	.953

77 WHITAKER, Madison	.320	14-9	25	4	8	3	0	1	4	14	.560	4	1	4	0	.433	0	0	0-0	7	12	6	.760
4 COLEMAN, Alex	.286	23-12	21	13	6	0	0	0	2	6	.286	3	0	2	0	.375	0	5	3-3	11	0	1	.917
13 LUCAS, Rielly	.250	15-6	20	5	5	1	0	0	6	6	.300	8	1	1	0	.483	0	0	0-0	0	0	0	.000
7 LEE, Amaya	.000	18-0	1	8	0	0	0	0	0	0	.000	0	0	1	0	.000	0	0	0-0	0	0	0	.000
49 ULRICH, Brooklyn	.000	7-0	0	2	0	0	0	0	0	0	.000	1	0	0	0	1.000	0	0	1-1	1	0	0	1.000
Totals	.332	28	708	185	235	57	1	35	168	399	.564	98	26	98	5	.428	7	12	24-25	517	178	24	.967
Opponents	.227	28	662	82	150	27	3	14	74	225	.340	51	13	212	3	.292	7	5	31-34	498	207	25	.966

LOB - Team (169), Opp (138). DPs turned - Team (7), Opp (13). CI - Team (0), Opp (1).

(All games Sorted by Earned run avg)

Player	era	w-l	app	gs	cg	sho	sv	ip	h	r	er	bb	so	2b	3b	hr	b/avg	wp	hp	bk	sfa	sha
21 NESTER, Sydney	1.52	12-5	22	17	15	7/0	2	115.0	72	35	25	27	172	13	2	5	.171	6	5	0	2	3
14 JOYCE, C.	4.78	5-2	9	8	3	1/0	0	33.2	44	25	23	11	28	11	1	8	.317	2	3	0	3	1

48 FERINGA, Bub	2.69	1-0	6	1	0	0/0	0	13.0	19	9	5	8	6	1	0	0	.322	1	0	0	1	0
22 MCCOWN, Brianna	6.46	1-2	3	1	0	0/0	0	4.1	6	6	4	2	3	1	0	0	.353	0	1	0	1	1
34 BLESSIN, Ashley	7.74	0-0	3	1	0	0/0	0	6.1	9	7	7	3	3	1	0	1	.333	0	4	0	0	0
Totals	2.60	19-9	28	28	18	8/0	2	172.1	150	82	64	51	212	27	3	14	.227	9	13	0	7	5
Opponents	6.96	9-19	28	28	5	2/1	2	166.0	235	185	165	98	98	57	1	35	.332	14	26	0	7	12

PB - Team (11), ADAMS, K. 11, Opp (5). SBA/ATT - ADAMS, K. (22-24), NESTER, S. (20-20), OWEN, A. (9-10), FERINGA, B. (8-10), BLESSIN, A. (2-3), JOYCE, C. (1-1).

The Automated ScoreBook
Overall Statistics for Marshall (as of Mar 27, 2022)
(All games Sorted by Fielding pct)

Player	c	po	a	e	fld%	dp	sba	csb	sba%	pb	ci
43 HARRELL, Aly	181	181	0	0	1.000	4	0	0	.000	0	0
1 CHELEMEN, Grace	20	19	1	0	1.000	1	0	0	.000	0	0
23 STEVENSON, Mya	17	16	1	0	1.000	1	0	0	.000	0	0
48 FERINGA, Bub	12	4	8	0	1.000	1	8	2	.800	0	0
14 JOYCE, C.	5	2	3	0	1.000	1	1	0	1.000	0	0
34 BLESSIN, Ashley	5	0	5	0	1.000	0	2	1	.667	0	0
22 MCCOWN, Brianna	2	1	1	0	1.000	0	0	0	.000	0	0
49 ULRICH, Brooklyn	1	1	0	0	1.000	0	0	0	.000	0	0
44 ADAMS, Katie	171	155	15	1	.994	0	22	2	.917	11	0
0 OWEN, Autumn	104	56	44	4	.962	2	9	1	.900	0	0
3 BROWN, Armani	43	17	24	2	.953	1	0	0	.000	0	0
9 LOVE, Lauren	55	26	26	3	.945	1	0	0	.000	0	0
4 COLEMAN, Alex	12	11	0	1	.917	0	0	0	.000	0	0
21 NESTER, Sydney	23	2	19	2	.913	0	20	0	1.000	0	0
28 KENNEY, Kay Kay	10	9	0	1	.900	0	0	0	.000	0	0
20 MICHALLAS, Camryn	33	10	19	4	.879	2	0	0	.000	0	0
77 WHITAKER, Madison	25	7	12	6	.760	2	0	0	.000	0	0
13 LUCAS, Rielly	0	0	0	0	.000	0	0	0	.000	0	0
7 LEE, Amaya	0	0	0	0	.000	0	0	0	.000	0	0
16 PYE, Saige	0	0	0	0	.000	0	0	0	.000	0	0
Totals	719	517	178	24	.967	7	31	3	.912	11	0
Opponents	730	498	207	25	.966	13	24	1	.960	5	1

Hitting minimums - 1 Games 1 AB 1.0 AB/Game 1 TPA 1.0 TPA/Game

Pitching minimums - 1 Games 1 IP 1 BF 1.0 IP/Game

The Automated ScoreBook
Conference statistics for Marshall (as of Mar 27, 2022)
(C-USA games only Sorted by Batting avg)

Record: 3-3 Home: 3-0 Away: 0-3 C-USA: 3-3

Player	avg	gp-gs	ab	r	h	2b	3b	hr	rbi	tb	slg%	bb	hp	so	gdp	ob%	sf	sh	sb-att	po	a	e	fld%
43 HARRELL, Aly	.600	6-6	15	6	9	3	0	1	4	15	1.000	7	0	1	0	.727	0	0	0-0	44	0	0	1.000
23 STEVENSON, Mya	.353	6-6	17	6	6	0	0	5	11	21	1.235	2	2	4	0	.476	0	0	2-2	7	1	0	1.000
16 PYE, Saige	.333	6-6	18	2	6	1	0	2	5	13	.722	2	0	1	0	.381	1	0	0-0	0	0	0	.000
77 WHITAKER, Madison	.333	3-2	6	1	2	2	0	0	1	4	.667	1	1	1	0	.500	0	0	0-0	2	3	0	1.000
44 ADAMS, Katie	.294	6-6	17	2	5	2	0	1	2	10	.588	2	0	3	0	.368	0	0	0-0	33	3	0	1.000
0 OWEN, Autumn	.263	6-6	19	4	5	1	0	1	2	9	.474	1	0	4	0	.300	0	0	1-1	2	18	0	1.000
1 CHELEMEN, Grace	.231	5-5	13	3	3	3	0	0	2	6	.462	2	0	1	0	.333	0	0	1-1	7	0	0	1.000
28 KENNEY, Kay Kay	.222	3-3	9	0	2	1	0	0	0	3	.333	0	1	2	0	.300	0	0	0-0	2	0	1	.667
3 BROWN, Armani	.154	6-6	13	3	2	0	0	0	0	2	.154	1	0	2	0	.214	0	1	1-1	4	3	1	.875
9 LOVE, Lauren	.150	6-6	20	0	3	0	0	0	2	3	.150	0	1	2	0	.190	0	0	0-0	5	2	0	1.000

48 FERINGA, Bub	.000	3-1	4	0	0	0	0	0	0	0	.000	0	0	0	0	.000	0	0	0-0	1	1	0	1.000
13 LUCAS, Rielly	.000	2-0	2	0	0	0	0	0	1	0	.000	0	0	1	0	.000	0	0	0-0	0	0	0	.000
4 COLEMAN, Alex	.000	5-1	2	3	0	0	0	0	0	0	.000	0	0	0	0	.000	0	0	0-0	4	0	0	1.000
7 LEE, Amaya	.000	4-0	0	1	0	0	0	0	0	0	.000	0	0	0	0	.000	0	0	0-0	0	0	0	.000
Totals	.277	6	155	31	43	13	0	10	30	86	.555	18	5	22	0	.369	1	1	5-5	112	40	3	.981
Opponents	.232	6	138	17	32	7	1	1	17	44	.319	10	3	32	1	.292	3	2	1-2	115	37	4	.974

LOB - Team (35), Opp (27). DPs turned - Team (2), Opp (2). CI - Team (0), Opp (1).

(C-USA games only Sorted by Earned run avg)

Player	era	w-l	app	gs	cg	sho	sv	ip	h	r	er	bb	so	2b	3b	hr	b/avg	wp	hp	bks	sfa	sha
21 NESTER, Sydney	2.05	2-2	5	4	4	0/0	0	27.1	19	11	8	6	28	4	1	1	.192	1	2	0	1	1

14 JOYCE, C.	1.75	1-0	1	1	0	0/0	0	4.0	2	1	1	3	2	1	0	0	.143	0	0	0	0	0
48 FERINGA, Bub	2.33	0-0	1	0	0	0/0	0	3.0	5	1	1	1	0	1	0	0	.417	0	0	0	1	0
22 MCCOWN, Brianna	9.33	0-1	1	1	0	0/0	0	3.0	6	4	4	0	2	1	0	0	.462	0	1	0	1	1
Totals	2.62	3-3	6	6	4	0/0	0	37.1	32	17	14	10	32	7	1	1	.232	1	3	0	3	2
Opponents	5.11	3-3	6	6	0	1/1	1	38.1	43	31	28	18	22	13	0	10	.277	0	5	0	1	1

The Automated ScoreBook
Conference statistics for Marshall (as of Mar 27, 2022)
(C-USA games only Sorted by Fielding pct)

Player	c	po	a	e	fld%	dp	sba	csb	sba%	pb	ci
43 HARRELL, Aly	44	44	0	0	1.000	2	0	0	.000	0	0
44 ADAMS, Katie	36	33	3	0	1.000	0	1	1	.500	3	0
0 OWEN, Autumn	20	2	18	0	1.000	1	0	0	.000	0	0
23 STEVENSON, Mya	8	7	1	0	1.000	1	0	0	.000	0	0
1 CHELEMEN, Grace	7	7	0	0	1.000	0	0	0	.000	0	0
9 LOVE, Lauren	7	5	2	0	1.000	0	0	0	.000	0	0
77 WHITAKER, Madison	5	2	3	0	1.000	1	0	0	.000	0	0
4 COLEMAN, Alex	4	4	0	0	1.000	0	0	0	.000	0	0
48 FERINGA, Bub	2	1	1	0	1.000	0	0	1	.000	0	0
22 MCCOWN, Brianna	2	1	1	0	1.000	0	0	0	.000	0	0
21 NESTER, Sydney	9	0	8	1	.889	0	1	0	1.000	0	0
3 BROWN, Armani	8	4	3	1	.875	0	0	0	.000	0	0
28 KENNEY, Kay Kay	3	2	0	1	.667	0	0	0	.000	0	0
7 LEE, Amaya	0	0	0	0	.000	0	0	0	.000	0	0
13 LUCAS, Rielly	0	0	0	0	.000	0	0	0	.000	0	0
14 JOYCE, C.	0	0	0	0	.000	0	0	0	.000	0	0
16 PYE, Saige	0	0	0	0	.000	0	0	0	.000	0	0
Totals	155	112	40	3	.981	2	1	1	.500	3	0
Opponents	156	115	37	4	.974	2	5	0	1.000	1	1

Hitting minimums - 1 Games 1 AB 1.0 AB/Game 1 TPA 1.0 TPA/Game

Pitching minimums - 1 Games 1 IP 1 BF 1.0 IP/Game

The Automated ScoreBook
Overall Statistics for Marshall (as of Mar 27, 2022)
(Last 10 Games Sorted by Batting avg)

Record: 6-4 Home: 6-0 Away: 0-4 C-USA: 3-3

Player	avg	gp-gs	ab	r	h	2b	3b	hr	rbi	tb	slg%	bb	hp	so	gdp	ob%	sf	sh	sb-att	po	a	e	fld%
43 HARRELL, Aly	.586	10-10	29	10	17	5	0	2	10	28	.966	8	2	1	0	.692	0	0	0-0	67	0	0	1.000
16 PYE, Saige	.414	10-10	29	6	12	2	0	3	9	23	.793	7	0	2	0	.514	1	0	0-0	0	0	0	.000
23 STEVENSON, Mya	.406	10-10	32	9	13	1	0	7	17	35	1.094	3	2	5	0	.486	0	0	4-4	9	1	0	1.000
0 OWEN, Autumn	.387	10-10	31	8	12	4	0	1	5	19	.613	5	0	6	0	.472	0	0	2-2	25	23	1	.980
1 CHELEMEN, Grace	.313	9-5	16	5	5	3	0	0	2	8	.500	4	0	1	0	.450	0	0	1-1	10	0	0	1.000
44 ADAMS, Katie	.286	8-8	21	4	6	2	0	1	3	11	.524	4	1	3	0	.423	0	0	0-0	47	3	0	1.000
4 COLEMAN, Alex	.273	9-5	11	5	3	0	0	0	0	3	.273	0	0	0	0	.273	0	0	0-0	5	0	0	1.000
3 BROWN, Armani	.261	10-10	23	5	6	1	0	0	3	7	.304	2	0	2	0	.320	0	2	1-1	8	7	1	.938
77 WHITAKER, Madison	.250	6-4	12	2	3	3	0	0	1	6	.500	2	1	2	0	.400	0	0	0-0	4	10	2	.875
28 KENNEY, Kay Kay	.200	6-3	15	1	3	1	0	0	0	4	.267	0	1	2	0	.250	0	0	0-0	4	0	1	.800
48 FERINGA, Bub	.200	6-4	10	0	2	1	0	0	0	3	.300	1	0	0	0	.273	0	0	0-0	2	1	0	1.000
9 LOVE, Lauren	.194	10-10	36	3	7	2	0	1	5	12	.333	2	1	6	0	.256	0	0	0-0	9	9	0	1.000

13 LUCAS, Rielly	.000	5-1	4	0	0	0	0	0	1	0	.000	2	1	1	0	.429	0	0	0-0	0	0	0	.000
7 LEE, Amaya	.000	8-0	0	3	0	0	0	0	0	0	.000	0	0	0	0	.000	0	0	0-0	0	0	0	.000
Totals	.331	10	269	61	89	25	0	15	56	159	.591	40	9	31	0	.433	1	2	8-8	192	63	6	.977
Opponents	.240	10	242	35	58	13	2	4	32	87	.360	24	4	68	2	.315	3	3	10-12	187	74	6	.978

LOB - Team (74), Opp (48). DPs turned - Team (3), Opp (4). CI - Team (0), Opp (1).

(Last 10 Games Sorted by Earned run avg)

Player	era	w-l	app	gs	cg	sho	sv	ip	h	r	er	bb	so	2b	3b	hr	b/avg	wp	hp	bks	sfa	sha
21 NESTER, Sydney	2.32	4-2	9	7	6	1/0	1	48.1	35	20	16	13	60	7	2	4	.198	2	3	0	1	1

48 FERINGA, Bub	1.17	0-0	3	0	0	0/0	0	6.0	9	3	1	6	2	1	0	0	.360	1	0	0	1	0
22 MCCOWN, Brianna	6.46	1-2	3	1	0	0/0	0	4.1	6	6	4	2	3	1	0	0	.353	0	1	0	1	1
14 JOYCE, C.	7.88	1-0	2	2	0	0/0	0	5.1	8	6	6	3	3	4	0	0	.348	0	0	0	0	1
Totals	2.95	6-4	10	10	6	1/0	1	64.0	58	35	27	24	68	13	2	4	.240	3	4	0	3	3
Opponents	6.18	4-6	10	10	0	1/1	1	62.1	89	61	55	40	31	25	0	15	.331	3	9	0	1	2

PB - Team (6), ADAMS, K. 6, Opp (1). SBA/ATT - NESTER, S. (7-7), OWEN, A. (6-7), FERINGA, B. (3-5), ADAMS, K. (4-5).

The Automated ScoreBook
Overall Statistics for Marshall (as of Mar 27, 2022)
(Last 10 Games Sorted by Fielding pct)

Player	c	po	a	e	fld%	dp	sba	csb	sba%	pb	ci
43 HARRELL, Aly	67	67	0	0	1.000	3	0	0	.000	0	0
44 ADAMS, Katie	50	47	3	0	1.000	0	4	1	.800	6	0
9 LOVE, Lauren	18	9	9	0	1.000	0	0	0	.000	0	0
23 STEVENSON, Mya	10	9	1	0	1.000	1	0	0	.000	0	0
1 CHELEMEN, Grace	10	10	0	0	1.000	0	0	0	.000	0	0
4 COLEMAN, Alex	5	5	0	0	1.000	0	0	0	.000	0	0
48 FERINGA, Bub	3	2	1	0	1.000	0	3	2	.600	0	0
22 MCCOWN, Brianna	2	1	1	0	1.000	0	0	0	.000	0	0
0 OWEN, Autumn	49	25	23	1	.980	1	6	1	.857	0	0
3 BROWN, Armani	16	8	7	1	.938	1	0	0	.000	0	0
21 NESTER, Sydney	10	1	8	1	.900	0	7	0	1.000	0	0
77 WHITAKER, Madison	16	4	10	2	.875	2	0	0	.000	0	0
28 KENNEY, Kay Kay	5	4	0	1	.800	0	0	0	.000	0	0
7 LEE, Amaya	0	0	0	0	.000	0	0	0	.000	0	0
14 JOYCE, C.	0	0	0	0	.000	0	0	0	.000	0	0
16 PYE, Saige	0	0	0	0	.000	0	0	0	.000	0	0
13 LUCAS, Rielly	0	0	0	0	.000	0	0	0	.000	0	0
Totals	261	192	63	6	.977	3	10	2	.833	6	0
Opponents	267	187	74	6	.978	4	8	0	1.000	1	1

Hitting minimums - 1 Games 1 AB 1.0 AB/Game 1 TPA 1.0 TPA/Game

Pitching minimums - 1 Games 1 IP 1 BF 1.0 IP/Game

The Automated ScoreBook
Overall Statistics for Marshall (as of Feb 20, 2022)
(Buzz Classic Sorted by Batting avg)

Record: 3-1 Home: 0-0 Away: 0-0 Neutral: 3-1 C-USA: 0-0

Player	avg	gp-gs	ab	r	h	2b	3b	hr	rbi	tb	slg%	bb	hp	so	gdp	ob%	sf	sh	sb-att	po	a	e	fld%
9 LOVE, Lauren	.500	3-2	6	1	3	0	0	1	3	6	1.000	0	0	0	0	.500	0	0	0-0	2	1	0	1.000
77 WHITAKER, Madison	.500	2-2	4	1	2	0	0	1	2	5	1.250	0	0	1	0	.500	0	0	0-0	1	1	1	.667
44 ADAMS, Katie	.444	4-4	9	3	4	2	0	1	2	9	1.000	1	0	2	0	.500	0	0	0-0	29	3	0	1.000
23 STEVENSON, Mya	.400	4-4	10	4	4	2	0	2	5	12	1.200	0	0	0	0	.400	0	0	0-0	3	0	0	1.000
43 HARRELL, Aly	.364	4-4	11	2	4	1	0	1	3	8	.727	0	1	1	0	.417	0	0	0-0	23	0	0	1.000
0 OWEN, Autumn	.250	4-3	8	1	2	1	0	0	1	3	.375	0	0	5	0	.250	0	0	0-0	1	4	1	.833
28 KENNEY, Kay Kay	.250	3-2	4	1	1	0	0	0	0	1	.250	0	0	3	0	.250	0	0	1-1	0	0	0	.000
16 PYE, Saige	.200	4-4	10	2	2	0	0	1	3	5	.500	0	2	1	0	.333	0	0	0-0	0	0	0	.000
20 MICHALLAS, Camryn	.200	3-3	5	0	1	0	0	0	0	1	.200	0	0	1	0	.200	0	0	0-0	4	5	0	1.000
1 CHELEMEN, Grace	.083	4-4	12	3	1	1	0	0	0	2	.167	1	0	3	0	.154	0	0	1-1	2	0	0	1.000
3 BROWN, Armani	.000	4-4	5	1	0	0	0	0	0	0	.000	0	0	1	0	.000	0	1	0-0	2	4	0	1.000
13 LUCAS, Rielly	.000	2-0	2	0	0	0	0	0	1	0	.000	1	0	0	0	.333	0	0	0-0	0	0	0	.000
49 ULRICH, Brooklyn	.000	3-0	0	2	0	0	0	0	0	0	.000	0	0	0	0	.000	0	0	0-0	0	0	0	.000
7 LEE, Amaya	.000	2-0	0	1	0	0	0	0	0	0	.000	0	0	0	0	.000	0	0	0-0	0	0	0	.000
4 COLEMAN, Alex	.000	2-0	0	1	0	0	0	0	0	0	.000	0	0	0	0	.000	0	0	0-0	0	0	0	.000
Totals	.279	4	86	23	24	7	0	7	20	52	.605	3	3	18	0	.326	0	1	2-2	67	23	2	.978
Opponents	.233	4	86	13	20	1	0	2	12	27	.314	7	5	30	0	.327	0	0	8-9	63	25	2	.978

LOB - Team (7), Opp (18). DPs turned - Team (0), Opp (1).

(Buzz Classic Sorted by Earned run avg)

Player	era	w-l	app	gs	cg	sho	sv	ip	h	r	er	bb	so	2b	3b	hr	b/avg	wp	hp	bks	sfa	sha
21 NESTER, Sydney	0.00	3-0	3	2	2	2/0	0	14.0	6	0	0	1	25	1	0	0	.125	0	1	0	0	0
34 BLESSIN, Ashley	4.20	0-0	2	0	0	0/0	0	5.0	4	3	3	3	2	0	0	0	.222	0	3	0	0	0
48 FERINGA, Bub	15.75	0-0	1	0	0	0/0	0	1.1	4	4	3	2	1	0	0	0	.444	0	0	0	0	0
14 JOYCE, C.	21.00	0-1	2	2	0	0/0	0	2.0	6	6	6	1	2	0	0	2	.545	0	1	0	0	0
Totals	3.76	3-1	4	4	2	2/0	0	22.1	20	13	12	7	30	1	0	2	.233	0	5	0	0	0
Opponents	7.33	1-3	4	4	2	0/0	0	21.0	24	23	22	3	18	7	0	7	.279	1	3	0	0	1

PB - Team (1), ADAMS, K. 1. SBA/ATT - ADAMS, K. (7-8), FERINGA, B. (4-4), BLESSIN, A. (2-3), OWEN, A. (1-1), JOYCE, C. (1-1), NESTER, S. (1-1).

The Automated ScoreBook
Overall Statistics for Marshall (as of Feb 20, 2022)
(Battle at the Beach Sorted by Batting avg)

Record: 2-3 Home: 0-0 Away: 1-1 Neutral: 1-2 C-USA: 0-0

Player	avg	gp-gs	ab	r	h	2b	3b	hr	rbi	tb	slg%	bb	hp	so	gdp	ob%	sf	sh	sb-att	po	a	e	fld%
77 WHITAKER, Madison	.600	3-3	5	1	3	0	0	0	0	3	.600	2	0	1	0	.714	0	0	0-0	1	1	1	.667
43 HARRELL, Aly	.500	5-5	14	3	7	1	0	1	2	11	.786	4	2	0	0	.650	0	0	0-0	35	0	0	1.000
1 CHELEMEN, Grace	.375	5-5	16	2	6	1	0	0	4	7	.438	2	0	2	0	.421	1	0	0-0	5	0	0	1.000
28 KENNEY, Kay Kay	.375	4-2	8	3	3	1	0	1	4	7	.875	1	1	1	1	.500	0	0	0-0	2	0	0	1.000
0 OWEN, Autumn	.300	4-3	10	2	3	0	0	1	2	6	.600	1	0	0	1	.333	1	0	0-1	10	4	1	.933
23 STEVENSON, Mya	.286	5-5	14	2	4	2	0	1	2	9	.643	3	0	3	0	.412	0	0	0-0	4	0	0	1.000
20 MICHALLAS, Camryn	.250	5-5	12	2	3	0	0	0	4	3	.250	0	0	0	1	.250	0	0	0-0	1	9	3	.769
16 PYE, Saige	.231	5-5	13	3	3	1	0	1	2	7	.538	3	1	2	1	.412	0	0	0-0	0	0	0	.000
9 LOVE, Lauren	.200	5-5	15	3	3	1	0	0	1	4	.267	1	0	0	1	.250	0	1	0-0	4	9	1	.929
44 ADAMS, Katie	.071	5-5	14	2	1	0	0	1	4	4	.286	1	1	3	0	.188	0	0	0-0	26	3	1	.967
3 BROWN, Armani	.000	4-2	5	0	0	0	0	0	0	0	.000	0	0	1	0	.000	0	1	0-0	3	3	0	1.000
48 FERINGA, Bub	1.000	2-0	2	1	2	0	0	1	2	5	2.500	0	0	0	0	1.000	0	0	0-0	0	0	0	.000
13 LUCAS, Rielly	1.000	2-0	1	1	1	0	0	0	0	1	1.000	1	0	0	0	1.000	0	0	0-0	0	0	0	.000
7 LEE, Amaya	.000	3-0	0	2	0	0	0	0	0	0	.000	0	0	0	0	.000	0	0	0-0	0	0	0	.000
49 ULRICH, Brooklyn	.000	2-0	0	0	0	0	0	0	0	0	.000	0	0	0	0	.000	0	0	0-0	0	0	0	.000
4 COLEMAN, Alex	.000	3-0	0	1	0	0	0	0	0	0	.000	0	0	0	0	.000	0	0	0-0	0	0	1	.000
Totals	.302	5	129	28	39	7	0	7	27	67	.519	19	5	13	5	.406	2	2	0-1	93	37	9	.935
Opponents	.296	5	135	25	40	9	0	6	23	67	.496	12	3	37	1	.362	2	2	7-7	99	49	4	.974

LOB - Team (30), Opp (36). DPs turned - Team (2), Opp (5).

(Battle at the Beach Sorted by Earned run avg)

Player	era	w-l	app	gs	cg	sho	sv	ip	h	r	er	bb	so	2b	3b	hr	b/avg	wp	hp	bks	sfa	sha
21 NESTER, Sydney	2.77	1-2	4	3	2	1/0	1	17.2	18	11	7	6	27	4	0	1	.240	3	1	0	0	2
14 JOYCE, C.	4.94	1-1	2	1	0	0/0	0	11.1	16	10	8	6	8	4	0	4	.333	1	1	0	2	0
48 FERINGA, Bub	0.00	0-0	1	0	0	0/0	0	0.2	1	0	0	0	1	0	0	0	.333	0	0	0	0	0
34 BLESSIN, Ashley	21.00	0-0	1	1	0	0/0	0	1.1	5	4	4	0	1	1	0	1	.556	0	1	0	0	0
Totals	4.29	2-3	5	5	2	1/0	1	31.0	40	25	19	12	37	9	0	6	.296	4	3	0	2	2
Opponents	5.52	3-2	5	5	0	0/0	1	33.0	39	28	26	19	13	7	0	7	.302	3	5	0	2	2

PB - Team (1), ADAMS, K. 1, Opp (2). SBA/ATT - ADAMS, K. (6-6), NESTER, S. (6-6), OWEN, A. (1-1), FERINGA, B. (1-1).

The Automated ScoreBook
Overall Statistics for Marshall (as of Feb 28, 2022)
(Camel Stampede Sorted by Batting avg)

Record: 3-1 Home: 0-0 Away: 1-0 Neutral: 2-1 C-USA: 0-0

Player	avg	gp-gs	ab	r	h	2b	3b	hr	rbi	tb	slg%	bb	hp	so	gdp	ob%	sf	sh	sb-att	po	a	e	fld%
16 PYE, Saige	.500	4-4	12	5	6	2	0	2	7	14	1.167	1	2	3	0	.600	0	0	0-0	0	0	0	.000
9 LOVE, Lauren	.455	4-4	11	5	5	2	0	0	3	7	.636	1	2	3	0	.571	0	2	1-1	4	2	1	.857
13 LUCAS, Rielly	.429	3-2	7	2	3	0	0	0	2	3	.429	2	0	0	0	.556	0	0	0-0	0	0	0	.000
20 MICHALLAS, Camryn	.375	3-2	8	2	3	1	0	0	1	4	.500	0	0	3	0	.375	0	0	0-0	4	3	0	1.000
43 HARRELL, Aly	.333	4-4	9	4	3	0	0	0	2	3	.333	7	1	1	0	.647	0	0	0-0	28	0	0	1.000
0 OWEN, Autumn	.300	3-3	10	1	3	0	0	0	0	3	.300	0	0	2	0	.300	0	0	1-1	1	8	1	.900
44 ADAMS, Katie	.273	4-4	11	4	3	2	0	0	4	5	.455	4	1	1	0	.500	0	0	0-0	30	4	0	1.000
23 STEVENSON, Mya	.182	4-4	11	2	2	1	0	0	2	3	.273	3	0	5	0	.357	0	0	1-1	0	0	0	.000
28 KENNEY, Kay Kay	.167	3-2	6	0	1	0	0	0	0	1	.167	0	1	2	0	.286	0	0	0-0	3	0	0	1.000
48 FERINGA, Bub	.143	3-2	7	2	1	1	0	0	2	2	.286	0	0	2	0	.125	1	0	0-0	0	5	0	1.000
1 CHELEMEN, Grace	.000	3-2	7	0	0	0	0	0	0	0	.000	0	0	4	0	.000	0	0	0-0	1	0	0	1.000

4 COLEMAN, Alex	.333	4-2	3	2	1	0	0	0	2	1	.333	2	0	1	0	.600	0	3	2-2	4	0	0	1.000
3 BROWN, Armani	.000	3-2	1	0	0	0	0	0	0	0	.000	0	0	1	0	.000	0	0	1-1	1	5	1	.857
49 ULRICH, Brooklyn	.000	2-0	0	0	0	0	0	0	0	0	.000	1	0	0	0	1.000	0	0	1-1	1	0	0	1.000
7 LEE, Amaya	.000	2-0	0	1	0	0	0	0	0	0	.000	0	0	0	0	.000	0	0	0-0	0	0	0	.000
Totals	.301	4	103	30	31	9	0	2	25	46	.447	21	7	28	0	.447	1	5	7-7	78	30	3	.973
Opponents	.194	4	98	8	19	1	0	2	6	26	.265	6	1	33	0	.245	1	0	5-5	75	23	10	.907

LOB - Team (32), Opp (20). DPs turned - Team (1), Opp (1).

(Camel Stampede Sorted by Earned run avg)

Player	era	w-l	app	gs	cg	sho	sv	ip	h	r	er	bb	so	2b	3b	hr	b/avg	wp	hp	bks	sfa	sha
21 NESTER, Sydney	0.88	1-1	3	2	2	0/0	0	16.0	8	4	2	5	29	0	0	0	.143	1	0	0	1	0
48 FERINGA, Bub	1.40	1-0	1	1	0	0/0	0	5.0	5	2	1	0	2	0	0	0	.227	0	0	0	0	0
14 JOYCE, C.	2.80	1-0	1	1	1	0/0	0	5.0	6	2	2	1	2	1	0	2	.300	0	1	0	0	0
Totals	1.35	3-1	4	4	3	0/0	0	26.0	19	8	5	6	33	1	0	2	.194	1	1	0	1	0
Opponents	7.00	1-3	4	4	1	1/0	0	25.0	31	30	25	21	28	9	0	2	.301	2	7	0	1	5

PB - Team (2), ADAMS, K. 2. SBA/ATT - ADAMS, K. (5-5), NESTER, S. (5-5).

The Automated ScoreBook
Overall Statistics for Marshall (as of Mar 09, 2022)
(Round Robin Sorted by Batting avg)

Record: 5-0 Home: 5-0 Away: 0-0 C-USA: 0-0

Player	avg	gp-gs	ab	r	h	2b	3b	hr	rbi	tb	slg%	bb	hp	so	gdp	ob%	sf	sh	sb-att	po	a	e	fld%
20 MICHALLAS, Camryn	.800	3-3	5	3	4	0	0	0	0	4	.800	0	1	0	0	.833	0	0	1-1	1	2	1	.750
43 HARRELL, Aly	.571	5-5	14	6	8	2	0	0	6	10	.714	3	1	0	0	.667	0	0	1-1	28	0	0	1.000
9 LOVE, Lauren	.563	5-5	16	7	9	2	0	1	10	14	.875	2	0	0	0	.611	0	0	0-0	7	5	1	.923
23 STEVENSON, Mya	.538	5-5	13	6	7	3	0	1	5	13	1.000	1	0	2	0	.500	2	0	1-1	0	0	0	.000
16 PYE, Saige	.471	5-5	17	4	8	0	0	1	6	11	.647	0	0	1	0	.471	0	0	0-0	0	0	0	.000
0 OWEN, Autumn	.444	5-5	9	3	4	0	0	0	1	4	.444	2	0	1	0	.500	1	0	1-1	19	5	0	1.000
3 BROWN, Armani	.400	3-2	5	1	2	0	0	0	0	2	.400	1	0	1	0	.500	0	0	1-1	3	5	0	1.000
48 FERINGA, Bub	.385	5-3	13	3	5	1	0	0	4	6	.462	0	0	0	0	.385	0	0	0-0	2	2	0	1.000
4 COLEMAN, Alex	.286	5-5	7	4	2	0	0	0	0	2	.286	1	0	1	0	.375	0	2	1-1	2	0	0	1.000
13 LUCAS, Rielly	.167	3-3	6	2	1	1	0	0	2	2	.333	2	0	0	0	.375	0	0	0-0	0	0	0	.000
44 ADAMS, Katie	.143	3-3	7	1	1	0	0	1	2	4	.571	1	0	0	0	.250	0	0	0-0	23	2	0	1.000

28 KENNEY, Kay Kay	.500	3-0	2	1	1	0	1	0	3	3	1.500	1	0	1	0	.667	0	0	0-0	0	0	0	.000
77 WHITAKER, Madison	.000	3-0	4	0	0	0	0	0	1	0	.000	0	0	0	0	.000	0	0	0-0	1	0	2	.333
1 CHELEMEN, Grace	.000	4-1	2	1	0	0	0	0	0	0	.000	1	0	0	0	.333	0	0	1-1	1	1	0	1.000
7 LEE, Amaya	.000	3-0	1	1	0	0	0	0	0	0	.000	0	0	1	0	.000	0	0	0-0	0	0	0	.000
Totals	.430	5	121	43	52	9	1	4	40	75	.620	15	2	8	0	.489	3	2	7-7	87	25	4	.966
Opponents	.129	5	101	1	13	3	1	0	1	18	.178	2	0	44	0	.144	1	0	1-1	74	36	3	.973

LOB - Team (26), Opp (16). DPs turned - Team (1), Opp (2).

(Round Robin Sorted by Earned run avg)

Player	era	w-l	app	gs	cg	sho	sv	ip	h	r	er	bb	so	2b	3b	hr	b/avg	wp	hp	bks	sfa	sha
21 NESTER, Sydney	0.00	3-0	3	3	3	3/0	0	19.0	5	0	0	2	31	1	0	0	.078	0	0	0	0	0
14 JOYCE, C.	0.70	2-0	2	2	2	1/0	0	10.0	8	1	1	0	13	2	1	0	.216	1	0	0	1	0
Totals	0.24	5-0	5	5	5	4/0	0	29.0	13	1	1	2	44	3	1	0	.129	1	0	0	1	0
Opponents	10.50	0-5	5	5	2	0/0	0	24.2	52	43	37	15	8	9	1	4	.430	5	2	0	3	2

PB - Team (1), ADAMS, K. 1, Opp (2). SBA/ATT - OWEN, A. (1-1), NESTER, S. (1-1).

The Automated ScoreBook
Overall Statistics for Marshall (as of Mar 13, 2022)
(March Madness Sorted by Batting avg)

Record: 3-0 Home: 3-0 Away: 0-0 C-USA: 0-0

Player	avg	gp-gs	ab	r	h	2b	3b	hr	rbi	tb	slg%	bb	hp	so	gdp	ob%	sf	sh	sb-att	po	a	e	fld%
0 OWEN, Autumn	.875	3-3	8	4	7	3	0	0	3	10	1.250	3	0	0	0	.909	0	0	1-1	23	3	1	.963
3 BROWN, Armani	.571	3-3	7	2	4	1	0	0	3	5	.714	1	0	0	0	.625	0	1	0-0	4	4	0	1.000
43 HARRELL, Aly	.545	3-3	11	4	6	2	0	1	4	11	1.000	1	0	0	0	.583	0	0	0-0	18	0	0	1.000
23 STEVENSON, Mya	.500	3-3	10	2	5	1	0	1	4	9	.900	1	0	0	0	.545	0	0	2-2	1	0	0	1.000
16 PYE, Saige	.500	3-3	8	4	4	1	0	1	3	8	1.000	3	0	1	0	.636	0	0	0-0	0	0	0	.000
48 FERINGA, Bub	.400	2-2	5	0	2	1	0	0	0	3	.600	0	0	0	0	.400	0	0	0-0	1	0	0	1.000
4 COLEMAN, Alex	.375	3-3	8	2	3	0	0	0	0	3	.375	0	0	0	0	.375	0	0	0-0	0	0	0	.000
9 LOVE, Lauren	.231	3-3	13	2	3	2	0	1	3	8	.615	0	0	3	0	.231	0	0	0-0	3	6	0	1.000
77 WHITAKER, Madison	.167	2-2	6	1	1	1	0	0	0	2	.333	1	0	1	0	.286	0	0	0-0	2	7	1	.900
28 KENNEY, Kay Kay	.000	2-0	3	0	0	0	0	0	0	0	.000	0	0	0	0	.000	0	0	0-0	1	0	0	1.000
44 ADAMS, Katie	.000	1-1	3	0	0	0	0	0	0	0	.000	0	0	0	0	.000	0	0	0-0	6	0	0	1.000

13 LUCAS, Rielly	.000	2-1	1	0	0	0	0	0	0	0	.000	2	1	0	0	.750	0	0	0-0	0	0	0	.000
1 CHELEMEN, Grace	.000	3-0	1	0	0	0	0	0	0	0	.000	1	0	0	0	.500	0	0	0-0	0	0	0	.000
7 LEE, Amaya	.000	3-0	0	2	0	0	0	0	0	0	.000	0	0	0	0	.000	0	0	0-0	0	0	0	.000
Totals	.417	3	84	23	35	12	0	4	20	59	.702	13	1	5	0	.500	0	1	3-3	60	20	2	.976
Opponents	.216	3	74	10	16	4	0	1	7	23	.311	7	1	28	1	.293	0	1	6-7	51	28	1	.988

LOB - Team (25), Opp (13). DPs turned - Team (1).

(March Madness Sorted by Earned run avg)

Player	era	w-l	app	gs	cg	sho	sv	ip	h	r	er	bb	so	2b	3b	hr	b/avg	wp	hp	bk	sfa	sha
21 NESTER, Sydney	1.40	2-0	3	2	2	1/0	1	15.0	6	4	3	3	24	1	0	1	.118	1	1	0	0	0

48 FERINGA, Bub	0.00	0-0	1	0	0	0/0	0	2.2	4	1	0	4	2	0	0	0	.364	1	0	0	0	0
22 MCCOWN, Brianna	0.00	1-0	1	0	0	0/0	0	1.0	0	0	0	0	1	0	0	0	.000	0	0	0	0	0
14 JOYCE, C.	26.25	0-0	1	1	0	0/0	0	1.1	6	5	5	0	1	3	0	0	.667	0	0	0	0	1
Totals	2.80	3-0	3	3	2	1/0	1	20.0	16	10	8	7	28	4	0	1	.216	2	1	0	0	1
Opponents	9.06	0-3	3	3	0	0/0	0	17.0	35	23	22	13	5	12	0	4	.417	3	1	0	0	1

SBA/ATT - OWEN, A. (6-7), NESTER, S. (4-4), FERINGA, B. (2-3).

The Automated ScoreBook
Team Game-by-Game for Marshall (as of Mar 28, 2022)
Batting (All games)

Date	Opponent	ab	r	h	rbi	2b	3b	hr	tb	bb	ibb	sb	cs	hbp	sac	sf	gdp	k	po	a	e	lob	avg
Feb 11	vs Saint Joseph's	21	8	8	8	1	0	5	24	1	0	2	0	0	1	0	0	4	18	5	1	0	.381
Feb 11	vs Villanova	18	1	3	1	0	0	0	3	0	0	0	0	1	0	0	0	6	13	6	1	3	.282
Feb 12	vs Villanova	19	8	6	6	1	0	1	10	0	0	0	0	2	0	0	0	2	15	2	0	1	.293
Feb 12	vs Saint Joseph's	28	6	7	5	5	0	1	15	2	0	0	0	0	0	0	0	6	21	10	0	3	.279
Feb 18	vs South Carolina	27	5	7	4	2	0	0	9	5	0	0	0	0	0	1	0	2	18	7	2	7	.274
Feb 18	at Coastal Carolina	26	3	6	3	0	0	2	12	3	0	0	0	0	0	0	1	5	18	7	3	5	.266
2/19/22	vs South Carolina	24	3	8	3	0	0	1	11	4	0	0	1	1	1	0	3	0	21	8	3	6	.276
Feb 19	at Coastal Carolina	31	9	10	9	2	0	3	21	1	0	0	0	3	0	1	1	5	21	11	0	6	.284
Feb 20	vs Fordham	21	8	8	8	3	0	1	14	6	0	0	0	1	1	0	0	1	15	4	1	6	.293
Feb 25	vs Kent State	24	0	2	0	1	0	0	3	4	0	1	0	2	0	0	0	14	21	6	0	9	.272
Feb 25	vs Howard	25	15	14	13	3	0	0	17	5	0	1	0	0	0	0	0	2	15	6	0	3	.299
Feb 26	vs Howard	26	9	6	6	1	0	1	10	10	0	5	0	5	2	1	0	5	21	9	2	14	.293
Feb 26	at Campbell	28	6	9	6	4	0	1	16	2	0	0	0	0	3	0	0	7	21	9	1	6	.296
Mar 03	PURDUE FORT WAYNE	24	11	12	11	2	0	3	23	2	0	1	0	0	0	0	0	2	15	3	1	3	.310
Mar 04	PURDUE FORT WAYNE	24	8	11	6	1	0	0	12	4	0	0	0	1	1	0	0	1	15	3	0	8	.320
Mar 04	MD EASTERN SHORE	23	4	7	3	2	0	0	9	1	0	1	0	0	1	1	0	1	21	7	2	4	.319
Mar 05	WINTHROP	24	6	6	6	2	0	0	8	4	0	4	0	0	0	1	0	3	21	8	0	5	.315
Mar 05	MD EASTERN SHORE	26	14	16	14	2	1	1	23	4	0	1	0	1	0	1	0	1	15	4	1	6	.333
Mar 11	FAIRFIELD	27	8	13	8	5	0	2	24	2	0	0	0	0	0	0	0	2	18	6	0	6	.341
Mar 11	NORFOLK STATE	28	7	11	4	3	0	0	14	4	0	1	0	0	1	0	0	3	21	11	1	8	.344
Mar 13	FAIRFIELD	29	8	11	8	4	0	2	21	7	0	2	0	1	0	0	0	0	21	3	1	11	.346
3/16/2022	at Ohio	30	7	11	6	0	0	1	14	9	0	0	0	3	0	0	0	4	20	3	1	14	.347
*Mar 19	at UAB	25	0	4	0	1	0	0	5	2	0	1	0	0	0	0	0	5	18	7	1	6	.339
*Mar 19	at UAB	25	2	5	2	1	0	1	9	3	0	0	0	1	0	0	0	3	18	4	0	6	.333
*Mar 20	at UAB	31	7	10	7	1	0	3	20	1	0	0	0	1	0	0	0	6	19	8	1	6	.333
*Mar 25	MIDDLE TENNESSEE	23	4	5	4	1	0	2	12	0	0	1	0	2	0	1	0	3	21	8	0	4	.329
*Mar 26	MIDDLE TENNESSEE	24	9	9	9	2	0	3	20	6	0	0	0	0	1	0	0	2	18	7	1	5	.330
*Mar 27	MIDDLE TENNESSEE	27	9	10	8	7	0	1	20	6	0	3	0	1	0	0	0	3	18	6	0	8	.332
Totals		708	185	235	168	57	1	35	399	98	0	24	1	26	12	7	5	98	517	178	24	169	.332

The Automated ScoreBook
Team Game-by-Game for Marshall (as of Mar 28, 2022)
Pitching (All games)

Date	Opponent	ip	h	r	er	bb	so	2b	3b	hr	wp	bk	hbp	dp	ibb	score	w-l	sv	era
Feb 11	vs Saint Joseph's	6.0	2	0	0	0	13	1	0	0	0	0	0	0	0	8-0	1-0	0	0.00
Feb 11	vs Villanova	4.1	8	9	8	4	3	0	0	2	0	0	4	0	0	1-9	1-1	0	5.42
Feb 12	vs Villanova	5.0	3	0	0	0	11	0	0	0	0	0	1	0	0	8-0	2-1	0	3.65
Feb 12	vs Saint Joseph's	7.0	7	4	4	3	3	0	0	0	0	0	0	0	0	6-4	3-1	0	3.76
Feb 18	vs South Carolina	6.0	10	7	6	2	3	2	0	3	1	0	2	0	0	5-7	3-2	0	4.45
Feb 18	at Coastal Carolina	6.0	7	4	1	1	8	2	0	0	1	0	0	0	0	3-4	3-3	0	3.87
2/19/22	vs South Carolina	7.0	8	7	6	3	10	2	0	1	1	0	1	0	0	3-7	3-4	0	4.23
Feb 19	at Coastal Carolina	7.0	11	7	6	4	6	3	0	2	0	0	0	1	0	9-7	4-4	1	4.49
Feb 20	vs Fordham	5.0	4	0	0	2	10	0	0	0	1	0	0	1	0	8-0	5-4	1	4.07
Feb 25	vs Kent State	7.0	2	1	1	3	12	0	0	0	0	0	0	0	0	0-1	5-5	1	3.71
Feb 25	vs Howard	5.0	6	2	2	1	2	1	0	2	0	0	1	1	0	15-2	6-5	1	3.64
Feb 26	vs Howard	7.0	5	2	1	0	6	0	0	0	0	0	0	0	0	9-2	7-5	1	3.39
Feb 26	at Campbell	7.0	6	3	1	2	13	0	0	0	1	0	0	0	0	6-3	8-5	1	3.18
Mar 03	PURDUE FORT WAYNE	5.0	0	0	0	1	11	0	0	0	0	0	0	0	0	11-0	9-5	1	2.99
Mar 04	PURDUE FORT WAYNE	5.0	3	0	0	0	7	1	0	0	0	0	0	0	0	8-0	10-5	1	2.82
Mar 04	MD EASTERN SHORE	7.0	3	0	0	0	9	0	0	0	0	0	0	1	0	4-0	11-5	1	2.62
Mar 05	WINTHROP	7.0	2	0	0	1	11	1	0	0	0	0	0	0	0	6-0	12-5	1	2.44
Mar 05	MD EASTERN SHORE	5.0	5	1	1	0	6	1	1	0	1	0	0	0	0	14-1	13-5	1	2.39
Mar 11	FAIRFIELD	6.0	1	0	0	1	6	0	0	0	0	0	0	0	0	8-0	14-5	1	2.27
Mar 11	NORFOLK STATE	7.0	11	6	5	4	7	3	0	0	1	0	0	1	0	7-6	15-5	2	2.42
Mar 13	FAIRFIELD	7.0	4	4	3	2	15	1	0	1	1	0	1	0	0	8-4	16-5	2	2.45
3/16/2022	at Ohio	6.2	10	8	5	7	8	2	1	2	0	0	0	0	0	7-8	16-6	2	2.59
*Mar 19	at UAB	6.0	2	1	1	0	7	0	0	0	0	0	1	1	0	0-1	16-7	2	2.53
*Mar 19	at UAB	6.0	11	5	5	1	2	2	0	0	0	0	1	0	0	2-5	16-8	2	2.67
*Mar 20	at UAB	6.1	11	8	5	1	3	3	1	0	0	0	1	0	0	7-8	16-9	2	2.78
*Mar 25	MIDDLE TENNESSEE	7.0	3	1	1	3	8	1	0	0	0	0	0	0	0	4-1	17-9	2	2.71
*Mar 26	MIDDLE TENNESSEE	6.0	2	1	1	3	3	1	0	0	0	0	1	0	0	9-1	18-9	2	2.65
*Mar 27	MIDDLE TENNESSEE	6.0	3	1	1	2	9	0	0	1	1	0	0	0	0	9-1	19-9	2	2.60
Totals		172.1	150	82	64	51	212	27	3	14	9	0	13	7	0	185-82	19-9	2	2.60

The Automated ScoreBook
Opponent Game-by-Game for Marshall (as of Mar 28, 2022)
Batting (All games)

Date	Opponent	ab	r	h	rbi	2b	3b	hr	tb	bb	ibb	sb	cs	hbp	sac	sf	gdp	k	po	a	e	lob	avg
Feb 11	vs Saint Joseph's	20	0	2	0	1	0	0	3	0	0	0	0	0	0	0	0	13	15	6	0	2	.100
Feb 11	vs Villanova	21	9	8	8	0	0	2	14	4	0	5	1	4	0	0	0	3	15	4	0	7	.244
Feb 12	vs Villanova	18	0	3	0	0	0	0	3	0	0	1	0	1	0	0	0	11	12	6	2	4	.220
Feb 12	vs Saint Joseph's	27	4	7	4	0	0	0	7	3	0	2	0	0	0	0	0	3	21	9	0	5	.233
Feb 18	vs South Carolina	29	7	10	7	2	0	3	21	2	0	0	0	2	0	1	0	3	21	7	2	9	.261
Feb 18	at Coastal Carolina	27	4	7	4	2	0	0	9	1	0	1	0	0	0	0	0	8	21	12	0	6	.261
2/19/22	vs South Carolina	31	7	8	6	2	0	1	13	3	0	6	0	1	1	0	0	10	21	16	0	8	.260
Feb 19	at Coastal Carolina	29	7	11	6	3	0	2	20	4	0	0	0	0	0	1	1	6	21	6	2	6	.277
Feb 20	vs Fordham	19	0	4	0	0	0	0	4	2	0	0	0	0	1	0	0	10	15	8	0	7	.271
Feb 25	vs Kent State	22	1	2	1	0	0	0	2	3	0	3	0	0	0	1	0	12	21	2	2	4	.255
Feb 25	vs Howard	20	2	6	2	1	0	2	13	1	0	0	0	1	0	0	0	2	12	5	1	5	.259
Feb 26	vs Howard	28	2	5	1	0	0	0	5	0	0	0	0	0	0	0	0	6	21	8	5	5	.251
Feb 26	at Campbell	28	3	6	2	0	0	0	6	2	0	2	0	0	0	0	0	13	21	8	2	6	.248
Mar 03	PURDUE FORT WAYNE	17	0	0	0	0	0	0	0	1	0	0	0	0	0	0	0	11	12	7	1	3	.235
Mar 04	PURDUE FORT WAYNE	18	0	3	0	1	0	0	4	0	0	0	0	0	0	0	0	7	14	7	0	3	.232
Mar 04	MD EASTERN SHORE	25	0	3	0	0	0	0	3	0	0	1	0	0	0	0	0	9	18	13	0	4	.224
Mar 05	WINTHROP	22	0	2	0	1	0	0	3	1	0	0	0	0	0	0	0	11	18	5	1	2	.217
Mar 05	MD EASTERN SHORE	19	1	5	1	1	1	0	8	0	0	0	0	0	0	1	0	6	12	4	1	4	.219
Mar 11	FAIRFIELD	19	0	1	0	0	0	0	1	1	0	0	0	0	0	0	0	6	15	9	0	2	.212
Mar 11	NORFOLK STATE	29	6	11	4	3	0	0	14	4	0	2	1	0	1	0	1	7	18	9	1	7	.222
Mar 13	FAIRFIELD	26	4	4	3	1	0	1	8	2	0	4	0	1	0	0	0	15	18	10	0	4	.219
3/16/2022	at Ohio	30	8	10	8	2	1	2	20	7	0	3	0	0	0	0	0	8	21	9	1	8	.225
*Mar 19	at UAB	17	1	2	1	0	0	0	2	0	0	1	0	1	1	1	0	7	21	7	0	1	.222
*Mar 19	at UAB	25	5	11	5	2	0	0	13	1	0	0	1	1	1	2	0	2	21	8	1	7	.231
*Mar 20	at UAB	31	8	11	8	3	1	0	16	1	0	0	0	1	0	0	0	3	21	9	1	6	.238
*Mar 25	MIDDLE TENNESSEE	24	1	3	1	1	0	0	4	3	0	0	0	0	0	0	0	8	18	4	1	5	.233
*Mar 26	MIDDLE TENNESSEE	20	1	2	1	1	0	0	3	3	0	0	0	0	0	0	1	3	17	4	0	4	.229
*Mar 27	MIDDLE TENNESSEE	21	1	3	1	0	0	1	6	2	0	0	0	0	0	0	0	9	17	5	1	4	.227
Totals		662	82	150	74	27	3	14	225	51	0	31	3	13	5	7	3	212	498	207	25	138	.227

The Automated ScoreBook
Opponent Game-by-Game for Marshall (as of Mar 28, 2022)
Pitching (All games)

Date	Opponent	ip	h	r	er	bb	so	2b	3b	hr	wp	bk	hbp	dp	ibb	score	w-l	sv	era
Feb 11	vs Saint Joseph's	5.0	8	8	8	1	4	1	0	5	0	0	0	0	0	0-8	0-1	0	11.20
Feb 11	vs Villanova	5.0	3	1	1	0	6	0	0	0	0	0	1	0	0	9-1	1-1	0	6.30
Feb 12	vs Villanova	4.0	6	8	7	0	2	1	0	1	0	0	2	1	0	0-8	1-2	0	8.00
Feb 12	vs Saint Joseph's	7.0	7	6	6	2	6	5	0	1	1	0	0	0	0	4-6	1-3	0	7.33
Feb 18	vs South Carolina	7.0	7	5	5	5	2	2	0	0	1	0	0	0	0	7-5	2-3	0	6.75
Feb 18	at Coastal Carolina	7.0	6	3	3	3	5	0	0	2	0	0	0	1	0	4-3	3-3	0	6.00
2/19/22	vs South Carolina	7.0	8	3	3	4	0	0	0	1	0	0	1	3	0	7-3	4-3	1	5.50
Feb 19	at Coastal Carolina	7.0	10	9	7	1	5	2	0	3	1	0	3	1	0	7-9	4-4	1	5.71
Feb 20	vs Fordham	5.0	8	8	8	6	1	3	0	1	1	0	1	0	0	0-8	4-5	1	6.22
Feb 25	vs Kent State	7.0	2	0	0	4	14	1	0	0	0	0	2	1	0	1-0	5-5	1	5.51
Feb 25	vs Howard	4.0	14	15	14	5	2	3	0	0	2	0	0	0	0	2-15	5-6	1	6.68
Feb 26	vs Howard	7.0	6	9	5	10	5	1	0	1	0	0	5	0	0	2-9	5-7	1	6.51
Feb 26	at Campbell	7.0	9	6	6	2	7	4	0	1	0	0	0	0	0	3-6	5-8	1	6.47
Mar 03	Purdue Fort Wayne	4.0	12	11	10	2	2	2	0	3	0	0	0	0	0	0-11	5-9	1	7.00
Mar 04	Purdue Fort Wayne	4.2	11	8	7	4	1	1	0	0	1	0	1	0	0	0-8	5-10	1	7.19
Mar 04	MD Eastern Shore	6.0	7	4	4	1	1	2	0	0	2	0	0	0	0	0-4	5-11	1	7.02
Mar 05	Winthrop	6.0	6	6	4	4	3	2	0	0	1	0	0	1	0	0-6	5-12	1	6.88
Mar 05	MD Eastern Shore	4.0	16	14	12	4	1	2	1	1	1	0	1	1	0	1-14	5-13	1	7.43
Mar 11	Fairfield	5.0	13	8	8	2	2	5	0	2	0	0	0	0	0	0-8	5-14	1	7.60
Mar 11	Norfolk State	6.0	11	7	6	4	3	3	0	0	3	0	0	0	0	6-7	5-15	1	7.57
Mar 13	Fairfield	6.0	11	8	8	7	0	4	0	2	0	0	1	0	0	4-8	5-16	1	7.66
3/16/2022	at Ohio	7.0	11	7	5	9	4	0	0	1	0	0	3	2	0	8-7	6-16	1	7.51
*Mar 19	at UAB	7.0	4	0	0	2	5	1	0	0	0	0	0	0	0	1-0	7-16	1	7.12
*Mar 19	at UAB	7.0	5	2	1	3	3	1	0	1	0	0	1	2	0	5-2	8-16	2	6.82
*Mar 20	at UAB	7.0	10	7	6	1	6	1	0	3	0	0	1	0	0	8-7	9-16	2	6.78
*Mar 25	Middle Tennessee	6.0	5	4	4	0	3	1	0	2	0	0	2	0	0	1-4	9-17	2	6.70
*Mar 26	Middle Tennessee	5.2	9	9	9	6	2	2	0	3	0	0	0	0	0	1-9	9-18	2	6.85
*Mar 27	Middle Tennessee	5.2	10	9	8	6	3	7	0	1	0	0	1	0	0	1-9	9-19	2	6.96
Totals		166.0	235	185	165	98	98	57	1	35	14	0	26	13	0	82-185	9-19	2	6.96

2022 Marshall Softball Stats

The Automated ScoreBook Games Summary for Marshall (as of Mar 28, 2022) (All games)

Score by innings	1	2	3	4	5	6	7	Total
Marshall	51	27	28	23	28	13	15	185
Opponents	12	20	9	6	4	15	16	82

Record when ...

Overall	19-9	After 4 leading	17-2
Conference	3-3 trailing	2-6
Non-Conference	16-6 tied	0-1
Home games	11-0	After 5 leading	12-2
Away games	2-5 trailing	1-4
Neutral site	6-4 tied	0-2
Day games	18-9	After 6 leading	9-1
Night games	1-0 trailing	0-7
vs Left starter	2-0 tied	0-0
vs Right starter	17-9		
1-Run games	1-5	Hit 0 home runs	5-4
2-Run games	2-1	... 1 home run	7-3
5+Run games	12-1	... 2+ home runs	7-2
Extra innings	0-0		
Shutouts	8-2	Opponent 0 home runs	15-5
	 1 home run	2-1
Scoring 0-2 runs	0-4 2+ HRs	2-3
..... 3-5 runs	2-3		
..... 6-9 runs	14-2	Made 0 errors	9-2
..... 10+ runs	3-0 1 error	8-4
	 2+ errors	2-3
Opponent 0-2 runs	14-2		
..... 3-5 runs	3-2	Opp. made 0 errors	8-4
..... 6-9 runs	2-5 1 error	7-3
..... 10+ runs	0-0 2+ errors	4-2
Scored in 1st inning	13-2	Out-hit opponent	16-2
Opp. scored in 1st	3-4	Out-hit by opponent	1-5
Scores first	16-2	Hits are tied	2-2
Opp. scores first	3-7		

Record when team scores:

Runs	0	1	2	3	4	5	6	7	8	9	10+
W-L	0-2	0-1	0-1	0-2	2-0	0-1	3-0	1-2	6-0	4-0	3-0

Record when opponent scores:

Runs	0	1	2	3	4	5	6	7	8	9	10+
W-L	8-0	4-2	2-0	1-0	2-1	0-1	1-0	1-2	0-2	0-1	0-0

Record when leading after:

Inn.	1	2	3	4	5	6
W-L	11-2	15-2	16-2	17-2	12-2	9-1

Record when trailing after:

Inn.	1	2	3	4	5	6
W-L	1-4	2-5	3-5	2-6	1-4	0-7

Record when tied after:

Inn.	1	2	3	4	5	6
W-L	7-3	2-2	0-2	0-1	0-2	0-0

Current winning streak: 3
Longest winning streak: 11
Longest losing streak: 4

Home attendance : 2375 (11 dates avg = 215)
Away attendance : 2872 (17 dates avg = 168)
Total attendance: 5247 (28 dates avg = 187)

2022 Marshall Softball Results

The Automated ScoreBook Game Results for Marshall (as of Mar 28, 2022) (All games)

Date	Opponent	Score	Inns	Overall	C-USA	Pitcher of record	Attend	Time
Feb 11, 2022	vs Saint Joseph's	w 8-0	6	1-0-0	0-0-0	NESTER, S. (W 1-0)	77	1:32
Feb 11, 2022	vs Villanova	L 1-9	5	1-1-0	0-0-0	JOYCE, C. (L 0-1)	80	1:50
Feb 12, 2022	vs Villanova	w 8-0	5	2-1-0	0-0-0	NESTER, S. (W 2-0)	74	1:22
Feb 12, 2022	vs Saint Joseph's	w 6-4	7	3-1-0	0-0-0	NESTER, S. (W 3-0)	54	1:50
# Feb 18, 2022	vs South Carolina	L 5-7	7	3-2-0	0-0-0	JOYCE, C. (L 0-2)	183	2:23
# Feb 18, 2022	at Coastal Carolina	L 3-4	7	3-3-0	0-0-0	NESTER, S. (L 3-1)	253	2:03
# 2/19/22	vs South Carolina	L 3-7	7	3-4-0	0-0-0	NESTER, S. (L 3-2)	237	2:31
# Feb 19, 2022	at Coastal Carolina	w 9-7	7	4-4-0	0-0-0	JOYCE, C. (W 1-2)	310	2:36
# Feb 20, 2022	vs Fordham	w 8-0	5	5-4-0	0-0-0	NESTER, S. (W 4-2)	216	1:52
Feb 25, 2022	vs Kent State	L 0-1	7	5-5-0	0-0-0	NESTER, S. (L 4-3)	174	1:59
Feb 25, 2022	vs Howard	w 15-2	5	6-5-0	0-0-0	JOYCE, C. (W 2-2)	112	2:14
Feb 26, 2022	vs Howard	w 9-2	7	7-5-0	0-0-0	FERINGA, B. (W 1-0)	149	2:27
Feb 26, 2022	at Campbell	w 6-3	7	8-5-0	0-0-0	NESTER, S. (W 5-3)	467	2:10
Mar 03, 2022	PURDUE FORT WAYNE	w 11-0	5	9-5-0	0-0-0	NESTER, S. (W 6-3)	175	1:35
Mar 04, 2022	PURDUE FORT WAYNE	w 8-0	5	10-5-0	0-0-0	JOYCE, C. (W 3-2)	250	1:38
Mar 04, 2022	MD EASTERN SHORE	w 4-0	7	11-5-0	0-0-0	NESTER, S. (W 7-3)	250	1:40
Mar 05, 2022	WINTHROP	w 6-0	7	12-5-0	0-0-0	NESTER, S. (W 8-3)	350	1:45
Mar 05, 2022	MD EASTERN SHORE	w 14-1	5	13-5-0	0-0-0	JOYCE, C. (W 4-2)	500	1:30
Mar 11, 2022	FAIRFIELD	w 8-0	6	14-5-0	0-0-0	NESTER, S. (W 9-3)	150	1:26
Mar 11, 2022	NORFOLK STATE	w 7-6	7	15-5-0	0-0-0	MCCOWN, B. (W 1-0)	150	2:11
Mar 13, 2022	FAIRFIELD	w 8-4	7	16-5-0	0-0-0	NESTER, S. (W 10-3)	150	2:25
3/16/2022	at Ohio	L 7-8	7	16-6-0	0-0-0	MCCOWN, B. (L 1-1)	0	3:05
* Mar 19, 2022	at UAB	L 0-1	7	16-7-0	0-1-0	NESTER, S. (L 10-4)	126	1:48
* Mar 19, 2022	at UAB	L 2-5	7	16-8-0	0-2-0	MCCOWN, B. (L)	150	1:51
* Mar 20, 2022	at UAB	L 7-8	7	16-9-0	0-3-0	NESTER, S. (L 10-5)	210	2:24
* Mar 25, 2022	MIDDLE TENNESSEE	w 4-1	7	17-9-0	1-3-0	NESTER, S. (W 11-5)	125	1:52
* Mar 26, 2022	MIDDLE TENNESSEE	w 9-1	6	18-9-0	2-3-0	JOYCE, C. (W 5-2)	125	1:45
* Mar 27, 2022	MIDDLE TENNESSEE	w 9-1	6	19-9-0	3-3-0	NESTER, S. (W 12-5)	150	1:58

* = Conference game

() extra inning game



00 - So. - Autumn Owen - C										Mill Spring, N.C.									
Career Highs **at Gardner-Webb										Season Highs									
At-Bats: 5 (3x) last vs. Howard 2/26/22										At-Bats: 5 vs. Howard 2/26									
Runs: 3 (3x) last vs. Canisius 2/8/20**										Runs: 2 (3x) last vs. MTSU 3/27									
Hits: 4 at NC Central 3/20/19**										Hits: 3 vs. Fairfield 3/13									
RBI: 5 (2x) last vs. Canisius 2/8/20**										RBI: 2 vs. Fairfield 3/13									
Doubles: 2 (3x) last vs. Fairfield 3/13/22										Doubles: 2 vs. Fairfield 3/13									
Triples: 2 vs. NC Central 2/28/20**										Triples:									
Home Runs: 2 at Appalachian St. 3/13/19**										Home Runs: 1 (2x) last at UAB 3/20									
Walks: 3 at Charleston Southern 4/18/19**										Walks: 1 (8x) last vs. MTSU 3/27									
SB: 2 (2x) last vs. UMES 2/7/20**										SB: 1 (4x) last vs. MTSU 3/27									
Putouts: 16 vs. Fairfield 3/13/22										Putouts: 16 vs. Fairfield 3/13									
Assists: 5 vs. MTSU 3/27/22										Assists: 5 vs. MTSU 3/27									
Career/Season																			
2+ Hit Games: 32/8																			
2+ HR Games: 1/																			
2+ Runs Games: 21/3																			
2+ RBI Games: 17/1																			
2+ BB Games: 10/																			
1,000 Avg. Games (at least 2-2): 9/2																			
Hitting Streaks 5+ Games: 6/1																			
Hitting Streaks 10+ Games: 0/																			
Career Long Hitting Streak: 6 (3x in 2019 & '22)																			
Season/Current Hit Streak: 6/2																			
Career Long OB Streak: 15 ('19)																			
Season/Current OB Streak: 7/2																			

#0 OWEN, Autumn - 26 games (All games)

Date	Opponent	Pos	AB	R	H	RBI	2B	3B	HR	BB	SB	CS	HBP	SAC	SF	GDP	K	PO	A	E	Avg
Feb 11	vs Saint Joseph's	*3b	2	1	1	0	0	0	0	0	0	0	0	0	0	0	1	0	1	1	.500
Feb 11	vs Villanova	c/ph	1	0	0	0	0	0	0	0	0	0	0	0	0	0	1	0	0	0	.333
Feb 12	vs Villanova	*3b	2	0	0	1	0	0	0	0	0	0	0	0	0	0	1	1	1	0	.200
Feb 12	vs Saint Joseph's	*3b	3	0	1	0	1	0	0	0	0	0	0	0	0	0	2	0	2	0	.250
Feb 18	vs South Carolina	ph/c	2	0	0	1	0	0	0	0	0	0	0	0	1	0	0	2	0	0	.200
2/19/22	vs South Carolina	*c/3b	2	0	0	0	0	0	0	1	0	1	0	0	0	1	0	4	2	0	.167
Feb 19	at Coastal Carolina	*3b	4	1	2	1	0	0	1	0	0	0	0	0	0	0	0	1	2	0	.250
Feb 20	vs Fordham	*3b	2	1	1	0	0	0	0	0	0	0	0	0	0	0	0	3	0	1	.278
Feb 25	vs Kent State	*3b	2	0	0	0	0	0	0	0	0	0	0	0	0	0	2	0	3	0	.250
Feb 26	vs Howard	*3b	5	0	2	0	0	0	0	0	1	0	0	0	0	0	0	0	2	0	.280
Feb 26	at Campbell	*3b	3	1	1	0	0	0	0	0	0	0	0	0	0	0	0	1	3	1	.286
Mar 03	PURDUE FORT WAYN	*3b/c	1	1	0	0	0	0	0	1	0	0	0	0	0	0	0	4	0	0	.276
Mar 04	PURDUE FORT WAYN	*3b	1	0	0	0	0	0	0	0	0	0	0	0	0	0	1	0	1	0	.267
Mar 04	MD EASTERN SHORE	*c	2	0	1	1	0	0	0	0	0	0	0	0	1	0	0	9	1	0	.281
Mar 05	WINTHROP	*3b	2	1	1	0	0	0	0	1	1	0	0	0	0	0	0	0	3	0	.294
Mar 05	MD EASTERN SHORE	*c	3	1	2	0	0	0	0	0	0	0	0	0	0	0	0	6	0	0	.324
Mar 11	FAIRFIELD	*3b	2	2	2	0	1	0	0	1	0	0	0	0	0	0	0	0	2	0	.359
Mar 11	NORFOLK STATE	*c	3	2	2	1	0	0	0	1	0	0	0	0	0	0	0	7	1	1	.381
Mar 13	FAIRFIELD	*c	3	0	3	2	2	0	0	1	1	0	0	0	0	0	0	16	0	0	.422
3/16/2022	at Ohio	*	4	0	0	0	0	0	0	1	0	0	0	0	0	0	2	0	2	0	.388
Mar 19	at UAB	*3b	3	0	0	0	0	0	0	0	0	0	0	0	0	0	1	0	3	0	.365
Mar 19	at UAB	*3b	2	0	0	0	0	0	0	0	0	0	0	0	0	0	1	1	1	0	.352
Mar 20	at UAB	*3b	4	1	2	1	0	0	1	0	0	0	0	0	0	0	1	1	3	0	.362
Mar 25	MIDDLE TENNESSEE	*3b	3	0	0	0	0	0	0	0	0	0	0	0	0	0	1	0	4	0	.344
Mar 26	MIDDLE TENNESSEE	*3b	4	1	2	1	1	0	0	0	0	0	0	0	0	0	0	0	5	0	.354
Mar 27	MIDDLE TENNESSEE	*3b	3	2	1	0	0	0	0	1	1	0	0	0	0	0	0	0	2	0	.353
Totals		24gs	68	15	24	9	5	0	2	8	4	1	0	0	2	1	14	56	44	4	.353

On base pct. .410 • Slugging pct. .515

Autumn Owen Collegiate Career Stats																									
Year	Avg.	GP/GS	AB	R	H	2B	3B	HR	RBI	TB	SLG%	BB	HBP	SO	GDP	OB%	SF	SH	SB/ATT	PO	A	E	DP	FLD%	CSB
2019 GWU	0.384	52/52	146	41	56	12	3	13	50	113	0.774	25	3	18	0	0.469	5	0	10/12	291	41	7	1	0.979	17
2020 GWU	0.386	29/29	83	25	32	7	5	4	22	61	0.735	21	1	14	0	0.505	2	1	11/11	158	22	4	1	0.978	5
2021 GWU	Did Not Play-Injury																								
2022 MAR	0.353	26/24	68	15	24	5	0	2	9	35	0.515	8	0	14	1	0.410	2	0	4/5	56	44	4	2	0.962	1
Totals	0.377	107/105	297	81	112	24	8	19	81	209	0.704	54	4	46	1	0.467	9	1	25/28	503	100	15	4	0.975	23
GWU (2 yrs)	0.384	81/81	229	66	88	19	8	17	72	174	0.760	46	4	32	0	0.483	7	1	21/23	449	63	11	2	0.979	22
MAR (1 yr)	0.353	26/24	68	15	24	5	0	2	9	35	0.515	8	0	14	1	0.410	2	0	4/5	56	44	4	2	0.962	1



1 - Sr. - Grace Chelemen - OF

Woodhaven, Michigan

Career Highs

At-Bats: 5 vs. Florida Atlantic 4/17/21
Runs: 2 (11x) last at Ohio 3/16/22
Hits: 4 vs. Bellarmine 3/27/21
RBI: 3 (2x) last vs. Akron 3/3/21
Doubles: 2 (2x) last vs. MTSU 3/27/22
Triples: 1 (2x) last at Norfolk State 3/1/20
Home Runs: 1 (3x) last vs. Valparaiso 3/6/21
Walks: 2 (2x) last vs. South Carolina 2/19/22
SB: 2 (2x) last vs. Valparaiso 3/7/21
Putouts: 4 (6x) last at MTSU 4/9/21
Assists: 1 (2x) last vs. UMES 3/4/22

Season Highs

At-Bats: 4 (4x) last vs. Fordham 2/20
Runs: 2 at Ohio 3/16
Hits: 2 (4x) last vs. MTSU 3/27
RBI: 2 (2x) last vs. MTSU 3/27
Doubles: 2 vs. MTSU 3/27
Triples:
Home Runs:
Walks: 2 vs. South Carolina 2/19
SB: 1 (3x) last vs. MTSU 3/27
Putouts: 3 (2x) last at Ohio 3/16
Assists: 1 vs. UMES 3/4

Career/Season

2+ Hit Games: 19/4
2+ SB Games: 2/
2+ Runs Games: 11/1
2+ RBI Games: 7/2
2+ BB Games: 2/1
1,000 Avg. Games (at least 2-2): 2/1
Hitting Streaks 5+ Games: 3/
Hitting Streaks 10+ Games:
Career Long Hitting Streak: 6 ('21)
Season/Current Hit Streak: 3/1
Career Long OB Streak: 10 ('20 & '21)
Season/Current OB Streak: 3/3

#1 CHELEMEN, Grace - 25 games (All games)

Date	Opponent	Pos	AB	R	H	RBI	2B	3B	HR	BB	SB	CS	HBP	SAC	SF	GDP	K	PO	A	E	Avg
Feb 11	vs Saint Joseph's	*of	2	1	0	0	0	0	0	1	1	0	0	0	0	0	1	0	0	0	.000
Feb 11	vs Villanova	*of	3	0	0	0	0	0	0	0	0	0	0	0	0	0	1	0	0	0	.000
Feb 12	vs Villanova	*of	3	1	0	0	0	0	0	0	0	0	0	0	0	0	0	0	0	0	.000
Feb 12	vs Saint Joseph's	*of	4	1	1	0	1	0	0	0	0	0	0	0	0	0	1	2	0	0	.083
Feb 18	vs South Carolina	*of	4	0	2	1	0	0	0	0	0	0	0	0	0	0	0	3	0	0	.188
Feb 18	at Coastal Carolina	*of	4	0	0	0	0	0	0	0	0	0	0	0	0	0	1	0	0	0	.150
2/19/22	vs South Carolina	*of	1	1	1	0	0	0	0	2	0	0	0	0	0	0	0	0	0	0	.190
Feb 19	at Coastal Carolina	*of	3	0	1	1	1	0	0	0	0	0	0	0	1	0	1	1	0	0	.208
Feb 20	vs Fordham	*of	4	1	2	2	0	0	0	0	0	0	0	0	0	0	0	1	0	0	.250
Feb 25	vs Kent State	*of	4	0	0	0	0	0	0	0	0	0	0	0	0	0	2	1	0	0	.219
Feb 26	vs Howard	*of	2	0	0	0	0	0	0	0	0	0	0	0	0	0	1	0	0	0	.206
Feb 26	at Campbell	of	1	0	0	0	0	0	0	0	0	0	0	0	0	0	1	0	0	0	.200
Mar 03	PURDUE FORT WAYN	of	0	0	0	0	0	0	0	0	0	0	0	0	0	0	0	0	0	0	.200
Mar 04	MD EASTERN SHORE	*of	2	1	0	0	0	0	0	1	0	0	0	0	0	0	0	1	1	0	.189
Mar 05	WINTHROP	pr/of	0	0	0	0	0	0	0	0	1	0	0	0	0	0	0	0	0	0	.189
Mar 05	MD EASTERN SHORE	of	0	0	0	0	0	0	0	0	0	0	0	0	0	0	0	0	0	0	.189
Mar 11	FAIRFIELD	pr/of	1	0	0	0	0	0	0	0	0	0	0	0	0	0	0	0	0	0	.184
Mar 11	NORFOLK STATE	of	0	0	0	0	0	0	0	0	0	0	0	0	0	0	0	0	0	0	.184
Mar 13	FAIRFIELD	of/of	0	0	0	0	0	0	0	1	0	0	0	0	0	0	0	0	0	0	.184
3/16/2022	at Ohio		2	2	2	0	0	0	0	1	0	0	0	0	0	0	0	3	0	0	.225
Mar 19	at UAB	*of	3	0	0	0	0	0	0	0	0	0	0	0	0	0	1	1	0	0	.209
Mar 20	at UAB	*of/pr	2	1	0	0	0	0	0	0	0	0	0	0	0	0	0	2	0	0	.200
Mar 25	MIDDLE TENNESSEE	*of	3	0	1	0	1	0	0	0	0	0	0	0	0	0	0	2	0	0	.208
Mar 26	MIDDLE TENNESSEE	*of	2	1	0	0	0	0	0	1	0	0	0	0	0	0	0	1	0	0	.200
Mar 27	MIDDLE TENNESSEE	*of	3	1	2	2	2	0	0	1	1	0	0	0	0	0	0	1	0	0	.226
Totals		17gs	53	11	12	6	5	0	0	8	3	0	0	0	1	0	10	19	1	0	.226

On base pct. .323 • Slugging pct. .321

Grace Chelemen Collegiate Career Stats

	Avg.	GP/GS	AB	R	H	2B	3B	HR	RBI	TB	SLG%	BB	HBP	SO	GDP	OB%	SF	SH	SB/ATT	PO	A	E	DP	FLD%
2019 Mich	0.143	36/1	7	10	1	0	0	0	0	1	0.143	2	1	3	0	0.400	0	0	3/4	0	0	0	0	0.000
2020 MAR	0.293	25/20	58	16	17	0	2	1	5	24	0.414	9	1	9	0	0.391	1	2	6/7	29	0	1	1	0.967
2021 MAR	0.353	32/31	102	21	36	6	0	2	15	48	0.471	9	1	14	0	0.404	2	4	3/9	56	1	4	0	0.934
2022 MAR	0.226	25/17	53	11	12	5	0	0	6	17	0.321	8	0	10	0	0.323	1	0	3/3	19	1	0	1	1.000
Totals	0.300	118/69	220	58	66	11	2	3	26	90	0.409	28	3	36	0	0.376	4	6	15/23	104	2	5	2	0.955
MAR (3 yrs)	0.305	82/68	213	48	65	11	2	3	26	89	0.418	26	2	33	0	0.380	4	6	12/19	104	2	5	2	0.953



3 - RS-Sr. - Armani Brown - INF										Elk Grove, California									
Career Highs										Season Highs									
At-Bats: 5 (2x) last vs. Portland State 2/10/19										At-Bats: 3 (7x) last at UAB 3/19									
Runs: 3 at Morehead State 4/30/19										Runs: 1 (7x) last vs. MTSU 3/27									
Hits: 3 (4x) last vs. Fairfield 3/11/22										Hits: 3 vs. Fairfield 3/11									
RBI: 3 vs. Fairfield 3/11/22										RBI: 3 vs. Fairfield 3/11									
Doubles: 1 (8x) last vs. Fairfield 3/11/22										Doubles: 1 vs. Fairfield 3/11									
Triples: 1 (2x) last vs. Charlotte 5/12/21										Triples:									
Home Runs:										Home Runs:									
Walks: 2 (5x) last at FIU 4/24/21										Walks: 1 (3x) last at UAB 3/20									
SB: 1 (14x) last vs. UMES 3/5/22										SB: 1 (3x) last vs. MTSU 3/27									
Putouts: 6 (3x) last at MTSU 4/9/21										Putouts: 3 vs. Norfolk State 3/11									
Assists: 5 (3x) last vs. Charlotte 5/12/21										Assists: 3 vs. Winthrop 3/5									
Career/Season																			
2+ Hit Games: 28/2																			
2+ BB Games: 5/																			
2+ Runs Games: 7/																			
2+ RBI Games: 5/1																			
1,000 Avg. Games (at least 2-2): 6/2																			
Hitting Streaks 5+ Games: 1/																			
Hitting Streaks 10+ Games:																			
Career Long Hitting Streak: 6 ('19)																			
Season/Current Hit Streak: 2/1																			
Career Long OB Streak: 19 ('20)																			
Season/Current OB Streak: 2/1																			

#3 BROWN, Armani - 24 games (All games)

Date	Opponent	Pos	AB	R	H	RBI	2B	3B	HR	BB	SB	CS	HBP	SAC	SF	GDP	K	PO	A	E	Avg
Feb 11	vs Saint Joseph's	*2b	1	0	0	0	0	0	0	0	0	0	0	1	0	0	0	0	1	0	.000
Feb 11	vs Villanova	*2b	1	0	0	0	0	0	0	0	0	0	0	0	0	0	0	1	1	0	.000
Feb 12	vs Villanova	*2b	2	0	0	0	0	0	0	0	0	0	0	0	0	0	0	0	1	0	.000
Feb 12	vs Saint Joseph's	*2b/pr	1	1	0	0	0	0	0	0	0	0	0	0	0	0	1	1	1	0	.000
Feb 18	vs South Carolina	*2b	0	0	0	0	0	0	0	0	0	0	0	0	0	0	0	1	0	0	.000
Feb 18	at Coastal Carolina	*2b	3	0	0	0	0	0	0	0	0	0	0	0	0	0	1	2	1	0	.000
2/19/22	vs South Carolina	ss	2	0	0	0	0	0	0	0	0	0	0	1	0	0	0	0	2	0	.000
Feb 19	at Coastal Carolina	2b	0	0	0	0	0	0	0	0	0	0	0	0	0	0	0	0	0	0	.000
Feb 25	vs Kent State	*2b	1	0	0	0	0	0	0	0	0	0	0	0	0	0	1	1	2	0	.000
Feb 25	vs Howard	2b	0	0	0	0	0	0	0	0	0	0	0	0	0	0	0	0	1	0	.000
Feb 26	vs Howard	*2b/pr	0	0	0	0	0	0	0	0	1	0	0	0	0	0	0	0	2	1	.000
Mar 04	PURDUE FORT WAYN	pr	0	0	0	0	0	0	0	0	0	0	0	0	0	0	0	0	0	0	.000
Mar 05	WINTHROP	*2b	3	0	0	0	0	0	0	0	0	0	0	0	0	0	1	1	3	0	.000
Mar 05	MD EASTERN SHORE	*2b	2	1	2	0	0	0	0	1	1	0	0	0	0	0	0	2	2	0	.125
Mar 11	FAIRFIELD	*2b	3	1	3	3	1	0	0	0	0	0	0	0	0	0	0	1	1	0	.263
Mar 11	NORFOLK STATE	*2b	1	0	0	0	0	0	0	0	0	0	0	1	0	0	0	3	2	0	.250
Mar 13	FAIRFIELD	*2b	3	1	1	0	0	0	0	1	0	0	0	0	0	0	0	0	1	0	.261
3/16/2022	at Ohio	*	3	0	0	0	0	0	0	0	0	0	0	0	0	0	0	0	0	0	.231
Mar 19	at UAB	*dh/2b	3	0	0	0	0	0	0	0	0	0	0	0	0	0	0	0	0	0	.207
Mar 19	at UAB	*2b	3	0	0	0	0	0	0	0	0	0	0	0	0	0	0	2	0	0	.188
Mar 20	at UAB	*dh/2b	1	1	0	0	0	0	0	1	0	0	0	0	0	0	1	1	2	0	.182
Mar 25	MIDDLE TENNESSEE	*ss	2	1	1	0	0	0	0	0	0	0	0	0	0	0	0	0	1	0	.200
Mar 26	MIDDLE TENNESSEE	*ss	2	0	0	0	0	0	0	0	0	0	0	1	0	0	1	1	0	1	.189
Mar 27	MIDDLE TENNESSEE	*ss	2	1	1	0	0	0	0	0	1	0	0	0	0	0	0	0	0	0	.205
Totals		20gs	39	7	8	3	1	0	0	3	3	0	0	4	0	0	6	17	24	2	.205

On base pct. .262 • Slugging pct. .231

Armani Brown Career Stats

Year	avg	gp-gs	ab	r	h	2b	3b	hr	rbi	tb	slg%	bb	hbp	so	gdp	ob%	sf	sh	sb-att	po	a	e	fld%
2018	.357	6-4	14	3	5	0	0	0	3	5	.357	1	0	1	0	.400	0	0	3-3	9	7	1	.941
2019	.272	62-62	191	30	52	4	1	0	11	58	.304	13	0	19	0	.316	2	7	6-8	95	93	9	.954
2020	.347	25-25	72	13	25	0	0	0	7	25	.347	4	0	11	0	.382	0	4	3-4	35	32	5	.931
2021	.246	32-24	61	12	15	3	1	0	2	20	.328	8	1	9	0	.343	0	3	0-2	61	44	4	.963
2022	.205	24-20	39	7	8	1	0	0	3	9	.231	3	0	6	0	.262	0	4	3-3	17	24	2	.953
TOTAL	.279	149-135	377	65	105	8	2	0	26	117	.310	29	1	46	0	.330	2	18	15-20	217	200	21	.952



4 - Fr. - Alex Coleman - OF

Asheboro, N.C.

Season Highs

At-Bats: 3 (2x) last vs. Norfolk State 3/11
Runs: 2 vs. Howard 2/25
Hits: 2 vs. Norfolk State 3/11
RBI: 2 vs. Howard 2/25
Doubles:
Triples:
Home Runs:
Walks: 2 vs. Howard 2/25
SB: 1 (3x) last vs. Purdue Fort Wayne
Putouts: 4 at UAB 3/19
Assists:

Career/Season

2+ Hit Games: 1
2+ Runs Games: 1
2+ RBI Games: 1
2+ BB Games: 1
1,000 Avg. Games (at least 2-2):
Hitting Streaks 5+ Games:
Hitting Streaks 10+ Games:
Career Long Hitting Streak:
Season/Current Hit Streak: 2/0
Career Long OB Streak:
Season/Current OB Streak: 5/0

#4 COLEMAN, Alex - 23 games (All games)

Date	Opponent	Pos	AB	R	H	RBI	2B	3B	HR	BB	SB	CS	HBP	SAC	SF	GDP	K	PO	A	E	Avg
Feb 11	vs Villanova	of	0	0	0	0	0	0	0	0	0	0	0	0	0	0	0	0	0	0	.000
Feb 12	vs Saint Joseph's	pr	0	1	0	0	0	0	0	0	0	0	0	0	0	0	0	0	0	0	.000
Feb 18	vs South Carolina	of	0	0	0	0	0	0	0	0	0	0	0	0	0	0	0	0	0	0	.000
Feb 18	at Coastal Carolina	pr/of	0	0	0	0	0	0	0	0	0	0	0	0	0	0	0	0	0	1	.000
Feb 20	vs Fordham	pr	0	1	0	0	0	0	0	0	0	0	0	0	0	0	0	0	0	0	.000
Feb 25	vs Kent State	pr	0	0	0	0	0	0	0	0	1	0	0	0	0	0	0	0	0	0	.000
Feb 25	vs Howard	*of	1	2	1	2	0	0	0	2	1	0	0	0	0	0	0	3	0	0	1.000
Feb 26	vs Howard	of	1	0	0	0	0	0	0	0	0	0	0	1	0	0	0	0	0	0	.500
Feb 26	at Campbell	*of	1	0	0	0	0	0	0	0	0	0	0	2	0	0	1	1	0	0	.333
Mar 03	PURDUE FORT WAYN	*of	2	1	1	0	0	0	0	0	1	0	0	0	0	0	1	0	0	0	.400
Mar 04	PURDUE FORT WAYN	*of	1	1	1	0	0	0	0	0	0	0	0	1	0	0	0	1	0	0	.500
Mar 04	MD EASTERN SHORE	*of	1	0	0	0	0	0	0	0	0	0	0	1	0	0	0	0	0	0	.429
Mar 05	WINTHROP	*of	2	1	0	0	0	0	0	1	0	0	0	0	0	0	0	0	0	0	.333
Mar 05	MD EASTERN SHORE	*of	1	1	0	0	0	0	0	0	0	0	0	0	0	0	1	0	0	0	.300
Mar 11	FAIRFIELD	*of	3	1	1	0	0	0	0	0	0	0	0	0	0	0	0	0	0	0	.308
Mar 11	NORFOLK STATE	*of	3	1	2	0	0	0	0	0	0	0	0	0	0	0	0	0	0	0	.375
Mar 13	FAIRFIELD	*of/of	2	0	0	0	0	0	0	0	0	0	0	0	0	0	0	0	0	0	.333
3/16/2022	at Ohio	*	1	0	0	0	0	0	0	0	0	0	0	0	0	0	0	1	0	0	.316
Mar 19	at UAB	pr	0	0	0	0	0	0	0	0	0	0	0	0	0	0	0	0	0	0	.316
Mar 19	at UAB	*dh/of	2	1	0	0	0	0	0	0	0	0	0	0	0	0	0	4	0	0	.286
Mar 20	at UAB	pr	0	1	0	0	0	0	0	0	0	0	0	0	0	0	0	0	0	0	.286
Mar 25	MIDDLE TENNESSEE	of	0	0	0	0	0	0	0	0	0	0	0	0	0	0	0	0	0	0	.286
Mar 26	MIDDLE TENNESSEE	pr	0	1	0	0	0	0	0	0	0	0	0	0	0	0	0	0	0	0	.286
Totals		12gs	21	13	6	2	0	0	0	3	3	0	0	5	0	0	2	11	0	1	.286

On base pct. .375 • Slugging pct. .286

Alex Coleman Career Stats

Year	avg	gp-gs	ab	r	h	2b	3b	hr	rbi	tb	slg%	bb	hbp	so	gdp	ob%	sf	sh	sb-att	po	a	e	fld%
2022	.286	23-12	21	13	6	0	0	0	2	6	.286	3	0	2	0	.375	0	5	3-3	11	0	1	.917
TOTAL	.286	23-12	21	13	6	0	0	0	2	6	.286	3	0	2	0	.375	0	5	3-3	11	0	1	.917



7 - R-Fr. - Amaya Lee - IF												Concord, Calif.											
Season Highs												Career/Season											
At-Bats: 1 vs. Purdue Fort Wayne 3/3												2+ Hit Games:											
Runs: 1 (8x) last vs. MTSU 3/26												2+ Runs Games:											
Hits:												2+ RBI Games:											
RBI:												2+ BB Games:											
Doubles:												1,000 Avg. Games (at least 2-2):											
Triples:												Hitting Streaks 5+ Games:											
Home Runs:												Hitting Streaks 10+ Games:											
Walks:												Career Long Hitting Streak:											
SB:												Season/Current Hit Streak:											
Putouts:												Career Long OB Streak:											
Assists:												Season/Current OB Streak:											

#7 LEE, Amaya - 18 games (All games)

Date	Opponent	Pos	AB	R	H	RBI	2B	3B	HR	BB	SB	CS	HBP	SAC	SF	GDP	K	PO	A	E	Avg
Feb 11	vs Saint Joseph's	pr	0	0	0	0	0	0	0	0	0	0	0	0	0	0	0	0	0	0	.000
Feb 12	vs Villanova	pr	0	1	0	0	0	0	0	0	0	0	0	0	0	0	0	0	0	0	.000
Feb 18	vs South Carolina	pr	0	1	0	0	0	0	0	0	0	0	0	0	0	0	0	0	0	0	.000
2/19/22	vs South Carolina	pr	0	0	0	0	0	0	0	0	0	0	0	0	0	0	0	0	0	0	.000
Feb 19	at Coastal Carolina	pr	0	1	0	0	0	0	0	0	0	0	0	0	0	0	0	0	0	0	.000
Feb 25	vs Kent State	pr	0	0	0	0	0	0	0	0	0	0	0	0	0	0	0	0	0	0	.000
Feb 26	vs Howard	pr	0	1	0	0	0	0	0	0	0	0	0	0	0	0	0	0	0	0	.000
Mar 03	PURDUE FORT WAYN	2b	1	0	0	0	0	0	0	0	0	0	0	0	0	0	1	0	0	0	.000
Mar 04	PURDUE FORT WAYN	pr	0	0	0	0	0	0	0	0	0	0	0	0	0	0	0	0	0	0	.000
Mar 05	MD EASTERN SHORE	pr	0	1	0	0	0	0	0	0	0	0	0	0	0	0	0	0	0	0	.000
Mar 11	FAIRFIELD	pr	0	1	0	0	0	0	0	0	0	0	0	0	0	0	0	0	0	0	.000
Mar 11	NORFOLK STATE	pr	0	0	0	0	0	0	0	0	0	0	0	0	0	0	0	0	0	0	.000
Mar 13	FAIRFIELD	pr	0	1	0	0	0	0	0	0	0	0	0	0	0	0	0	0	0	0	.000
3/16/2022	at Ohio		0	0	0	0	0	0	0	0	0	0	0	0	0	0	0	0	0	0	.000
Mar 19	at UAB	pr	0	0	0	0	0	0	0	0	0	0	0	0	0	0	0	0	0	0	.000
Mar 20	at UAB	pr	0	0	0	0	0	0	0	0	0	0	0	0	0	0	0	0	0	0	.000
Mar 26	MIDDLE TENNESSEE	pr	0	1	0	0	0	0	0	0	0	0	0	0	0	0	0	0	0	0	.000
Mar 27	MIDDLE TENNESSEE	pr	0	0	0	0	0	0	0	0	0	0	0	0	0	0	0	0	0	0	.000
Totals		0gs	1	8	0	0	0	0	0	0	0	0	0	0	0	0	1	0	0	0	.000

On base pct. .000 • Slugging pct. .000

Amaya Lee Career Stats																							
Year	avg	gp-gs	ab	r	h	2b	3b	hr	rbi	tb	slg%	bb	hbp	so	gdp	ob%	sf	sh	sb-att	po	a	e	fld%
2022	.000	18-0	1	8	0	0	0	0	0	0	.000	0	0	1	0	.000	0	0	0-0	0	0	0	.000
TOTAL	.000	18-0	1	8	0	0	0	0	0	0	.000	0	0	1	0	.000	0	0	0-0	0	0	0	.000



9 - Fr. - Lauren Love - IF										Matthews, N.C.									
Season Highs										Career/Season									
At-Bats: 5 vs. Fairfield 3/13										2+ Hit Games: 6									
Runs: 3 vs. Howard 2/25										2+ Runs Games: 5									
Hits: 4 vs. Howard 2/25										2+ RBI Games: 7									
RBI: 4 vs. Purdue Fort Wayne 3/3										2+ BB Games: 1									
Doubles: 2 vs. Winthrop 3/5										1,000 Avg. Games (at least 2-2): 2									
Triples:										Hitting Streaks 5+ Games: 1									
Home Runs: 1 (3x) last vs. Fairfield 3/13										Hitting Streaks 10+ Games:									
Walks: 2 at Ohio 3/16										Career Long Hitting Streak: 7									
SB: 1 vs. Howard 2/26										Season/Current Hit Streak: 7/1									
Putouts: 3 (2x) last vs. MSTU 3/26										Career Long OB Streak: 13									
Assists: 5 at Coastal Carolina 2/19										Season/Current OB Streak: 13/0									

#9 LOVE, Lauren - 27 games (All games)

Date	Opponent	Pos	AB	R	H	RBI	2B	3B	HR	BB	SB	CS	HBP	SAC	SF	GDP	K	PO	A	E	Avg
Feb 11	vs Villanova	2b	1	0	1	1	0	0	0	0	0	0	0	0	0	0	0	1	0	0	1.000
Feb 12	vs Villanova	*of	2	0	1	0	0	0	0	0	0	0	0	0	0	0	0	0	0	0	.667
Feb 12	vs Saint Joseph's	*of/2b	3	1	1	2	0	0	1	0	0	0	0	0	0	0	0	1	1	0	.500
Feb 18	vs South Carolina	*of/2b	3	2	1	0	1	0	0	1	0	0	0	0	0	0	0	1	2	0	.444
Feb 18	at Coastal Carolina	*of/ss	3	0	0	0	0	0	0	0	0	0	0	0	0	0	0	1	0	0	.333
2/19/22	vs South Carolina	*ss/of	3	0	1	0	0	0	0	0	0	0	0	0	0	1	0	0	2	1	.333
Feb 19	at Coastal Carolina	*2b	4	1	1	0	0	0	0	0	0	0	0	0	0	0	0	2	5	0	.316
Feb 20	vs Fordham	*2b	2	0	0	1	0	0	0	0	0	0	0	1	0	0	0	0	0	0	.286
Feb 25	vs Kent State	*ss/2b	2	0	0	0	0	0	0	0	0	0	1	0	0	0	1	1	0	0	.261
Feb 25	vs Howard	*2b/ss	4	3	4	3	1	0	0	0	0	0	0	0	0	0	0	0	0	0	.370
Feb 26	vs Howard	*ss	2	1	0	0	0	0	0	1	1	0	1	1	0	0	1	3	2	1	.345
Feb 26	at Campbell	*2b	3	1	1	0	1	0	0	0	0	0	0	1	0	0	1	0	0	0	.344
Mar 03	PURDUE FORT WAYN	*2b/ss	2	2	2	4	0	0	1	1	0	0	0	0	0	0	0	2	2	0	.382
Mar 04	PURDUE FORT WAYN	*2b	3	2	0	1	0	0	0	1	0	0	0	0	0	0	0	2	0	0	.351
Mar 04	MD EASTERN SHORE	*2b	3	0	2	1	0	0	0	0	0	0	0	0	0	0	0	0	2	0	.375
Mar 05	WINTHROP	*ss	4	1	3	2	2	0	0	0	0	0	0	0	0	0	0	1	0	0	.409
Mar 05	MD EASTERN SHORE	*ss	4	2	2	2	0	0	0	0	0	0	0	0	0	0	0	2	1	1	.417
Mar 11	FAIRFIELD	*ss	4	1	1	0	1	0	0	0	0	0	0	0	0	0	2	2	3	0	.404
Mar 11	NORFOLK STATE	*ss	4	0	1	1	1	0	0	0	0	0	0	0	0	0	1	1	3	0	.393
Mar 13	FAIRFIELD	*ss	5	1	1	2	0	0	1	0	0	0	0	0	0	0	0	0	0	0	.377
3/16/2022	at Ohio	*	3	1	1	0	0	0	0	2	0	0	0	0	0	0	1	1	1	0	.375
Mar 19	at UAB	*ss	3	0	0	0	0	0	0	0	0	0	0	0	0	0	0	0	0	0	.358
Mar 19	at UAB	*ss	4	0	0	0	0	0	0	0	0	0	0	0	0	0	0	0	0	0	.338
Mar 20	at UAB	*ss	4	0	1	0	0	0	0	0	0	0	0	0	0	0	0	2	1	0	.333
Mar 25	MIDDLE TENNESSEE	*2b	2	0	0	0	0	0	0	0	0	0	1	0	0	0	0	0	1	0	.325
Mar 26	MIDDLE TENNESSEE	*of	3	0	2	2	0	0	0	0	0	0	0	0	0	0	0	3	0	0	.338
Mar 27	MIDDLE TENNESSEE	*of	4	0	0	0	0	0	0	0	0	0	0	0	0	0	2	0	0	0	.321
Totals		26gs	84	19	27	22	7	0	3	6	1	0	3	3	0	1	9	26	26	3	.321

On base pct. .387 • Slugging pct. .512

Lauren Love Career Stats																							
Year	avg	gp-gs	ab	r	h	2b	3b	hr	rbi	tb	slg%	bb	hbp	so	gdp	ob%	sf	sh	sb-att	po	a	e	fld%
2022	.321	27-26	84	19	27	7	0	3	22	43	.512	6	3	9	1	.387	0	3	1-1	26	26	3	.945
TOTAL	.321	27-26	84	19	27	7	0	3	22	43	.512	6	3	9	1	.387	0	3	1-1	26	26	3	.945

@HerdSB

41

#BrickByBrick



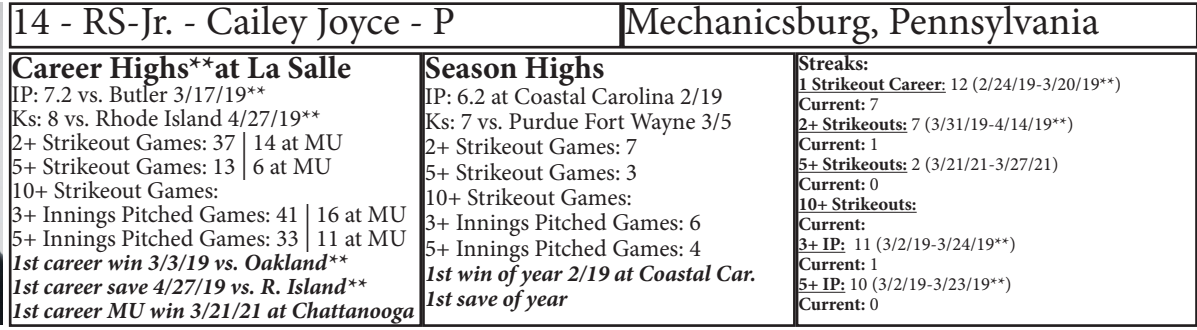
13 - Fr. - Rielly Lucas - IF	Huntington, W.Va.
Season Highs At-Bats: 3 (2x) last vs. Purdue Fort Wayne 3/3 Runs: 1 (5x) last vs. UMES 3/5 Hits: 2 vs. Howard 2/25 RBI: 2 vs. (2x) last vs. Purdue Fort Wayne 3/3 Doubles: 1 vs. Purdue Fort Wayne 3/3 Triples: Home Runs: Walks: 2 (2x) last vs. Fairfield 3/13 HBP: 1 vs. Fairfield 3/13 SB: Putouts: Assists:	Career/Season 2+ Hit Games: 1 2+ Runs Games: 2+ RBI Games: 2 2+ BB Games: 2 1,000 Avg. Games (at least 2-2): Hitting Streaks 5+ Games: Hitting Streaks 10+ Games: Career Long Hitting Streak: 2 Season/Current Hit Streak: 2/0 Career Long OB Streak: 9 Season/Current OB Streak: 9/0

#13 LUCAS, Rielly - 15 games (All games)

Date	Opponent	Pos	AB	R	H	RBI	2B	3B	HR	BB	SB	CS	HBP	SAC	SF	GDP	K	PO	A	E	Avg
Feb 12	vs Villanova	ph	1	0	0	1	0	0	0	0	0	0	0	0	0	0	0	0	0	0	.000
Feb 12	vs Saint Joseph's	ph/of	1	0	0	0	0	0	0	1	0	0	0	0	0	0	0	0	0	0	.000
Feb 19	at Coastal Carolina	ph	1	1	1	0	0	0	0	0	0	0	0	0	0	0	0	0	0	0	.333
Feb 20	vs Fordham	ph	0	0	0	0	0	0	0	1	0	0	0	0	0	0	0	0	0	0	.333
Feb 25	vs Howard	*of	3	1	2	2	0	0	0	0	0	0	0	0	0	0	0	0	0	0	.500
Feb 26	vs Howard	ph/of	2	1	1	0	0	0	0	1	0	0	0	0	0	0	0	0	0	0	.500
Feb 26	at Campbell	*of/of	2	0	0	0	0	0	0	1	0	0	0	0	0	0	0	0	0	0	.400
Mar 03	PURDUE FORT WAYN	*of	3	1	1	2	1	0	0	0	0	0	0	0	0	0	0	0	0	0	.385
Mar 04	PURDUE FORT WAYN	*of	2	0	0	0	0	0	0	0	0	0	0	0	0	0	0	0	0	0	.333
Mar 05	MD EASTERN SHORE	*of	1	1	0	0	0	0	0	2	0	0	0	0	0	0	0	0	0	0	.312
Mar 11	NORFOLK STATE	ph	1	0	0	0	0	0	0	0	0	0	0	0	0	0	0	0	0	0	.294
Mar 13	FAIRFIELD	*of	0	0	0	0	0	0	0	2	0	0	1	0	0	0	0	0	0	0	.294
3/16/2022	at Ohio		1	0	0	0	0	0	0	0	0	0	0	0	0	0	0	0	0	0	.278
Mar 19	at UAB	ph	1	0	0	0	0	0	0	0	0	0	0	0	0	0	1	0	0	0	.263
Mar 27	MIDDLE TENNESSEE	dh	1	0	0	1	0	0	0	0	0	0	0	0	0	0	0	0	0	0	.250
Totals		6gs	20	5	5	6	1	0	0	8	0	0	1	0	0	0	1	0	0	0	.250

On base pct. .483 • Slugging pct. .300

Rielly Lucas Career Stats																							
Year	avg	gp-gs	ab	r	h	2b	3b	hr	rbi	tb	slg%	bb	hbp	so	gdp	ob%	sf	sh	sb-att	po	a	e	fld%
2022	.250	15-6	20	5	5	1	0	0	6	6	.300	8	1	1	0	.483	0	0	0-0	0	0	0	.000
TOTAL	.250	15-6	20	5	5	1	0	0	6	6	.300	8	1	1	0	.483	0	0	0-0	0	0	0	.000



Date	Opponent	Pos	AB	R	H	RBI	2B	3B	HR	BB	SB	CS	HBP	SAC	SF	GDP	K	PO	A	E	Avg
Feb 19	at Coastal Carolina	*p	0	0	0	0	0	0	0	0	0	0	0	0	0	0	0	1	1	0	.000
Feb 25	vs Howard	*p	0	0	0	0	0	0	0	0	0	0	0	0	0	0	0	1	1	0	.000
Mar 05	MD EASTERN SHORE	*p	0	0	0	0	0	0	0	0	0	0	0	0	0	0	0	0	1	0	.000
Totals		3gs	0	0	0	0	0	0	0	0	0	0	0	0	0	0	0	2	3	0	.000

Date	Opponent	GS	IP	H	R	ER	BB	SO	2B	3B	HR	WP	BK	HBP	IBB	Score	W-L	Sv	ERA	NP
Feb 11	vs Villanova	*	1.0	2	3	3	1	2	0	0	2	0	0	1	0	1-9	0-1	0	21.00	20
Feb 12	vs Saint Joseph's	*	1.0	4	3	3	0	0	0	0	0	0	0	0	0	6-4	0-1	0	21.00	20
Feb 18	vs South Carolina		4.2	5	3	2	2	2	1	0	2	1	0	1	0	5-7	0-2	0	8.40	78
Feb 19	at Coastal Carolina	*	6.2	11	7	6	4	6	3	0	2	0	0	0	0	9-7	1-2	0	7.35	146
Feb 25	vs Howard	*	5.0	6	2	2	1	2	1	0	2	0	0	1	0	15-2	2-2	0	6.11	75
Mar 04	PURDUE FORT WAYN	*	5.0	3	0	0	0	7	1	0	0	0	0	0	0	8-0	3-2	0	4.80	76
Mar 05	MD EASTERN SHORE	*	5.0	5	1	1	0	6	1	1	0	1	0	0	0	14-1	4-2	0	4.20	74
Mar 11	NORFOLK STATE	*	1.1	6	5	5	0	1	3	0	0	0	0	0	0	7-6	4-2	0	5.19	46
Mar 26	MIDDLE TENNESSEE	*	4.0	2	1	1	3	2	1	0	0	0	0	0	0	9-1	5-2	0	4.78	71
Totals		8	33.2	44	25	23	11	28	11	1	8	2	0	3	0	74-37	5-2	0	4.78	-

Cailey Joyce Collegiate Career Pitching Stats																															
	ERA	W-L	APP	GS	CG	SHO	SV	IP	H	R	ER	BB	SO	2B	3B	HR	BF	BAvg.	WP	HBP	BK	SFA	SHA	PO	A	E	DP	FLD%			
2019 La Salle	4.32	8-14	35	16	14	1/0	1	168.2	231	128	104	45	91	51	5	18	798	0.324	5	13	0	13	13	22	14	1	1	0.973			
2020 La Salle	Did Not Play- Injured																														
2021 MAR	3.08	5-5	15	12	4	1/0	0	66.0	68	38	29	21	37	15	4	4	287	0.269	0	6	0	1	6	1	7	0	0	1.000			
2022 MAR	4.78	5-2	9	8	3	1/0	0	33.2	44	25	23	11	28	11	1	8	157	0.317	2	3	0	3	1	2	3	0	1	1.000			
Totals	4.07	18-21	59	36	21	3/0	1	268.1	343	191	156	77	156	77	10	30	1242	0.310	7	22	0	17	20	25	24	1	2	0.980			
MAR (2 yrs)	3.65	10-7	54	24	20	7	2/0	0	99.2	112	63	52	32	65	26	5	12	444	0.286	2	9	0	4	7	3	10	0	1	1.000		



16 - 5th Yr. - Saige Pye - INF										Stockton, California									
Career Highs										Season Highs									
At-Bats: 5 (2x) last at Charlotte 5/8/21										At-Bats: 4 (7x) last vs. MTSU 3/27									
Runs: 3 vs. Fairfield 3/13/22										Runs: 3 vs. Fairfield 3/13									
Hits: 4 at Kentucky 3/11/20										Hits: 3 (2x) last vs. UMES 3/5									
RBI: 7 at Kentucky 3/11/20										RBI: 4 vs. Howard 2/26									
Doubles: 3 vs. Florida Atlantic 4/17/21										Doubles: 1 (5x) last vs. MTSU 3/27									
Triples: 1 vs. Akron 3/4/20										Triples:									
HRs: 2 at Kentucky 3/11/20										HRs: 1 (8x) last vs. MTSU 3/27									
Walks: 2 (2x) last at Ohio 3/16/22										Walks: 2 at Ohio 3/16									
HBP: 2 vs. Howard 2/26/22										HBP: 2 vs. Howard 2/26									
Putouts: 2 (4x) last at Chattanooga 3/21/21										Putouts:									
Assists: 3 (2x) last vs. Bucknell 3/8										Assists:									
Career/Season																			
2+ Hit Games: 31/8										2+ HR Games: 1/ Grand Slams: 1									
2+ Runs Games: 11/4										2+ RBI Games: 22/8									
2+ BB Games: 1/										1,000 Avg. Games (at least 2-2): 3/									
Hitting Streaks 5+ Games: 5/2										Hitting Streaks 10+ Games:									
Career Long Hitting Streak: 12 (*21)										Season/Current Hit Streak: 6/2									
Career Long On Base Streak: 24 (*20)										Season/Current OB Streak: 11/2									

#16 PYE, Saige - 28 games (All games)

Date	Opponent	Pos	AB	R	H	RBI	2B	3B	HR	BB	SB	CS	HBP	SAC	SF	GDP	K	PO	A	E	Avg	
Feb 11	vs Saint Joseph's	*dh	3	1	1	3	0	0	1	0	0	0	0	0	0	0	0	0	0	0	.333	
Feb 11	vs Villanova	*dh	1	0	0	0	0	0	0	0	0	0	1	0	0	0	0	0	0	0	.250	
Feb 12	vs Villanova	*dh	2	1	1	0	0	0	0	0	0	0	1	0	0	0	0	0	0	0	.333	
Feb 12	vs Saint Joseph's	*dh	4	0	0	0	0	0	0	0	0	0	0	0	0	0	1	0	0	0	.200	
Feb 18	vs South Carolina	*dh/of	3	1	1	0	1	0	0	1	0	0	0	0	0	0	0	0	0	0	.231	
Feb 18	at Coastal Carolina	*dh	2	1	1	2	0	0	1	1	0	0	0	0	0	0	1	0	0	0	.267	
2/19/22	vs South Carolina	*of/dh	4	0	1	0	0	0	0	0	0	0	0	0	0	1	0	0	0	0	.263	
Feb 19	at Coastal Carolina	*dh	2	0	0	0	0	0	0	0	0	0	1	0	0	0	0	0	0	0	.238	
Feb 20	vs Fordham	*dh	2	1	0	0	0	0	0	1	0	0	0	0	0	0	1	0	0	0	.217	
Feb 25	vs Kent State	*dh	3	0	1	0	1	0	0	0	0	0	0	0	0	0	2	0	0	0	.231	
Feb 25	vs Howard	*dh	2	2	1	1	0	0	0	1	0	0	0	0	0	0	0	0	0	0	.250	
Feb 26	vs Howard	*dh	3	1	2	4	0	0	1	0	0	0	2	0	0	0	0	0	0	0	.290	
Feb 26	at Campbell	*dh	4	2	2	2	1	0	1	0	0	0	0	0	0	0	1	0	0	0	.314	
Mar 03	PURDUE FORT WAYN	*dh	3	2	2	3	0	0	1	0	0	0	0	0	0	0	0	0	0	0	.342	
Mar 04	PURDUE FORT WAYN	*dh	4	1	3	2	0	0	0	0	0	0	0	0	0	0	0	0	0	0	.381	
Mar 04	MD EASTERN SHORE	*dh	3	0	0	0	0	0	0	0	0	0	0	0	0	0	0	0	0	0	.356	
Mar 05	WINTHROP	*dh	3	0	0	1	0	0	0	0	0	0	0	0	0	0	1	0	0	0	.333	
Mar 05	MD EASTERN SHORE	*dh	4	1	3	0	0	0	0	0	0	0	0	0	0	0	0	0	0	0	.365	
Mar 11	FAIRFIELD	*dh	2	0	1	0	0	0	0	1	0	0	0	0	0	0	0	0	0	0	.370	
Mar 11	NORFOLK STATE	*dh	3	1	1	1	0	0	0	1	0	0	0	0	0	0	1	0	0	0	.368	
Mar 13	FAIRFIELD	*dh	3	3	2	2	1	0	1	1	0	0	0	0	0	0	0	0	0	0	.383	
3/16/2022	at Ohio	*	3	0	2	1	0	0	0	2	0	0	0	0	0	0	0	0	0	0	.397	
Mar 19	at UAB	*2b/dh	2	0	0	0	0	0	0	1	0	0	0	0	0	0	0	0	0	0	.385	
Mar 19	at UAB	*of/dh	3	0	1	1	0	0	0	0	0	0	0	0	0	0	0	0	0	0	.382	
Mar 20	at UAB	*2b/dh	4	0	2	0	0	0	0	0	0	0	0	0	0	0	1	0	0	0	.389	
Mar 25	MIDDLE TENNESSEE	*dh	2	0	0	1	0	0	0	0	0	0	0	0	1	0	0	0	0	0	.378	
Mar 26	MIDDLE TENNESSEE	*dh	3	1	1	1	0	0	1	1	0	0	0	0	0	0	0	0	0	0	.377	
Mar 27	MIDDLE TENNESSEE	*dh	4	1	2	2	1	0	1	0	0	0	0	0	0	0	0	0	0	0	.383	
Totals			28gs	81	20	31	27	5	0	8	11	0	0	5	0	1	1	9	0	0	0	.383

On base pct. .480 • Slugging pct. .741

Saige Pye Collegiate Career Stats

	Avg.	GP/GS	AB	R	H	2B	3B	HR	RBI	TB	SLG%	BB	HBP	SO	GDP	OB%	SF	SH	SB/ATT	PO	A	E	DP	FLD%
2018 GT	0.150	18/5	20	2	3	0	0	1	3	6	0.300	2	2	4	1	0.280	1	0	0/0	3	4	1	1	0.875
2019 GT	0.000	14/1	15	0	0	0	0	0	1	0	0.000	1	0	0	0	0.063	0	0	1/1	0	0	0	0	0.000
2020 MAR	0.463	25/25	80	20	37	6	1	8	28	69	0.863	11	2	5	2	0.532	1	0	0/0	11	12	2	0	0.920
2021 MAR	0.395	25/25	86	14	34	5	0	6	23	57	0.663	8	3	9	2	0.459	1	0	0/1	3	3	2	0	0.750
2022 MAR	0.383	28/28	81	20	31	5	0	8	27	60	0.741	11	5	9	1	0.480	1	0	0/0	0	0	0	0	0.000
Totals	0.372	110/84	282	56	105	16	1	23	82	192	0.681	33	12	27	6	0.453	4	0	1/2	17	19	5	1	0.878
GT (2 yrs)	0.086	32/6	35	2	3	0	0	1	4	6	0.171	3	2	4	1	0.195	1	0	1/1	3	4	1	1	0.875
MAR (3 yrs)	0.413	78/78	247	54	102	16	1	22	78	186	0.753	30	10	23	5	0.490	3	0	0/1	14	15	4	0	



20 - Sr. - Camryn Michallas - INF		Huntington, West Virginia
Career Highs(Div. I) ** at Akron At-Bats: 4 at Coastal Carolina 2/19/22 Runs: 2 (2x) last vs. Purdue Fort Wayne 3/4/22 Hits: 2 (2x) last vs. Purdue Fort Wayne 3/3/22 RBI: 2 (4x) last at Coastal Carolina 2/19/22 Doubles: 1 (2x) last at Campbell 2/26/22 Triples: HRs: Walks: 1 (7x) last at Charlotte 5/9/21 SB: 1 (3x) last vs. UMES 3/4/22 HBP: 1 vs. Purdue Fort Wayne 3/4/22 Putouts: 4 vs. Mercer 2/23/19** Assists: 5 vs. Western Michigan 3/29/19**		Season Highs At-Bats: 4 at Coastal Carolina 2/19 Runs: 2 vs. Purdue Fort Wayne 3/4 Hits: 2 vs. Purdue Fort Wayne 3/3 RBI: 2 (2x) last at Coastal Carolina 2/19 Doubles: 1 at Campbell 2/26 Triples: Home Runs: Walks: SB: 1 vs. UMES 3/4 HBP: 1 vs. Purdue Fort Wayne 3/4 Putouts: 3 (2x) last vs. Howard 2/26 Assists: 4 at Coastal Carolina 2/18
		Career/Season (Div. I) 2+ Hit Games: 2/1 2+ HR Games: 2+ Runs Games: 2/1 2+ RBI Games: 4/2 2+ BB Games: 1.000 Avg. Games (at least 2-2): 2/1 Hitting Streaks 5+ Games: 1 Hitting Streaks 10+ Games: Career Long Hitting Streak: 6 ('22) Season/Current Hit Streak: 6/6 Career Long On Base Streak: 10 (2022) Season/Current OB Streak: 10/10

Will miss remainder of the 2022 season due to a hand injury suffered March 4 vs. Maryland Eastern Shore.

#20 MICHALLAS, Camryn - 14 games (All games)

Date	Opponent	Pos	AB	R	H	RBI	2B	3B	HR	BB	SB	CS	HBP	SAC	SF	GDP	K	PO	A	E	Avg
Feb 11	vs Villanova	*3b	2	0	1	0	0	0	0	0	0	0	0	0	0	0	0	0	2	0	.500
Feb 12	vs Villanova	*ss	1	0	0	0	0	0	0	0	0	0	0	0	0	0	1	1	0	0	.333
Feb 12	vs Saint Joseph's	*ss	2	0	0	0	0	0	0	0	0	0	0	0	0	0	0	3	3	0	.200
Feb 18	vs South Carolina	*3b	3	0	1	2	0	0	0	0	0	0	0	0	0	0	0	0	1	2	.250
Feb 18	at Coastal Carolina	*3b	3	0	1	0	0	0	0	0	0	0	0	0	0	1	0	0	4	0	.273
2/19/22	vs South Carolina	*3b	0	0	0	0	0	0	0	0	0	0	0	0	0	0	0	0	0	1	.273
Feb 19	at Coastal Carolina	*ss	4	1	1	2	0	0	0	0	0	0	0	0	0	0	0	3	0	0	.267
Feb 20	vs Fordham	*ss	2	1	0	0	0	0	0	0	0	0	0	0	0	0	0	1	1	0	.235
Feb 25	vs Kent State	ph/ss	2	0	1	0	0	0	0	0	0	0	0	0	0	0	1	0	0	0	.263
Feb 25	vs Howard	*ss	3	1	1	1	0	0	0	0	0	0	0	0	0	0	1	3	1	0	.273
Feb 26	at Campbell	*ss	3	1	1	0	1	0	0	0	0	0	0	0	0	0	1	1	2	0	.280
Mar 03	PURDUE FORT WAYN	*ss	2	1	2	0	0	0	0	0	0	0	0	0	0	0	0	0	1	1	.333
Mar 04	PURDUE FORT WAYN	*ss	2	2	1	0	0	0	0	0	0	0	1	0	0	0	0	0	1	0	.345
Mar 04	MD EASTERN SHORE	*ss	1	0	1	0	0	0	0	0	1	0	0	0	0	0	0	1	0	0	.367
Totals		13gs	30	7	11	5	1	0	0	0	1	0	1	0	0	1	4	10	19	4	.367

On base pct. .387 • Slugging pct. .400

Camryn Michallas Collegiate Career Stats

	Avg.	GP/GS	AB	R	H	2B	3B	HR	RBI	TB	SLG%	BB	HBP	SO	GDP	OB%	SF	SH	SB/ATT	PO	A	E	DP	FLD%
2019 Akron	0.105	34/32	57	5	6	0	0	0	5	6	0.105	6	0	7	0	0.188	1	2	2/4	45	45	15	1	0.857
2020 GCSC*	0.329	26/26	70	18	23	6	0	1	11	32	0.457	10	0	12	1	0.412	0	3	1/1	32	46	8	6	0.907
2021 MAR	0.115	17/9	26	5	3	1	0	0	5	4	0.154	1	0	3	0	0.148	0	2	0/0	9	22	1	0	0.969
2022 MAR	0.367	14/13	30	7	11	1	0	0	5	12	0.400	0	1	4	1	0.387	0	0	1/1	10	19	4	2	0.879
DIV. I Totals	0.177	65/54	113	17	20	2	0	0	15	22	0.195	7	1	14	1	0.230	1	4	3/5	64	86	20	3	0.882
MAR (2 yrs)	0.25	31/22	56	12	14	2	0	0	10	16	0.286	1	1	7	1	0.276	0	2	1/1	19	41	5	2	0.923

* GCSC - Gulf Coast State College JUCO



21 - RS-Jr. - Sydney Nester - Pitcher | Hillsville, Va.

Career Highs ** - at NC State

IP: 9.0 vs. Duke 4/20/19**
Ks: 15 (2x) last vs. Fairfield 3/13/22
2+ Strikeout Games: 77 | 19 at MU
5+ Strikeout Games: 51 | 16 at MU
10+ Strikeout Games: 12 | 8 at MU
3+ Innings Pitched Games: 74 | 18 at MU
5+ Innings Pitched Games: 52 | 17 at MU
*1st career win vs. Illinois State 2/8/19***
*1st career save vs. UNCW 3/27/19***
1st Marshall win vs. Saint Joseph's 2/11/22

Season Highs

IP: 7.0 (6x) last vs. MTSU 3/25
Ks: 15 vs. Fairfield 3/13
2+ Strikeout Games: 19
5+ Strikeout Games: 16
10+ Strikeout Games: 8
3+ Innings Pitched Games: 18
5+ Innings Pitched Games: 17
1st win of year vs. Saint Joseph's 2/11
1st save of year at Coastal Car. 2/19

Streaks:

1 Strikeout Career: 16 (2/20/22-Present)
Current: 16
2+ Strikeouts Career: 14 (2/20/22-3/25/22)
Current: 1
5+ Strikeouts Career: 6 (3/2/19-3/15/19)
Current: 1
10+ Strikeouts Career: 2 3x in 2022
Current: 0
3+ IP Career: 9 (2/21/20-3/8/20)
Current: 1
5+ IP Career: 5 (3/13/22-3/25/22)
Current: 1

#21 NESTER, Sydney - 14 games (All games)

Date	Opponent	Pos	AB	R	H	RBI	2B	3B	HR	BB	SB	CS	HBP	SAC	SF	GDP	K	PO	A	E	Avg
Feb 11	vs Saint Joseph's	*p	0	0	0	0	0	0	0	0	0	0	0	0	0	0	0	0	1	0	.000
Feb 12	vs Saint Joseph's	*p	0	0	0	0	0	0	0	0	0	0	0	0	0	0	0	0	2	0	.000
Feb 18	at Coastal Carolina	*p	0	0	0	0	0	0	0	0	0	0	0	0	0	0	0	0	1	0	.000
2/19/22	vs South Carolina	*p	0	0	0	0	0	0	0	0	0	0	0	0	0	0	0	1	1	1	.000
Feb 20	vs Fordham	*p	0	0	0	0	0	0	0	0	0	0	0	0	0	0	0	0	2	0	.000
Feb 25	vs Kent State	*p	0	0	0	0	0	0	0	0	0	0	0	0	0	0	0	0	1	0	.000
Feb 26	vs Howard	*p	0	0	0	0	0	0	0	0	0	0	0	0	0	0	0	0	1	0	.000
Mar 04	MD EASTERN SHORE	*p	0	0	0	0	0	0	0	0	0	0	0	0	0	0	0	0	1	0	.000
Mar 05	WINTHROP	*p	0	0	0	0	0	0	0	0	0	0	0	0	0	0	0	0	1	0	.000
Mar 11	FAIRFIELD	*p	0	0	0	0	0	0	0	0	0	0	0	0	0	0	0	1	0	0	.000
Mar 19	at UAB	*p	0	0	0	0	0	0	0	0	0	0	0	0	0	0	0	0	3	0	.000
Mar 20	at UAB	*p	0	0	0	0	0	0	0	0	0	0	0	0	0	0	0	0	2	1	.000
Mar 25	MIDDLE TENNESSEE	*p	0	0	0	0	0	0	0	0	0	0	0	0	0	0	0	0	1	0	.000
Mar 27	MIDDLE TENNESSEE	*p	0	0	0	0	0	0	0	0	0	0	0	0	0	0	0	0	2	0	.000
Totals		12gs	0	0	0	0	0	0	0	0	0	0	0	0	0	0	0	2	19	2	.000

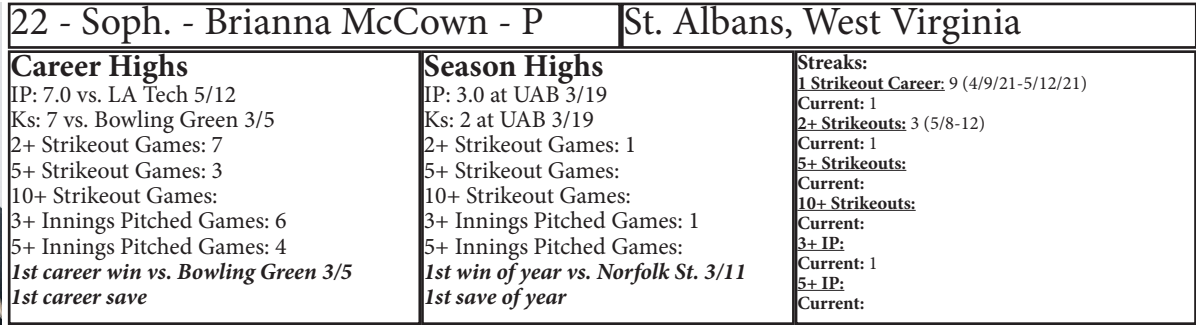
On base pct. .000 • Slugging pct. .000

#21 NESTER, Sydney - 22 appearances (All games)

Date	Opponent	GS	IP	H	R	ER	BB	SO	2B	3B	HR	WP	BK	HBP	IBB	Score	W-L	Sv	ERA	NP
Feb 11	vs Saint Joseph's	*	6.0	2	0	0	0	13	1	0	0	0	0	0	0	8-0	1-0	0	0.00	81
Feb 12	vs Villanova	*	5.0	3	0	0	0	11	0	0	0	0	0	1	0	8-0	2-0	0	0.00	79
Feb 12	vs Saint Joseph's	*	3.0	1	0	0	1	1	0	0	0	0	0	0	0	6-4	3-0	0	0.00	50
Feb 18	at Coastal Carolina	*	6.0	7	4	1	1	8	2	0	0	1	0	0	0	3-4	3-1	0	0.35	100
2/19/22	vs South Carolina	*	6.1	7	7	6	3	9	2	0	1	1	0	1	0	3-7	3-2	0	1.86	130
Feb 19	at Coastal Carolina	*	0.1	0	0	0	0	0	0	0	0	0	0	0	0	9-7	3-2	1	1.84	5
Feb 20	vs Fordham	*	5.0	4	0	0	2	10	0	0	0	1	0	0	0	8-0	4-2	1	1.55	91
Feb 25	vs Kent State	*	7.0	2	1	1	3	12	0	0	0	0	0	0	0	0-1	4-3	1	1.45	114
Feb 26	vs Howard	*	2.0	0	0	0	0	4	0	0	0	0	0	0	0	9-2	4-3	1	1.38	18
Feb 26	at Campbell	*	7.0	6	3	1	2	13	0	0	0	1	0	0	0	6-3	5-3	1	1.32	126
Mar 03	PURDUE FORT WAYN	*	5.0	0	0	0	1	11	0	0	0	0	0	0	0	11-0	6-3	1	1.20	72
Mar 04	MD EASTERN SHORE	*	7.0	3	0	0	0	9	0	0	0	0	0	0	0	4-0	7-3	1	1.06	87
Mar 05	WINTHROP	*	7.0	2	0	0	1	11	1	0	0	0	0	0	0	6-0	8-3	1	0.95	93
Mar 11	FAIRFIELD	*	6.0	1	0	0	1	6	0	0	0	0	0	0	0	8-0	9-3	1	0.87	71
Mar 11	NORFOLK STATE	*	2.0	1	0	0	0	3	0	0	0	0	0	0	0	7-6	9-3	2	0.84	25
Mar 13	FAIRFIELD	*	7.0	4	4	3	2	15	1	0	1	1	0	1	0	8-4	10-3	2	1.03	110
3/16/2022	at Ohio	*	6.0	10	5	5	4	8	2	1	2	0	0	0	0	7-8	10-3	2	1.36	145
Mar 19	at UAB	*	6.0	2	1	1	0	7	0	0	0	0	0	1	0	0-1	10-4	2	1.35	80
Mar 20	at UAB	*	6.1	11	8	5	1	3	3	1	0	0	0	1	0	7-8	10-5	2	1.61	128
Mar 25	MIDDLE TENNESSEE	*	7.0	3	1	1	3	8	1	0	0	0	0	0	0	4-1	11-5	2	1.57	114
Mar 26	MIDDLE TENNESSEE	*	2.0	0	0	0	0	1	0	0	0	0	0	0	0	9-1	11-5	2	1.54	20
Mar 27	MIDDLE TENNESSEE	*	6.0	3	1	1	2	9	0	0	1	1	0	0	0	9-1	12-5	2	1.52	90
Totals		17	115.0	72	35	25	27	172	13	2	5	6	0	5	0	140-58	12-5	2	1.52	-

Sydney Nester Collegiate Career Stats

	ERA	W-L	APP	GS	CG	SHO	SV	IP	H	R	ER	BB	SO	2B	3B	HR	BF	BAvg.	WP	HBP	BK	SFA	SHA	PO	A	E	DP	FLD%
2019 NCST	3.37	14-8	37	20	11	3/0	1	149.2	138	88	72	84	153	16	2	17	690	0.241	24	22	0	6	6	3	18	1	4	0.955
2020 NCST	3.24	10-4	17	12	7	0	1	86.1	65	44	40	32	89	10	1	16	372	0.201	5	9	0	2	5	2	10	3	1	0.800
2021 NCST	3.87	7-10	29	14	6	2	0	105.0	94	73	58	72	102	11	3	12	510	0.227	16	19	0	1	4	0	16	3	0	0.842
2022 MAR	1.52	12-5	22	17	15	7/0	2	115.0	72	35	25	27	172	13	2	5	457	0.171	6	5	0	2	3	2	19	2	0	0.913
Totals	2.99	43-27	105	63	39	12/0	4	456.0	363	240	195	215	516	50	8	50	2029	0.21	51	55	0	11	18	7	63	9	5	0.886
NCST (3 yrs)	3.49	31-22	83	46	24	5/0	2	341.0	297	205	170	188	344	37	6	45	1572	0.227	45	50	0	9	15	5	44	7	5	0.875
MAR (1 yr)	1.52	12-5	22	17	15	7/0	2	115.0	72	35	25	27	172	13	2	5	457	0.171	6	5	0	2	3	2	19	2	0	0.913



Date	Opponent	Pos	AB	R	H	RBI	2B	3B	HR	BB	SB	CS	HBP	SAC	SF	GDP	K	PO	A	E	Avg
Mar 19	at UAB	*p	0	0	0	0	0	0	0	0	0	0	0	0	0	0	0	1	1	0	.000
Totals		1gs	0	0	0	0	0	0	0	0	0	0	0	0	0	0	0	1	1	0	.000

Date	Opponent	GS	IP	H	R	ER	BB	SO	2B	3B	HR	WP	BK	HBP	IBB	Score	W-L	Sv	ERA	NP
Mar 11	NORFOLK STATE		1.0	0	0	0	0	1	0	0	0	0	0	0	0	7-6	1-0	0	0.00	10
3/16/2022	at Ohio		0.1	0	2	0	2	0	0	0	0	0	0	0	0	7-8	1-1	0	0.00	13
Mar 19	at UAB	*	3.0	6	4	4	0	2	1	0	0	0	0	1	0	2-5	1-2	0	6.46	47
Totals		1	4.1	6	6	4	2	3	1	0	0	0	0	1	0	16-19	1-2	0	6.46	-

@HerdSB 47 #BrickByBrick



23 - Senior - Mya Stevenson - OF

Mesquite, Texas

Career Highs

At-Bats: 5 (2x) last at Ohio 3/16/22
Runs: 3 (2x) last at Chattanooga 3/21/21
Hits: 4 at Charlotte 3/16/19
RBI: 7 (2x) last vs. Rutgers 3/8/20
Doubles: 2 (5x) last vs. Fordham 2/20/22
Triples: 1 (3x) last vs. Rhode Island 2/23/20
HRs: 2 (5x) last at UAB 3/20/22
Walks: 3 (3x) last vs. Saint Francis 2/7/20
SB: 1 (14x) last vs. MTSU 3/25/22
HBP: 1 (12x) last vs. MTSU 3/27/22
Putouts: 4 vs. South Carolina 2/18/22
Assists: 1 (6x) last at UAB 3/19/22

Season Highs

At-Bats: 5 at Ohio 3/16
Runs: 2 (4x) last at UAB 3/20
Hits: 3 vs. Fairfield 3/13
RBI: 5 at UAB 3/20
Doubles: 2 (2x) last vs. Fordham 2/20
Triples:
HRs: 2 at UAB 3/20
Walks: 2 vs. Howard 2/26
SB: 1 (6x) last vs. MTSU 3/25
HBP: 1 (2x) last vs. MTSU 3/27
Putouts: 4 vs. South Carolina 2/18
Assists: 1 at UAB 3/19

Career/Season

2+ Hit Games: 43/10
2+ HR Games: 5/1
2+ Runs Games: 28/4
2+ RBI Games: 37/9
2+ BB Games: 10/1
1,000 Avg. Games (at least 2-2): 9/3
Hitting Streaks 5+ Games: 6/1
Hitting Streaks 10+ Games: 1/
Career Long Hitting Streak: 10 ('19&'21)
Season/Current Hit Streak: 7/0
Career Long OB Streak: 22 ('19 & '20)
Season/Current OB Streak: 15/15

#23 STEVENSON, Mya - 28 games (All games)

Date	Opponent	Pos	AB	R	H	RBI	2B	3B	HR	BB	SB	CS	HBP	SAC	SF	GDP	K	PO	A	E	Avg
Feb 11	vs Saint Joseph's	*of	3	1	1	1	0	0	1	0	0	0	0	0	0	0	0	0	0	0	.333
Feb 11	vs Villanova	*of	2	0	0	0	0	0	0	0	0	0	0	0	0	0	0	2	0	0	.200
Feb 12	vs Villanova	*of	2	2	1	3	0	0	1	0	0	0	0	0	0	0	0	0	0	0	.286
Feb 12	vs Saint Joseph's	*of	3	1	2	1	2	0	0	0	0	0	0	0	0	0	0	1	0	0	.400
Feb 18	vs South Carolina	*of	4	0	0	0	0	0	0	0	0	0	0	0	0	0	0	4	0	0	.286
Feb 18	at Coastal Carolina	*of	3	0	0	0	0	0	0	0	0	0	0	0	0	0	1	0	0	0	.235
2/19/22	vs South Carolina	*of	2	0	1	0	0	0	0	1	0	0	0	0	0	0	0	0	0	0	.263
Feb 19	at Coastal Carolina	*of	3	1	1	1	0	0	1	1	0	0	0	0	0	0	2	0	0	0	.273
Feb 20	vs Fordham	*of	2	1	2	1	2	0	0	1	0	0	0	0	0	0	0	0	0	0	.333
Feb 25	vs Kent State	*of	4	0	0	0	0	0	0	0	0	0	0	0	0	0	3	0	0	0	.286
Feb 25	vs Howard	*of	2	1	2	2	1	0	0	1	0	0	0	0	0	0	0	0	0	0	.333
Feb 26	vs Howard	*of	3	1	0	0	0	0	0	2	1	0	0	0	0	0	1	0	0	0	.303
Feb 26	at Campbell	*of	2	0	0	0	0	0	0	0	0	0	0	0	0	0	1	0	0	0	.286
Mar 03	PURDUE FORT WAYN	*of	3	0	1	0	0	0	0	0	0	0	0	0	0	0	0	0	0	0	.289
Mar 04	PURDUE FORT WAYN	*of	3	1	2	0	1	0	0	0	0	0	0	0	0	0	0	0	0	0	.317
Mar 04	MD EASTERN SHORE	*of	3	2	2	0	1	0	0	0	0	0	0	0	0	0	1	0	0	0	.341
Mar 05	WINTHROP	*of	2	1	0	1	0	0	0	0	1	0	0	0	1	0	1	0	0	0	.326
Mar 05	MD EASTERN SHORE	*of	2	2	2	4	1	0	1	1	0	0	0	0	1	0	0	0	0	0	.354
Mar 11	FAIRFIELD	*of	3	1	2	2	0	0	1	0	0	0	0	0	0	0	0	1	0	0	.373
Mar 11	NORFOLK STATE	*of	3	0	0	0	0	0	0	1	1	0	0	0	0	0	0	0	0	0	.352
Mar 13	FAIRFIELD	*of	4	1	3	2	1	0	0	0	1	0	0	0	0	0	0	0	0	0	.379
3/16/2022	at Ohio	*	5	1	2	2	0	0	1	0	0	0	0	0	0	0	1	1	0	0	.381
Mar 19	at UAB	*of	3	0	1	0	0	0	0	0	1	0	0	0	0	0	2	1	1	0	.379
Mar 19	at UAB	*of	2	1	1	1	0	0	1	1	0	0	0	0	0	0	0	2	0	0	.382
Mar 20	at UAB	*of	4	2	2	5	0	0	2	0	0	0	0	0	0	0	0	2	0	0	.389
Mar 25	MIDDLE TENNESSEE	*of	2	1	1	2	0	0	1	0	1	0	1	0	0	0	1	1	0	0	.392
Mar 26	MIDDLE TENNESSEE	*of	3	1	1	3	0	0	1	1	0	0	0	0	0	0	1	1	0	0	.390
Mar 27	MIDDLE TENNESSEE	*of	3	1	0	0	0	0	0	0	0	0	1	0	0	0	0	0	0	0	.375
Totals		28gs	80	23	30	31	9	0	11	10	6	0	2	0	2	0	15	16	1	0	.375

On base pct. .447 • Slugging pct. .900

Mya Stevenson Career Stats

Year	avg	gp-gs	ab	r	h	2b	3b	hr	rbi	tb	slg%	bb	hbp	so	gdp	ob%	sf	sh	sb-att	po	a	e	fld%
2019	.329	61-59	170	42	56	10	2	20	58	130	.765	22	3	45	0	.411	2	0	4-5	18	2	3	.870
2020	.385	25-25	78	23	30	3	1	12	36	71	.910	13	3	11	1	.489	0	0	1-3	10	2	1	.923
2021	.293	33-32	99	27	29	8	0	8	20	61	.616	13	4	18	0	.397	0	0	3-3	25	1	1	.963
2022	.375	28-28	80	23	30	9	0	11	31	72	.900	10	2	15	0	.447	2	0	6-6	16	1	0	1.000
TOTAL	.340	147-144	427	115	145	30	3	51	145	334	.782	58	12	89	1	.429	4	0	14-17	69	6	5	.938



28 - Soph. - Kay Kay Kenney - OF			Highland Village, Texas
Career Highs	Season Highs	Career/Season	
At-Bats: 4 (2x) last at UAB 3/20/22	At-Bats: 4 (2x) last at UAB 3/20/22	2+ Hit Games: 1/1	
Runs: 2 vs. Bellarmine 3/28/21	Runs: 1 (6x) last at Ohio 3/16	2+ Runs Games: 1/	
Hits: 2 vs. South Carolina 2/19/22	Hits: 2 vs. South Carolina 2/19	2+ RBI Games: 3/2	
RBI: 3 (2x) last vs. UMES 3/5/22	RBI: 3 (2x) last vs. UMES 3/5	2+ BB Games: 3/	
Doubles: 1 (2x) last at UAB 3/19/22	Doubles: 1 at Coastal Carolina 2/19	1,000 Avg. Games (at least 2-2): 1/1	
Triples: 1 vs. UMES 3/5/22	Triples: 1 vs. UMES 3/5	Hitting Streaks 5+ Games:	
HRs: 1 (2x) last vs. South Carolina 2/19/22	HRs: 1 vs. South Carolina 2/19	Hitting Streaks 10+ Games:	
Walks: 2 (3x) last at Charlotte 5/8/21	Walks: 1 (2x) last vs. Purdue Fort Wayne 3/4	Career Long Hitting Streak:	
SB: 1 (2x) last vs. Saint Joseph's 2/11/22	SB: 1 vs. Saint Joseph's 2/11	Season/Current Hit Streak: 2/1	
Putouts: 1 (12x) last at UAB 3/19/22	Putouts: 1 (9x) last at UAB 3/19	Career Long OB Streak: 4 (*22)	
Assists:	Assists:	Season/Current OB Streak: 4/4	

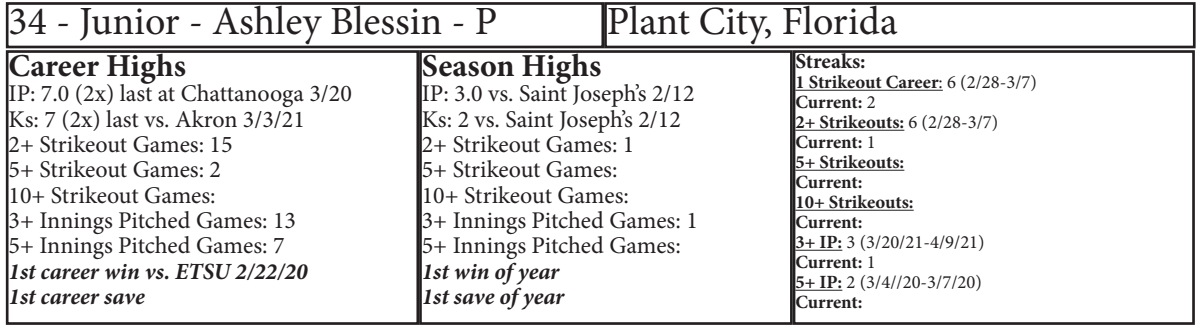
#28 KENNEY, Kay Kay - 19 games (All games)

Date	Opponent	Pos	AB	R	H	RBI	2B	3B	HR	BB	SB	CS	HBP	SAC	SF	GDP	K	PO	A	E	Avg
Feb 11	vs Saint Joseph's	*of	2	1	1	0	0	0	0	0	1	0	0	0	0	0	1	0	0	0	.500
Feb 11	vs Villanova	*of	1	0	0	0	0	0	0	0	0	0	0	0	0	0	1	0	0	0	.333
Feb 12	vs Saint Joseph's	ph	1	0	0	0	0	0	0	0	0	0	0	0	0	0	1	0	0	0	.250
Feb 18	vs South Carolina	pr	0	0	0	0	0	0	0	0	0	0	0	0	0	0	0	0	0	0	.250
2/19/22	vs South Carolina	of	2	1	2	3	0	0	1	0	0	0	1	0	0	0	0	1	0	0	.500
Feb 19	at Coastal Carolina	*of	4	1	1	1	1	0	0	0	0	0	0	0	0	1	1	1	0	0	.400
Feb 20	vs Fordham	*of	2	1	0	0	0	0	0	1	0	0	0	0	0	0	0	0	0	0	.333
Feb 25	vs Kent State	*of	2	0	0	0	0	0	0	0	0	0	1	0	0	0	1	1	0	0	.286
Feb 26	vs Howard	*of	2	0	0	0	0	0	0	0	0	0	0	0	0	0	1	1	0	0	.250
Feb 26	at Campbell	of/of	2	0	1	0	0	0	0	0	0	0	0	0	0	0	0	1	0	0	.278
Mar 03	PURDUE FORT WAYN	of	0	0	0	0	0	0	0	0	0	0	0	0	0	0	0	0	0	0	.278
Mar 04	PURDUE FORT WAYN	of	0	0	0	0	0	0	0	1	0	0	0	0	0	0	0	0	0	0	.278
Mar 05	MD EASTERN SHORE	ph/of	2	1	1	3	0	1	0	0	0	0	0	0	0	0	1	0	0	0	.300
Mar 11	NORFOLK STATE	of	1	0	0	0	0	0	0	0	0	0	0	0	0	0	0	0	0	0	.286
Mar 13	FAIRFIELD	ph/of	2	0	0	0	0	0	0	0	0	0	0	0	0	0	0	1	0	0	.261
3/16/2022	at Ohio		3	1	1	0	0	0	0	0	0	0	0	0	0	0	0	1	0	0	.269
Mar 19	at UAB	*of	3	0	1	0	1	0	0	0	0	0	0	0	0	0	0	1	0	1	.276
Mar 19	at UAB	*of	2	0	0	0	0	0	0	0	0	0	1	0	0	0	0	1	0	0	.258
Mar 20	at UAB	*of	4	0	1	0	0	0	0	0	0	0	0	0	0	0	2	0	0	0	.257
Totals		9gs	35	6	9	7	2	1	1	2	1	0	3	0	0	1	9	9	0	1	.257

On base pct. .350 • Slugging pct. .457

Kay Kay Kenney Career Stats

Year	avg	gp-gs	ab	r	h	2b	3b	hr	rbi	tb	slg%	bb	hbp	so	gdp	ob%	sf	sh	sb-att	po	a	e	fld%
2021	.200	20-5	15	6	3	0	0	1	4	6	.400	6	0	6	1	.409	1	0	1-2	3	0	0	1.000
2022	.257	19-9	35	6	9	2	1	1	7	16	.457	2	3	9	1	.350	0	0	1-1	9	0	1	.900
TOTAL	.240	39-14	50	12	12	2	1	2	11	22	.440	8	3	15	2	.371	1	0	2-3	12	0	1	.923

[illegible]

Date	Opponent	GS	IP	H	R	ER	BB	SO	2B	3B	HR	WP	BK	HBP	IBB	Score	W-L	Sv	ERA	NP
Feb 11	vs Villanova		2.0	2	2	2	1	0	0	0	0	0	0	3	0	1-9	0-0	0	7.00	19
Feb 12	vs Saint Joseph's		3.0	2	1	1	2	2	0	0	0	0	0	0	0	6-4	0-0	0	4.20	46
Feb 18	vs South Carolina	*	1.1	5	4	4	0	1	1	0	1	0	0	1	0	5-7	0-0	0	7.74	40
Totals		1	6.1	9	7	7	3	3	1	0	1	0	0	4	0	12-20	0-0	0	7.74	-

Year	era	w-l	app	qs	cq	sho	sv	ip	h	r	er	bb	so	2b	3b	hr	bf	bavg	wp	hbp	bk	sfa	sha
2020	3.45	7-0	16	10	3	2/0	0	46.2	46	29	23	21	34	6	4	1	211	.251	2	5	0	0	1
2021	4.12	3-3	11	7	2	0/0	0	35.2	47	26	21	11	18	11	1	3	170	.313	0	4	0	1	4
2022	7.74	0-0	3	1	0	0/0	0	6.1	9	7	7	3	3	1	0	1	34	.333	0	4	0	0	0
TOTAL	4.03	10-3	30	18	5	2/0	0	88.2	102	62	51	35	55	18	5	5	415	.283	2	13	0	1	5



43 - 5th Yr. - Aly Harrell - INF		Gahanna, Ohio	
Career Highs		Season Highs	
At-Bats: 5 (2x) last vs. LA Tech 5/12/21		At-Bats: 4 (6x) last at UAB 3/20	
Runs: 3 (2x) last at Charlotte 5/7/21		Runs: 2 (8x) last vs. MTSU 3/26	
Hits: 4 (2x) last vs. Florida Atlantic 4/17/21		Hits: 3 (3x) last at UAB 3/20	
RBI: 4 (6x) last vs. Florida Atlantic 4/17/21		RBI: 3 (3x) last vs. Fairfield 3/11	
Doubles: 2 (3x) last vs. Florida Atlantic 4/17/21		Doubles: 1 (9x) last vs. MTSU 3/27	
Triples:		Triples:	
HRs: 2 vs. Presbyterian 2/16/19		HRs: 1 (4x) last vs. MTSU 3/25	
Walks: 4 vs. WKU 4/7/19		Walks: 3 (4x) last vs. MTSU 3/27	
SB: 1 (3x) last vs. Winthrop 3/5/22		SB: 1 vs. Winthrop 3/5	
HBP: 3 at No. 20 JMU 3/27/19		HBP: 2 at Ohio 3/16	
Putouts: 14 at UTSA 4/7/18		Putouts: 10 (3x) last vs. Howard 2/26	
Assists: 2 (3x) last vs. ETSU 2/21/20		Assists:	
Career/Season			
2+ Hit Games: 54/13			
2+ HR Games: 1/ Grand Slams: 2/			
2+ Runs Games: 25/8			
2+ RBI Games: 40/6			
2+ BB Games: 40/5 2+ HBP Games: 8/1			
1,000 Avg. Games (at least 2-2): 11/3			
Hitting Streaks 5+ Games: 7/2			
Hitting Streaks 10+ Games:			
Career Long Hitting Streak: 10 ('22)			
Season/Current Hit Streak: 10/1			
Career Long OB Streak: 24 ('19)			
Season/Current OB Streak: 13/12			

#43 HARRELL, Aly - 28 games (All games)

Date	Opponent	Pos	AB	R	H	RBI	2B	3B	HR	BB	SB	CS	HBP	SAC	SF	GDP	K	PO	A	E	Avg
Feb 11	vs Saint Joseph's	*1b	3	1	1	1	0	0	1	0	0	0	0	0	0	0	0	6	0	0	.333
Feb 11	vs Villanova	*1b	2	0	0	0	0	0	0	0	0	0	0	0	0	0	1	5	0	0	.200
Feb 12	vs Villanova	*1b	2	1	2	1	1	0	0	0	0	0	1	0	0	0	0	2	0	0	.429
Feb 12	vs Saint Joseph's	*1b	4	0	1	1	0	0	0	0	0	0	0	0	0	0	0	10	0	0	.364
Feb 18	vs South Carolina	*1b	2	0	1	0	0	0	0	2	0	0	0	0	0	0	0	5	0	0	.385
Feb 18	at Coastal Carolina	*1b	3	2	2	1	0	0	1	1	0	0	0	0	0	0	0	9	0	0	.438
2/19/22	vs South Carolina	*1b	4	1	2	0	0	0	0	0	0	0	0	0	0	0	0	10	0	0	.450
Feb 19	at Coastal Carolina	*1b	3	0	1	1	0	0	0	0	0	0	1	0	0	0	0	9	0	0	.435
Feb 20	vs Fordham	*1b	2	0	1	0	1	0	0	1	0	0	1	0	0	0	0	2	0	0	.440
Feb 25	vs Kent State	*1b	1	0	0	0	0	0	0	3	0	0	0	0	0	0	0	5	0	0	.423
Feb 25	vs Howard	*1b	4	1	1	0	0	0	0	0	0	0	0	0	0	0	1	5	0	0	.400
Feb 26	vs Howard	*1b	1	2	0	0	0	0	0	3	0	0	1	0	0	0	0	10	0	0	.387
Feb 26	at Campbell	*1b	3	1	2	2	0	0	0	1	0	0	0	0	0	0	0	8	0	0	.412
Mar 03	PURDUE FORT WAYN	*1b	3	2	2	0	1	0	0	0	0	0	0	0	0	0	0	3	0	0	.432
Mar 04	PURDUE FORT WAYN	*1b	3	0	2	3	0	0	0	1	0	0	0	0	0	0	0	5	0	0	.450
Mar 04	MD EASTERN SHORE	*1b	3	0	0	0	0	0	0	0	0	0	0	0	0	0	0	8	0	0	.419
Mar 05	WINTHROP	*1b	2	2	1	0	0	0	0	2	1	0	0	0	0	0	0	9	0	0	.422
Mar 05	MD EASTERN SHORE	*1b	3	2	3	3	1	0	0	0	0	0	1	0	0	0	0	3	0	0	.458
Mar 11	FAIRFIELD	*1b	4	1	2	3	1	0	1	0	0	0	0	0	0	0	0	7	0	0	.462
Mar 11	NORFOLK STATE	*1b	4	2	3	1	1	0	0	0	0	0	0	0	0	0	0	8	0	0	.482
Mar 13	FAIRFIELD	*1b	3	1	1	0	0	0	0	1	0	0	0	0	0	0	0	3	0	0	.475
3/16/2022	at Ohio	*	3	0	2	2	0	0	0	0	0	0	2	0	0	0	0	5	0	0	.484
Mar 19	at UAB	*1b	3	0	1	0	0	0	0	0	0	0	0	0	0	0	0	8	0	0	.477
Mar 19	at UAB	*1b	3	0	3	0	1	0	0	1	0	0	0	0	0	0	0	5	0	0	.500
Mar 20	at UAB	*1b	4	1	2	1	1	0	0	0	0	0	0	0	0	0	0	8	0	0	.500
Mar 25	MIDDLE TENNESSEE	*1b	3	2	2	1	0	0	1	0	0	0	0	0	0	0	1	9	0	0	.507
Mar 26	MIDDLE TENNESSEE	*1b	1	2	0	0	0	0	0	3	0	0	0	0	0	0	0	6	0	0	.500
Mar 27	MIDDLE TENNESSEE	*1b	1	1	1	2	1	0	0	3	0	0	0	0	0	0	0	8	0	0	.506
Totals		28gs	77	25	39	23	9	0	4	22	1	0	7	0	0	0	3	181	0	0	.506

On base pct. .642 • Slugging pct. .779

Aly Harrell Career Stats

Year	avg	gp-gs	ab	r	h	2b	3b	hr	rbi	tb	slg%	bb	hbp	so	gdp	ob%	sf	sh	sb-att	po	a	e	fld%
2018	.350	48-43	120	18	42	10	0	11	41	85	.708	23	7	9	2	.480	0	2	1-1	136	6	2	.986
2019	.338	64-64	145	35	49	10	0	14	40	101	.697	68	17	13	2	.578	2	0	0-1	459	11	7	.985
2020	.441	25-25	68	22	30	8	0	5	23	53	.779	23	6	3	0	.602	1	0	0-0	142	8	2	.987
2021	.415	30-30	94	25	39	8	0	10	29	77	.819	17	5	3	1	.526	0	0	1-1	186	11	3	.985
2022	.506	28-28	77	25	39	9	0	4	23	60	.779	22	7	3	0	.642	0	0	1-1	181	0	0	1.000
TOTAL	.395	195-190	504	125	199	45	0	44	156	376	.746	153	42	31	5	.561	3	2	3-4	1104	36	14	.988



44 - 5th Yr. - Katie Adams - C

Hurricane, West Virginia

Career Highs

At-Bats: 5 (2x) last at MTSU 4/9/21
Runs: 3 vs. Howard 2/25/22
Hits: 3 (3x) last vs. Akron 3/3/21
RBI: 5 vs. Howard 2/29/20
Doubles: 2 (4x) last vs. MTSU 3/27/22
Triples:
HRs: 1 (11x) last vs. MTSU 3/26/22
Walks: 3 at Chattanooga 3/20/21
SB: 1 (3x) last vs. Akron 3/3/21
Putouts: 12 (2x) last vs. Kent State 2/25/22
Assists: 4 at Campbell 2/26/22

Season Highs

At-Bats: 4 (3x) last at UAB 3/20
Runs: 3 vs. Howard 2/25
Hits: 2 (4x) last vs. MTSU 3/27
RBI: 4 vs. Fordham 2/20
Doubles: 2 vs. MTSU 3/27
Triples:
HRs: 1 (4x) last vs. MTSU 3/26
Walks: 2 (2x) last at Ohio 3/16
SB:
Putouts: 12 (2x) last vs. Kent State 2/25
Assists: 4 at Campbell 2/26

Career/Season

2+ Hit Games: 24/4
2+ HR Games:
2+ Runs Games: 5/2
2+ RBI Games: 18/4
2+ BB Games: 6/2
1,000 Avg. Games (at least 2-2): 5/
Hitting Streaks 5+ Games: 2/
Hitting Streaks 10+ Games: 1
Career Long Hitting Streak: 10 (*20)
Season/Current Hit Streak: 2/2
Career Long OB Streak: 15 (*20)
Season/Current OB Streak: 8/2

#44 ADAMS, Katie - 24 games (All games)

Date	Opponent	Pos	AB	R	H	RBI	2B	3B	HR	BB	SB	CS	HBP	SAC	SF	GDP	K	PO	A	E	Avg
Feb 11	vs Saint Joseph's	*c	3	1	2	1	1	0	1	0	0	0	0	0	0	0	1	12	2	0	.667
Feb 11	vs Villanova	*c/dh	2	0	0	0	0	0	0	0	0	0	0	0	0	0	1	3	1	0	.400
Feb 12	vs Villanova	*c	2	1	1	0	0	0	0	0	0	0	0	0	0	0	0	11	0	0	.429
Feb 12	vs Saint Joseph's	*c	2	1	1	1	1	0	0	1	0	0	0	0	0	0	0	3	0	0	.444
Feb 18	vs South Carolina	*c/dh	4	0	0	0	0	0	0	0	0	0	0	0	0	0	1	1	0	0	.308
Feb 18	at Coastal Carolina	*c	3	0	0	0	0	0	0	0	0	0	0	0	0	0	1	6	1	1	.250
2/19/22	vs South Carolina	*dh/c	3	0	0	0	0	0	0	0	0	0	0	0	0	0	0	5	1	0	.211
Feb 19	at Coastal Carolina	*c	2	1	0	0	0	0	0	0	0	0	1	0	0	0	1	6	0	0	.190
Feb 20	vs Fordham	*c	2	1	1	4	0	0	1	1	0	0	0	0	0	0	0	8	1	0	.217
Feb 25	vs Kent State	*c	2	0	0	0	0	0	0	1	0	0	0	0	0	0	0	12	0	0	.200
Feb 25	vs Howard	*c	3	3	2	1	1	0	0	1	0	0	0	0	0	0	0	3	0	0	.250
Feb 26	vs Howard	*c	2	1	0	1	0	0	0	2	0	0	1	0	0	0	0	6	0	0	.233
Feb 26	at Campbell	*c	4	0	1	2	1	0	0	0	0	0	0	0	0	0	1	9	4	0	.235
Mar 03	PURDUE FORT WAYN	*c	2	1	1	2	0	0	1	0	0	0	0	0	0	0	0	6	0	0	.250
Mar 04	PURDUE FORT WAYN	*c	2	0	0	0	0	0	0	1	0	0	0	0	0	0	0	7	1	0	.237
Mar 05	WINTHROP	*c	3	0	0	0	0	0	0	0	0	0	0	0	0	0	0	10	1	0	.220
Mar 11	FAIRFIELD	*c	3	0	0	0	0	0	0	0	0	0	0	0	0	0	0	6	0	0	.205
3/16/2022	at Ohio	*	1	2	1	1	0	0	0	2	0	0	1	0	0	0	0	8	0	0	.222
Mar 19	at UAB	*c	2	0	1	0	0	0	0	1	0	0	0	0	0	0	1	7	0	0	.234
Mar 19	at UAB	*c	2	0	0	0	0	0	0	1	0	0	0	0	0	0	1	2	1	0	.224
Mar 20	at UAB	*c	4	0	0	0	0	0	0	0	0	0	0	0	0	0	1	3	0	0	.208
Mar 25	MIDDLE TENNESSEE	*c	3	0	0	0	0	0	0	0	0	0	0	0	0	0	0	8	1	0	.196
Mar 26	MIDDLE TENNESSEE	*c	3	1	2	2	0	0	1	0	0	0	0	0	0	0	0	4	0	0	.220
Mar 27	MIDDLE TENNESSEE	*c	3	1	2	0	2	0	0	0	0	0	0	0	0	0	0	9	1	0	.242
Totals		24gs	62	14	15	15	6	0	4	11	0	0	3	0	0	0	9	155	15	1	.242

On base pct. .382 • Slugging pct. .532

Katie Adams Career Stats

Year	avg	gp-gs	ab	r	h	2b	3b	hr	rbi	tb	slg%	bb	hbp	so	gdp	ob%	sf	sh	sb-att	po	a	e	fld%
2018	.214	30-9	42	4	9	2	0	0	3	11	.262	5	0	8	0	.292	1	1	1-1	25	1	0	1.000
2019	.280	44-26	82	6	23	4	0	0	13	27	.329	12	2	8	0	.381	1	0	0-1	20	1	2	.913
2020	.377	21-19	61	8	23	5	0	3	16	37	.607	7	0	9	0	.441	0	0	1-1	69	5	3	.961
2021	.352	31-28	91	12	32	9	0	4	24	53	.582	9	2	4	0	.422	0	0	1-1	80	4	2	.977
2022	.242	24-24	62	14	15	6	0	4	15	33	.532	11	3	9	0	.382	0	0	0-0	155	15	1	.994
TOTAL	.302	150-106	338	44	102	26	0	11	71	161	.476	44	7	38	0	.391	2	1	3-4	349	26	8	.979



48 - Fr. - Bub Feringa - P/UT

Glendale, Ariz.

Season Highs

IP: 5.0 vs. Howard 2/26
Ks: 2 (2x) last vs. Norfolk State 3/11
2+ Strikeout Games: 2
5+ Strikeout Games:
10+ Strikeout Games:
3+ Innings Pitched Games: 2
5+ Innings Pitched Games: 1
1st career win vs. Howard 2/26
1st career save

Season Highs

At-Bats: 4 vs. UMES 3/5
Runs: 1 (6x) last vs. UMES 3/5
Hits: 2 vs. Purdue Fort Wayne 3/4
RBI: 2 (3x) last vs. UMES 3/5
Doubles: 1 (3x) last vs. Fairfield 3/11
Triples:
HRs: 1 at Coastal Carolina 2/19
Walks: 1 at Ohio 3/16
SB:
Putouts: 1 (3x) last vs. MTSU 3/25
Assists: 3 vs. Howard 2/25

Streaks: Season/Current

Hitting
2+ Hit Games: 1
2+ RBI Games: 3
Hitting Streak - Season/Current: 6/0
Reaching Base Streak: - Season/Current: 7/1
Pitching
1 Strikeout Career: 0
2+ Strikeouts: 0
5+ Strikeouts:
10+ Strikeouts:
3+ IP: 0
5+ IP: 0

#48 FERINGA, Bub - 16 games (All games)

Date	Opponent	Pos	AB	R	H	RBI	2B	3B	HR	BB	SB	CS	HBP	SAC	SF	GDP	K	PO	A	E	Avg
Feb 19	at Coastal Carolina	ph	1	1	1	2	0	0	1	0	0	0	0	0	0	0	0	0	0	0	1.000
Feb 20	vs Fordham	ph/3b	1	0	1	0	0	0	0	0	0	0	0	0	0	0	0	0	0	0	1.000
Feb 25	vs Kent State	ph	1	0	0	0	0	0	0	0	0	0	0	0	0	0	1	0	0	0	.667
Feb 25	vs Howard	*3b	3	1	0	1	0	0	0	0	0	0	0	0	0	0	0	0	3	0	.333
Feb 26	vs Howard	*p	3	1	1	1	1	0	0	0	0	0	0	0	1	0	1	0	2	0	.333
Mar 03	PURDUE FORT WAYN	3b	1	0	0	0	0	0	0	0	0	0	0	0	0	0	0	0	0	0	.300
Mar 04	PURDUE FORT WAYN	3b	2	1	2	0	0	0	0	0	0	0	0	0	0	0	0	0	0	0	.417
Mar 04	MD EASTERN SHORE	*3b	3	1	1	0	1	0	0	0	0	0	0	0	0	0	0	1	2	0	.400
Mar 05	WINTHROP	*of/dh	3	0	1	2	0	0	0	0	0	0	0	0	0	0	0	0	0	0	.389
Mar 05	MD EASTERN SHORE	*3b	4	1	1	2	0	0	0	0	0	0	0	0	0	0	0	1	0	0	.364
Mar 11	FAIRFIELD	*of	2	0	1	0	1	0	0	0	0	0	0	0	0	0	0	0	0	0	.375
Mar 11	NORFOLK STATE	*of/p	3	0	1	0	0	0	0	0	0	0	0	0	0	0	0	1	0	0	.370
3/16/2022	at Ohio	*	1	0	0	0	0	0	0	1	0	0	0	0	0	0	0	0	0	0	.357
Mar 19	at UAB	p/ph	1	0	0	0	0	0	0	0	0	0	0	0	0	0	0	0	1	0	.345
Mar 20	at UAB	ph	0	0	0	0	0	0	0	0	0	0	0	0	0	0	0	0	0	0	.345
Mar 25	MIDDLE TENNESSEE	*of/dh	3	0	0	0	0	0	0	0	0	0	0	0	0	0	0	1	0	0	.312
Totals		9gs	32	6	10	8	3	0	1	1	0	0	0	0	1	0	2	4	8	0	.312

On base pct. .324 • Slugging pct. .500

#48 FERINGA, Bub - 6 appearances (All games)

Date	Opponent	GS	IP	H	R	ER	BB	SO	2B	3B	HR	WP	BK	HBP	IBB	Score	W-L	Sv	ERA	NP
Feb 11	vs Villanova		1.1	4	4	3	2	1	0	0	0	0	0	0	0	1-9	0-0	0	15.75	32
2/19/22	vs South Carolina		0.2	1	0	0	0	1	0	0	0	0	0	0	0	3-7	0-0	0	10.50	16
Feb 26	vs Howard	*	5.0	5	2	1	0	2	0	0	0	0	0	0	0	9-2	1-0	0	4.00	83
Mar 11	NORFOLK STATE		2.2	4	1	0	4	2	0	0	0	1	0	0	0	7-6	1-0	0	2.90	68
3/16/2022	at Ohio		0.1	0	1	0	1	0	0	0	0	0	0	0	0	7-8	1-0	0	2.80	9
Mar 19	at UAB		3.0	5	1	1	1	0	1	0	0	0	0	0	0	2-5	1-0	0	2.69	44
Totals		1	13.0	19	9	5	8	6	1	0	0	1	0	0	0	29-37	1-0	0	2.69	-

Bub Feringa Career Stats

Year	avg	qp-gs	ab	r	h	2b	3b	hr	rbi	tb	slg%	bb	hbp	so	gdp	ob%	sf	sh	sb-att	po	a	e	fld%
2022	.313	16-9	32	6	10	3	0	1	8	16	.500	1	0	2	0	.324	1	0	0-0	4	8	0	1.000
TOTAL	.313	16-9	32	6	10	3	0	1	8	16	.500	1	0	2	0	.324	1	0	0-0	4	8	0	1.000
Year	era	w-l	app	gs	cq	sho	sv	ip	h	r	er	bb	so	2b	3b	hr	bf	bavg	wp	hbp	bk	sfa	sha
2022	2.69	1-0	6	1	0	0/0	0	13.0	19	9	5	8	6	1	0	0	68	.322	1	0	0	1	0
TOTAL	2.69	1-0	6	1	0	0/0	0	13.0	19	9	5	8	6	1	0	0	68	.322	1	0	0	1	0



49 - Fr. - Brooklyn Ulrich - IF	Mesa, Ariz.
Season Highs At-Bats: Runs: 1 (2x) last vs. Villanova 2/12 Hits: RBI: Doubles: Triples: Home Runs: Walks: 1 vs. Howard 2/26 SB: 1 vs. Howard 2/26 Putouts: 1 vs. Howard 2/26 Assists:	Career/Season 2+ Hit Games: 2+ Runs Games: 2+ RBI Games: 2+ BB Games: 1,000 Avg. Games (at least 2-2): Hitting Streaks 5+ Games: Hitting Streaks 10+ Games: Career Long Hitting Streak: Season/Current Hit Streak: Career Long OB Streak: Season/Current OB Streak: 1/1

#49 ULRICH, Brooklyn - 7 games (All games)

Date	Opponent	Pos	AB	R	H	RBI	2B	3B	HR	BB	SB	CS	HBP	SAC	SF	GDP	K	PO	A	E	Avg
Feb 11	vs Villanova	pr	0	1	0	0	0	0	0	0	0	0	0	0	0	0	0	0	0	0	.000
Feb 12	vs Villanova	pr	0	1	0	0	0	0	0	0	0	0	0	0	0	0	0	0	0	0	.000
Feb 12	vs Saint Joseph's	pr	0	0	0	0	0	0	0	0	0	0	0	0	0	0	0	0	0	0	.000
Feb 18	at Coastal Carolina	pr	0	0	0	0	0	0	0	0	0	0	0	0	0	0	0	0	0	0	.000
Feb 20	vs Fordham	pr	0	0	0	0	0	0	0	0	0	0	0	0	0	0	0	0	0	0	.000
Feb 25	vs Kent State	pr	0	0	0	0	0	0	0	0	0	0	0	0	0	0	0	0	0	0	.000
Feb 26	vs Howard	2b	0	0	0	0	0	0	0	1	1	0	0	0	0	0	0	1	0	0	.000
Totals		0gs	0	2	0	0	0	0	0	1	1	0	0	0	0	0	0	1	0	0	.000

On base pct. 1.000 • Slugging pct. .000

Brooklyn Ulrich Career Stats																							
Year	avg	gp-gs	ab	r	h	2b	3b	hr	rbi	tb	slg%	bb	hbp	so	gdp	ob%	sf	sh	sb-att	po	a	e	fld%
2022	.000	7-0	0	2	0	0	0	0	0	0	.000	1	0	0	0	1.000	0	0	1-1	1	0	0	1.000
TOTAL	.000	7-0	0	2	0	0	0	0	0	0	.000	1	0	0	0	1.000	0	0	1-1	1	0	0	1.000



77 - 5th Yr. - Madison Whitaker - INF			New Palestine, Indiana
Career Highs **at Wright State		Season Highs	Career/Season
At-Bats: 5 (4x) last at MTSU 4/9/21		At-Bats: 4 vs. Fairfield 3/13	2+ Hit Games: 24/1
Runs: 3 (2x) last vs. Bellarmine 3/28/21		Runs: 1 (4x) last vs. MTSU 3/27	2+ Runs Games: 6/
Hits: 3 (3x) last at Chattanooga 3/20/21		Hits: 2 at Coastal Carolina 2/18	2+ RBI Games: 14/1
RBI: 4 (2x) last vs. S. Carolina St. 3/2/19**		RBI: 2 vs. Saint Joseph's 2/11	2+ BB Games: 4
Doubles: 2 vs. Dayton 4/9/19**		Doubles: 1 (3x) last vs. MTSU 3/27	1,000 Avg. Games (at least 2-2): 3/1
Triples: 1 (2x) last vs. Dayton 3/20/19**		Triples:	Hitting Streaks 5+ Games: 2 ('19)
HRs: 1 (10x) last vs. Saint Joseph's 2/11/22		Home Runs: 1 vs. Saint Joseph's 2/11	Hitting Streaks 10+ Games:
Walks: 2 (4x) last at Youngstown St. 4/16/19**		Walks: 1 (4x) last vs. MTSU 3/27	Career Long Hitting Streak: 6 ('19)
SB: 1 (3x) last vs. UL-Monroe 2/10/19**		SB:	Season/Current Hit Streak: 4/2
Putouts: 6 at MTSU 4/9/21		Putouts: 2 vs. MTSU 3/26	Career Long OB Streak: 6 ('21)
Assists: 8 at MTSU 4/9/21		Assists: 5 vs. Norfolk State 3/11	Season/Current OB Streak: 4/3

#77 WHITAKER, Madison - 14 games (All games)

Date	Opponent	Pos	AB	R	H	RBI	2B	3B	HR	BB	SB	CS	HBP	SAC	SF	GDP	K	PO	A	E	Avg
Feb 11	vs Saint Joseph's	*ss	2	1	1	2	0	0	1	0	0	0	0	0	0	0	0	0	0	0	.500
Feb 11	vs Villanova	*ss	2	0	1	0	0	0	0	0	0	0	0	0	0	0	1	1	1	1	.500
Feb 18	vs South Carolina	*ss	2	1	1	0	0	0	0	1	0	0	0	0	0	0	1	1	1	0	.500
Feb 18	at Coastal Carolina	*ss	2	0	2	0	0	0	0	1	0	0	0	0	0	0	0	0	0	1	.625
2/19/22	vs South Carolina	*2b	1	0	0	0	0	0	0	0	0	0	0	0	0	0	0	0	0	0	.556
Mar 03	PURDUE FORT WAYN	ph	1	0	0	0	0	0	0	0	0	0	0	0	0	0	0	0	0	0	.500
Mar 04	PURDUE FORT WAYN	ph	1	0	0	0	0	0	0	0	0	0	0	0	0	0	0	0	0	0	.455
Mar 04	MD EASTERN SHORE	pr/ss	2	0	0	1	0	0	0	0	0	0	0	0	0	0	0	1	0	2	.385
Mar 11	NORFOLK STATE	*3b	2	1	1	0	1	0	0	1	0	0	0	0	0	0	1	1	5	0	.400
Mar 13	FAIRFIELD	*3b	4	0	0	0	0	0	0	0	0	0	0	0	0	0	0	1	2	1	.316
3/16/2022	at Ohio		0	0	0	0	0	0	0	0	0	0	0	0	0	0	0	0	0	1	.316
Mar 20	at UAB	ph	0	0	0	0	0	0	0	0	0	0	1	0	0	0	0	0	0	0	.316
Mar 26	MIDDLE TENNESSEE	*2b	3	0	1	0	1	0	0	0	0	0	0	0	0	0	0	2	2	0	.318
Mar 27	MIDDLE TENNESSEE	*2b	3	1	1	1	1	0	0	1	0	0	0	0	0	0	1	0	1	0	.320
Totals			9gs	25	4	8	4	3	0	1	4	0	1	0	0	0	4	7	12	6	.320

On base pct. .433 • Slugging pct. .560

Madison Whitaker Collegiate Career Stats

	Avg.	GP/GS	AB	R	H	2B	3B	HR	RBI	TB	SLG%	BB	HBP	SO	GDP	OB%	SF	SH	SB/ATT	PO	A	E	DP	FLD%
2018 WSU	0.244	53/53	168	16	41	8	1	3	23	60	0.357	9	1	15	0	0.285	1	1	2/3	75	100	17	2	0.911
2019 WSU	0.278	49/49	158	27	44	8	1	5	30	69	0.437	17	1	19	0	0.346	3	0	1/1	39	90	17	3	0.884
2020 WSU	0.167	4/3	6	0	1	0	0	0	0	1	0.167	0	0	0	0	0.167	0	0	0/0	2	3	1	0	0.833
2021 MAR	0.176	26/14	51	6	9	4	0	1	6	16	0.314	4	2	6	0	0.263	0	0	0/0	33	22	3	1	0.948
2022 MAR	0.320	14/9	25	4	8	3	0	1	4	14	0.560	4	1	4	0	0.433	0	0	0/0	7	12	6	2	0.760
Totals	0.252	145/128	408	53	103	23	2	10	63	160	0.392	34	5	44	0	0.315	4	1	3/4	156	227	44	8	0.897
WSU (3 yrs)	0.259	106/105	332	43	86	16	2	8	53	130	0.392	26	2	34	0	0.313	4	1	3/4	116	193	35	5	0.898
MAR (2 yrs)	0.224	40/23	76	10	17	7	0	2	10	30	0.395	8	3	10	0	0.322	0	0	0/0	40	34	9	3	0.885

2022 Marshall Thundering Herd TV/Radio Roster



00 Autumn Owen - R-Jr., C
Mill Spring, N.C.



1 Grace Chelemen - Sr., OF
Woodhaven, Mich.



3 Armani Brown - R-Sr., IF
Elk Grove, Calif.



4 Alex Coleman - Fr., OF
Asheboro, N.C.



7 Amaya Lee - R-Fr., IF
Concord, Calif.



9 Lauren Love - Fr., IF
Matthews, N.C.



13 Rielly Lucas - Fr., IF
Huntington, W.Va.




14 Cailey Joyce - R-Jr., P
Mechanicsburg, Pa.



16 Saige Pye - 5th Yr., UT
Stockton, Calif.



18 Laney Love - Fr., IF
Matthews, N.C.



20 Camryn Michallas - Sr., IF
Huntington, W.Va.



21 Sydney Nester - R-Jr., P
Hillsville, Va.



22 Brianna McCown - So., P
St. Albans, W.Va.



23 Mya Stevenson - Sr., OF
Mesquite, Texas



28 Kay Kay Kenney - So., OF
Highland Village, Texas



34 Ashley Blessin - Jr., P
Plant City, Fla.



43 Aly Harrell - 5th Yr., IF
Gahanna, Ohio



44 Katie Adams - 5th Yr., C
Hurricane, W.Va.



48 Bub Feringa - Fr., P/UT
Glendale, Ariz.



49 Brooklyn Ulrich - Fr., IF
Mesa, Ariz.



77 Madison Whitaker - 5th Yr., IF
New Palestine, Ind.



Head Coach
Megan Smith Lyon - 4th Season



Assistant Coach
Corey Lyon - 4th Season



Assistant Coach
Maddie Holub - 4th Season



Volunteer Assistant
Sam Boone - 2nd Season



Athletic Trainer
Becky Kaliher - 3rd Season



Graduate Manager
Kayla DeSchepper - 3rd Season



Student Manager
Madison Davenport - 1st Season



Student Manager
Jon Crispino - 1st Season



Student Manager
Evan McGraw - 1st Season