



MARSHALL THUNDERING HERD™

Marshall Sports Information • P.O. Box 1360 • Huntington, W.Va. 25701
Softball Contact: Scott Hall • hall133@marshall.edu
Office: 304-696-4662 • Cell: 540-539-2032



@HERDzone

2022 SCHEDULE 8-5, 0-0 C-USA

Date Opponent Time
Buzz Classic - Atlanta, Ga.
Hosted by Georgia Tech

Feb. 11	vs. Saint Joseph's	(6inn) W, 8-0
Feb. 11	vs. Villanova	(5inn) L, 9-1
Feb. 12	vs. Villanova	(5inn) W, 8-0
Feb. 12	vs. Saint Joseph's	W, 6-4
Feb. 13	at Georgia Tech	Canceled

Battle at the Beach - Conway, S.C.

Hosted by Coastal Carolina

Feb. 18	vs. South Carolina	L, 7-5
Feb. 18	at Coastal Carolina	L, 4-3
Feb. 19	vs. South Carolina	L, 7-3
Feb. 19	at Coastal Carolina	W, 9-7
Feb. 20	vs. Fordham	(5inn) W, 8-0

Camel Stampede - Buies Creek, N.C.

Hosted by Campbell

Feb. 25	vs. Kent State	L, 1-0
Feb. 25	vs. Howard	(5 inn) W, 15-2
Feb. 26	vs. Howard	W, 9-2
Feb. 26	at Campbell	W, 6-3
Feb. 27	vs. Kent State	Canceled (weather)

Marshall Round Robin - Huntington, W.Va.

Mar. 3	vs. Purdue Fort Wayne	3:00 p.m.
Mar. 4	vs. Purdue Fort Wayne	11:00 a.m.
Mar. 4	vs. Maryland Eastern Shore	1:00 p.m.
Mar. 5	vs. Winthrop	11:00 a.m.
Mar. 5	vs. Maryland Eastern Shore	1:00 p.m.
Thundering Herd March Madness - Huntington, W.Va.		
Mar. 11	vs. Norfolk State	1:30 p.m.
Mar. 12	vs. Fairfield	11:00 a.m.
Mar. 12	vs. Norfolk State	1:00 p.m.
Mar. 13	vs. Fairfield	11:30 a.m.
Mar. 13	vs. Western Carolina	1:30 p.m.

Mar. 16	at Ohio	6:00 p.m.
Mar. 18	at UAB*	7:00 p.m.
Mar. 19	at UAB*	2:00 p.m.
Mar. 20	at UAB*	1:00 p.m.
Mar. 22	at Bellarmine	1:00 p.m.
Mar. 22	at Bellarmine	3:00 p.m.
Mar. 25	vs. Middle Tennessee*	1:00 p.m.
Mar. 26	vs. Middle Tennessee*	1:00 p.m.
Mar. 27	vs. Middle Tennessee*	12:00 p.m.
Mar. 29	at Akron	TBA
Apr. 1	vs. Charlotte*	1:00 p.m.
Apr. 2	vs. Charlotte*	1:00 p.m.
Apr. 3	vs. Charlotte*	12:00 p.m.
Apr. 8	at Florida Atlantic*	TBA
Apr. 9	at Florida Atlantic*	TBA
Apr. 10	at Florida Atlantic*	TBA
Apr. 12	at Northern Kentucky	2:00 p.m.
Apr. 12	at Northern Kentucky	4:00 p.m.
Apr. 14	vs. FIU*	1:00 p.m.
Apr. 15	vs. FIU*	1:00 p.m.
Apr. 16	vs. FIU*	12:00 p.m.
Apr. 22	at WKU*	7:00 p.m.
Apr. 23	at WKU*	5:00 p.m.
Apr. 24	at WKU*	2:00 p.m.
Apr. 29	vs. UTEP*	1:00 p.m.
Apr. 30	vs. UTEP*	1:00 p.m.
May 1	vs. UTEP*	12:00 p.m.
May 6	at North Texas*	7:00 p.m.
May 7	at North Texas*	2:00 p.m.
May 8	at North Texas*	1:00 p.m.

Conference USA Tournament - Denton, Texas

Hosted by North Texas, May 11-14

Key

* C-USA Game

Home Games at Dot Hicks Field in **Bold & Green**

All Times are Eastern

The Journey of MUSB

The Marshall Round Robin, MUSB Home-Opener



Marshall Thundering Herd
2022 Record: 8-5
Head Coach
Megan Smith Lyon (4th)
Overall Record: 481-312
School Record: 88-47

2021 Record.....	20-13
2021 Conf. Record.....	8-8
2021 Conf. Finish.....	7th
2021 Conf. Tourn.	1-1
2022 Team Stats	
Batting Avg.....	.296
Opp. Batting Avg.....	.248
Runs	81
Runs Allowed	46
Hits	94
Hits Allowed	79
Doubles	23
Doubles Allowed	11
Triples	0
Triples Allowed	0
Home Runs	16
Home Runs Allowed	10
RBI	72
Total Bases	165
Slugging %519
Walks	43
Walks Allowed	25
HBP	15
On Base %401
SB	9-10
SB Allowed	20-21
ERA	3.18
Complete Games	7
Shutouts	3
Saves	1
Innings Pitched	79.1
Strikeouts	100
Fielding %959
Putouts	238
Assists	90
Errors	14
Double Plays	3



Purdue Fort Wayne Mastodons
2022 Record: 1-9
Head Coach
Amber Bowman (1st)
Overall Record: 63-58
School Record: 1-9
Series History: PFW leads 1-0

2021 Record.....	12-27
2021 Conf. Record.....	11-24
2021 Conf. Finish.....	8th
2021 Conf. Tourn.	N/A
2021 NCAA Tourn.	N/A
2022 Team Stats	
Batting Avg.....	.188
Opp. Batting Avg.....	.381
Runs	16
Runs Allowed	95
Hits	39
Hits Allowed	99
Doubles	9
Doubles Allowed	26
Triples	3
Triples Allowed	3
Home Runs	1
Home Runs Allowed	12
RBI	12
Total Bases	57
Slugging %275
Walks	19
Walks Allowed	44
HBP	5
On Base %273
SB	6-10
SB Allowed	16-21
ERA	9.69
Complete Games	1
Shutouts	0
Saves	0
Innings Pitched	52.0
Strikeouts	29
Fielding %917
Putouts	156
Assists	75
Errors	21
Double Plays	1



Maryland Eastern Shore Hawks
2022 Record: 1-9
Head Coach
Karla Powell (3rd)
Overall Record: 12-58
School Record: 12-58
Series History: MU leads 3-0

2021 Record.....	N/A
2021 Conf. Record.....	N/A
2021 Conf. Finish.....	N/A
2021 Conf. Tourn.	N/A
2021 NCAA Tourn.	N/A
2022 Team Stats	
Batting Avg.....	.281
Opp. Batting Avg.....	.314
Runs	41
Runs Allowed	89
Hits	79
Hits Allowed	94
Doubles	12
Doubles Allowed	19
Triples	2
Triples Allowed	0
Home Runs	1
Home Runs Allowed	1
RBI	36
Total Bases	98
Slugging %349
Walks	24
Walks Allowed	39
HBP	4
On Base %344
SB	15-18
SB Allowed	20-24
ERA	4.87
Complete Games	0
Shutouts	0
Saves	0
Innings Pitched	64.2
Strikeouts	30
Fielding %895
Putouts	194
Assists	88
Errors	33
Double Plays	2



Winthrop Eagles
2022 Record: 2-13
Head Coach
Windy Thees (4th)
Overall Record: 474-410
School Record: 70-73
Series History: MU leads 6-4

2021 Record.....	26-24
2021 Conf. Record.....	11-10
2021 Conf. Finish.....	5th
2021 Conf. Tourn.	N/A
2021 NCAA Tourn.	N/A
2022 Team Stats	
Batting Avg.....	.206
Opp. Batting Avg.....	.267
Runs	43
Runs Allowed	82
Hits	71
Hits Allowed	102
Doubles	7
Doubles Allowed	10
Triples	0
Triples Allowed	2
Home Runs	6
Home Runs Allowed	14
RBI	36
Total Bases	96
Slugging %279
Walks	48
Walks Allowed	34
HBP	10
On Base %320
SB	28-34
SB Allowed	36-38
ERA	4.23
Complete Games	6
Shutouts	0
Saves	0
Innings Pitched	91.0
Strikeouts	101
Fielding %925
Putouts	273
Assists	71
Errors	28
Double Plays	1

MUSB Probable Starters (based on previous game)

Player	Avg.	AB	R	H	2B	3B	HR	RBI	BB	HBP	Slg %	OB%	SB-Att
1. 1B Aly Harrell	.412	34	9	14	2	0	2	7	11	4	.647	.592	0-0
2. 2B Lauren Love	.344	32	9	11	3	0	1	7	2	2	.531	.417	1-1
3. DP Saige Pye	.314	35	10	11	3	0	4	12	4	5	.743	.455	0-0
4. RF Mya Stevenson	.286	35	8	10	5	0	3	9	6	0	.686	.390	1-1
5. C Katie Adams	.235	34	9	8	4	0	2	10	6	2	.529	.381	0-0
6. LF Rielly Lucas	.400	10	3	4	0	0	3	4	0	0	.400	.571	0-0
7. 3B Autumn Owen	.286	28	4	8	1	0	1	3	1	0	.429	.300	1-2
8. SS Camryn Michallas	.280	25	4	7	1	0	0	5	0	0	.320	.280	0-0
9. CF Alex Coleman	.333	3	4	1	0	0	0	2	2	0	.333	.600	2-2

Pitchers (by IP)

Player	W-L	ERA	App	GS	CG	SHO	SV	IP	R	ER	K
Sydney Nester	5-3	1.32	10	7	6	3	1	47.2	32	9	81
Cailey Joyce	2-2	6.11	5	4	1	0	0	18.1	18	16	12
Bub Feringa	1-0	4.00	3	1	0	0	0	7.0	6	4	4
Ashley Blessin	0-0	7.74	3	1	0	0	0	6.1	7	7	3

General/Media Information

General Information

Location (Founded) Huntington, W.Va. (1837)
 Enrollment 11,962
 Affiliation NCAA Division I
 Conference USA
 Nickname Thundering Herd
 Colors Kelly Green and White
 Mascot Marco, The Buffalo
 President Brad Smith
 Interim Athletics Director Jeff O'Malley
 Assoc. AD/SWA Beatrice Crane Banford
 Home Field (Capacity) . Dot Hicks Field (1,000)

Softball History

First Year 1994
 All-Time Record 832-672-3
 All-Time C-USA Record 182-157-3
 C-USA Tourn. Appearances 14
 C-USA Tourn. Record 17-16

Softball Staff

Head Coach Megan Smith Lyon
 Alma Mater North Carolina ['99]
 Year at Marshall 4th
 Career Record 481-312
 MU Record 88-47
 Assistant Coach Corey Lyon
 Previous School UL-Monroe
 Year at Marshall 4th
 Assistant Coach Maddie Holub
 Alma Mater Fort Hays State '13
 Year at Marshall 4th
 Volunteer Assistant Sam Boone
 Year at Marshall 2nd
 Athletic Trainer Becky Kaliher
 Year at Marshall 3rd

Softball Media

Softball Contact Scott Hall
 Office Phone 304-696-4662
 Cell Phone 540-539-2032
 Email hall133@marshall.edu
 Asst. AD, Media Relations Jason Corriher
 Fax Number 304-696-2325
 Mailing Address 1801 Third Avenue
 Cam Henderson Center, Room 2035
 Huntington, W.Va. 25703
 Website HerdZone.com
 Facebook facebook.com/herdsoftball
 Twitter @HerdSB
 Instagram @HerdSB

Radio

Tune in to 88.1 WMUL-FM for coverage all season long of Marshall Softball. Fans can tune in online at www.marshall.edu/wmul by clicking one of the Live Streams on the front page. Select games in early season tournaments to be simulcast using Facebook Live.

Live Stream

Home games will be streamed on ESPN+ by our HerdVision crew.

2022 Team Facts

Letterwinners Returning/Lost 12/10
 Starting Position Players Returning/Lost 6/3
 Pitchers Returning/Lost 3/3
 Newcomers 9

Key Returners

5th Yr., IF Aly Harrell
 .415/30 GS/39 H/25 R/8 2B/10 HR/29 RBI/.819 OB %
5th Yr., UT Saige Pye
 .395/25 GS/34 H/14 R/5 2B/6 HR/23 RBI/.663 Slg %
Sr. OF Mya Stevenson
 .293/32 GS/29 H/27 R/8 2B/8 HR/20 RBI/.616 Slg %
Sr. OF Grace Chelemen
 .353/31 GS/36 H/21 R/6 2B/2 HR/3-9 SB/.471 Slg %
5th Yr., C Katie Adams
 .352/28 GS/32 H/12 R/9 2B/4 HR/24 RBI/.582 Slg %
R-Sr. IF Armani Brown
 .246/24 GS/15 H/12 R/3 2B/1 3B/.963 Fld %
R-Jr. P Cailey Joyce
 5-5/3.08 ERA/15 APP/12 GS/4 CG/66.0 IP/37 K
So. P Brianna McCown
 4-1/4.27 ERA/13 APP/3 GS/1 CG/37.2 IP/31 K

Key Players Lost

R-Sr. IF Blakely Burch
 .128/18 GS/6 H/8 R/2 HR/4 RBI/.255 Slg %
Grad. IF Sierra Huerta
 .288/30 GS/21 H/18 R/4 2B/7 HR/17 RBI/.658 Slg %
Fr. OF Paige Halliwill
 .263/28 GS/21 H/14 R/4 2B/4 HR/15 RBI/.513 Slg %
Fr. C Kat Sackett
 .254/19 GS/16 H/7 R/7 2B/5 HR/16 RBI/.603 Slg %

Newcomers

00 Autumn Owen - C/IF * (Gardner-Webb)
 4 Alex Coleman - OF - Asheboro, N.C.
 7 Amaya Lee - INF - Injured 2021 Redshirted
 9 Lauren Love - INF - Matthews, N.C.
 13 Rielly Lucas - INF - Huntington, W.Va.
 18 Laney Love - INF - Matthews, N.C.
 21 Sydney Nester - P * (North Carolina State)
 48 Bub Feringa - P/UT - Glendale, Ariz.
 49 Brooklyn Ulrich - INF - Mesa, Ariz.
 * - transfer

Media Guidelines

All media requests for Marshall University softball must be coordinated with Scott Hall, Associate Director for Sports Information. To schedule an interview, please contact Scott through one of the means provided. Please keep in mind that class schedules, practices and travel days are subject to change, so it is important to make contact for an interview as soon as possible to ensure schedules do not conflict.

Game Day

Due to COVID-19 restrictions, there will be limited access to players and coaches on game day. Please let Scott Hall know who you wish to speak with. Interviews will be done outside, please wear masks and stand at least six feet away from the player/coach. Press box space is very limited. If you have any questions, please contact Scott Hall.

Softball Social Media
 Twitter: @HerdSB @HerdZone
 Facebook: Marshall University Softball
 & Marshall University Athletics
 Instagram: HerdSB & HerdZone



Fans can tune in to 88.1 WMUL-FM and online at www.marshall.edu/wmul for coverage of all the Marshall Softball games, and www.cusatv.com for the live stream of the home games & Conference USA road games. Select early season tournaments with neutral games will be simulcast on Facebook Live through the team page.

In 2022, home games will be LIVE STREAMED on ESPN+, produced by our wonderful HerdVision crew.

2022 THUNDERING HERD™ Roster

No.	Name	Yr.	B/T	Pos.	Hometown/Last School
00	Autumn Owen	R-Jr.	R/R	C/INF	Mill Spring, N.C./Gardner-Webb University
1	Grace Chelemen	Sr.	L/R	OF	Woodhaven, Mich./University of Michigan
3	Armani Brown	R-Sr.	L/R	INF	Elk Grove, Calif./Cosumnes Oaks HS
4	Alex Coleman	Fr.	L/R	OF	Asheboro, N.C./Southwestern Randolph HS
7	Amaya Lee	R-Fr.	R/R	INF	Concord, Calif./North Gate HS
9	Lauren Love	Fr.	R/R	INF	Matthews, N.C./Porter Ridge HS
13	Rielly Lucas	Fr.	L/L	INF	Huntington, W.Va./Cabell Midland HS
14	Cailey Joyce	R-Jr.	R/R	P	Mechanicsburg, Pa./La Salle University
16	Saige Pye	5th Yr.	R/R	INF	Stockton, Calif./Georgia Tech
18	Laney Love	Fr.	R/R	INF	Matthews, N.C./Porter Ridge HS
20	Camryn Michallas	Sr.	R/R	INF	Huntington, W.Va./Gulf Coast State College (Fla.)
21	Sydney Nester	R-Jr.	R/R	P	Hillsville, Va./North Carolina State
22	Brianna McCown	So.	R/R	P	St. Albans, W.Va./St. Albans HS
23	Mya Stevenson	Sr.	R/L	OF	Mesquite, Texas/Mesquite Poteet HS
28	Kay Kay Kenney	So.	R/R	OF	Highland Village, Texas/Marcus HS
34	Ashley Blessin	Jr.	R/R	P	Plant City, Fla./Plant City HS
43	Aly Harrell	5th Yr.	L/L	INF	Gahanna, Ohio/Gahanna Lincoln HS
44	Katie Adams	5th Yr.	L/R	C	Hurricane, W.Va./Hurricane HS
48	Bub Feringa	Fr.	L/R	P/UT	Glendale, Ariz./Cactus HS
49	Brooklyn Ulrich	Fr.	L/R	INF	Mesa, Ariz./Red Mountain HS
77	Madison Whitaker	Sr.	R/R	INF	New Palestine, Ind./Wright State

Staff

Head Coach: Megan Smith Lyon (4th season)
 Assistant Coach: Corey Lyon (4th season)
 Assistant Coach: Maddie Holub (4th season)
 Volunteer Assistant: Sam Boone (2nd season)
 Graduate Manager: Kayla DeSchepper (3rd season)
 Athletic Trainer: Becky Kaliher (3rd season)
 Student Manager: Madison Davenport (1st season)
 Student Manager: Jon Crispino (1st season)
 Student Manager: Evan McGraw (1st season)

Pronunciation Guide

Grace CHELEMEN	Chell-UH-men
AMAYA Lee	Uh-MY-uh
RIELLY Lucas	Riley
Saige PYE	Pie
CAMRYN MICHALLAS	CAM-rin
BRIANNA McCown	BREE-ah-na
ALY HARRELL	Al-ee HAIR-ull
Bub FERINGA	Fur-ING-ga
Brooklyn ULRICH	ULL-rich
Maddie HOLUB	Hall-ubb



MARSHALL SOFTBALL BROADCAST TALKING POINTS



#00 Autumn Owen, R-Jr., C/IF, Mill Spring, N.C.

- 11 GP, 9 GS. Has played 3B and catcher.
- 1st MU hit vs. Saint Joseph's (2/11). 1st MU 2B vs. Villanova (2/12).
- 1st MU HR at Coastal Carolina (2/19). 18th of career. Had 2 hits.
- 2 hits & 1st MU stolen base vs. Howard (2/26).
- Transfer from Gardner-Webb. 81 GP, 81 GS, hit .384 (4th at GWU), 229 AB, 66 runs, 88 hits, 19 2Bs, 8 3Bs (T8th), 17 HRs (T8th), 72 RBI, 174 total bases, slugged .760, on base .483, 21-of-23 stolen bases. Had 22 runners caught stealing (7th) & .979 fielding % (T9th).
- 2021 Big South Preseason Co-POY, missed entire season due to injury.
- In shortened 2020, helped Runnin' Bulldogs to 25-4 record, 17-game win streak. Hit .386, 7 2Bs, 5 3Bs, 4 HRs, 22 RBI, .735 SLG%, .505 OB%.
- 2019 4x Big South Freshman of the Week, All-Freshman Team, 1st Team All-Big South, Big South Freshman of the Year, NFCA All-Mid-Atlantic Region 1st Team, Top 25 Finalist NFCA Division I Freshman of the Year.
- In 2019 hit .384, 12 2Bs, 13 HRs, 50 RBI, .774 SLG%, .469 OB%, 113 TB.
- Hit 1st career HR vs. Furman (2019).
- Career-high 4-for-4 vs. NC Central (2019), 4 RBI, 2B & a 3B.
- Hit walkoff 2-run HR vs. Campbell (2019).
- 3 HRs in DH at App St. (2019), 2 HRs & career-high 5 RBI in game two.



#1 Grace Chelemen, Sr., OF, Woodhaven, Mich.

- 11 GP, 12 GS in OF. Speedy fielder.
- Bat .375 at Battle at the Beach. 6 hits & 4 RBI. Drew 2 walks vs. South Carolina. Had 2 hits & 2 RBI vs. Fordham.
- Made catch on the run in RCF to end game vs. Saint Joseph's (2/12).
- 32 GP, 31 GS in 2021. Hit .353, 36 hits, 21 runs, 6 2Bs, 2 HRs, 15 RBI.
- Had a hit in 22 games, reached safely in 26 games, 9-straight (3/3-20).
- 3-of-4 with 2 2Bs & 2 runs vs. LA Tech in C-USA Tour.
- vs. Bellarmine 8-of-10, 3 runs, 2 2Bs, 3 RBI. Reached base safely in 9-straight plate appearances & 4-4 in game 2. Avg. up from .314 to .422.
- Diving catch bottom 7th at MTSU helped game go to extras.
- Smacked 1st career home run at No. 11 Kentucky in 2020.
- In 2020 1st Herd appearance vs. Saint Francis & 1st start at Chattanooga.
- Played in all 25 games with 20 starts in OF.
- Diving catch at Kennesaw State (Feb. 2020) featured as Top 5 Play of the Week by NCAA Softball.
- Transfer from U. of Michigan, joined Herd just before 2020 season.
- Played 36 games, 1 start at Michigan in 2019. Made collegiate debut vs. No. 5 Florida (2/9). 1st career hit in 1st at-bat at USF (2/9). Played against JMU in NCAA Regionals.



#3 Armani Brown, R-Sr., IF, Elk Grove, Calif.

- 11 GP, 8 GS. Played 2B & SS. Has an assist in 9-of-11 games.
- Smooth defender. .947 (1 E) fielding % in 2022. Career .952 Fld%
- Stole 1st base of 2022 vs. Howard (2/26).
- 32 GP, 24 GS in 2021. Hit .246, 15 hits, 12 runs, 3 2Bs.
- Split time at 2B with Madison Whitaker in 2020.
- Hit 2B at Charlotte (5/8) then a 3B vs. Charlotte in C-USA To. (5/12).
- Was 4-of-9 (.444) at MTSU, raised season avg. from .273 to .323. Had clutch RBI 1B late in game two. Scored 3 runs.
- 3-for-3 with a 2B vs. Valparaiso (3/7).
- Bat .347, 25 hits, 13 runs, 7 RBI & 3 SB in 2020.
- Started all 25 games 6 at SS & 19 at 2B in 2020.
- Contributed to 2 double plays at No. 11 Kentucky.
- Reached base safely in 19-straight games (2/7-3/4) & in 22-of-25 games in 2020. 8 multi-hit games & 3-for-3 vs. Indiana State.
- Season-high 2 RBI at Norfolk State (3/1) & vs. Rutgers (3/7).
- Played & started in 62 games in 2019, tied for second-most in MUSB history, all at second base.
- 2nd with 52 hits, also scored 30 runs (2019).
- .954 fielding percentage in 197 chances (2019).
- Hit 1st career 3B at Middle Tennessee (April 27, 2019).



#4 Alex Coleman, Fr., OF, Asheboro, N.C.

- 9 GP, 2 GS. Starts in CF. Has 4 runs scored.
- Made collegiate debut vs. Villanova (2/11) as a pinch runner.
- Scored 1st career run vs. Saint Joseph's (2/12) on Lauren Love's HR.
- 1st career SB vs. Kent State (2/25).
- 1st career start vs. Howard (2/25), reached base all 3 times - 1 hit, 2 BBs, scored 2 runs, 2 RBI, 1 SB.
- Senior year of HS hit .682, on base .714, had 30 hits, 23 runs, 14 RBI, 4 2Bs, 3 3Bs, 1 HR, 15 stolen bases and only struck out twice.
- 2021 Mid Piedmont Conference Player of the Year & 1st Team All-State.
- Helped team to postseason, 1st place freshman & sophomore years.
- Junior year played a few games before season canceled due to COVID.
- Sophomore year hit .520 with .540 on base and scored 24 runs.
- Played club ball for Carolina Cardinals. Team finished in top 8 in the Colorado Tournament in 2019, 3rd in JO Cup in 2020, 1st in Power 50 Pro Swings in Tennessee and PGF State Champs in 2020.
- In 2020 season with Cardinals bat .400, 33 runs, 16 RBI & 15 SBs.
- Also lettered in volleyball as a sophomore.
- Straight-A student all 4 years in HS. Academic All-Conference Team.
- Father, Rusty, played baseball at High Point in 1990s.



#7 Amaya Lee, R-Fr., IF, Concord, Calif.

- 7 GP off the bench as a pinch runner. Has 4 runs scored.
- Made collegiate debut vs. Saint Joseph's (2/11) as pinch runner.
- Scored 1st career run vs. Villanova (2/12).
- Scored 2 runs during Battle at the Beach. 1 vs. South Carolina (2/18) and another at Coastal Carolina (2/19).
- Missed the 2021 season due to shoulder injury.
- Attended North Gate HS.
- 4-year Scholar Athlete & Honorable Mention.
- Hit .321 with 54 hits, 53 runs & 24 RBI.
- With travel team was member of squad that won PGF Qualifiers in 2017 & 2019.
- Has a twin sister who will play softball for Holy Names University in Oakland, Calif.



#9 Lauren Love, Fr., IF, Matthews, N.C.

- 12 GP, 11 GS. Starts in OF. 2B & SS. Batting .344.
- 4-for-4, 1 2B, 3 runs & 3 RBI vs. Howard (2/25). 1st MU freshman with 4 hits since Mya Stevenson hit for cycle at Charlotte in 2019.
- 5 assists, 2 putouts, 1 hit & scored a run at Coastal Carolina (2/19).
- Made collegiate debut vs. Villanova (2/11). Delivered clutch RBI 1B in the 5th after 10-pitch at bat vs. preseason All-American Paige Rauch.
- Earned 1st career start vs. Villanova (2/12). 1-of-2 at the plate.
- 1st career home as 2-run go-ahead shot to RF vs. Saint Joseph's (2/12).
- Came to Marshall with twin sister Laney. Lauren was born January 1, 2003 while Laney was born December 31, 2002.
- Lauren & Laney are the seventh set of sisters and the second set of twins to play for MUSB.
- Attended Porter Ridge HS.
- Has been honored as Player of the Year, Offensive MVP, All-Conference and All-District.
- Helped lead school to conference championship.
- Senior year bat .523, 23 hits, 20 runs, 12 RBI, 13 2Bs & 1 HR.
- In HS career bat .540, 88 hits, 68 runs, 69 RBI, 28 2Bs, 4 3Bs, 14 HRs, slugged 1.018, on base .577.
- With club team ranked 18th in 2019 in 16U final national NPS ranking.



#13 Rielly Lucas, Fr., IF, Huntington, W.Va.

- 7 GP, 2 GS. Starts in LF. 4 hits, 3 RBI, 4 BBs.
- 1st career start vs. Howard (2/25). 2-of-3, 2 RBI, 1 run.
- 1st career hit with 1B at Coastal Carolina (2/19), later scored 1st run.
- Made collegiate debut vs. Villanova (2/12) & had 1st career RBI.
- Drew a walk and played briefly in left field vs. Saint Joseph's (2/12).
- Hometown player. Attended Cabell Midland HS.
- Senior year helped the Knights to its first state championship since 2005.
- Recipient of the 2020-21 West Virginia HS Softball Sports Award.
- 3x All-State, 3x All-Mountain State Athletic Conference.
- Participated in 2021 North/South All-Star game for Region 4 and won the Home Run Derby.
- Over last 2 years in HS hit .520, on base over .600, slugged over 1.100 and was intentionally walked 22 times in 2021.
- In HS career hit 28 HRs (13 as a senior), 109 RBI (39 as a senior), and 117 runs scored (52 as a senior).
- Travel ball for Ohio Outlaws. Invited to play all-star game in Boulder, Co. All-Star Select in 2018 at Triple Crown Fireworks Tournament.
- Also lettered in basketball and volleyball.
- Cousin Austin Lucas played baseball at West Virginia Tech.



#14 Cailey Joyce, R-Jr., P, Mechanicsburg, Pa.

- 5 appearances, 4 starts in 2022. Has 18.1 IP & 12 Ks.
- Earned 1st win of 2022 at Coastal Carolina (2/19). 6.2 IP, 6 Ks.
- CG win over Howard (2/25). 2 Ks. Involved in 1st inning double play.
- 15 appearances, 12 starts, 5-5 record, 66 IP, 3.08 ERA & 37 Ks in 2021.
- Earned 1st MU start vs. Valpo (3/7) pitched 4 innings, allowed 4 hits, 1 run and struck out 3. No decision.
- Complete-game win at Chattanooga (3/21), allowed 4 hits, 1 run and struck out 7. 1st win with Marshall.
- Struck out 7 vs. Bellarmine (3/27).
- Pitched 19 inn., 14 Ks & had 2 wins in FAU series. Game 1 gem with complete game shutout, allowed 4 hits & 6 Ks.
- Picked up 2 more wins at FIU. Game 1 3 hits, 1 run & 2 Ks.
- Transfer from La Salle University. Sat out the 2020 season due to injury.
- Named to A-10 All-Rookie Team & A-10 Commissioner's Honor Roll.
- In 2019, 41 GP with 39 GS, pitched in 35 contests with 16 starts. Led team at the plate with .301 avg, slugged .540 and 7 HRs. Had 9-game hit streak (April 3-14, 2019). Homered 2x & 5 RBI against Dayton (April 13).
- 14 CGs, led with 168.2 IP & 91 strikeouts. 8 wins, 1 save & 4.32 ERA.
- Career-high 8 Ks at Rhode Island (April 27).

MARSHALL SOFTBALL BROADCAST TALKING POINTS



#16 Saige Pye, 5th Yr, UT, Stockton, Calif.

- 13 GP, 13 GS at DP, 12 RBI & .743 slugging.
- 1 HR vs. Howard & 1 vs. Campbell (2/26), totaled 6 RBI.
- Hit 1 of MU's 5 HRs vs. Saint Joseph's (2/11). 3-run HR in the 5th.
- Now with over 200 AB at MU is 2nd all-time slugging (.756), 3rd avg. (.408) & 4th on base % (.487).
- 25 GP, 25 GS, 18 at DP & 4 at 3B & 3 in LF in 2021.
- Hit .395, 34 hits, 14 runs, 5 2Bs, 6 HRs, 23 RBI, slugged .663 in 2021.
- Hit .475 (19-of-40) with 18 RBI over 11 games in C-USA play
- Career-high 12-game hit streak (4/17-5/12). Reached base safely in 24-of-25 games.
- Tied MU single-game record with 3 2Bs vs. FAU including 2-run 2B to tie game in 7th. Drove in 3 runs in each of 3 games played against Owls.
- Major impact in 1st season at MU. Started all 25 games 11 at DP, 11 at 3B, 3 OF. Took over at 3rd base after Blakely Burch went down with injury vs. Delaware State (Feb. 28).
- 2020 hit .463, 37 H, 20 R, 6 2Bs, 8 HRs, 28 RBI, .863 SLG% & .532 OBP. Just 5 Ks in 80 AB. Ranked top 50 NCAA hits (11th), total bases (12th), RBI (20th), SLG% (23rd), HRs (26th), RBI/G (32nd) & batting avg. (33rd)
- Reached base safely 24-of-25 games. Only miss, opener vs. St. Francis
- Recorded a hit 20-of-25 games. 12 multi-hit games. 3+ 4 times.
- 7 RBI at No. 11 Kentucky, 2 HRs, 1 GS. 1 RBI away of team record.
- Transferred to MU from Georgia Tech. 32 GP, 6 GS over 2 seasons with GT. HR freshman year vs. Pitt.



#18 Laney Love, Fr., IF, Matthews, N.C.

- Came to Marshall with twin sister Lauren. Laney was born December 31, 2002 while Lauren was born January 1, 2003
- Laney & Lauren are the seventh set of sisters and the second set of twins to play for MUSB.
- Did not play during fall dealing with an injury.
- Attended Porter Ridge HS
- Named Defensive MVP and received All-Conference honors.
- Helped lead school to conference championship.
- In HS career hit .352, 38 hits, 30 runs, 32 RBI 9 2Bs, 3 3Bs, 4 HRs, slugged .601 and on base .413.
- With club team ranked 18th in 2019 in 16U final national NPS ranking.



#20 Camryn Michallas, Sr., IF, Huntington, W.Va.

- 11 GP, 10 GS, 4 at 3B & 6 at SS. Leads team with 17 assists
- Has a hit in each of the last 3 games (2/25-26).
- 2 RBI vs. South Carolina (2/18) & again at Coastal Carolina (2/19).
- Excellent defensive game vs. Saint Joseph's (2/12), 3 PO & 3 asts, 0 err.
- Returned to play for hometown school prior to 2021 season. Graduated from Huntington HS. First played for Akron in 2019, then transferred to Gulf Coast State College (JUCO) for 2020 season.
- Excellent defender with a strong arm. Had .969 fld% in 2021.
- Made MU debut in all 3 games at Chattanooga. 1 run & played 3B.
- 1st hit & RBI with Marshall, 2-run 2B vs. Bellarmine (3/28).
- 1 RBI & 2 runs vs. LA Tech in C-USA Tourn. Had 2 PO & 2 asts at 3B.
- Played 2020 at Gulf Coast State College, same school that produced Eloise Tribolet (2017-18) played for MUSB.
- 2020 bat .329, 23 Hits, 18 R, 6 2Bs, 1 HR, 11 RBI, .457 Slg%, .412 OBP.
- At Akron in 2019, appeared in 34 games with 32 starts. 5 runs & 5 RBI.
- Made collegiate debut vs. Morgan State (Feb. 8) & scored a run. 1st collegiate hit at Presbyterian (Feb. 8).
- At Huntington HS, named 1st team all-state & all-mountain state athletic conference. Bat over .500 with 168 hits, 29 2Bs, 11 3Bs, 12 HRs, & 98 RBI in HS career.



#21 Sydney Nester, R-Jr., P, Hillsville, Va.

- 10 APP, 7 GS. Leads MU 47.2 IP, 5-3 record, 81 Ks, 3 shutouts.
- C-USA Pitcher of the Week (2/28), 29 Ks in 16 IP, 0.88 ERA, 1-1 record 3 appearances at Camel Stampede. 12 Ks vs. Kent State & 13 vs. Campbell. 5 games of 10+ Ks. Had 4 in 3 years at NC State.
- 3rd shutout vs. Fordham (2/20). 10 Ks, 3rd 10+ K game of 2022.
- C-USA Pitcher of the Week (2/14), 3-0, 0.00 ERA, 25 Ks, 14 IP in MU debut at Buzz Classic. 13 Ks vs. Saint Joe's (2/11), 11 vs. Villanova (2/12).
- Transfer from NC State. Excelled on field & in classroom for Wolfpack. Already graduated with Bachelor's degree in sport management in 3 years at NC State. Working on Master's in communication studies at MU.
- At NC State 3.49 ERA, 31-22 record, 83 appearances, 46 starts, 24 CG, 5 shutouts, 2 saves, 344 Ks & opp. batting avg. of .227 in 341 IP.
- In Wolfpack record book. 4th all-time in Ks-per 7 innings (7.06), 6th in wins, 6th in Ks, 7th-best opp. batting avg., & 10th in ERA.
- In 2021, 29 appearances, 14 starts, led with 102 Ks in 105 IP, 7 wins.
- In 2020, 17 appearances, 12 starts. Was 10-4 with 89 Ks in 86.1 IP. Ranked as No. 39 pitcher in D1 Softball's Top 100 Analytical Rankings. Ranked No. 87 in Softball America Shortened Season Top 100 Players list.
- 1 of 2 pitchers in ACC with double-digit wins in 2020.
- In 2019, 37 appearances, 20 starts, 14-8 record, 153 Ks in 149.2 IP.
- Made collegiate debut against No. 19 Michigan, 4IP, 3 hits, 3 runs, 4 Ks
- Earned 4-1 win over No. 7 Arizona, allowed 7 hits & struck out 5.
- Career-high 15 Ks in no-hitter of 2-0 win at College Charleston.



#22 Brianna McCown, So., P, St. Albans, W.Va.

- Yet to appear in 2022 dealing with injury from the fall.
- 13 appearances, 3 starts, 4.27 ERA, 4-1 record 31 Ks, 37.2 IP in 2021.
- 1st collegiate appearance with 5 innings vs. Bowling Green (3/5) settled in with 7 Ks and earned 1st career win.
- Came on in relief in 3 games at MTSU, had 3 Ks in game four.
- 5 IP of relief at FIU with 5 Ks, earned 2nd win.
- 1st career start in game 2 of series at Charlotte (5/8), 6 IP, 5 hits, 3 runs, 5 Ks in win.
- 1st career CG vs. LA Tech in C-USA Tourn. Allowed 5 hits, 2 runs & 3Ks in win.
- Local star. First attended George Washington HS for three years, then transferred to & graduated from St. Albans HS.
- Pitcher & hitter in prep career.
- In 3 years at George Washington HS, 822 Ks, bat .541 & hit 14 HRs.
- Junior year had 21-4 record, 210 Ks & held opponents to .189 batting avg. On offense hit .519, slugged .954, .587 OBP & 14 HRs.
- 3x 1st team all-state, 3x 1st team all-Mountain State Athletic Conference. Member of Conference champions and state runner-up.
- Also lettered in basketball & volleyball.



#23 Mya Stevenson, Sr., OF, Mesquite, Texas

- 13 GP, 13 GS in RF, 9 RBI, 8 runs, 3 HRs, 5 2Bs, slugging .686.
- Ended game vs. Saint Joe's (2/11) with solo HR in the 6th.
- 2 games with 2 2Bs in 2022, vs. St. Joe's (2/12) & Fordham (2/20).
- 13th member of MUSB 100 RBI Club (123) 9th all-time at MU.
- 2nd all-time at MU with 43 HRs. 1 ahead of teammate Aly Harrell.
- 33 GP, 32 GS, hit .293, 29 H, 27 R, 8 2Bs, 8 HRs, 20 RBI in 2021.
- Hit 39th career HR with Grand Slam into 3rd floor of parking garage vs. LA Tech & 40th career HR hit vs. Charlotte in C-USA Tourn.
- C-USA play in 2021 hit .385, 20 hits, 13 runs, 7 2Bs, 3 HRs, slugged .692.
- Reached base safely in 27 games including final 13 of season of 2021.
- Career-best 10-game hit streak (4/17-5/8) & hit .484 during span.
- Record-setting slugger, tied for NCAA lead 12 HRs in 2020. Also top 10 in RBI (2nd), HRs per game (3rd), RBI per game (3rd) & total bases (9th).
- Started all 25 games in 2020. Bat .385, 30 hits, 23 runs, 12 HRs, 36 RBI, slugged .910, 71 total bases. Reached base safely in first 22 games, and in every game except one (vs. Bucknell March 8).
- Record-setter in 2019 with 20 HRs, most in NCAA as a freshman during season that year. Drove in 58 runs, 2nd most in team history.
- Hit 2nd cycle in team history at Charlotte 2019 (3/16).
- Career-high 7 RBI twice. vs. Charlotte ('19) & vs. Rutgers ('20).



#28 Kay Kay Kenney, So., OF, Highland Village, TX

- 10 GP, 6 GS in OF, 5 hits, 4 runs, 4 RBI
- 2-for-2 with 3-run HR vs. South Carolina (2/19).
- 20 GP, 5 GS in 2021. Scored 6 runs, 3 hits, 4 RBI, 6 walks.
- Scored 1st career run at Chattanooga (3/20) game 2.
- Made collegiate debut vs. Akron (3/3). 1st SB vs. Valpo (3/7).
- Earned 1st career starts with games 2 & 3 vs. Bellarmine after first appearing in 6 games as pinch runner. Reached base in all 6 plate appearances with 4 walks, reached on an error & 1st career hit was 2-run home run in game three.
- Drove in a run in game 2 of series at FIU (4/24).
- Drew 2 walks, 1 hit & 1 run in game 2 of series at Charlotte (5/8).
- Attended Marcus High School. 3x all-district, 3x named to Dallas/Forth Worth All-Metroplex Team.
- 2018 Team Defensive Player of the Year.
- Ranked as #73 position player in Extra Innings.
- 78 runs, 82 hits, 24 2Bs, 15 HRs, 39 BBs & bat .369 in HS career.
- Played for highly successful travel ball team. 1st place at 2018 TCS Nationals in Atlanta, 5th place 2019 Colorado Fireworks Power Pool, 5th place 2019 TCS National in Atlanta, 2nd place at USA JO Cup in Spartanburg, S.C., 2020 Texas Fastpitch League Alamo Series Champions.



#34 Ashley Blessin, So., P, Plant City, Fla.

- 3 appearances, 1 start. 6.1 IP & 3 Ks.
- started vs. South Carolina (2/18). 1.1 IP & 1 K, allowed 4 runs.
- 3 IP with 2 Ks vs. Saint Joseph's (2/12).
- 11 appearances, 7 starts, 4.12 ERA, 35.2 IP & 18 Ks in 2021.
- Complete game win vs. Akron (3/3), tied career-high 7 Ks.
- Complete game win at Chattanooga (3/20), 10th win of career.
- Can field position well, has 7 assists & 3 putouts in 2021. Made 2 great plays at MTSU including scoop from the glove to 1st.
- 16 appearances with 10 starts in 2020. Finished with 7-0 record, 46.2 IP, 2 shutouts, 3.45 ERA, 34 Ks.
- 1st career start vs. Ohio, 4 IP & 2 Ks.
- 1st MU appearance with 1.2 innings of relief to close out win over Bucknell. Allowed 1 hit, 0 runs, 2 Ks.
- 2 shutouts vs. Delaware State & Akron. Allowed just 1 hit vs. Delaware State and 2 vs. Akron. Also had career-high 4 ks in both games.
- Hillsborough County Player of the Year as senior.
- Finished HS career with a 0.65 ERA, 1,059 strikeouts, 634 innings pitched, and an 81-16 record.
- Recorded 379 strikeouts & 20 wins as a senior.
- Plant City HS career records for wins, ERA & Ks.

MARSHALL SOFTBALL BROADCAST TALKING POINTS



#43 Aly Harrell, 5th Yr. IF, Gahanna, Ohio

- 13 GP, 13 GS at 1B. Leads team with 14 hits & .592 OB %
- 7 BBs at Camel Stampede with 3 vs. Kent State & Howard.
- Has reached base safely in 11-straight games & 12-of-13.
- .500 avg., 7 hits, 1 HR, .786 SLG% & .650 OB% at Battle at the Beach.
- 30 GP & started in 2020, hit .415, 39 H, 25 R, 8 2Bs, 10 HR, 17 BBs, slugged .819 and on base .526.
- Hit walkoff 1-run 2B in game 3 of FAU series in 9th. 1st career walkoff.
- Went 4-of-5, 2 runs, 2 2Bs, 1 HR, & 4 RBI
- 3rd at MU 42 career HRs. 1 behind teammate Mya Stevenson.
- 1st OB% (.550), 2nd walks (142), 4th slugging (.733), 5th Avg. (.377), 3rd HBP (39), & 5th in RBI (140).
- Has struck out just 30 times in 461 career at bats.
- Great eye at the plate. Over two years (2019-20) more free passes (BBs & HBPs) combined than any other hitter in Div. I with 114 (91 BBs, 23 HBPs). Next closest Bailey Hemphill of Alabama with 86.
- Has started 175-of-180 career games & started 125-straight before missing Chattanooga series in 2021 (contact tracing).
- In 2020 hit .441, 30 hits, 22 runs, 8 2Bs, 5 HRs, 23 RBI, slugged .779, 23 BBs, 6 HBPs & OB% of .602 good for 4th in NCAA.
- Reached base safely in 24-of-25 games in 2020.
- Set MUSB records in 2019, .578 on base percentage, 64 games played & started, 459 putouts, & 10-straight games RBI.



#44 Katie Adams, 5th Yr. C, Hurricane, W.Va.

- 13 GP, 13 GS, 12 starts at C, 1 at DP 8 hits, 4 2Bs, 2 HR & 10 RBI
- Career-high 3 runs scored vs. Howard (2/25).
- Came out of slump with 1st career grand slam vs. Fordham (2/20).
- Hit 1st of MU's 5 HRs vs. Saint Joseph's (2/11). Also had a 2B.
- 31 GP, 28 GS, 14 at C, 11 at DP and 3 at 1B (Chattanooga). Hit .352, 9 2Bs, 4 HRs, 12 runs & 24 RBI.
- 2-for-2, 2 runs & career-high 3 BBs in game 2 at Chattanooga (3/20).
- Began 2021 season with 4 2Bs out of 5 hits in DH vs. Akron (3/3).
- Drove in 3, scored 2 runs & stole 1 base. Also threw out 2 potential base-stealers, 1 in each game of DH.
- Has 3 career games with 2 2Bs, all against Akron. The other in 2020, was intentionally walked after the 2 2Bs in that contest.
- Drove in a run in 4-straight games (4/24-5/8) with 8 total.
- Hit 4th HR of season vs. Charlotte in C-USA Tourn.
- 21 GP, 19 GS in 2021, 16 at C 3 at DP in 2020. Hit .377, 23 hits, 16 RBI, 5 2Bs, 3 HRs, 8 runs. Career-high 5 RBI vs. Howard (2/29).
- Finished 2020 on 10-game hitting streak. During stretch hit .467, 11 RBI, 4 2Bs & 3 HRs. Reached base safely in last 11 games of season.
- Hit 1st career HR at Norfolk State (3/1).
- Drilled a line drive HR to center at No. 11 Kentucky (3/11).
- Appeared in 44 games with 26 starts in 2019.



#48 Bub Feringa, Fr. P/UT, Glendale, Ariz.

- As pitcher, 3 APP, 1 GS, 7.0 IP, 4.00 ERA, 1-0 & 4 Ks
- Total 5 GP, 2 GS, has played 3B. .333 avg., 3 runs, 4 RBI, 1 2B, 1 HR
- 1st career start at 3B vs. Howard (2/25), 3 asst., 1 run, 1 RBI
- 1st career Pitching start vs. Howard (2/26), 5 IP, 2 Ks, & 1st win.
- 1st career AB, pinch hit at Coastal Carolina (2/19), hits 2-run HR. 1 of 5 players in MUSB history to begin career with a HR in 1st career AB.
- Made collegiate pitching debut vs. Villanova (2/11). 1.1 IP, 1 K
- Starred in the circle & at the plate. 2x Peoria Unified School District PoY, 3x First Team All-State, 4x All-Conference. Senior named West Valley Preps PoY, Arizona 4A West Valley Region PoY & Defensive PoY.
- Selected as No. 71 in Extra Innings Class of 2021 Top 100.
- Senior year had 13 wins, 0.95 ERA & 115 Ks. At the plate hit .644, 37 RBI, 16 2Bs & 6 HRs.
- Helped HS to 4A Arizona State Championship runner-up finish twice.
- Academically ranked in top 10-percent of her class.
- Older sister Briley had successful collegiate career as a catcher at Harding University, over 140 hits, 44 runs, 18 2Bs, 10 HRs, 80 RBI. Set program record in 2019 with 19 runners caught stealing.
- Also lettered in badminton (varsity singles & doubles) and was the No. 1 singles for varsity for two years.



#49 Brooklyn Ulrich, Fr. IF, Mesa, Ariz.

- 7 GP off the bench as a pinch runner & at 2B.
- Very energetic player with plenty of passion on field.
- 1st career defensive & plate appearance vs. Howard (2/26). Had 1 putout at 2B and drew a walk. 1st career SB after walk.
- Made collegiate debut & scored 1st career run vs. Villanova (2/11).
- Graduated from Red Mountain HS after first attending Westwood HS.
- Accolades in 2021 include Female Scholar Athlete, Defensive Player of the Year and Second Team All-State.
- Senior year hit .397, 27 hits, 20 runs, 21 RBI, 4 2Bs, 6 3Bs & 3 HRs.
- Off to great start as a junior before COVID canceled remainder of season. Had 8 runs, 3 2Bs, 1 HR & 7 RBI in just 9 games.
- In HS career hit .365, 97 hits, 75 runs, 65 RBI, 15 2Bs, 12 3Bs & 5 HRs.
- Helped club team to a PGF Premier berth by driving in the winning run. Came to plate with runners at 2nd & 3rd with two outs.
- Also played varsity badminton.



#77 Madison Whitaker, 5th YR., IF, New Palestine, Ind.

- 5 GP, 5 GS, 4 starts at SS, 1 at 2B
- Hitting .556, 5 hits, 1 HR, 2 RBI. Been in & out of lineup with injury.
- Hit line drive 2-run HR vs. Saint Joseph's (2/11). 10th of career.
- Suffered injury vs. Villanova (2/11), did not play day 2 at Buzz Classic.
- 26 GP, 14 GS, hit .176, 9 hits, 6 runs, 6 RBI, 4 2Bs & 1 HR in 2021.
- Split time at 2B with Armani Brown. 4 games at SS & 4 at 3B.
- Tied MUSB single-game record with 8 assists in game 2 at MTSU while playing SS. Listed starter at 2B, moved to SS in bottom of 1st after Sierra Huerta left with injury. Added 6 putouts as well.
- Hit 1st HR with MU in game 3 vs. Bellarmine (3/28). Scored 3 runs to tie collegiate career-high (vs. UL-Monroe 2/10/19).
- Collected 3 hits & 2 RBI game 2 at Chattanooga (3/20).
- Transfer from Wright State. Played in 106 games with 105 starts from 2018-20. Finished with 86 hits, 43 runs, 16 2Bs, 2 3Bs, 8 HRs & 53 RBI.
- Named to 2018 Horizon League All-Freshman Team.
- Started 53 games as a freshman, finished 2nd on team with 41 hits, 8 2Bs, 3 HRs & 23 RBI. Struck out fewest times of regular starters for Raiders with just 15 in 168 at bats. Led team with 100 assists. Tied career-high with 3 hits, 2 RBI & 3rd HR of year at Detroit Mercy.

Marshall Softball Core Values

We Are Tough

We Are Selfless

We Are Committed

We Are Unbreakable

We Are Family

We Are...Marshall Softball

MARSHALL SOFTBALL BROADCAST TALKING POINTS - COACHES



Head Coach Megan Smith Lyon, 4th Season, Overall Division I record: 402-271/Overall Collegiate Record: 481-312

- Third season with Marshall after being hired in July of 2018 as the fourth head coach in Marshall softball history.
- Marshall record is 88-47. Has quickly established Marshall as a powerful offensive threat. After setting program record with 79 home runs in 2019, then in 2020 Herd led NCAA in home runs per game with 1.92 (48 total) and was on pace for over 100 before remainder of year was canceled due to COVID-19 pandemic.
- Herd bats hit 150th home run during coach Smith Lyon's tenure in game two vs. Bellarmine on March 27. It was just the 103rd game of her time at Marshall.
- MU has hit 193 home runs in 135 games in tenure, an average of 1.43 per game. 19 different players have hit a HR in that span.
- Became the fastest coach in program history to reach 50 wins (76 games) with 8-0 victory over Rhode Island on Feb. 23, 2020.
- Won 1st game with the Herd in MU debut vs. UC-Riverside, 5-2 win (Feb. 8). Went 4-1 during the first tournament at the helm for Marshall.
- Earned 400th career coaching win Feb. 16, 2019 with 10-1 victory over Presbyterian. Herd also tied single-game, program record with 5 HRs in the win.
- Spent the past nine seasons as the head coach at Kansas University. Recorded six 30+ win seasons including a 40-15 mark in 2015. Finished with 273 wins.
- Took the Jayhawks to NCAA Regionals in 2014 & 2015. In 2015 the team spent 7-consecutive weeks ranked in the top 25.
- Kansas led the Big 12 and the nation with a conference record .345 batting average. Also set team records with a .979 fielding percentage in 2014 (2nd highest nationally), and 60 home runs in 2011.
- Team sported a 20-game winning streak in 2012.
- Boasted an 11.5 game won-loss record improvement in 2011 from the year before, the 16th-best turnaround in NCAA history. Kansas opened the season with a 26-3 record, the best start in program history.
- While at Kansas, the Jayhawks had one All-American, one Academic All-American, 20 All-Big 12 selections, 20 NFCA All-Region selections, 50 All-Big 12 Academic Team honorees, three Big 12 Scholar Athletes of the Year and three players taken in the NPF Draft.
- Actually coached against Marshall in her first season at Kansas, during the Florida Lipton Invitational hosted by the Florida Gators. Marshall won the first matchup 7-3 on Feb. 19 and then the Jayhawks won the second contest, also by a score of 7-3, on Feb. 21.
- Started the softball program at Western Carolina and finished with a 41-20 record in the first season (2006) and a 16-4 Southern Conference mark and was named SoCon Coach of the Year. The Catamounts won regular season title along with 6 players named all-conference (5 1st team), 2 All-Region 2nd team and the 2006 Pitcher of the Year (Mendy McKenzie). Western Carolina broke conference single season home run record with 81 and ranked 3rd in NCAA in home runs per game, 14th in slugging percentage and 19th in scoring.
- Spent two seasons as the head coach at Young Harris and had a 79-41 record. Finished as the NJCAA Regional Runner-up both years.
- Prior to coaching at Kansas, spent three seasons as an assistant at LSU under Yvette Girouard. Tigers won the 2007 SEC Tournament, the Stanford Regional in the NCAA Tournament and finished the year with 55 wins. LSU ended the regular season 3rd in the ESPN/USA Today Poll.
- Also an assistant coach at Charlotte in 2003 and for her alma mater UNC in 2004. The Tar Heels made the NCAA Tournament (Waco regional) that season.
- Played third base at UNC for Donna J. Papa from 1996-99. Still listed fifth all-time in career assists with 380. Team finished first in the ACC in 1996 and 1998. Won 30+ games in a season three times, record of 125-106 during playing days.
- Also played against Marshall three times as a player at UNC. The Tar Heels won two of the three games. UNC won the first 3-2 on Feb. 25, 1996. Marshall won the second, 1-0, Feb. 21, 1997. UNC took the third one, 8-0 on March 14, 1997.
- Married assistant coach Corey Lyon on May 22, 2020.



Assistant Coach Corey Lyon, 4th Season (Coaching 3rd Base)

- Has helped push Marshall to powerful offensive threat. MU has hit 193 home runs in 135 games in tenure. Herd led NCAA in 2020 in home runs per game at 1.92.
- Helped lead Herd to one of its largest win-improvements in team history with a offensive record-breaking season in 2019.
- Marshall tied or broke a total of 30 records in 2019.
- Spent the past four seasons as the head coach at UL-Monroe.
- Warhawks totaled 111 wins including two 30+ win seasons.
- During tenure had 10 players named to the All-Sun Belt Conference teams, two NFCA All-Region selections and six players chosen by the Louisiana Sports Writers Association for All-Louisiana recognition. Team earned the Sun Belt Conference Team GPA Award in 2015 & 2016.
- Broke several school offensive records including team batting average, RBI in a season, runs scored in a season, hit by pitches in a season, team slugging percentage, on base percentage and most runs scored in a game. Finished 2018 season in the top 30 in the nation in batting average, scoring and stolen bases.
- In 2015, UL-Monroe finished second in the country with 143 stolen bases. Just 10 steals behind Marshall for the top spot.
- Also coached at Southern Arkansas University (2011-14) and led program to its first winning season in 9 years. 90 wins in 3 years was the most in program history over a 3-year span. The Lady Muleriders set 31 school records and won the 2014 Great American Conference Tournament to qualify for the 1st Division II NCAA Tournament in program history.
- Previous coaching experience includes four seasons at Paris Junior College (Texas) where he compiled a 125-53 record.
- Married head coach Megan Smith on May 22, 2020



Assistant Coach Maddie Holub, 4th Season

- Helped direct of the biggest win-turnarounds in program history in 2019, a return to the C-USA Championship game and first trip to the NISC.
- Coached Marshall's pitching staff to break a 22-year old team record with 16 shutouts in 2019. Herd has total of 26 shutouts during tenure.
- Mentored Abigail Tolbert in senior season who was named Second Team All-C-USA and to C-USA All-Tournament Team in 2019.
- Was named to the Fort Hays State Athletics Hall of Fame in October of 2019.
- Spent the previous four seasons before coming to Marshall as the pitching coach at Saint Leo University (Saint Leo, Fla.).
- Helped the Lions to back-to-back NCAA Division II postseason appearances and reached the World Series in 2018.
- Saint Leo never won fewer than 37 games during her tenure. Coached Stephanie Adkins who won back-to-back Sunshine State Conference Pitcher of the Year honors. Team also featured five pitchers in a three-year span named all-conference. Her pitching staff ERAs stayed below 2.04 during all four years. Highlighted by a 0.93 staff ERA in 2016 that garnered the National Statistical Championship. Team averaged 16 shutouts per season.
- Prior to Saint Leo, Maddie coached at Fort Hays State, her alma mater. The Tigers were ranked as high as No. 13 in the country during time on staff.
- Also coached overseas in Collecchio, Italy with the Collecchio Softball 17U and 10U squads.
- Still holds career records at Fort Hays State as a pitcher and hitter with hits (255), runs scored (183), RBI (160), home runs (46), wins (77) and strikeouts (974). Her name also appears in many other top-10 categories. She tossed 7 no-hitter and shared in an 8th. Contributed to 2 perfect games.
- 4-time all-conference honors as well as the Mid-America Intercollegiate Athletics Association Player and Pitcher of the Year as a senior in 2013.



Volunteer Assistant Sam Boone, 2nd season (Coaching First base)

- 2nd season on the Herd staff. Assists in all capacities with practice, travel and video.
- Herd hit 50 home runs and 60 doubles, slugged .538 (2nd-best in team history), during 1st season with the team in 2021.
- Former Marshall baseball player from 2017-19. Appeared in 24 games as a relief pitcher.
- After playing career, was assistant baseball coach and recruiting coordinator at Shoreline Community College. Also instructor at Base by Pros in Lynnwood, Wash., in charge of research and development on the pitching front, while giving lessons to athletes.
- Appeared in three games in 2017 before season-ending injury, had five strikeouts in three innings. Season-high 2 Ks at Georgia State & Virginia Tech.
- In 2018, appeared in 7 games working his way back from Tommy John Surgery. Season-high 3 Ks vs. Ohio & WVU. Pitched 3.2 innings vs. Ohio, allowing one run & one hit.
- In 2019, appeared in 14 games all out of the bullpen. Did not give up an earned run in his first 8 appearances, total of 11 innings pitched. Finished season with 19 Ks in 15.1 innings. Record a win against Iona (Feb. 23) and a save vs. Eastern Michigan (March 9).
- Prior to playing for Herd, spent 2015 season at Washington State and then 2016 at Shoreline Community College (Washington).
- For Washington State, appeared in 2 games with 1 total inning and 2 strikeouts.
- With Shoreline Community College, started all 6 of his appearances, pitched 37.2 innings with a 3.34 ERA and 47 strikeouts, 2-3 record.

HERD NOTES

Nester Dominates Camel Stampede, Named C-USA Pitcher of the Week Second Time

Sydney Nester has been on a tear to begin her career at Marshall. At the Camel Stampede Nester tossed 29 more strikeouts in 16 innings through three appearances. She started against Kent State on Friday and finished with 12 strikeouts, allowed two hits, one run and took the loss as the Herd fell 1-0. Nester came in against Howard on Saturday in the sixth inning, got Marshall out of a jam and finished with four more strikeouts in two innings, out of six batters faced. In the final game of the weekend against the home team, Campbell, Nester blew down the Camels with 13 strikeouts tying her season-high. The win was her fifth of the year and her fifth game with 10 or more strikeouts. Nester had four games of 10+ Ks in three years at NC State.

Nester has 81 strikeouts through her first 10 appearances. The Herd record for the quickest to get to 100 strikeouts to begin a season belongs to Jordan Dixon. In 2015, Dixon reached the century mark on Feb. 21 against Auburn. Number 100 came on the very first batter in the first inning of her 12th outing. She reached it in 63 innings.

Marshall Offense Explodes Versus Howard

In the Herd's first game against Howard at the Camel Stampede, Marshall rebounded from a 1-0 loss to Kent State by scoring 15 runs off 14 hits in a 15-2 win over the Bison. The 15 runs tied for the fourth-most in a game in team history. Of the 14 hits, none left the park and there were just three doubles.

The Herd scored 10 runs in the first inning off eight hits with 14 batters coming to the plate. It was the third time since 2000 that Marshall scored double-digit runs in an inning and the first since putting up 11 in the first inning on March 6, 2010, versus Delaware at Dot Hicks Field. Marshall's eight hits are tied for the second-most in an inning since 2000, and the most since tallying eight in the fifth inning on May 2, 2018, at Louisville.

Pye Goes Deep Twice on Saturday at Camel Stampede

Fifth-year senior Saige Pye helped the Herd slug its way to two more wins on the final day of the Camel Stampede. Pye belted a towering shot in the top of the seventh against Howard that felt as if it was in the air for an eternity, before finally falling beyond the wall in left. The three-run shot gave the Herd a 7-2 lead on the way to a 9-2 victory.

Against Campbell, Pye launched another homer that cleared the wall a lot faster for a two-run bomb in the fifth. Marshall was leading the home team 3-2 before the blast and went on to win 6-3. Pye has now hit 19 home runs in her collegiate career with 18 coming in a Marshall uniform. Her first collegiate homer came in 2018 against Pitt as a freshman at Georgia Tech.

Love Has a Day at the Plate

On Friday against Howard at the Camel Stampede, freshman Lauren Love finished the day 4-for-4 at the plate with three runs and three RBI. In the 10-run first inning, Love had two hits and scored twice as well. She was one of three players to reach base twice in the inning with Mya Stevenson and Katie Adams the others. Love continued in the third inning with a leadoff single to center and then scored on a double from Stevenson. Love's final at bat came in the fourth and this time she ripped a double to right-center that scored Alex Coleman for the Herd's 15th run of the game.

Lauren Love is the first Marshall freshman to have four hits in a game since Mya Stevenson hit for the cycle at Charlotte on March 16, 2019, and the ninth to achieve the mark since 2000.

Freshmen with 4 Hits in a Game Since 2000

Dana Black vs. Liberty, Feb. 24, 2001
Sierra Davenport at Toledo, April 7, 2001
Amanda Williams vs. Winthrop, March 16, 2003
Deanna Tourville vs. Ohio, April 16, 2005
Rachel Folden at Ball State, April 25, 2005
Jocelyn Bitner at Memphis, April 29, 2006
Elicia D'Orazio at Charlotte, March 22, 2015
Mya Stevenson at Charlotte, March 16, 2019
Lauren Love vs. Howard, Feb. 25, 2022

Welcome to NCAA Softball Bub Feringa

Freshman Bub Feringa had made two appearances in the circle before getting her first shot at the plate with an at bat. Feringa starred both as a pitcher and a hitter at Cactus High School in Glendale, Arizona. Her first plate appearance came with a pinch hit in the top of the seventh against Coastal Carolina.

With a 1-1 count, Feringa belted a two-run home run out to right-center, two runs that proved to be the difference after the Chanticleers put together a furious comeback in the bottom of the seventh. Feringa joined exclusive company in Marshall softball history, becoming just the fifth player since 2000 to begin a career with a home run in their very first plate appearance, and the first since 2016.

Home Runs in First Plate Appearance

Amanda Lara - Feb. 11, 2011 vs. USF (lost 8-4)
opened the game with a solo shot, only HR of MUSB career
Taylor Winton - Feb. 11, 2011 vs. USF (lost 8-4)
entered to pinch hit in the seventh, solo shot, 8 career HRs
Taylor Estes - Feb. 28, 2014 at Coastal Carolina (lost 10-1)
entered to pinch hit in the fifth, solo shot, only HR of career
Briana Daiss - Feb. 14, 2016 vs. Alabama State (Won 4-2)
entered to pinch hit in the bottom of the eighth with the game

tied at 2-2, hit a walkoff 2-run HR, 26 career HRs
Bub Feringa - Feb. 19, 2022 at Coastal Carolina (Won 9-7)
entered to pinch hit, drove in Kay Kenney

Kenney Takes Advantage

Sophomore Kay Kenney entered the Herd's Saturday game against South Carolina off the bench to fill in for an injury after Madison Whitaker went down. Lauren Love was in left field and moved to the infield, and Kenney took left. With her first at bat against the Gamecocks in the third, and two outs, Kenney sent a screamer over the fence in center for a 3-run home run. It was the second homer of her young career. She finished the game with two hits and a hit-by-pitch. Kenney started the nightcap against Coastal Carolina and had an RBI double and scored a run. Against Fordham, the Highland Village, Texas, native reached on a walk and scored as well.

Adams Ends Slump with a BANG

Fifth-year senior Katie Adams was experiencing an early season slump through the Battle at the Beach (Feb. 18-20), going 0-for-12 through the first four games. She only reached base with a hit-by-pitch in the second game against Coastal Carolina and later scored a run. Several times through the first four games, Adams made solid contact but unfortunately for her, the ball went straight to a defender who made the play. Finally, in the last game of the weekend against Fordham, Adams came to the plate in the third with the bases loaded. On an 0-2 count, Adams cranked a shot to right-center for a grand slam. It was the first grand slam of the season for Marshall and the first of Adams' career. Marshall went on to win 8-0.

Nester Dominates Buzz Classic, Named C-USA Pitcher of the Week

Redshirt junior, and transfer from North Carolina State, Sydney Nester announced her arrival to the Herd like a buzzsaw going through the opposing batters at the Buzz Classic, Feb. 11-12. Nester finished the weekend 3-0 with 25 strikeouts and did not allow a run across 14 innings. She gave up just six hits, one walk, one hit batter and an opponent batting average of .125.

Nester started off with 13 strikeouts in six innings against Saint Joseph's, just two away from her career-high. She earned her first Herd win with the complete-game, 8-0 shutout. Nester kept it going with 11 more strikeouts on Saturday with another shutout against Villanova. She retired the final eight batters of the game as the Herd won 8-0 in five innings. Finally, Nester pitched the final three innings of Marshall's comeback win over Saint Joseph's Saturday night. She struck out one more batter and allowed only two baserunners.

Nester became the Herd's first pitcher to throw double-digit strikeouts in a game since Jordan Dixon fanned 10 on April 21, 2017, at Virginia Tech. Nester became the first Marshall pitcher to win her first three outings of the season since Dixon accomplished the feat in 2015. The right-hander also became the first Herd pitcher since 2000 (single game records are incomplete prior to 2000) to open a season with back-to-back double-digit strikeout performances. Dixon was the last to tally 10 or more Ks in back-to-back games, sitting down 10 versus Hampton and then 10 more against Towson in a doubleheader at the Tar Heel Classic on Feb. 25, 2017.

Racing Each Other to Chase Down History

Fifth-year senior Aly Harrell and senior Mya Stevenson continue to battle their way up the Marshall career home run charts. Stevenson currently leads the friendly battle with 43, while Harrell is right behind with 42. Stevenson is second and Harrell is third. Since 2021, the two players have kept trading spots on who is the Herd's active leader. Harrell and Stevenson entered the 2022 season tied at 40. Harrell took the lead first with No. 41 in the opener against Saint Joseph's. Stevenson later tied Harrell in the same game, and then took the lead the next day against Villanova. However, both players are still chasing down the Herd's all-time leader in four-time All-American, and Marshall Athletics Hall of Famer, Rachel Folden (2005-08) who finished with 58.

Marshall's All-Time Home Run Leaders

1. Rachel Folden - 58 (225 games 2005-08, avg. 1 HR/3.88 games)
2. Mya Stevenson - 43 (132 games 2019-Pres., avg. 1 HR/3.07 games)
3. Aly Harrell - 42 (180 games 2018-Pres., avg. 1 HR/4.29 games)

Herd Ties MU Single Game HR Record...Again

Marshall opened 2022 with five home runs against Saint Joseph's, an all-time best in a season-opener, and tied the program record for a single game. It was the fifth time in team history that the mark has been reached, and the fourth time under Head Coach Megan Smith Lyon. Katie Adams got it started with a solo shot in the second to left-center. Aly Harrell belted a solo homer in the fourth to almost the same spot as Adams. Madison Whitaker opened a high-scoring inning for MU in the fifth with a two-run, laser line drive over the wall in center. Saige Pye smashed the fourth homer of the game with a 3-run blast, also in the fifth, off the foul pole in left. Mya Stevenson hit a solo shot to right to tie the record and end the game, 8-0, in the sixth.

Games with Five Home Runs

April 9, 2014 at Northern Kentucky (game 1 of DH)
- Shaelynn Braxton (3), Savannah Webster (1), Raquel Escareno (1)
Feb. 16, 2019 vs. Presbyterian
- Aly Harrell (2), Mya Stevenson (1), Sierra Huerta (1), Hannah Giammarino (1)
Feb. 28, 2020 vs. Delaware State
- Mya Stevenson (2), Sierra Huerta (2), Saige Pye (1)

2022 NUMBERS

Multi-Hit Games

Name	2022	3+	'22-best	Career total
Harrell	4	--	2 (4x)	45
Stevenson	3	--	2 (3x)	36
Owen	2	--	2 (2x)	26 (24 at GWU)
Pye	2	--	2 (2x)	25
Adams	2	--	2 (2x)	22
Chelemen	2	--	2 (2x)	17
Whitaker	1	--	2	24 (22 at WSU)
Love	1	1	4	1
Kenney	1	--	2	1
Lucas	1	--	2	1
Brown	--	--	--	26
Michallas	--	--	--	1 (at Akkr.)

*career-high or tied career-high

Multi-Runs Scored Games

Name	2022	3+	'22-best	Career total
Harrell	2	--	2 (2x)	19
Pye	2	--	2 (2x)	9
Love	2	1	3	2
Stevenson	1	--	2	25
Adams	1	1	3	4
Coleman	1	--	2	1
Owen	--	--	--	18 (at GWU)
Chelemen	--	--	--	10
Brown	--	--	--	7
Whitaker	--	--	--	6 (5 at WSU)
Kenney	--	--	--	1
Michallas	--	--	--	1

*career-high or tied career-high

Multi-RBI Games

Name	2022	3+	'22-best	Career total
Pye	4	2	4	18
Stevenson	2	1	3	30
Adams	2	1	4	16
Michallas	2	--	2 (2x)	4
Love	2	1	3	2
Whitaker	1	--	2	14 (12 at WSU)
Chelemen	1	--	2	6
Kenney	1	1	3	2
Feringa	1	--	2	1
Coleman	1	--	2	1
Lucas	1	--	2	1
Harrell	1	--	2	35
Owen	--	--	--	16 (at GWU)
Brown	--	--	--	4

*career-high or tied career-high

Hitting Streaks

Name	'22-best	Current	Career-best
Harrell	7	1	7 (2020 & '22)
Pye	4	4	12 (2021)
Whitaker	4	--	6 (2019)
Love	4	1	4
Michallas	3	3	3 (2022)
Stevenson	3	--	10 (2019 & '21)
Chelemen	3	--	6 (2021)
Owen	2 (2x)	--	6 (3x in 2019)
Adams	2	1	10 (2020)
Kenney	2	1	2 (2022)
Feringa	2	1	2
Lucas	2	--	2
Brown	--	--	6 (2019)

Reaching Base Streaks

Name	'22-best	Current	Career-best
Harrell	11	11	24 (2019)
Pye	9	9	24 (2020)
Michallas	7	7	7 (2022)
Adams	6	6	15 (2020)
Lucas	6	6	6
Love	4 (2x)	4	4
Whitaker	4	4	6 (2021)
Kenney	4	1	4 (2022)
Stevenson	3	--	22 (2019 & '20)
Owen	3	2	15 (2019)
Chelemen	3 (2x)	--	9 (2020 & '21)
Feringa	2 (2x)	2	2
Ulrich	1	1	1
Brown	--	--	19 (2020)

Scoring a Run Streaks

Name	'22-best	Current	Career-best
Pye	3	3	4 (2020)
Love	3	3	3
Harrell	3	3	6 (2021)
Kenney	3	--	4 (2021)
Michallas	2 (2x)	2	2 (2022)
Feringa	2	2	2
Stevenson	2 (3x)	--	7 (2019)
Owen	2	1	6 (2019 & '20)
Adams	2 (3x)	--	3 (2020)
Chelemen	2	--	4 (2020 & '21)
Lee	2	1	2
Ulrich	2	--	2
Lucas	2	--	2
Whitaker	1	--	6 (2019)
Brown	1	--	4 (2019)
Coleman	1	--	1

HERD NOTES

March 11, 2020 at No. 11 Kentucky

- Saige Pye (2), Katie Adams (1), Grace Chelemen (1), Sierra Huerta (1)

Love Comes Up Clutch

Marshall freshman Lauren Love came through in two big moments for the Herd during the Buzz Classic. In her first collegiate plate appearance, Love came in to pinch hit in the top of the fifth inning with a runner at second, two outs, and Marshall facing the mercy rule trailing Villanova 8-0. If the Herd wanted a chance to move the game on to try and comeback, it needed at least one run. Love stepped to the plate facing preseason All-American Paige Rauch and battled with the fifth-year senior for a 10-pitch at bat. On the 10th pitch, Love delivered a base hit into centerfield that scored fellow freshman Brooklyn Ulrich from second. Unfortunately, the Herd allowed the Wildcats to score one more run in the bottom of the fifth to end the game, 9-1.

Love was not done with her clutch hits. Against Saint Joseph's on Saturday night, Love came to the plate in the top of the sixth with classmate Alex Coleman at second, two away, and the Herd trailing 4-3. Love took the first pitch of the at bat over the fence in right for her first career home run. The 2-run shot gave Marshall the lead, 5-4, as the Herd went on to win 6-4.

Marshall at Georgia Tech Sunday Contest Canceled

Marshall softball's team bus was involved in an accident following the Thundering Herd's 6-4 win over Saint Joseph's, Saturday night (Feb. 12) at the Buzz Classic in Atlanta.

Two individuals from the travel party were treated for minor, non-life threatening injuries and released from a local hospital Sunday morning following the accident.

Out of an abundance of caution, Marshall and Georgia Tech have made the decision to cancel today's scheduled 1 p.m. game and the Thundering Herd will return to Huntington later today (Feb. 13).

Season Outlook

Marshall finished the 2021 season with a 20-13 record. Despite also playing two games in the Conference USA Tournament, the Herd played fewer games last season than any other league team due to COVID and scheduling restrictions. UTEP, who did not make the postseason tourney, played the next fewest at 37.

Coming off the 2021 season, Marshall looks to replace departed veterans Blakely Burch, Sierra Huerta, Laney Jones and Megan Stauffer.

However, the Herd returns an experienced, and very dangerous lineup. Back for another round with the Green & White are fifth year seniors Aly Harrell, Katie Adams, Armani Brown, Saige Pye and Madison Whitaker. Followed next by seniors Mya Stevenson, Grace Chelemen and Camryn Michallas. Redshirt junior pitcher Cailey Joyce returns after her first season in Huntington in 2021. Junior pitcher Ashley Blessin and sophomores Kay Kenney and Brianna McCown are back as well. Amaya Lee returns after missing all of 2021 with a shoulder injury.

Newcomers to town are led by two transfers in redshirt juniors Sydney Nester and Autumn Owen. Nester, a right-handed pitcher, starred for North Carolina State for three seasons. Owen, a catcher, comes from Gardner-Webb where she nearly rewrote the record book as a freshman in 2019. Owen missed all of last season with an injury. Both Nester and Owen have two years of eligibility remaining.

The freshman class brings six new faces that possess great talent, add incredible depth, and keep the future looking bright for MUSB. The new class consists of four infielders in Laney and Lauren Love (Matthews, N.C.), Rielly Lucas (Huntington, W.Va.), and Brooklyn Ulrich (Mesa, Ariz.). Alex Coleman (Asheboro, N.C.) is an outfielder and Bub Feringa (Glendale, Ariz.) is a pitcher and a hitter.

Sister Sister

Throughout Marshall Softball's history, there has been a family connection. Laney and Lauren Love add to that rich history. The freshmen from Matthews, N.C., are the seventh set of sisters to suit up for the Herd, and the second set of twins. However, the two do not quite share the same birthday. Laney was born on December 31, 2002. Lauren was born on January 1, 2003. Both are talented infielders who piled up accolades during their respective prep careers at Porter Ridge High School.

Marshall's first set of twins were Amanda and Jessica Williams who played from 2003-06. Both players reside in the Marshall Athletics Hall of Fame.

MUSB's History of Sisters

Heather (1994-95), Hallie (1994-96) & Callie (1996) Michaelis
Sarah (2002-04) & Amanda Chamberlain (2004-05)
Randi (2002-05) & Kelly Nielson (2008-09)
Amanda & Jessica Williams (2003-06)
Tarah (2004-06) & Autumn Mitchell (2006-09)
Kristina (2012-15) & Shaelynn Braxton (2013-15, '17)
Laney & Lauren Love (2022-)

Harrell, Stevenson and Pye Preseason All-C-USA

Aly Harrell, Saige Pye and Mya Stevenson selected to the Preseason All-Conference USA Team. All three players were selected prior to the 2021 season as well. The Herd was picked to finish fifth overall in the coaches' poll.

Harrell enters her fifth season at Marshall after being granted the additional year with the 2020 COVID season. Harrell led the Herd

in 2021 in batting average (.415), hits (39), home runs (10), RBI (29), total bases (77), slugging percentage (.819) and on base percentage (.526). The power hitter with the great eye at the plate, struck out only three times in 94 at bats over 30 games played in 2021. The Gahanna, Ohio, native continued her assault on the Marshall record books as well, ranking in the top 10 all-time in 11 offensive categories and three defensive. Harrell is tops all-time in career on base percentage at .547. She is second in walks (131) to four-time All-American Rachel Folden (2005-08). Harrell was named First Team All-C-USA and First Team All-Mideast Region.

Harrell and Stevenson have been in a friendly battle, rising up the home run charts as both players set their sights on Folden's record of 58. Harrell and Stevenson ended the 2021 season with 40 homers each, good for second all-time. Harrell hit her 40th of her career at Charlotte on May 8, with a two-run blast to right field. Stevenson launched two shots in the Conference USA Tournament to catch back up and tie Harrell once again.

Stevenson was one of just two players to play in all 33 games last season, starting in 32. She struggled early but exploded in conference play. Stevenson ended the season batting .293 with 29 hits, 27 runs scored (led team), eight doubles, eight home runs, 20 RBI and slugged .616. During the 16 league games in 2021, the slugger hit .385 with 20 hits, 13 runs, seven doubles, three homers and slugged .692. Along with being tied for second all-time at Marshall in home runs, Stevenson's name can also be found throughout the record book. The Mesquite, Texas, native enters her fourth season second in slugging percentage (.755). Last year Stevenson became the 13th member of the Marshall 100 RBI Club, with a bomb at Chattanooga and currently as 114 good for 10th. She was named Second Team All-C-USA in 2021.

Pye enters her third season with the Herd and her fifth year of collegiate action, also being granted the extra year after the 2020 COVID season. Pye's bat has been a key factor in Marshall's offense since she transferred to Huntington before the 2020 season from Georgia Tech. Last season, Pye hit .395 with 34 hits, 14 runs, five doubles, six home runs, 23 RBI, slugged .663 and had a .459 on base percentage. The Stockton, California, native also went off in league action beginning with a great series against Florida Atlantic. In the three games played, Pye hit .462 (6-of-13) with nine RBI. She tied the program single-game record with three doubles in game three of the series, and her third double drove in two runs in the bottom of the seventh to tie the game. Harrell won it in the ninth. Pye had a 12-game hitting streak toward the end of the season and reached base safely in the final 18 games. She was named First Team All-C-USA and Third Team All-Mideast Region.

PRESEASON PLAYER OF THE YEAR

Bailey Vannoy, Charlotte (SR., Catcher/Outfielder)

PRESEASON PITCHER OF THE YEAR

Shelby Nunn, WKU (Fifth Year SR., RHP)

PRESEASON ALL-CONFERENCE TEAM

Pitcher: Janie Worthington, North Texas

Pitcher: Corrina Dodd, Middle Tennessee

Pitcher: Shelby Nunn, WKU

Catcher: Sierra Frazier, UAB

Catcher: Bailey Vannoy, Charlotte

Infielder: Aly Harrell, Marshall

Infielder: Tata Davis, Southern Miss

Infielder: Cori Henderson, Charlotte

Infielder: Tayla Evans, North Texas

Infielder: Maddie Bowlds, WKU

Infielder: Kourtney Gremillion, Charlotte*

Outfielder: Destini Brown, Southern Miss

Outfielder: Mya Stevenson, Marshall

Outfielder: Taylor Davis, WKU

Outfielder: Kelci Hill, Middle Tennessee

DP/Utility: Saige Pye, Marshall

(*16 Total- sixth infielder due to a tie in votes)

Herd Picked 5th in Preseason Coaches' Poll

Conference USA announced the preseason coaches' poll on Tuesday with the season debut coming in just a few days. Marshall came in fifth overall out of the league's 12 teams. The top eight teams earn a bid to the C-USA Tournament set for May 11-14 in Denton, Texas, hosted by North Texas (who was picked second).

PREDICTED ORDER OF FINISH (Division)

1. Charlotte (East)
2. North Texas (West)
3. WKU (East) - 2021 Tournament Champions
4. UAB (West)
5. Marshall (East)
6. Middle Tennessee (East)
7. LA Tech (West)
8. FIU (East)
9. Southern Miss (West)
10. UTSA (West)
11. UTEP (West)
12. Florida Atlantic (East)

2022 NUMBERS

Games Reaching Base Safely

Name	2022	2+	Career
Harrell	12	10	162
Pye	12	6	*62
Love	10	5	10
Adams	9	8	96
Stevenson	8	7	106
Michallas	8	--	*13
Chelemen	7	3	*52
Owen	7	2	*7
Kenney	6	2	8
Lucas	6	2	6
Whitaker	4	2	*21
Feringa	4	1	4
Coleman	1	1	1
Ulrich	1	--	1

* at Marshall

Games With a Hit

Name	2022	2+	Career/2+
Harrell	10	4	118/45
Pye	9	2	51/25
Love	8	1	8/1
Stevenson	7	3	84/36
Michallas	7	--	15/1
Adams	6	2	70/22
Owen	6	2	60/26
Chelemen	5	2	39/17
Whitaker	4	1	66/24
Kenney	4	1	7/1
Feringa	3	--	3/0
Lucas	3	1	3/1
Coleman	1	--	1/0
Brown	--	--	68/26

Games With a Run Scored

Name	2022	2+	Career/2+
Pye	8	2	37/9
Harrell	7	2	88/19
Stevenson	7	1	73/25
Adams	7	1	34/4
Love	6	2	6/2
Chelemen	5	--	42/10
Owen	4	--	49/18
Michallas	4	--	13/1
Kenney	4	--	9/1
Lee	4	--	4/0
Coleman	3	1	3/1
Feringa	3	--	3/0
Lucas	3	--	3/0
Whitaker	2	--	39/6
Ulrich	2	--	2/0
Brown	1	--	51/7

Games With a RBI

Name	2022	2+	Career/2+
Harrell	6	1	85/35
Stevenson	6	2	59/30
Adams	6	2	42/16
Pye	5	4	30/18
Love	4	2	4/2
Owen	3	--	45/16
Chelemen	3	1	17/6
Michallas	3	2	11/4
Feringa	3	1	3/1
Kenney	2	1	5/2
Lucas	2	1	2/1
Coleman	1	1	1/1
Whitaker	1	1	34/14
Brown	--	--	18/4

#LookUpAndSayGoodbye

2022 Bomb Counter - 16

In 2021 Marshall finished tops in C-USA, and 12th in the NCAA in home runs per game with 1.52. And the glow ball continues to fly in 2022. 13 games into the season, the Herd is 25th in the nation in home runs per game with 1.23, tops in C-USA. Marshall opened 2022 tying the single-game program record with against Saint Joseph's in an 8-0 win. It was the fifth time in team history with five bombs in a single game, and the fourth under head coach Megan Smith Lyon.

Under coach Smith Lyon and her staff, Marshall has hit 193 home runs in 135 games, an average of 1.43 balls leaving the park per game. 19 different players have hit at least one home run since 2019.

Player	2022	Career	2022 Grand Slams	Player	Opponent	Career
Saige Pye	4	19 (1 at GT)		Katie Adams	vs. Fordham (2/20)	1
Mya Stevenson	3	43				
Aly Harrell	2	42				
Katie Adams	2	9				
Madison Whitaker	1	10 (8 at WSU)				
Autumn Owen	1	18 (17 at GWU)				
Kay Kay Kenney	1	2				
Lauren Love	1	1				
Bub Feringa	1	1				

2022 Games and home runs hit - inning hit in ()

* - tied team single-game record

Date	Opponent	Hitters - inning hit in ()	Game Total	Season Total
Feb. 11	vs. Saint Joseph's	Adams (2nd), Harrell (4th), Whitaker (5th), Pye (5th), Stevenson (6th)	5*	5
Feb. 11	vs. Villanova		0	5
Feb. 12	vs. Villanova	Stevenson (1st)	1	6
Feb. 12	vs. Saint Joseph's	Love (6th)	1	7
Feb. 18	vs. South Carolina		0	7
Feb. 18	at Coastal Carolina	Harrell (1st), Pye (3rd)	2	9
Feb. 19	vs. South Carolina	Kenney (3rd)	1	10
Feb. 19	at Coastal Carolina	Owen (4th), Stevenson (7th), Feringa (7th)	3	13
Feb. 20	vs. Fordham	Adams (3rd)	1	14
Feb. 25	vs. Kent State		0	14
Feb. 25	vs. Howard		0	14
Feb. 26	vs. Howard	Pye (7th)	1	15
Feb. 26	at Campbell	Pye (5th)	1	16

Home Runs Per Inning	
First	2
Second	1
Third	3
Fourth	2
Fifth	3
Sixth	2
Seventh	3

Home Runs Location	
Dot Hicks Field	N/A
Away	N/A
Neutral	14
9 games - 1.56 per game	
at Buzz Classic	7
at Battle at the Beach	7
at Camel Stampede	2

Solo	6
2-run	5
3-run	4
Grand Slam	1
Led off Inning	4
With Two Outs	4
Back-2-Back	0



Autumn Owen headed for home plate after hitting her 1st HR with Marshall. Photo courtesy of David Dermer



Mya Stevenson after crushing her 43rd career HR over the light tower in left. Photo courtesy of David Dermer

MILESTONE WATCH

200 Career Starts	
Aly Harrell	175 (180 games played)
150 Career Starts	
Mya Stevenson	129 (132 games played)
Madison Whitaker	124 (137 games played)
Armani Brown	123 (136 games played)
100 Career Starts	
Katie Adams	95 (139 games played)
Autumn Owen	90 (92 games played)
Saige Pye	69 (95 games played)
Grace Chelemen	63 (105 games played)
200 Career Hits	
Aly Harrell	174
150 Career Hits	
Mya Stevenson	125
100 Career Hits	
Armani Brown	97
Madison Whitaker	100 (86 at WSU, 14 at MU)
Reached 100 at Coastal Carolina 2/18/22	
Autumn Owen	96 (88 at GWU, 8 at MU)
Katie Adams	95
Saige Pye	85 (3 at GT, 82 at MU)
Grace Chelemen	61 (1 at Mich., 60 at MU)
100 Career Runs	
Aly Harrell	109
Reached 100 vs. LA Tech 5/12/21	
Mya Stevenson	100
Reached 100 vs. Howard 2/26/22	
50 Career Runs	
Madison Whitaker	51 (43 at WSU, 6 at MU)
Reached 50 on 2-run HR vs. Saint Joseph's 2/11/22	
Grace Chelemen	52 (10 at Mich., 42 at MU)
Reached 50 vs. Saint Joseph's 2/12/22	
25 Career Doubles	
Mya Stevenson	26
Reached 25 vs. Fordham 2/20/22	
Katie Adams	24
Madison Whitaker	20 (16 at WSU, 4 at MU)
Autumn Owen	20 (19 at GWU, 1 at MU)
10 Career Triples	
Autumn Owen	8
50 Career Home Runs	
Mya Stevenson	43
Aly Harrell	42
20 Career Home Runs	
Saige Pye	19 (1 at GT, 18 at MU)
Autumn Owen	18 (17 at GWU, 1 at MU)
10 Career Home Runs	
Madison Whitaker	10 (8 at WSU, 2 at MU)
Reached 10 with 2-run shot vs. Saint Joseph's 2/11/22	
Katie Adams	9
150 Career RBI	
Aly Harrell	140
Mya Stevenson	123
100 Career RBI	
Autumn Owen	75 (72 at GWU, 3 at MU)
40 Career Wins	
Sydney Nester	36 (31 at NCST, 5 at MU)
20 Career Wins	
Cailey Joyce	15 (8 at LaSalle, 7 at MU)
100 Career Appearances	
Sydney Nester	93 (83 at NCST, 10 at MU)
50 Career Starts	
Sydney Nester	53 (46 at NCST, 7 at MU)
Reached 50 vs. South Carolina 2/19/22	
Cailey Joyce	32 (16 at LaSalle, 16 at MU)
400 Career Innings Pitched	
Sydney Nester	388.2 (341.0 at NCST, 47.2 at MU)
300 Career Innings Pitched	
Cailey Joyce	253.0 (168.2 at LaSalle, 84.1 at MU)
100 Career Innings Pitched	
Ashley Blessin	88.2
400 Career Strikeouts	
Sydney Nester	425 (344 at NCST, 81 at MU)
Reached 400 vs. Kent State 2/25/22	
150 Career Strikeouts	
Cailey Joyce	140 (91 at LaSalle, 49 at MU)
1,000 Career Putouts	
Aly Harrell	1,009
Reached 1,000 vs. Howard 2/26/22	
500 Career Putouts	
Autumn Owen	461 (449 at GWU, 12 at MU)
250 Career Assists	
Madison Whitaker	217 (193 at WSU, 24 at MU)
Armani Brown	188

RECORD BOOK WATCH

Career	
Batting Average (min. 200 AB)	
1. .451 - Morgan Zerkle 2014-17	
2. .410 - Kaelynn Greene 2013-16	
3. .408 - Saige Pye 2020-Pres.	
4. .405 - Rachel Folden 2005-08	
5. .377 - Aly Harrell 2018-Pres.	
6. .370 - Amanda Williams 2003-06	
7. .355 - Sierra Davenport 2001-04	
8. .352 - Elicia D'Orazio 2015-18	
9. .333 - Jeanne Noble 1994-95	
10. .327 - Jordan Colliflower 2015-18	
11. .327 - Mya Stevenson 2019-Pres.	
12. .321 - Caitlyn Jackson 2007-10	
13. .318 - Joscelyn Bitner 2006-09	
14. .317 - Ashley Gue 2010-13	
15. .312 - Nichole Corrigan 1999-02	
16. .312 - Shaelynn Braxton 2013-15, '17	
17. .311 - Carrie Hinkle 1994-97	
18. .319 - Heather Michaelis 1994-95	
19. .307 - Emileigh Cooper 2012-15	
20. .306 - Katie Adams 2018-Pres.	
21. .305 - Rebecca Gamby 2009-12	
22. .305 - Taylor Thompson 2010-12	
** Grace Chelemen batting .313 with MU - has 195 ABs	

Slugging Percentage (min. 200 AB)	
1. .770 - Rachel Folden 2005-08	
2. .756 - Saige Pye 2020-Pres.	
3. .749 - Mya Stevenson 2019-Pres.	
4. .733 - Aly Harrell 2018-Pres.	
5. .637 - Sierra Huerta 2019-21	

On Base Percentage (min. 200 AB)	
1. .550 - Aly Harrell 2018-Pres.	
2. .519 - Rachel Folden 2005-08	
3. .489 - Morgan Zerkle 2014-17	
4. .487 - Saige Pye 2020-Pres.	
5. .463 - Sierra Huerta 2019-21	
6. .447 - Amanda Williams 2003-06	
7. .439 - Kaelynn Greene 2013-16	
8. .430 - Heather Michaelis 1994-95	
9. .422 - Mya Stevenson 2019-Pres.	
10. .405 - Rebecca Gamby 2009-12	
11. .403 - Savannah Webster 2013-14	
12. .392 - Katie Adams 2018-Pres.	
13. .384 - Alysia Hively 2009-13	
14. .384 - Elicia D'Orazio 2015-18	

** Grace Chelemen .374 OBP% with MU - has 195 ABs	
Toughest to Strikeout (K/AB & min. 200 AB)	
1. .059 - Carrie Hinkle (44 K/743 AB) 1994-97	
2. .062 - Aimee Anderson (22 K/354 AB) 1996-97	
3. .065 - Aly Harrell (30 K/461 AB) 2018-Pres.	
4. .070 - Caitlyn Jackson (46 K/661 AB) 2007-10	

Runs Scored	
10. 114 - Shaelynn Braxton 2013-15, '17	
11. 109 - Aly Harrell 2018-Pres.	
12. 104 - Ashley Gue 2010-13	
13. 102 - Nichole Corrigan 1999-02	
14. 101 - Alianna Telles 2009-12	
15. 100 - Mya Stevenson 2019-Pres.	

Hits	
13. 191 - Alianna Telles 2009-12	
14. 183 - Cristy Waring 1995-98	
15. 183 - Jazmine Valle 2010-13	
16. 179 - Samantha Rodriguez 2005-08	
17. 178 - Taylor McCord 2015-18	
18. 175 - Rebecca Gamby 2009-12	
19. 174 - Aly Harrell 2018-Pres.	
20. 171 - Vanessa Clarkson 1999-02	

Doubles	
5. 42 - Jazmine Valle 2010-13	
42 - Shaelynn Braxton 2013-15, '17	
7. 41 - Alianna Telles 2009-12	
8. 39 - Leigh Wintter 2003-06	
39 - Rebecca Gamby 2009-12	
10. 38 - Aly Harrell 2018-Pres.	
...	
14. 32 - Katalin Lucas 2013-16	
32 - Briana Daiss 2016-19	
16. 28 - Melanie Stoehr 2008-11	
17. 26 - Carrie Hinkle 1994-97	
26 - Jessica Williams 2003-06	
26 - Mya Stevenson 2019-Pres.	
20. 25 - Deanna Tourville 2005-08	
25 - Morgan Zerkle 2014-17	

Home Runs	
1. 58 - Rachel Folden 2005-08	
2. 43 - Mya Stevenson 2019-Pres.	
3. 42 - Aly Harrell 2018-Pres.	
...	
12. 23 - Alysia Hively 2009-13	
13. 21 - Raquel Escareno 2013-16	
14. 20 - Amanda Williams 2003-06	
15. 18 - Deanna Tourville 2005-08	
18 - Taylor McCord 2015-18	
17. 18 - Saige Pye 2020-Pres.	
18. 17 - Melanie Stoehr 2008-11	

RBI	
2. 171 - Shaelynn Braxton 2013-15, '17	
3. 143 - Samantha Rodriguez 2005-08	
4. 142 - Amanda Williams 2003-06	
5. 140 - Aly Harrell 2018-Pres.	
6. 138 - Jazmine Valle 2010-13	
7. 126 - Leigh Wintter 2003-06	
8. 124 - Taylor McCord 2015-18	
9. 123 - Mya Stevenson 2019-Pres.	
10. 116 - Briana Daiss 2016-19	

Total Bases	
3. 381 - Morgan Zerkle 2014-17	
4. 348 - Shaelynn Braxton 2013-15, '17	
5. 338 - Aly Harrell 2018-Pres.	
6. 323 - Alianna Telles 2009-12	
7. 318 - Jazmine Valle 2010-13	
...	
10. 303 - Rebecca Gamby 2009-12	
11. 287 - Elicia D'Orazio 2015-18	
12. 286 - Mya Stevenson 2019-Pres.	
13. 280 - Caitlyn Jackson 2007-10	
14. 277 - Taylor McCord 2015-18	
15. 276 - Leigh Wintter 2003-06	

Walks	
1. 147 - Rachel Folden 2005-08	
2. 142 - Aly Harrell 2018-Pres.	

Intentional Walks	
1. 25 - Rachel Folden 2005-08	
2. 7 - Alianna Telles 2009-12	
3. 6 - Aly Harrell 2018-Pres.	
4. 4 - Katie Adams 2018-Pres.	

HBP	
1. 53 - Marcena Bertoldo 2007-10	
2. 46 - Sierra Huerta 2019-21	
3. 39 - Aly Harrell 2018-Pres.	
4. 38 - Rebecca Gamb 2009-12	
5. 35 - Vanessa Clarkson 1999-02	

Games Reached Base Safely (Hit, BB, IBB, HBP, Error or Fielder's Choice)	
13. 168 - Shaelynn Braxton 2013-15, '17	
14. 164 - Leigh Wintter 2003-06	
15. 161 - Melanie Stoehr 2008-11	
16. 161 - Aly Harrell 2018-Pres.	
17. 158 - Katalin Lucas 2013-16	

Fielding Percentage (min. 200 chances)	
1. .993 - Carrie Michaelis 1996	
2. .990 - Rossana Panuco 1997	
3. .987 - Aly Harrell 2018-Pres.	
4. .985 - Karri Britt 2000-03	
.985 - Allis Webb 2001-04	
.985 - Elizabeth DeShields 2018	

Putouts	
4. 1,146 - Taylor McCord 2015-18	
5. 1,013 - Rachel Folden 2005-08	
6. 1,009 - Aly Harrell 2018-Pres.	

Double Plays Turned	
1. 55 - Sara Spenia 2003-06	
2. 33 - Elicia D'Orazio 2015-18	
3. 30 - Melanie Stoehr 2008-11	
4. 28 - Aly Harrell 2018-Pres.	
5. 27 - Jessica Williams 2003-06	

2022 TRENDS	
MARSHALL'S RECORD WHEN...	
at Home	0-0
Away	2-1
Neutral	6-4
Conference	0-0
Non-Conference	8-5
Record	8-5
Longest winning streak	3
Longest losing streak	3
Current streak	W - 3
Largest margin of victory	13
Largest margin of loss	8
One-Run Games	0-2
Two-Run Games	2-1
Three-Four Run Games	1-1
Five-Plus Run Games	5-1
Scoring zero-two runs	0-2
Scoring three-five runs	0-3
Scoring six-nine runs	7-0
Scoring 10+ runs	1-0
Out hit the opponent	6-0
Gets out hit by opponent	1-3
Hits are Even	1-2
Records five or fewer hits	0-2
Records six-nine hits	6-3
Records 10+ hits	2-0
In extra innings	0-0
In shutouts	3-1
Scoring first	8-1
Opponent scores first	0-4
Scoring in first inning	5-1
Ahead after fourth inning	7-1
Ahead after fifth inning	4-1
Ahead after sixth inning	4-0
Trailing after fourth inning	1-4
Trailing after fifth inning	1-3
Trailing after sixth inning	0-4
Tied after fourth inning	0-0
Tied after fifth inning	0-0
Tied after sixth inning	0-0
February	8-5
March	
April	
May	

THE LAST TIME...	
Occurred in 2022 in <i>Italics and Green</i>	
^^ - Team Record	
Offense	
Scored 10-14 Runs	12 at FIU, 4/24/21 (W, 12-6)
<i>Scored 15+ Runs</i>	<i>15 vs. Howard, 2/25/22 (W, 15-2)</i>
<i>..... previously, 15 at No. 11 Kentucky, 3/11/20 (L, 16-15)</i>	
<i>Recorded 10-14 Hits</i>	<i>(2x in 2022) in 14 vs. Howard, 2/25/22 (W, 15-2)</i>
Recorded 15+ Hits.....	16 vs. Louisiana Tech at C-USA Tourn., 5/12/21 (W, 9-2)
<i>Hit 4-5 Doubles.....</i>	<i>(2x in 2022) 4 at Campbell, 2/26/22 (W, 6-3)</i>
<i>..... 7x in 2021</i>	
Hit 6+ Doubles	^^6 at Chattanooga, 3/20/21 (W, 9-2)
<i>..... previously, ^^6 vs. UNC Greensboro, 2/8/15 (W, 8-0)</i>	
Hit 2+ Triples	^^2 vs. East Tennessee State, 2/21/20 (W, 5-4)
<i>..... done 13 times since 2000</i>	
<i>Hit 2-4 Home Runs.....</i>	<i>(2x in 2022) 3 at Coastal Carolina, 2/19/22 (W, 9-7)</i>
<i>Hit 5+ Home Runs.....</i>	<i>**5 vs. Saint Joseph's, 2/12/22 (W, 8-0)</i>
<i>..... previously, 5 at No. 11 Kentucky (2x in 2020), 3/11/20, (L, 16-15)</i>	
<i>..... done 5 times since 2000</i>	
<i>..... others at NKU 4/9/14, vs. Presbyterian 2/16/19 & vs. Delaware State 2/28/20</i>	
30+ Total Bases.....	30 vs. Delaware State, 2/28/20 (W, 8-0)
<i>Drew 5-9 Walks</i>	<i>(3x in 2022) 5 vs. Howard, 2/25/22 (W, 15-2)</i>
Drew 10+ Walks.....	10 vs. Howard, 3/20/21 (W, 9-2)
<i>..... ^^13 vs. Kent State, 3/6/11 (W, 17-16)</i>	
3-4 Hit-By-Pitches.....	3 (all in 2nd inning) at Coastal Carolina, 2/19/22 (W, 9-7)
2+ Intentional Walks.....	2 at Florida Gulf Coast, 3/21/18 (W, 8-4)
10+ Combined BBs & HBP's	15 (10 BBs, 5 HBP's) vs. Howard, 2/26/22 (W, 9-2)
<i>..... previously, 12 at Charlotte (2x in 2021), 5/8/21 (L, 13-2)</i>	
<i>Stole 5-7 Bases.....</i>	<i>5 vs. Howard, 2/26/22 (W, 9-2)</i>
<i>..... previously, 5 vs. UTSA, 3/23/19 (W, 7-0)</i>	
Stole 8-9 Bases.....	8 at Virginia Tech, 4/21/17 (W, 8-3)
Stole 10+ Bases	11 vs. UMass-Lowell, 2/17/18 (W, 4-2)
2+ Sacrifice Flies.....	^^3 at Hampton, 2/28/20 (W, 12-3)
<i>..... done 4 times since 2000</i>	
4+ Sacrifices.....	4 vs. Cal Poly, 2/9/19 (W, 6-5)
<i>Struck Out 10+ Times</i>	<i>14 vs. Kent State, 2/25/22 (L, 1-0)</i>
<i>..... previously, 14 at Kennesaw State, 2/22/20 (L, 10-6)</i>	
<i>Had 0 Strikeouts.....</i>	<i>vs. South Carolina, 2/19/22 (L, 7-3)</i>
<i>..... previously, vs. Charlotte at C-USA Tourn., 5/12/21 (L, 8-4)</i>	
Was No Hit.....	at No. 12 USF, 2/8/13 (L, 8-0) (465 games)
Pitching	
<i>Pitched 10+ Strikeouts.....</i>	<i>(6x in 2022) 13 at Campbell, 2/26/22 (W, 6-3)</i>
<i>Pitched 0 Walks</i>	<i>(3x in 2022) vs. Howard, 2/26/22 (W, 9-2)</i>
Pitched 0 BBs in back-2-back games..	at MTSU (L, 6-2) & vs. FAU (W, 1-0), 4/11-4/16/21
Pitched 5-9 Walks	9 at Middle Tennessee, 4/9/21 (L, 9-8)
Pitched 10+ Walks	13 at USF, 2/21/15 (L, 18-5)
<i>Held a Team Without a Run</i>	<i>(3x in 2022) vs. Fordham, 2/20/22 (W, 8-0)</i>
<i>..... prior to this season, vs. FAU (4x in 2021), 4/16/21 (W, 1-0)</i>	
Allowed 10+ Runs	13 at Charlotte, 5/8/21 (L, 13-2)
Allowed 10+ Hits	(2x in 2022) 11 at Coastal Carolina, 2/19/22 (W, 9-7)
Pitched Consecutive Shutouts.....	(4 games) May 4-9, 2019
<i>..... vs. Florida Atlantic (2x), UTSA and North Texas</i>	
Defense	
30+ Putouts	30 vs. WKU (10 inn.), 3/13/15 (W, 2-0)
<i>10-14 Assists.....</i>	<i>(2x in 2022) 11 at Coastal Carolina, 2/19/22 (W, 9-7)</i>
<i>..... previously, 11 vs. Charlotte (5x in 2021), 5/12/21 (L, 8-4)</i>	
15+ Assists	15 vs. Louisville, 4/23/19 (L, 5-4)
<i>3-4 Errors.....</i>	<i>(2x in 2022) 3 vs. South Carolina, 2/19/22 (L, 7-3)</i>
5+ Errors.....	5 vs. Lipscomb, 2/14/20 (L, 14-6)
2+ Double Plays.....	2 at No. 11 Kentucky, 3/11/20 (L, 16-15)
<i>5-7 Stolen Bases Allowed</i>	<i>(2x in 2022) 6 vs. South Carolina, 2/19/22 (L, 7-3)</i>
8+ Stolen Bases Allowed.....	^^9 at Georgia, 2/23/02 (L, 6-1)
<i>..... **NCAA All-time leader Nicole Barber had 3</i>	
<i>Current Errorless Streak.....</i>	<i>0, last error bottom 7th at Campbell, 2/26/22 (W, 6-3)</i>
Beat a Top 25 Team	
April 2, 2008, at #24 Ohio State (11-0 & 6-1)	

THE LAST TIME...BY A MARSHALL PLAYER

Hit for the Cycle.....	Mya Stevenson 4-for-4 (3B, 1B, HR, 2B) at Charlotte (1), 3/16/19 (W, 7-5)
.....	only other cycle in team history by Jeanne Noble vs. Dayton in 1994
Had 4 Hits	Lauren Love 4-for-4 vs. Howard, 2/25/22 (W, 15-2)
.....	previously, Aly Harrell 4-of-5 vs. Florida Atlantic, 4/17/21 (W, 8-7)
Had 5+ Hits.....	^^Morgan Zerkle, 5-for-5 vs. Bucknell, 2/14/15 (W, 11-3)
Scored 3+ Runs.....	Lauren Love (3) & Katie Adams (3) vs. Howard, 2/25/22 (W, 15-2)
.....	Last time 2 players scored 3-4 runs in same game, Eloise Tribolet (3) & Elicia D'Orazio (3) at UNC Greensboro 3/21/17 (W, 13-3)
Drove in 3-4 Runs.....	(6x in 2022) Saige Pye (4) vs. Howard, 2/26/22 (W, 9-2)
Drove in 5+ Runs	Kat Sackett, 6 at Middle Tennessee, 4/9/21 (W, 10-4)
Hit 2 Doubles	(2x in 2022 both Stevenson) Mya Stevenson vs. Fordham, 2/20/22 (W, 8-0)
Hit 3+ Doubles	^^Saige Pye, 3 vs. Florida Atlantic (game 2), 4/17/21 (W, 8-7)
.....	^^the others Deanna Tourville, 3 vs. Ohio, 4/16/05 & Nichole Corrigan, 3 vs. Miami (OH), 5/5/00
Hit 2+ Triples.....	^^Amanda Williams, 2 vs. Bowling Green, 3/31/04 (W, 10-1)
Hit 2 Home Runs.....	Kat Sackett, 2 at Middle Tennessee, 4/9/21 (W, 10-4)
Hit 3+ Home Runs	^^Shaelynn Braxton, 3 at Northern Kentucky, 4/9/14 (W, 17-0)
.....	^^the other Rachel Folden, 3 vs. Austin Peay, 3/4/06 (W, 8-0)
Hit Back-to-Back HRs.....	Mya Stevenson & Kat Sackett 3rd inn. vs. Florida Atlantic, 4/17/21 (L, 11-9)
Hit back-to-back-to-back HRs.....	^^Rachel Folden (inside-the-park), Samantha Rodriguez, Caitlyn Jackson
.....	at Morehead State, 4/15/08 (W, 3-1)
Walked 3 Times	(2x in 2022 both by Harrell) Aly Harrell vs. Howard, 2/26/22 (W, 9-2)
Walked 4+ Times.....	^^Aly Harrell, 4 vs. WKU, 4/7/19 (W, 8-7)
.....	done 4 times since 2000
.....	^^Jessica Williams (2x) vs. BGSU 2/14/03 & vs. Southern Miss, 5/11/06, Raquel Escareno at Wright State, 4/16/14
HBP 2 Times.....	Saige Pye vs. Howard, 2/26/22 (W, 9-2)
HBP 3 Times	^^Aly Harrell at No. 20 James Madison, 3/27/19 (L, 8-5)
.....	^^the other Sarah Chamberlain vs. Buffalo, 3/29/02
Stole 3-4 Bases.....	Hannah Giammarino, 3 vs. Rider, 3/3/19 (W, 10-2)
Stole 5+ Bases.....	^^Morgan Zerkle, 5 vs. Delaware State, 3/5/17 (W, 9-3)
.....	^^ the other Kaelynn Greene, 5 vs. Toledo, 3/15/16
Had a Walk-Off HR.....	Rachel Rousseau (solo leadoff) 8th inn. vs. WKU, 4/7/19 (W, 8-7)
Had a Walk-Off 3B.....	Jazmine Valle (Bri Anna Hope scored) 11th inn. vs. Memphis, 3/29/13 (W, 1-0)
.....	first walk-off triple in program history since 2000
Had a Walk-Off 2B.....	Aly Harrell (Paige Halliwill scored) 9th inn. vs. Florida Atlantic (game 2), 4/17/21 (W, 8-7)
Had a Walk-Off 1B.....	Blakely Burch (Rachel Pennington scored) 8th inn. vs. East Tennessee State, 2/21/20 (W, 5-4)
Had a Walk-Off Stolen Base.....	Elicia D'Orazio stole home in bottom 8th vs. Lipscomb (2-1), 2/10/17 (W, 2-1)
Had a Walk-Off Walk	Marcena Bertoldo (Jessica Hughes scored) 9th inn. vs. East Carolina (8-7), 2/19/10 (W, 8-7)
Had a Walk-Off Sac Fly	Alyssa Woodrum (Jazmine Valle scored) 8th inn. vs. Florida Atlantic (2-1), 2/10/13 (W, 2-1)
Had a Walk-Off Sac Bunt	Melissa Loesing (Samantha Spurlock scored) 7th inn. vs. Boston, 2/26/10 (W, 13-12)
.....	completed 7-run inning as MUSB trailed 12-6 entering bottom of 7th
Had a Walk-Off on an Error.....	Jessica Hughes (Marcena Bertoldo scored on E6) 9th inn. vs. Wright State (5-4), 4/14/10 (W, 5-4)
Allowed a Walk-Off	at Middle Tennessee by Lexi Cushing - 10th inn. RBI single, 4/9/21 (L, 9-8)
Pitched 10+ Innings	Jordan Dixon, 11.1 vs. Illinois NCAA Regionals, 5/18/17 (L, 3-2)
Struck Out 10+ Batters	(5x in 2022 all Nester) Sydney Nester, 13 at Campbell, 2/26/22 (W, 6-3)
.....	previously, Jordan Dixon, 10 at Virginia Tech, 4/21/17 (W, 8-3)
Pitched a Shutout	(3x in 2022 all Nester) Sydney Nester vs. Fordham, 2/20/22 (W, 8-0)
Pitched a No-Hitter	Jordan Dixon vs. WKU C-USA Tourn., 5/11/17 (W, 2-0)
Recorded 10+ Putouts	(5x in 2022) Aly Harrell, 10 vs. Howard, 2/26/22 (W, 9-2)
Recorded 4-5 Assists.....	(3x in 2022) Katie Adams, 4 at Campbell, 2/26/22 (W, 6-3)
Recorded 6+ Assists.....	^^ Madison Whitaker, 8 at Middle Tennessee, 4/9/21 (L, 9-8)
.....	done 4 times since 2000
.....	^^ the others Leigh Wintter vs. Houston 4/14/06, Marcena Bertoldo at Morehead St. 4/15/08 & Amanda Lara vs. Ga. Southern 2/11/12
Catcher with 2 Runners Caught Stealing.....	Kat Sackett at FIU, 4/24/21 (W, 12-6)
Catcher with 3+ Runners Caught Stealing	^^Taylor McCord, 3 at Florida Atlantic, 3/24/18 (W, 4-0)
.....	^^ the other Allison Webb, 3 at Buffalo, 5/1/04
Catcher with 2 runners Caught Stealing in same inning	Taylor McCord (5th inning) vs. Florida Atlantic, 4/8/17 (W, 4-2)

EARLY SEASON TOURNAMENT HIGHLIGHTS - THE BUZZ CLASSIC, 3-1 RECORD

2021 Georgia Tech Softball Saint Joseph's vs Marshall Feb 11, 2022 at Atlanta, Ga. (Mewborn Field)

Saint Joseph's 0 (1-0)										Marshall 8 (1-0)									
Player	ab	r	h	rb	bb	so	po	a	lob	Player	ab	r	h	rb	bb	so	po	a	lob
Jordan Hinkle lf	3	0	1	0	2	0	0	0	0	CHELEMAN, Grace cf	2	1	0	0	1	1	0	0	0
Jaysa Toubert lf	3	0	0	0	1	0	0	1	0	HARRELL, Aly 1b	3	1	1	1	0	0	0	0	0
Arash Ghandis rf	2	0	0	0	1	1	0	0	0	PYE, Saige dh	3	1	1	3	0	0	0	0	0
Madison Fife c	2	0	0	0	2	4	0	0	0	ADAMS, Katie c	3	1	2	1	0	1	12	2	0
Kyley Malto dh	2	0	0	0	2	0	0	0	0	LEE, Amaya pr	0	0	0	0	0	0	0	0	0
Taylor Marinelli 3b	2	0	1	0	1	1	4	0	0	STEVENSOM, Mya rf	3	1	1	1	0	0	0	0	0
Amaya Herr p	2	0	0	0	0	0	0	0	0	OWEN, Autumn 3b	2	1	1	0	0	0	1	0	0
Saige Stutz p	0	0	0	0	0	0	1	0	0	WHITAKER, Madison ss	2	1	1	2	0	0	0	0	0
Myssa Notaranni 1b	2	0	0	0	2	7	1	0	0	KENNEY, Kay Kay lf	2	1	1	0	0	1	0	0	0
Early Rybinski ss	2	0	0	0	2	1	0	0	0	BROWN, Armani 2b	1	0	0	0	0	0	1	0	0
Saige Smithzewski cf	0	0	0	0	0	0	1	0	0	NESTER, Sydney p	0	0	0	0	0	0	0	0	0
Totals	20	0	2	0	0	13	15	6	2	Totals	21	8	8	8	1	4	18	5	0
Score by Innings										Score by Innings									
Saint Joseph's	0	0	0	0	0	0	0	2	0	Saint Joseph's	0	0	0	0	0	0	0	0	0
Marshall	0	1	0	1	5	1	8	8	0	Marshall	0	1	0	1	5	1	8	8	0

Score by Innings: 1 2 3 4 5 6 R H E
 Saint Joseph's 0 0 0 0 0 0 0 2 0
 Marshall 0 1 0 1 5 1 8 8 1

LOB - OWEN, A.; LOB - SU 2, 2B - Marinelli, ADAMS, K.; HR - HARRELL, A.; PYE, S.; ADAMS, K.; STEVENSON, M.; WHITAKER, M.; SH - BROWN, A.; SB - CHELEMAN, G.; KENNEY, K.

Win - NESTER, S. (1-0). Loss - Herr (0-1). Save - None.

Umpires - HP: Wilson Lieske 1B: Aaron Golden 3B: Ted Broyles

Start: 10 a.m. Time: 1:32 Attendance: 74

Weather: Pretty damn nice actually

Herr faced 2 batters in the 5th.

Stutz faced 1 batter in the 6th.

2022 Georgia Tech Softball Marshall vs Saint Joseph's Feb 12, 2022 at Atlanta, Ga. (Mewborn Field)

Marshall 6 (3-1)										Saint Joseph's 4 (0-4)										
Player	ab	r	h	rb	bb	so	po	a	lob	Player	ab	r	h	rb	bb	so	po	a	lob	
CHELEMAN, Grace cf	4	1	1	0	1	2	0	1	125	Jordan Hinkle cf	3	1	2	0	1	0	1	4	0	385
HARRELL, Aly 1b	4	0	1	1	0	0	0	0	333	Taylor Marinelli 3b	4	1	1	0	0	0	0	0	312	
ULRICH, Brooklyn pr	0	0	0	0	0	0	0	0	0	Madison Fife c	2	1	1	0	2	0	6	0	1	
PYE, Saige dp	4	0	0	0	1	0	0	1	143	Taylor Marinelli 3b	3	1	1	1	0	3	0	33	323	
ADAMS, Katie c	2	1	1	1	0	3	0	0	245	Kashlin Cash 1b	3	0	1	1	0	1	9	1	1	
COLEMAN, Alex pr	0	1	0	0	0	0	0	0	0	Hailey Malto rf	3	0	0	1	0	1	2	0	091	
STEVENSOM, Mya rf	3	1	2	1	0	0	1	0	462	Amanda Herr dp	3	0	0	0	0	0	0	0	000	
LOVE, Lauren lf	3	1	2	0	0	1	1	0	444	Carly Rybinski ss	3	1	1	0	0	0	0	0	118	
OWEN, Autumn 3b	3	0	1	0	2	0	2	0	273	Sarah Candia lf	3	0	0	0	0	0	0	0	000	
MICHALLAS, Camryn ss	2	0	0	0	0	3	0	3	143	Emily Siler p	0	0	0	0	0	0	0	0	000	
KENNEY, Kay Kay ph	1	0	0	0	1	0	0	0	200	TOTALS	27	4	7	4	3	3	21	9	5	
BROWN, Armani 2b/pr	1	1	0	0	1	1	0	0	000											
LUCAS, Rielly ph/lf	1	0	0	0	1	0	0	0	000											
JOYCE, C. p	0	0	0	0	0	0	0	0	000											
BLESSIN, Ashley p	0	0	0	0	0	0	1	0	0											
NESTER, Sydney p	0	0	0	0	0	0	2	0	0											
TOTALS	28	6	7	5	2	6	21	10	3											

Score by Innings: 1 2 3 4 5 6 R H E
 Marshall 2 0 0 1 0 2 1 6 7 0
 Saint Joseph's 3 1 0 0 0 0 0 4 7 0

LOB - MAR 3; SJU 5, 2B - CHELEMAN, G(1); ADAMS, K(2); STEVENSON, M. 2(2); OWEN, A(1); HR - LOVE, Lauren(1); SB - Tauber(1); Rybinski(1).

Win - NESTER, S. (3-0). Loss - Siler (0-3). Save - None.
 WP - Siler(3). Pitches/strikes: JOYCE, C. 20/14; BLESSIN, A. 46/27; NESTER, S. 50/31; Siler 98/66.

Umpires - HP: Aaron Golden 1B: Emeric Addison 3B: Wilson Lieske

Start: 6:50 Time: 1:50 Attendance: 54

Weather: Light and breezy



Sydney Nester starred in her MUSB debut going 3-0 with a 0.00 ERA, and 25 strikeouts in 14 innings.

@HerdSB

2021 Georgia Tech Softball Marshall vs Villanova Feb 11, 2022 at Atlanta, Ga. (Mewborn Field)

Marshall 1 (1-1)										Villanova 9 (1-0)									
Player	ab	r	h	rb	bb	so	po	a	lob	Player	ab	r	h	rb	bb	so	po	a	lob
CHELEMAN, Grace cf	3	0	0	0	1	0	0	0	0	Angela Giampolo 2b	4	0	0	0	2	1	1	0	0
HARRELL, Aly 1b	2	0	0	0	1	5	0	1	0	Paige Rauch pf	3	0	1	0	0	1	0	0	0
PYE, Saige dh	1	0	0	0	0	0	0	0	0	Chloe Smith 1b	3	1	1	2	0	0	4	0	0
ADAMS, Katie c/dh	2	0	0	0	1	3	1	1	0	Megan Kern ss	2	1	1	2	0	1	0	1	0
OWEN, Autumn 3b	1	0	0	0	1	0	0	0	0	Erin Gray pr	0	0	0	0	0	0	0	0	
COLEMAN, Alex lf	0	0	0	0	0	0	0	0	0	Ava Franz 3b	2	0	0	1	0	1	1	2	0
STEVENSOM, Mya rf	2	0	0	0	0	2	0	0	0	Ally Jones c	3	0	0	0	1	6	0	2	0
WHITAKER, Madison ss	2	0	1	0	1	1	1	0	0	Tess Cites rf	1	3	1	1	0	0	0	0	0
ULRICH, Brooklyn pr	0	1	0	0	0	0	0	0	0	Ryan Henry dh	2	1	2	0	0	0	0	0	0
KENNEY, Kay Kay lf	1	0	0	0	1	0	0	0	0	Alexa Raphael pr	0	1	0	0	0	0	0	0	0
MICHALLAS, Camryn 3b	2	0	1	0	0	0	2	0	0	Victoria Sebastian 1b	1	0	1	0	0	0	0	0	0
BROWN, Armani 2b	1	0	0	0	0	1	1	0	0	Sydney Hayes cf	2	1	1	1	0	0	0	0	0
LOVE, Lauren 2b	1	0	1	1	0	0	1	0	0	Emily Orr ph	0	0	0	0	0	0	0	0	0
JOYCE, C. p	0	0	0	0	0	0	0	0	0	Dani Dabroski lf/pr	0	1	0	0	0	0	2	0	0
FERINGA, Bub p	0	0	0	0	0	0	0	0	0	TOTALS	21	9	8	4	3	15	4	7	
BLESSIN, Ashley p	0	0	0	0	0	0	0	0	0										
TOTALS	18	1	3	1	0	6	13	6	3										

Score by Innings: 1 2 3 4 5 6 R H E
 Marshall 0 0 0 0 1 1 3 1
 Villanova 2 3 2 1 1 9 8 0

Note: 1 out, 3 runners LOB when the game ended.

E - WHITAKER, P(1); LOB - MAR 3; VU 7: HR - Kern, M.; Cites, T.; HBP - PYE, S.; Smith, C. 2; Cites, T.; Orr, E.; SB - Smith, C.; Gray, E.; Henry, R.; Raphael, A.; Hayes, S.; CS - Hayes, S.

Win - Rauch, P. (1-0). Loss - JOYCE, C. (0-1). Save - None.
 HBP - by Rauch, P. (PYE, S.); by JOYCE, C. (Smith, C.); by BLESSIN, A. (Smith, C.); by BLESSIN, A. (Cites, T.); by BLESSIN, A. (Orr, E.); PB - ADAMS, K(1).

Umpires - HP: Tim Kasate 1B: Ted Broyles 3B: Emeric Addison

Start: 12:30 Time: 1:50 Attendance: 80

Weather: Warm and sunny as it should be

JOYCE, C. faced 4 batters in the 2nd.

Highlights from the Buzz Classic

Friday vs. Saint Joseph's

- Sydney Nester struck out 13 in her very first start in a Marshall uniform. The North Carolina State transfer shut out the Hawks allowing just two hits and zero walks in the complete game win. Nester struck out at least two in every inning, including the side in the second.
- Marshall bats opened the 2022 season tying a team single-game record with five home runs. Katie Adams hit the first in the second inning, followed by Aly Harrell in the 4th, Madison Whitaker and Saige Pye in the fifth and finally Mya Stevenson in the sixth. Stevenson's solo homer to lead off the inning ended the game with the 8-0 win.
- The Herd had eight different players score a run
- Autumn Owen tallied her first Marshall hit and run scored as the Gardner-Webb transfer led off the fifth with a single and then scored on Madison Whitaker's home run to center.
- Katie Adams had two hits with a home run and a double.
- Aly Harrell and Mya Stevenson remained tied for second in team history in career home runs with 41, after one homer each.
- Aly Harrell's solo home run also gave the fifth-year senior her 80th career game with a run driven in, tying her with Samantha Rodriguez for 5th-most in team history. Harrell added two more games during the weekend and is now fifth by herself with 82.

EARLY SEASON TOURNAMENT HIGHLIGHTS - THE BATTLE AT THE BEACH, 2-3 RECORD

The Automated ScoreBook Marshall vs South Carolina Feb 18, 2022 at Conway, S.C. (St. John Stadium)

Marshall 5 (3-2)										South Carolina 7 (4-2)									
Player	ab	r	h	ri	bb	so	po	a	lob	Player	ab	r	h	ri	bb	so	po	a	lob
CHELEMAN, Grace cf	4	0	2	1	0	0	3	0	0	Maddie Gallagher 2b	3	2	2	2	1	0	4	4	0
HARRELL, Aly 1b	2	0	1	0	2	0	5	0	0	Jordan Fabian 1b	3	0	0	1	0	1	7	0	1
STEVENS, Mya rf	4	0	0	0	0	0	4	0	2	Hannah Kumiyama c/dp	4	1	2	2	0	0	0	0	2
ADAMS, Katie c/dp	4	0	0	0	0	1	1	0	1	Olivia Cook pr	0	0	0	0	0	0	0	0	0
PYE, Saige dp/lf	3	1	1	0	1	0	0	0	0	Katie Prebbie lf	4	2	2	1	0	1	0	0	0
LEE, Amaya pr	3	1	1	0	0	0	0	0	0	Riley Blampied 3b	2	0	1	0	1	0	2	0	0
COLEMAN, Alex lf	0	0	0	0	0	0	0	0	0	Emma Sellers ss	4	0	2	1	0	0	4	1	2
KENNEY, Kay Kay pr	0	0	0	0	0	0	0	0	0	Marissa Gonzalez cf	3	0	0	0	0	0	4	0	2
LOVE, Lauren 2b	3	2	1	0	1	0	1	2	1	Kassidy Knupit ph	1	0	0	0	0	0	0	0	2
WHITAKER, Madison ss	2	1	1	0	1	1	1	0	0	Giulia Desiderio d/c	2	2	0	0	0	0	2	0	0
NICHALLAS, Camryn 3b	3	0	1	2	0	0	1	0	0	Carlie Henderson cf	3	0	1	0	0	0	0	0	0
BROWN, Armani 2b	0	0	0	0	0	0	1	0	0	Leah Powell p	0	0	0	0	0	0	0	0	0
OWEN, Autumn p/c	2	0	0	1	0	0	2	0	1	Rachel Vaughan p	0	0	0	0	0	0	0	0	0
BLESSIN, Ashley p	0	0	0	0	0	0	0	0	0	Totals	29	7	10	7	2	3	21	7	9
JOYCE, C. p	0	0	0	0	0	0	0	0	0										
TOTALS	27	5	7	4	5	2	18	7	7										

Score by Innings	1	2	3	4	5	6	7	R	H	E
Marshall	0	3	2	0	0	0	0	5	7	2
South Carolina	2	3	1	1	0	0	X	7	10	2

E - MICHALLAS, C(2); R. Blampied(3); M. Gonzalez(1); LOR - MAR 7; SC 9-2B - PYE, S(1); LOVE, Lauren(1); M. Gallagher(2); C. Henderson(1); HR - M. Gallagher(1); H. Kumiyama(1); K. Prebbie(3); HBP - R. Blampied; G. Desiderio. SF - OWEN, A(1); J. Fabian(1).

Marshall								South Carolina									
	ip	h	r	er	bb	so	ab	bf		ip	h	r	er	bb	so	ab	bf
BLESSIN, Ashley	1.1	5	4	4	0	1	9	10	Leah Powell	3.0	5	5	5	4	2	13	18
JOYCE, C.	4.2	5	3	2	2	2	20	24	Rachel Vaughan	4.0	2	0	0	1	0	14	15

Win - R. Vaughan (1-0). Loss - JOYCE, C. (0-2). Save - None.
WP - JOYCE, C.(1); L. Powell(4). HBP - by BLESSIN, A. (G. Desiderio); by JOYCE, C. (R. Blampied).

Umpires - HP: Edward Walker 1B: Wayne Griffin 3B: Jon Chambers
Start: 12:02 PM Time: 2:23 Attendance: 183
Weather: 69 degrees, partly cloudy, wind

The Automated ScoreBook Marshall at Coastal Carolina Feb 19, 2022 at Conway, S.C. (St. John Stadium)

Marshall 9 (4-4)										Coastal Carolina 7 (5-3)									
Player	ab	r	h	ri	bb	so	po	a	lob	Player	ab	r	h	ri	bb	so	po	a	lob
HARRELL, Aly 1b	3	0	1	1	0	0	0	0	0	Roose, Keirstin 3b	4	0	2	0	0	1	0	1	0
CHELEMAN, Grace cf	3	0	1	1	0	1	0	0	0	Montoya, Abbey ss	3	1	1	0	0	1	0	1	2
STEVENS, Mya rf	3	1	1	1	2	0	0	0	0	Zana, Riley 2b	3	1	0	0	1	1	3	1	1
PYE, Saige dp	2	0	0	0	0	0	0	0	5	De Jesus, Iyanla dp/ph	3	1	2	1	0	0	0	0	0
LEE, Amaya pr	0	1	0	0	0	0	0	0	0	Robinson, daVidria pr	0	0	0	0	0	0	0	0	0
LUCAS, Rieley ph	1	1	1	0	0	0	0	0	0	Ellis, Kennedy rf	0	0	0	0	0	0	0	1	0
LOVE, Lauren 2b	4	1	1	0	0	0	2	5	0	Jennings, Maddy c	3	1	1	1	1	7	0	0	0
BROWN, Armani 2b	0	0	0	0	0	0	0	0	0	Jankay, Abby 1b	4	1	2	3	0	1	4	1	0
KENNEY, Kay Kay if	4	1	1	1	0	1	0	0	0	Wrightman, Jay rf	2	0	0	0	0	0	1	3	0
ADAMS, Katie c	2	1	0	0	0	1	6	0	0	BeasleyPolko,Kaitlin p	2	0	0	0	0	0	0	0	2
FERINGA, Bub ph	1	1	1	2	0	0	0	0	0	Hudson, Madison cf	3	1	1	1	0	1	0	1	0
NICHALLAS, Camryn ss	4	1	1	2	0	0	0	1	0	Ebersole, Payton if	2	1	2	0	0	0	0	0	0
OWEN, Autumn 3b	4	1	2	1	0	0	0	1	0	Jennings, Nicolette p	0	0	0	0	0	0	0	0	0
JOYCE, C. p	0	0	0	0	0	0	1	0	0	Redman, Maddie p	0	0	0	0	0	0	0	0	0
NESTER, Sydney p	0	0	0	0	0	0	0	0	0	Bratham, Raeelee p	0	0	0	0	0	0	0	1	0
Totals	31	9	10	9	1	5	21	11	6	Totals	29	7	11	6	4	6	21	6	6

Score by Innings	1	2	3	4	5	6	7	R	H	E
Marshall	0	4	0	1	0	0	4	9	10	0
Coastal Carolina	0	1	0	0	0	0	6	7	11	2

E - Jankay, A(2); Picone, N(2); DP - MAR 1; LOR - MAR 6; CCU 6-2B - CHELEMAN, G(2); KENNEY, K(1); De Jesus, I(3); Jennings, M(4); Ebersole, P(1); HR - STEVENSON,M(3); FERINGA, B(1); OWEN, A(1); Jankay, A(1); Hudson, M(1); HBP - HARRELL, A.; PYE, S.; ADAMS, K. SF - CHELEMAN, G(1); De Jesus, I(1).

Marshall								Coastal Carolina									
	lp	h	r	er	bb	so	ab	bf		lp	h	r	er	bb	so	ab	bf
JOYCE, C.	6.2	11	7	6	4	6	28	33	Picone, Nicolette	1.2	2	4	3	1	2	7	12
NESTER, Sydney	0.1	0	0	0	0	0	1	1	Redman, Maddie	1.2	4	1	1	0	1	8	8
									Brabham, Raalee	3.2	4	3	0	2	16	16	

Win - JOYCE, C. (1-2). Loss - Picone, N (2-2). Save - NESTER, S. (1).
WP - Brabham, R(1); HBP - by Picone, N (PYE, S.); by Picone, N (ADAMS, K.); by Picone, N (HARRELL, A.); PB - ADAMS, K.(2); Jennings, M(2).

Umpires - HP: Edward Walker 1B: Wayne Griffin 3B: David Southard
Start: 3:05 PM Time: 2:36 Attendance: 310
Weather: 61 degrees, sunny/breezy

From The Battle at the Beach

Friday vs. South Carolina

- After trailing 2-0, Marshall responded with three runs in the top of the second, and then two runs in the third to tie the game at 5-5. The Herd eventually slowed down South Carolina, but lost 7-5.
- Grace Chelemen had two hits and Camryn Michallas had two RBI.
- Aly Harrell drew her first two walks of the season.
- Mya Stevenson had a diving catch in right to record the first out in the third.
- Ashley Blessin started in the circle and pitched into the second. Cailey Joyce came on and threw the last 4.2 innings. Both players allowed five hits. Joyce struck out two.

Friday at Coastal Carolina

- Aly Harrell hit her 42nd career home run in the top of the first to get the Herd on the scoreboard and put her into a tie with Stevenson again for second all-time in team history.
- Saige Pye hit a 2-run home run in the third, caught by team manager Jon Crispino, over the centerfield wall. It was her 16th in a Herd uniform and 17th career.
- Sydney Nester pitched the complete game. Struck out eight and gave up just one earned run out of four allowed, her first earned

EARLY SEASON TOURNAMENT HIGHLIGHTS - THE CAMEL STAMPEDE, 3-1 RECORD

The Automated ScoreBook

Kent State vs Marshall

Feb 25, 2022 at Buies Creek, N.C. (Amanda Littlejohn)

Kent State 1 (3-3)

Player	ab	r	h	ri	bb	so	po	a	lob
KERSCHNER, Sabrina 2b	2	1	0	0	1	1	3	0	0
WHITT, Brooklyn cf	2	0	0	0	1	0	2	1	0
BROWNFIELD, Brenna ss/dp	2	0	0	1	0	2	0	0	0
LIPPE, Emily c	2	0	0	0	1	1	14	0	0
LEWANDOWSKI, Kiley ph	1	0	0	0	0	1	0	1	0
CRUZ, Chloe 1b	2	0	0	0	0	2	1	0	0
RAMER, Jade ph	1	0	0	0	0	0	0	0	0
WING, Savannah rf	2	0	1	0	1	0	0	0	0
CRITTENDON, Jada pr	0	0	0	0	0	0	0	0	0
HERSCHBERGER, Madison lf	3	0	1	0	1	0	0	0	0
ROBESON, Delaney 3b	2	0	0	0	2	1	0	0	0
FSISKE, Alex ph	1	0	0	0	0	1	1	0	0
WHITMORE, Alexandra dp/1b	2	0	0	0	1	0	1	0	2
LEBEAU, Jessica p	0	0	0	0	0	0	0	0	0
Totals	22	1	2	1	3	12	21	2	4

Score by Innings

	1	2	3	4	5	6	7	R	H	E
Kent State	1	0	0	0	0	0	0	1	2	2
Marshall	0	0	0	0	0	0	0	0	2	0

E - KERSCHNER(1); ROBESON(1); DP - KENTIST 1; LOB - KENTIST 4; MAR 9, 2B - PYE, S.(2); HBP - LOVE, Lauren; KENNEY, K., SF - BROWNFIELD(1); SB - KERSCHNER(1); WHITT(1); CRITTENDON(1); COLEMAN, A.(1).

Kent State	ip	r	h	er	bb	so	ab	bf
LEBEAU, Jessica	7.0	2	0	0	4	14	24	30

Win - LEBEAU (1-2). Loss - NESTER, S. (4-3). Save - None.
HBP - by HOWARD (LOVE, Lauren); by LEBEAU (KENNEY, K.).

Umpires - HP: Melvin Clark 1B: Jose Travis 3B: Alfred Basden
Start: 9:58 AM Time: 1:59 Attendance: 174

The Automated ScoreBook

Marshall at Campbell

Feb 26, 2022 at Buies Creek, N.C. (Amanda Littlejohn)

Marshall 6 (7-5)

Player	ab	r	h	ri	bb	so	po	a	lob
HARRELL, Aly 1b	3	1	2	2	1	0	8	0	0
LOVE, Lauren 2b	3	1	1	0	0	1	0	0	1
PYE, Saige dp	4	2	2	0	1	0	0	2	0
STEVENSON, Mya rf	2	0	0	0	1	0	0	0	0
KENNEY, Kay Kay lf/rf	2	0	1	0	0	0	0	0	0
ADAMS, Katie c	4	0	1	2	0	1	9	4	0
LUCAS, Rielly lf/rf	2	0	0	0	1	0	0	0	1
CHELEMAN, Grace lf	1	0	0	0	1	0	0	0	0
OWEN, Autumn 3b	3	1	1	0	0	1	3	1	0
MICHALLAS, Camryn ss	3	1	1	0	0	1	1	2	0
COLEMAN, Alex cf	1	0	0	0	1	1	0	0	0
NESTER, Sydney p	0	0	0	0	0	0	0	0	0
Totals	28	6	9	6	2	7	21	9	6

Score by Innings


	1	2	3	4	5	6	7	R	H	E
Marshall	2	1	0	0	2	1	0	6	9	1
Campbell	0	1	1	0	0	0	1	3	6	2

E - OWEN, A.(3); PARKER, D.(1); PARKER, T.(2); LOB - MAR 6, 2B - LOVE, Lauren(2); PYE, S.(2); ADAMS, K.(3); MICHALLAS, C.(1); HR - PYE, S.(3); SH - LOVE, Lauren(2); COLEMAN, A.(2); SB - WARE, C.(9).

Marshall	ip	r	h	er	bb	so	ab	bf
NESTER, Sydney	7.0	6	3	1	2	13	28	30

Win - NESTER, S. (5-3). Loss - SMITH, I. (2-4). Save - None.
WP - NESTER, S.(4); PB - ADAMS, K.(3).

Umpires - HP: Richard Patrick 1B: Allen Gonsorowski 3B: Melvin Clark
Start: 12:52 PM Time: 2:10 Attendance: 467
Weather: Cloudy and cold



Sydney Nester had another great weekend in the circle and was named C-USA Pitcher of the Week.
@HerdSB

The Automated ScoreBook

Howard vs Marshall

Feb 25, 2022 at Buies Creek, N.C. (Amanda Littlejohn)

Howard 2 (3-6)

Player	ab	r	h	ri	bb	so	po	a	lob
RICKS, Lealani ss/2b	2	0	1	0	0	0	1	0	0
QUINNEZ, Payton ph	1	0	0	0	0	0	0	0	0
LOVE, Lauren 2b/ss	1	0	0	0	0	0	0	0	0
NAVARRO, Camille 2b	2	0	0	0	0	0	2	0	0
GREENE, Jada ss	1	1	1	0	0	0	0	0	0
VASQUEZ, Alyssa dp	3	0	0	0	0	0	0	0	0
DENNIS, Kalita lf	3	1	2	1	0	0	2	0	0
AGUILASOCHO, Luz c	1	0	1	0	0	1	3	1	0
HARRIS, Madison 3b	1	0	0	0	1	0	0	0	0
FLETCHER, Sidney 3b	0	0	0	0	0	0	0	0	0
DARLIA, Natalie 1b	2	0	0	0	1	4	0	0	0
SALLEE, Ayana rf/dp	2	0	1	0	0	0	1	2	0
WATSON, Alyssa c/rf	1	0	0	0	0	0	0	0	0
FSOW, Victoria ph	1	0	0	0	0	0	0	0	3
MOSLEY, Tracy p	0	0	0	0	0	0	0	0	0
GONZALES, Mia p	0	0	0	0	0	0	0	0	0
Totals	20	2	6	2	1	2	12	5	5

Score by Innings

	1	2	3	4	5	6	7	R	H	E
Howard	0	0	0	1	1	2	6	1		
Marshall	10	1	3	1	X	15	14	0		

E - WATSON, A., DP - MAR 1; LOB - HOW 5; MAR 3, 2B - RICKS, L.; LOVE, Lauren; ADAMS, K.; STEVENSON, M., HR - GREENE, J.; DENNIS, K., HBP - FLETCHER, S., SB - COLEMAN, A.,

Howard	ip	r	h	er	bb	so	ab	bf
MOSLEY, Tracy	0.1	6	7	7	1	0	7	8
GONZALES, Mia	3.2	8	8	7	4	2	18	22

Win - JOYCE, C. (2-2). Loss - MOSLEY, T. (1-1). Save - None.
WP - GONZALES, M. 2; HBP - by JOYCE, C. (FLETCHER, S.).

Umpires - HP: Richard Patrick 1B: Alfred Basden 3B: Melvin Clark
Start: 12:30 PM Time: 2:14 PM Attendance: 112
Weather: 71°, partly cloudy

Marshall 15 (6-5)

Player	ab	r	h	ri	bb	so	po	a	lob
HARRELL, Aly 1b	4	1	1	0	0	1	5	0	1
LEE, Amaya pr	0	1	0	0	0	0	0	0	0
LOVE, Lauren ss	2	1	0	0	1	1	3	2	1
STEVENSON, Mya rf	3	1	0	0	2	1	0	0	2
PYE, Saige dp	3	1	2	4	0	0	0	0	0
ADAMS, Katie c	2	1	0	1	2	0	6	0	0
KENNEY, Kay Kay lf	2	0	0	0	0	0	1	0	0
LUCAS, Rielly ph/rf	2	1	1	0	1	0	0	0	3
FERINGA, Bub p	3	1	1	0	1	0	0	0	3
ULRICH, Brooklyn 2b	0	0	0	0	1	0	1	0	0
OWEN, Autumn 3b	5	0	2	0	0	0	2	3	0
CHELEMAN, Grace cf	2	0	0	0	0	1	0	0	1
COLLEMAN, Alex cf	1	0	0	0	0	0	0	0	0
BROWN, Armani 2b/pr	0	0	0	0	0	0	2	0	0
NESTER, Sydney p	0	0	0	0	0	0	0	1	0
Totals	25	15	14	13	5	2	15	6	3

Score by Innings

	1	2	3	4	5	6	7	R	H	E
Howard	0	0	0	1	1	2	6	1		
Marshall	10	1	3	1	X	15	14	0		

E - WATSON, A., DP - MAR 1; LOB - HOW 5; MAR 3, 2B - RICKS, L.; LOVE, Lauren; ADAMS, K.; STEVENSON, M., HR - GREENE, J.; DENNIS, K., HBP - FLETCHER, S., SB - COLEMAN, A.,

Marshall	ip	r	h	er	bb	so	ab	bf
MOSLEY, Tracy	0.1	6	7	7	1	0	7	8
GONZALES, Mia	3.2	8	8	7	4	2	18	22

Win - JOYCE, C. (2-2). Loss - MOSLEY, T. (1-1). Save - None.
WP - GONZALES, M. 2; HBP - by JOYCE, C. (FLETCHER, S.).

Umpires - HP: Richard Patrick 1B: Alfred Basden 3B: Melvin Clark
Start: 12:30 PM Time: 2:14 PM Attendance: 112
Weather: 71°, partly cloudy

The Automated ScoreBook

Marshall vs Howard

Feb 26, 2022 at Buies Creek, N.C. (Amanda Littlejohn)

Marshall 9 (7-5)

Player	ab	r	h	ri	bb	so	po	a	lob
HARRELL, Aly 1b	1	2	0	0	3	0	10	0	0
LEE, Amaya pr	0	1	0	0	0	0	0	0	0
LOVE, Lauren ss	2	1	0	0	1	1	3	2	1
STEVENSON, Mya rf	3	1	0	0	2	1	0	0	2
PYE, Saige dp	3	1	2	4	0	0	0	0	0
ADAMS, Katie c	2	1	0	1	2	0	6	0	0
KENNEY, Kay Kay lf	2	0	0	0	0	0	1	0	0
LUCAS, Rielly ph/rf	2	1	1	0	1	0	0	0	2
FERINGA, Bub p	3	1	1	1	0	1	0	2	3
ULRICH, Brooklyn 2b	0	0	0	0	1	0	1	0	0
OWEN, Autumn 3b	5	0	2	0	0	0	2	3	0
CHELEMAN, Grace cf	2	0	0	0	0	1	0	0	1
COLLEMAN, Alex cf	1	0	0	0	0	0	0	0	0
BROWN, Armani 2b/pr	0	0	0	0	0	0	2	0	0
NESTER, Sydney p	0	0	0	0	0	0	0	1	0
Totals	26	9	6	6	10	5	21	9	14

Score by Innings

	1	2	3	4	5	6	7	R	H	E
Marshall	1	0	0	1	1	1	5	9	6	2
Howard	0	0	0	0	0	2	0	2	5	5

E - LOVE, Lauren(2); BROWN, A.(1); WATSON, A.(1); SIMMONS, Y. 2(3); GREENE, J.(2); LOB - MAR 14; HOW 5, 2B - FERINGA, B.(1); HR - PYE, S.(3); HBP - HARRELL, A.; LOVE, Lauren; PYE, S. 2; ADAMS, K., SH - LOVE, Lauren(2); COLEMAN, A.(1); SF - FERINGA, B.(1); SB - LOVE, Lauren(1); STEVENSON, M.(1); ULRICH, B.(1); OWEN, A.(1); BROWN, A.(1).

Marshall	ip	r	h	er	bb	so	ab	bf
FERINGA, Bub	5.0	5	2	1	0	2	22	22
NESTER, Sydney	2.0	0	0	0	0	4	6	6

Win - FERINGA, B. (1-0). Loss - THORNTON, M. (0-3). Save - None.
HBP - by THORNTON, M. (LOVE, Lauren); by THORNTON, M. (PYE, S.); by DE LA ROCA, A. (HARRELL, A.); by DE LA ROCA, A. (PYE, S.); by THOMAS, R. (ADAMS, K.); PB - ADAMS, K.(3).

Umpires - HP: Melvin Clark 1B: Jose Travis 3B: Allen Gonsorowski
Start: 10:00 AM Time: 2:27 Attendance: 149
Weather: Partly cloudy
THORNTON, M., faced 1 batter in the 3rd.
FERINGA, B., faced 3 batters in the 5th.

Highlights from the Camel Stampede

Friday vs. Kent State

- Sydney Nester struck out 12 batters and allowed just two hits and one run in the loss.
- Sydney Nester recorded her 400th career strikeout to end the top of the third inning.
- Saige Pye took a no-hitter off the board for Kent State with a double in the fourth. One of MU's two hits, Camryn Michallas had the other with a single in the fifth.
- Aly Harrell was walked three times, her 36th career game with two or more walks.
- Lauren Love reached base twice, first on an error and later with a hit-by-pitch.
- Alex Coleman recorded her first career stolen base.

Friday vs. Howard

- Marshall rebounded with 14 hits and 15 runs in the win over Howard. Herd did not hit a home run and only had three doubles. Every player who had a plate appearance reached base at least once and scored at least one run.
- It was the third time since 2000 that MU has scored 10 or more runs in an inning and the first since putting up 11 on Delaware in the 1st inning on March 6, 2010. Herd won 13-3.
- MU began the game with 10 runs in the bottom of the first inning as 14 batters came to the plate. Lauren Love, Katie Adams and Mya Stevenson reached base two times each in the first.
- Lauren Love was 4-for-4 in the game, and combined to reach base 6-of-7 times through the two Friday games. Love is the first Marshall freshman with four hits in a game since Mya Stevenson hit for the cycle in 2019 at Charlotte. Love added career-highs of three runs and three RBI. She had one of MU's three doubles.
- Katie Adams, Mya Stevenson and Rielly Lucas had two hits each. Adams scored a career-high three runs. Stevenson and Lucas drove in two runs each.
- Rielly Lucas, Bub Feringa and Alex Coleman all had their first career starts.
- Alex Coleman reached base all three times she came to the plate with a hit and two walks. She scored two runs and drove in two as well. Coleman had a stolen base and added three putouts in centerfield.
- Cailey Joyce earned the complete-game win, scattering six hits across five innings and struck out two.
- Cailey Joyce teamed with shortstop Camryn Michallas for a double play in the first. After a leadoff double, the next batter popped out into foul territory that Michallas tracked down at the fence. The runner at second tagged up and attempted to take third with no one there to cover. Joyce sprinted over from the circle, received the throw from Michallas and dropped down to put the tag on at third for the out.

Saturday vs. Howard

- It was a game of free passes as the Herd combined for 15 on offense with 10 walks and five hit-by-pitches. Aly Harrell was walked three times (37th career game with 2 or more) and hit by a pitch once. Mya Stevenson and Katie Adams were walked two times each and Saige Pye was plunked twice. Seven different players earned at least one free pass. MU drew at least one free pass in each inning and had three or more three times.
- Aly Harrell recorded her 140th career walk in the fourth inning. Second player in team history to reach 140 career walks. Rachel Folden (2005-08) is the other and all-time leader with 147.
- Bub Feringa earned her first career start at pitcher. She started the Friday game against Howard at 3B. Feringa pitched five innings, allowed five hits, two runs, one earned and struck out two. She earned her first career win.
- Sydney Nester came in to finish the game pitching the final two innings and struck out four more batters out of the six she faced.
- Brooklyn Ulrich saw her first time on the field on defense and at the plate. She had previously appeared in six games as a pinch runner. Ulrich played the sixth and seventh innings at second base. She had one putout on defense and drew a walk in her only plate appearance. Ulrich also stole her first career base as well.
- Saige Pye drove in four runs with three coming on a towering home run to left in the top of the seventh. MU entered the seventh leading 4-2. Pye's home run came on two outs. Herd scored two more runs before the end of the inning to take a 9-2 lead. Pye and Autumn Owen had two hits each.
- Marshall stole five bases with Lauren Love, Mya Stevenson, Brooklyn Ulrich, Autumn Owen and Armani Brown tallying one theft each. It was the first time the Herd stole at least five in a game since March 23, 2019 vs. UTSA.

Saturday at Campbell

- Marshall kept its momentum going with a win over the home team.
- Sydney Nester was dominant again with 13 more strikeouts. It was her fifth game of the season with 10 or more strikeouts. She had four games in double-figures in three seasons at North Carolina State. Nester ended the weekend with 29 Ks in 16 innings, a 0.88 ERA and won her fifth game of the year. Nester has 81 strikeouts through 10 appearances with a total of 47.2 innings.
- Saige Pye came through again with a two-run bomb to left in the fifth. It was her second of the day, fourth of the season and 19th of her career. Pye also hit a double in the first and scored two runs. She ended the weekend hitting .500 (6-of-12), scored five runs, two doubles, two home runs, seven RBI and



**Megan
Smith**

**Head Coach
4th Season
North Carolina '99**



Megan Smith Lyon enters her fourth season in 2022 leading the Marshall softball team after being hired as the program's fourth head coach on July 25, 2018. Coach Smith Lyon became the fastest to reach 50 wins in program history, needing just 76 games to get there, as she earned her 50th at Marshall with a dominating 8-0 win in five innings over Rhode Island on Feb. 23, 2020.

Coach Smith Lyon's record at Marshall is 88-47, a .651 winning percentage, and 481-312 overall (16 years).

Despite no postseason awards been given out in 2020 due to the season being canceled, in her tenure Smith Lyon has had eight players named all-conference, nine C-USA player/pitchers of the week and four all-region. Her players have starred in the classroom as well with players named to the C-USA Commissioner's Honor Roll 45 times, seven receiving the Academic Medal, and 10 as NFCA Academic All-Americans.

Smith Lyon carried her team through a difficult year in 2021 dealing with restrictions from the COVID-19 pandemic, and still finished with a winning record of 20-13. The Herd still ranked among the nation's best in doubles per game (seventh), home runs per game (12th), slugging percentage (16th), on base percentage (23rd) and scoring (27th).

Marshall was off to a record-breaking start offensively in 2020 before the year came to an abrupt end after 25 games, due to the cancellation of the season from the outbreak of the COVID-19 virus. The Herd was on pace to eclipse records that were set just the season before. As a team Marshall was batting .357, slugging .643, an on base percentage of .440, and was leading the nation in home runs per game with 1.92 (48 total). The team was on pace to hit the century mark in homers by the end of the regular season. The offensive onslaught started from the beginning of the year and picked up pace during the Pirate Classic (Feb. 28-March 1) as Marshall blasted 15 home runs in five games. The Herd tied its single-game record of five home runs twice. The first time came against the Delaware State Hornets (Feb. 28) and then at No. 11 Kentucky (March 11). Marshall was seventh in the nation in scoring with 7.56 runs per game, with the old team record of 5.40 set in 2015. Other per game averages that displayed the Herd's offensive prowess included 9.84 hits (old record 9.28 in 2015), 1.64 doubles (1.40 set in 2008), 6.96 RBI (4.88 set in 2019), 17.72 total bases (12.31 set in 2017), and 3.48 walks per contest (3.44 set in 2019). Marshall had eight wins by the mercy rule, tied for third-most in a season (2006) in team history.

Coach Smith led a big turnaround for the Herd with a 17-win improvement (tied for second-best in program history) at 42-22.

Her first season with the Herd was a record-breaking one along with leading the team to the Conference USA Championship game for the first time since 2014 as the No. 4 seed in the tournament. Following the 3-1 championship game loss to No. 2 seed Louisiana Tech, Marshall received an invite to the National Invitational Softball Championship and played in the Lynchburg, Va., Regional. Again Marshall fought its way into the regional championship game before falling to the host Liberty Flames. The Herd ended the season tying the record for most wins in a season with 42.

Coach Smith won her debut game for the Green and White with a 5-2 victory over UC-Riverside (Feb. 8) in San Diego, Calif. She earned her 400th career coaching victory with a 10-1 win against Presbyterian (Feb. 16). The Herd finished the early part of the season with a 17-6 record before diving into Conference USA action. Marshall was predicted to finish eighth in the preseason coaches' poll but battled through to a 17-7 record with the series win in 7-of-8 conference matchups. The Herd played well at home with a 13-6 record including two walk-off victories at the Dot in conference action against WKU and Louisiana Tech.

During the season, the team as well as individual players were ranked nationally in many statistical categories. By the end of the season Marshall was ranked in the top 100 in home runs (19th), shutouts (tied for 21st), slugging percentage (27th), on base percentage (40th), runs per game (45th), winning percentage (51st) and fielding percentage (97th). Individually Aly Harrell led the country in total walks (68) and combined free passes with 85 (68 walks and 17 hit-by-pitches). Sierra Huerta led the nation in hit-by-pitches with 30 which was also good for 12th most all-time in NCAA history. Freshman Mya Stevenson led all freshman across Division I with 20 homers. Marshall players in total ranked in the top 50 in the coun-

try 17 times by the end of the 2019 season.

The 2019 Marshall softball team broke or tied 15 team records and 15 individual records.

Team Records:

Most postseason games played – 10, previous record of six in 2013 & 2017
Most games played – 64, previous record of 62 set in 1996
Highest slugging percentage – .489, previous record of .465 set in 2008
Most runs scored – 339, previous record of 282 set in 2014
Most doubles – 83, previous record of 80 set in 2005
Most home runs – 79, previous record of 52 set in 2008
Most RBI – 312, previous record of 244 set in 2008
Most total bases – 785, previous record of 669 set in 2008
Most walks – 220, previous record of 166 set in 2007
Most hit-by-pitches – 74, previous record of 51 set in 2010
Most shutouts – 16, previous record of 15 set in 1997
Most times back-to-back home runs in a season – 4
Tied for most wins – 42, set in 2017
Tied for most triples – 13, set in 2017
Tied most home runs in a game – 5 vs. Presbyterian, set in 2014 at Northern Kentucky

Individual Records:

On base percentage single-season and career – Aly Harrell .578 season and .539 career
Games played and started – 64 Aly Harrell and Sierra Huerta
Triples – 7 Blakely Burch
Home runs – 20 Mya Stevenson (also freshman record)
Walks – 68 Aly Harrell
Hit-by-pitches – 30 Sierra Huerta
Total bases by freshman – 130 Mya Stevenson
Putouts – 459 Aly Harrell
Cycle – Mya Stevenson at Charlotte, first ever in program history
Tied walks in a game – 4 Aly Harrell
Tied hit-by-pitches in a game – 3 Aly Harrell
Longest streak of games with at least one RBI – 10 Aly Harrell

Smith, who sported a career record of 393-265 prior to coming to Marshall, led the Jayhawks to six consecutive 30-win seasons and back-to-back appearances in the NCAA Tournament in 2014 and 2015 during her nine seasons at the helm. The 2015 campaign yielded the first 40-win season for the program in 23 years, the best start in school history for the second time in her tenure (12-0) and seven consecutive weeks in the top 25. Her 2013 team recorded the program's highest winning percentage (.680) in 21 years, broke the Big 12 record for batting average (.345), the highest mark in the NCAA that season. In 2012, Kansas had a 20-game win streak and, the year before, boasted an 11.5 game won-loss record improvement, the 16th-best turnaround in NCAA history. The 26-3 mark to open the 2011 season was also the best start in the program's history.

"I am extremely honored and excited to be a part of the Marshall family," said Smith. "There is such a strong history and tradition of success within the softball program and I am humbled to now be a part of that. I want to thank Mike Hamrick for this incredible opportunity for me and my son Cooper. I am eager to get to know the players and to get started this fall!"

At Kansas, she coached one All-American, one academic All-American, 20 All-Big 12 selections, 20 NFCA (National Fastpitch Coaches Association) All-Region selections, 50 All-Big 12 Academic Team honorees, three Big 12 Scholar Athletes of the Year and three student-athletes taken in the NPF (National Pro Fastpitch) Draft. The program also set single-season fielding percentage (2014, .979-second-highest nationally) and home run records during her time as head coach (60, 2011).

Prior to her time in Lawrence, Smith was an assistant for LSU for three seasons, where she helped the Tigers in winning the 2007 SEC Tournament and the Stanford Regional in the NCAA Tournament en route to 55 wins. LSU finished the regular season ranked third in the ESPN/USA Today poll. The following season, the Tigers picked up 44 wins on their way to a #9 national seed in the NCAA Tournament. During her tenure, she mentored two All-Americans and five NFCA All-South Region honorees.

Smith started the softball program at Western Carolina and posted a 41-20 record in WCU's inaugural season, earning 2006 Southern Conference Coach of the Year honors, while leading the Catamounts to the league's

regular season title. That season, five student-athletes garnered first-team all-league acclaim, with another on the second team and two more were tabbed on the NFCA Southeast All-Region second team. She also coached the conference's 2006 Pitcher of the Year and Freshman of the Year. WCU broke the league's single-season home run record (81) that year, part of an explosive offensive season for the program (third in the nation in home runs per game, 14th in slugging percentage, 19th in scoring).

She also had assistant coaching stops at her alma mater North Carolina (2004), where she helped the Tar Heels reach the NCAA Tournament, and at Charlotte in 2003.

Her first head coaching position came at Young Harris College in Georgia, where she put up a 79-41 record over two seasons.

"We are very much looking forward to Megan leading our softball pro-

gram," said Marshall Director of Athletics Mike Hamrick. "She is a proven winner and has a reputation for helping mold top-quality student-athletes. Our program is eager for her arrival in Huntington."

Smith, who is an NCAA Division I Softball Committee member, graduated from North Carolina in May 1999 with a Bachelor of Arts in Physical Education and Recreation Studies. She received her Master of Science in Human Performance and Sport Studies from Tennessee in August of 2000.

A Walkertown, N.C. native, Smith and the late Paul Buske have one son, Cooper.

Smith and assistant coach Corey Lyon, married on May 22, 2020.

COACH SMITH YEAR-BY-YEAR

Year	School	Record	Conference	Post Season
2001	Young Harris	34-25		NJCAA Regional Runner-up
2002	Young Harris	45-16		NJCAA Regional Runner-up
2005	W. Carolina	0-0		Start of the program
2006	W. Carolina	41-20	16-4	1st Southern Conference
2010	Kansas	21-35	2-16	10th Big 12
2011	Kansas	31-22	2-16	10th Big 12
2012	Kansas	31-20	6-17	9th Big 12
2013	Kansas	34-16	9-8	4th Big 12
2014	Kansas	34-23	7-11	5th Big 12/NCAA Regionals (1-2)
2015	Kansas	40-15	8-10	5th Big 12/NCAA Regionals (2-2)
2016	Kansas	31-20	8-9	4th Big 12
2017	Kansas	24-28	3-14	7th Big 12
2018	Kansas	27-25	2-16	7th Big 12
2019	Marshall	42-22	17-7	4th C-USA/C-USA Tourn. Runner-Up/NISC Lynchburg Regional Runner-Up (3-2)
2020	Marshall	18-7	0-0	Remainder of season was canceled due to COVID-19 pandemic
2021	Marshall	20-13	8-8	7th C-USA, Abbreviated season due to COVID-19
2022	Marshall	8-5	0-0	
Record 16 yrs		481-312	88-136	
Record Div I 13 yrs		402-269	88-136	
at Young Harris 2 yrs		79-41		
at Western Carolina 1 yr		41-20	16-4	
at Kansas 9 yrs		273-204	47-117	
At Marshall 3 yrs		88-47	25-15	



In memory of **Emileigh Cooper** (three photos to the right), who the Herd Family tragically lost in February of 2016, the Marshall softball team established the Warrior Award in 2017, that will be given out each year to the player that best personifies the qualities that Cooper held as a member of the Herd from 2012 to 2015.

As a senior in 2015, Cooper roared to the forefront as a leader for Marshall, batting .434 and being named second team All-Conference USA. From walk-on to All-Conference performer, Cooper knew how to get her teammates fired up and ready on game day..... (Pause in video for WEARE clip)..... In 2015, players were told to pick one word that held significant meaning to them and Cooper chose "Warrior". Her identity statement for that season was "I am a confident Warrior, I am the fire in C-USA that will always keep burning." On March 13, 2015 at Dot Hicks Field, Cooper came to plate in the 10th inning with Rebecca Myslenski at first, as Marshall was locked against WKU in a scoreless game. Before Emileigh went up to the plate she turned around and looked at teammate Elicia D'Orazio who was due up next and said, "Don't worry about getting ready. I'm going to end this now." Two pitches later she did just that hitting a walk-off home run. A Warrior.

Rebecca Myslenski won the inaugural Warrior Award in 2017 as a member of the MUSB Family who stuck through major injuries, being medically disqualified, and stayed with the team taking on a major role with the staff. Myslenski played sparingly during her freshman and sophomore seasons due to knee injuries. However, when she was in the game she could be relied on to make the tough plays, especially while playing at first base. She had to stop playing after her sophomore year, but instead of leaving the team or Marshall, Myslenski came back as a student assistant and helped the Herd over the next two years in many capacities. She still kept a great attitude despite not being able to play, and did whatever she could to help MUSB.

Madi Marshall won the award in 2018. The senior showed grit and fight while struggling through some health issues to always have a great attitude and could keep the team in great spirits. Madi's electric personality was well in line with Cooper's as Madi was able to learn from Cooper during Madi's freshman year in 2015. She kept a smile on her face even when not in the starting lineup and again would do whatever was needed to help MUSB. Madi played second base, outfield, came in as a pinch runner or a pinch hitter. She hit the only home run of her career as a grand slam against FIU during senior weekend in 2016. Madi also set a team record as a pinch runner, scoring a run in 10-straight contests in 2017.

Hayden Ellis earned the honor in 2019. The senior catcher battled through adversity on and off the field. She stuck with the Herd backing up Taylor McCord at catcher through her first three years. As a senior, Hayden fought her way back from a shoulder injury that took away most of her junior season to have a career year. She set career-highs in every category

and even had an explosive weekend against Louisiana Tech at home. During the Saturday doubleheader, as the Herd celebrated its Strikeout Cancer Day, Hayden belted three home runs in the two games with her father in attendance who had going through his cancer battle. The next day, on Emileigh Cooper Day, she was given the Warrior Award on the field before the series finale.

Due to the COVID-19 pandemic cutting the season short after just 25 games, no Warrior Award was given in 2020.

Blakely Burch won the award in 2021. The redshirt senior fought back from a serious knee injury that ended her 2020 season early, even before it ended for everyone else. Blakely came to Huntington in the summer of 2017 after spending her freshman season at USC Upstate. Over the next four years, Blakely developed into a leader on and off the field, and came through clutch in many situations. She starred in the 2019 setting the team record for triples in a season with seven. Blakely had two walkoffs in her career with one in 2020 against East Tennessee State, and a 2-run double to defeat Louisiana Tech on, none other than Emileigh Cooper Day. She worked her way back from surgery, while also finishing school, planning a wedding and getting accepted into the nursing program at Jacksonville. Her fire and passion was always present on the field and in the dugout, and will forever have a permanent place in Marshall Softball History.

Warrior Award Winners
 2017 - **Rebecca Myslenski**
 2018 - **Madi Marshall**
 2019 - **Hayden Ellis**
 2020 - **No award given (COVID-19)**
 2021 - **Blakely Burch**



2017 Warrior Award winner Rebecca Myslenski with Emileigh Cooper's family (left side).

2018 Warrior Award winner Madi Marshall with Cooper's sister & mom as well as her own parents.

2019 Warrior Award winner Hayden Ellis with Cooper's parents, her own family & MUSB.



2021 Warrior Award winner Blakely Burch after a special ceremony at the Pullman Plaza Theater.

2022 Marshall Softball Stats

The Automated ScoreBook

Overall Statistics for Marshall (as of Feb 28, 2022) (All games Sorted by Batting avg)

Record: 8-5 Home: 0-0 Away: 2-1 Neutral: 6-4 C-USA: 0-0

Player	avg	gp-gs	ab	r	h	2b	3b	hr	rbi	tb	slg%	bb	hp	so	gdp	ob%	sf	sh	sb-att	po	a	e	fld%
43 HARRELL, Aly	.412	13-13	34	9	14	2	0	2	7	22	.647	11	4	2	0	.592	0	0	0-0	86	0	0	1.000
9 LOVE, Lauren	.344	12-11	32	9	11	3	0	1	7	17	.531	2	2	3	1	.417	0	3	1-1	10	12	2	.917
16 PYE, Saige	.314	13-13	35	10	11	3	0	4	12	26	.743	4	5	6	1	.455	0	0	0-0	0	0	0	.000
23 STEVENSON, Mya	.286	13-13	35	8	10	5	0	3	9	24	.686	6	0	8	0	.390	0	0	1-1	7	0	0	1.000
0 OWEN, Autumn	.286	11-9	28	4	8	1	0	1	3	12	.429	1	0	7	1	.300	1	0	1-2	12	16	3	.903
20 MICHALLAS, Camryn	.280	11-10	25	4	7	1	0	0	5	8	.320	0	0	4	1	.280	0	0	0-0	9	17	3	.897
28 KENNEY, Kay Kay	.278	10-6	18	4	5	1	0	1	4	9	.500	1	2	6	1	.381	0	0	1-1	5	0	0	1.000
44 ADAMS, Katie	.235	13-13	34	9	8	4	0	2	10	18	.529	6	2	6	0	.381	0	0	0-0	85	10	1	.990
1 CHELEMEN, Grace	.200	12-11	35	5	7	2	0	0	4	9	.257	3	0	9	0	.256	1	0	1-1	8	0	0	1.000

77 WHITAKER, Madison	.556	5-5	9	2	5	0	0	1	2	8	.889	2	0	2	0	.636	0	0	0-0	2	2	2	.667
13 LUCAS, Rielly	.400	7-2	10	3	4	0	0	0	3	4	.400	4	0	0	0	.571	0	0	0-0	0	0	0	.000
48 FERINGA, Bub	.333	5-2	9	3	3	1	0	1	4	7	.778	0	0	2	0	.300	1	0	0-0	0	5	0	1.000
4 COLEMAN, Alex	.333	9-2	3	4	1	0	0	0	2	1	.333	2	0	1	0	.600	0	3	2-2	4	0	1	.800
3 BROWN, Armani	.000	11-8	11	1	0	0	0	0	0	0	.000	0	0	3	0	.000	0	2	1-1	6	12	1	.947
7 LEE, Amaya	.000	7-0	0	4	0	0	0	0	0	0	.000	0	0	0	0	.000	0	0	0-0	0	0	0	.000
49 ULRICH, Brooklyn	.000	7-0	0	2	0	0	0	0	0	0	.000	1	0	0	0	1.000	0	0	1-1	1	0	0	1.000
Totals	.296	13	318	81	94	23	0	16	72	165	.519	43	15	59	5	.401	3	8	9-10	238	90	14	.959
Opponents	.248	13	319	46	79	11	0	10	41	120	.376	25	9	100	1	.317	3	2	20-21	237	97	16	.954

LOB - Team (69), Opp (74). DP's turned - Team (3), Opp (7).

(All games Sorted by Earned run avg)

Player	era	w-l	app	gs	cg	sho	sv	ip	h	r	er	bb	so	2b	3b	hr	b/avg	wp	hp	bk	sfa	sha
21 NESTER, Sydney	1.32	5-3	10	7	6	3/0	1	47.2	32	15	9	12	81	5	0	1	.179	4	2	0	1	2
14 JOYCE, C.	6.11	2-2	5	4	1	0/0	0	18.1	28	18	16	8	12	5	0	8	.354	1	3	0	2	0

48 FERINGA, Bub	4.00	1-0	3	1	0	0/0	0	7.0	10	6	4	2	4	0	0	0	.294	0	0	0	0	0
34 BLESSIN, Ashley	7.74	0-0	3	1	0	0/0	0	6.1	9	7	7	3	3	1	0	1	.333	0	4	0	0	0
Totals	3.18	8-5	13	13	7	3/0	1	79.1	79	46	36	25	100	11	0	10	.248	5	9	0	3	2
Opponents	6.47	5-8	13	13	3	1/0	1	79.0	94	81	73	43	59	23	0	16	.296	6	15	0	3	8

PB - Team (4), ADAMS, K. 4, Opp (2). SBA/ATT - ADAMS, K. (18-19), NESTER, S. (12-12), FERINGA, B. (5-5), BLESSIN, A. (2-3), OWEN, A. (2-2), JOYCE, C. (1-1).

2022 Marshall Softball Stats

The Automated ScoreBook Overall Statistics for Marshall (as of Feb 28, 2022) (All games Sorted by Fielding pct)

Player	c	po	a	e	fld%	dp	sba	csb	sba%	pb	ci
43 HARRELL, Aly	86	86	0	0	1.000	1	0	0	.000	0	0
1 CHELEMEN, Grace	8	8	0	0	1.000	0	0	0	.000	0	0
23 STEVENSON, Mya	7	7	0	0	1.000	0	0	0	.000	0	0
48 FERINGA, Bub	5	0	5	0	1.000	0	5	0	1.000	0	0
28 KENNEY, Kay Kay	5	5	0	0	1.000	0	0	0	.000	0	0
34 BLESSIN, Ashley	5	0	5	0	1.000	0	2	1	.667	0	0
14 JOYCE, C.	4	2	2	0	1.000	1	1	0	1.000	0	0
49 ULRICH, Brooklyn	1	1	0	0	1.000	0	0	0	.000	0	0
44 ADAMS, Katie	96	85	10	1	.990	0	18	1	.947	4	0
3 BROWN, Armani	19	6	12	1	.947	0	0	0	.000	0	0
9 LOVE, Lauren	24	10	12	2	.917	1	0	0	.000	0	0
21 NESTER, Sydney	11	1	9	1	.909	0	12	0	1.000	0	0
0 OWEN, Autumn	31	12	16	3	.903	1	2	0	1.000	0	0
20 MICHALLAS, Camryn	29	9	17	3	.897	2	0	0	.000	0	0
4 COLEMAN, Alex	5	4	0	1	.800	0	0	0	.000	0	0
77 WHITAKER, Madison	6	2	2	2	.667	0	0	0	.000	0	0
16 PYE, Saige	0	0	0	0	.000	0	0	0	.000	0	0
7 LEE, Amaya	0	0	0	0	.000	0	0	0	.000	0	0
13 LUCAS, Rielly	0	0	0	0	.000	0	0	0	.000	0	0
Totals	342	238	90	14	.959	3	20	1	.952	4	0
Opponents	350	237	97	16	.954	7	9	1	.900	2	0

Hitting minimums - 1 Games 1 AB 1.0 AB/Game 1 TPA 1.0 TPA/Game

Pitching minimums - 1 Games 1 IP 1 BF 1.0 IP/Game

The Automated ScoreBook
Overall Statistics for Marshall (as of Feb 20, 2022)
(Buzz Classic Sorted by Batting avg)

Record: 3-1 Home: 0-0 Away: 0-0 Neutral: 3-1 C-USA: 0-0

Player	avg	gp-gs	ab	r	h	2b	3b	hr	rbi	tb	slg%	bb	hp	so	gdp	ob%	sf	sh	sb-att	po	a	e	fld%
9 LOVE, Lauren	.500	3-2	6	1	3	0	0	1	3	6	1.000	0	0	0	0	.500	0	0	0-0	2	1	0	1.000
77 WHITAKER, Madison	.500	2-2	4	1	2	0	0	1	2	5	1.250	0	0	1	0	.500	0	0	0-0	1	1	1	.667
44 ADAMS, Katie	.444	4-4	9	3	4	2	0	1	2	9	1.000	1	0	2	0	.500	0	0	0-0	29	3	0	1.000
23 STEVENSON, Mya	.400	4-4	10	4	4	2	0	2	5	12	1.200	0	0	0	0	.400	0	0	0-0	3	0	0	1.000
43 HARRELL, Aly	.364	4-4	11	2	4	1	0	1	3	8	.727	0	1	1	0	.417	0	0	0-0	23	0	0	1.000
0 OWEN, Autumn	.250	4-3	8	1	2	1	0	0	1	3	.375	0	0	5	0	.250	0	0	0-0	1	4	1	.833
28 KENNEY, Kay Kay	.250	3-2	4	1	1	0	0	0	0	1	.250	0	0	3	0	.250	0	0	1-1	0	0	0	.000
16 PYE, Saige	.200	4-4	10	2	2	0	0	1	3	5	.500	0	2	1	0	.333	0	0	0-0	0	0	0	.000
20 MICHALLAS, Camryn	.200	3-3	5	0	1	0	0	0	0	1	.200	0	0	1	0	.200	0	0	0-0	4	5	0	1.000
1 CHELEMEN, Grace	.083	4-4	12	3	1	1	0	0	0	2	.167	1	0	3	0	.154	0	0	1-1	2	0	0	1.000
3 BROWN, Armani	.000	4-4	5	1	0	0	0	0	0	0	.000	0	0	1	0	.000	0	1	0-0	2	4	0	1.000
13 LUCAS, Rielly	.000	2-0	2	0	0	0	0	0	1	0	.000	1	0	0	0	.333	0	0	0-0	0	0	0	.000
49 ULRICH, Brooklyn	.000	3-0	0	2	0	0	0	0	0	0	.000	0	0	0	0	.000	0	0	0-0	0	0	0	.000
7 LEE, Amaya	.000	2-0	0	1	0	0	0	0	0	0	.000	0	0	0	0	.000	0	0	0-0	0	0	0	.000
4 COLEMAN, Alex	.000	2-0	0	1	0	0	0	0	0	0	.000	0	0	0	0	.000	0	0	0-0	0	0	0	.000
Totals	.279	4	86	23	24	7	0	7	20	52	.605	3	3	18	0	.326	0	1	2-2	67	23	2	.978
Opponents	.233	4	86	13	20	1	0	2	12	27	.314	7	5	30	0	.327	0	0	8-9	63	25	2	.978

LOB - Team (7), Opp (18). DPs turned - Team (0), Opp (1).

(Buzz Classic Sorted by Earned run avg)

Player	era	w-l	app	gs	cg	sho	sv	ip	h	r	er	bb	so	2b	3b	hr	b/avg	wp	hp	bks	sfa	sha
21 NESTER, Sydney	0.00	3-0	3	2	2	2/0	0	14.0	6	0	0	1	25	1	0	0	.125	0	1	0	0	0
34 BLESSIN, Ashley	4.20	0-0	2	0	0	0/0	0	5.0	4	3	3	3	2	0	0	0	.222	0	3	0	0	0
48 FERINGA, Bub	15.75	0-0	1	0	0	0/0	0	1.1	4	4	3	2	1	0	0	0	.444	0	0	0	0	0
14 JOYCE, C.	21.00	0-1	2	2	0	0/0	0	2.0	6	6	6	1	2	0	0	2	.545	0	1	0	0	0
Totals	3.76	3-1	4	4	2	2/0	0	22.1	20	13	12	7	30	1	0	2	.233	0	5	0	0	0
Opponents	7.33	1-3	4	4	2	0/0	0	21.0	24	23	22	3	18	7	0	7	.279	1	3	0	0	1

PB - Team (1), ADAMS, K. 1. SBA/ATT - ADAMS, K. (7-8), FERINGA, B. (4-4), BLESSIN, A. (2-3), OWEN, A. (1-1), JOYCE, C. (1-1), NESTER, S. (1-1).

The Automated ScoreBook
Overall Statistics for Marshall (as of Feb 20, 2022)
(Battle at the Beach Sorted by Batting avg)

Record: 2-3 Home: 0-0 Away: 1-1 Neutral: 1-2 C-USA: 0-0

Player	avg	gp-gs	ab	r	h	2b	3b	hr	rbi	tb	slg%	bb	hp	so	gdp	ob%	sf	sh	sb-att	po	a	e	fld%
77 WHITAKER, Madison	.600	3-3	5	1	3	0	0	0	0	3	.600	2	0	1	0	.714	0	0	0-0	1	1	1	.667
43 HARRELL, Aly	.500	5-5	14	3	7	1	0	1	2	11	.786	4	2	0	0	.650	0	0	0-0	35	0	0	1.000
1 CHELEMEN, Grace	.375	5-5	16	2	6	1	0	0	4	7	.438	2	0	2	0	.421	1	0	0-0	5	0	0	1.000
28 KENNEY, Kay Kay	.375	4-2	8	3	3	1	0	1	4	7	.875	1	1	1	1	.500	0	0	0-0	2	0	0	1.000
0 OWEN, Autumn	.300	4-3	10	2	3	0	0	1	2	6	.600	1	0	0	1	.333	1	0	0-1	10	4	1	.933
23 STEVENSON, Mya	.286	5-5	14	2	4	2	0	1	2	9	.643	3	0	3	0	.412	0	0	0-0	4	0	0	1.000
20 MICHALLAS, Camryn	.250	5-5	12	2	3	0	0	0	4	3	.250	0	0	0	1	.250	0	0	0-0	1	9	3	.769
16 PYE, Saige	.231	5-5	13	3	3	1	0	1	2	7	.538	3	1	2	1	.412	0	0	0-0	0	0	0	.000
9 LOVE, Lauren	.200	5-5	15	3	3	1	0	0	1	4	.267	1	0	0	1	.250	0	1	0-0	4	9	1	.929
44 ADAMS, Katie	.071	5-5	14	2	1	0	0	1	4	4	.286	1	1	3	0	.188	0	0	0-0	26	3	1	.967
3 BROWN, Armani	.000	4-2	5	0	0	0	0	0	0	0	.000	0	0	1	0	.000	0	1	0-0	3	3	0	1.000
48 FERINGA, Bub	1.000	2-0	2	1	2	0	0	1	2	5	2.500	0	0	0	0	1.000	0	0	0-0	0	0	0	.000
13 LUCAS, Rielly	1.000	2-0	1	1	1	0	0	0	0	1	1.000	1	0	0	0	1.000	0	0	0-0	0	0	0	.000
7 LEE, Amaya	.000	3-0	0	2	0	0	0	0	0	0	.000	0	0	0	0	.000	0	0	0-0	0	0	0	.000
49 ULRICH, Brooklyn	.000	2-0	0	0	0	0	0	0	0	0	.000	0	0	0	0	.000	0	0	0-0	0	0	0	.000
4 COLEMAN, Alex	.000	3-0	0	1	0	0	0	0	0	0	.000	0	0	0	0	.000	0	0	0-0	0	0	1	.000
Totals	.302	5	129	28	39	7	0	7	27	67	.519	19	5	13	5	.406	2	2	0-1	93	37	9	.935
Opponents	.296	5	135	25	40	9	0	6	23	67	.496	12	3	37	1	.362	2	2	7-7	99	49	4	.974

LOB - Team (30), Opp (36). DPs turned - Team (2), Opp (5).

(Battle at the Beach Sorted by Earned run avg)

Player	era	w-l	app	gs	cg	sho	sv	ip	h	r	er	bb	so	2b	3b	hr	b/avg	wp	hp	bks	sfa	sha
21 NESTER, Sydney	2.77	1-2	4	3	2	1/0	1	17.2	18	11	7	6	27	4	0	1	.240	3	1	0	0	2
14 JOYCE, C.	4.94	1-1	2	1	0	0/0	0	11.1	16	10	8	6	8	4	0	4	.333	1	1	0	2	0
48 FERINGA, Bub	0.00	0-0	1	0	0	0/0	0	0.2	1	0	0	0	1	0	0	0	.333	0	0	0	0	0
34 BLESSIN, Ashley	21.00	0-0	1	1	0	0/0	0	1.1	5	4	4	0	1	1	0	1	.556	0	1	0	0	0
Totals	4.29	2-3	5	5	2	1/0	1	31.0	40	25	19	12	37	9	0	6	.296	4	3	0	2	2
Opponents	5.52	3-2	5	5	0	0/0	1	33.0	39	28	26	19	13	7	0	7	.302	3	5	0	2	2

PB - Team (1), ADAMS, K. 1, Opp (2). SBA/ATT - ADAMS, K. (6-6), NESTER, S. (6-6), OWEN, A. (1-1), FERINGA, B. (1-1).

The Automated ScoreBook
Overall Statistics for Marshall (as of Feb 28, 2022)
(Camel Stampede Sorted by Batting avg)

Record: 3-1 Home: 0-0 Away: 1-0 Neutral: 2-1 C-USA: 0-0

Player	avg	gp-gs	ab	r	h	2b	3b	hr	rbi	tb	slg%	bb	hp	so	gdp	ob%	sf	sh	sb-att	po	a	e	fld%
16 PYE, Saige	.500	4-4	12	5	6	2	0	2	7	14	1.167	1	2	3	0	.600	0	0	0-0	0	0	0	.000
9 LOVE, Lauren	.455	4-4	11	5	5	2	0	0	3	7	.636	1	2	3	0	.571	0	2	1-1	4	2	1	.857
13 LUCAS, Rielly	.429	3-2	7	2	3	0	0	0	2	3	.429	2	0	0	0	.556	0	0	0-0	0	0	0	.000
20 MICHALLAS, Camryn	.375	3-2	8	2	3	1	0	0	1	4	.500	0	0	3	0	.375	0	0	0-0	4	3	0	1.000
43 HARRELL, Aly	.333	4-4	9	4	3	0	0	0	2	3	.333	7	1	1	0	.647	0	0	0-0	28	0	0	1.000
0 OWEN, Autumn	.300	3-3	10	1	3	0	0	0	0	3	.300	0	0	2	0	.300	0	0	1-1	1	8	1	.900
44 ADAMS, Katie	.273	4-4	11	4	3	2	0	0	4	5	.455	4	1	1	0	.500	0	0	0-0	30	4	0	1.000
23 STEVENSON, Mya	.182	4-4	11	2	2	1	0	0	2	3	.273	3	0	5	0	.357	0	0	1-1	0	0	0	.000
28 KENNEY, Kay Kay	.167	3-2	6	0	1	0	0	0	0	1	.167	0	1	2	0	.286	0	0	0-0	3	0	0	1.000
48 FERINGA, Bub	.143	3-2	7	2	1	1	0	0	2	2	.286	0	0	2	0	.125	1	0	0-0	0	5	0	1.000
1 CHELEMEN, Grace	.000	3-2	7	0	0	0	0	0	0	0	.000	0	0	4	0	.000	0	0	0-0	1	0	0	1.000

4 COLEMAN, Alex	.333	4-2	3	2	1	0	0	0	2	1	.333	2	0	1	0	.600	0	3	2-2	4	0	0	1.000
3 BROWN, Armani	.000	3-2	1	0	0	0	0	0	0	0	.000	0	0	1	0	.000	0	0	1-1	1	5	1	.857
49 ULRICH, Brooklyn	.000	2-0	0	0	0	0	0	0	0	0	.000	1	0	0	0	1.000	0	0	1-1	1	0	0	1.000
7 LEE, Amaya	.000	2-0	0	1	0	0	0	0	0	0	.000	0	0	0	0	.000	0	0	0-0	0	0	0	.000
Totals	.301	4	103	30	31	9	0	2	25	46	.447	21	7	28	0	.447	1	5	7-7	78	30	3	.973
Opponents	.194	4	98	8	19	1	0	2	6	26	.265	6	1	33	0	.245	1	0	5-5	75	23	10	.907

LOB - Team (32), Opp (20). DPs turned - Team (1), Opp (1).

(Camel Stampede Sorted by Earned run avg)

Player	era	w-l	app	gs	cg	sho	sv	ip	h	r	er	bb	so	2b	3b	hr	b/avg	wp	hp	bk	sfa	sha
21 NESTER, Sydney	0.88	1-1	3	2	2	0/0	0	16.0	8	4	2	5	29	0	0	0	.143	1	0	0	1	0
48 FERINGA, Bub	1.40	1-0	1	1	0	0/0	0	5.0	5	2	1	0	2	0	0	0	.227	0	0	0	0	0
14 JOYCE, C.	2.80	1-0	1	1	1	0/0	0	5.0	6	2	2	1	2	1	0	2	.300	0	1	0	0	0
Totals	1.35	3-1	4	4	3	0/0	0	26.0	19	8	5	6	33	1	0	2	.194	1	1	0	1	0
Opponents	7.00	1-3	4	4	1	1/0	0	25.0	31	30	25	21	28	9	0	2	.301	2	7	0	1	5

PB - Team (2), ADAMS, K. 2. SBA/ATT - ADAMS, K. (5-5), NESTER, S. (5-5).

The Automated ScoreBook
Team Game-by-Game for Marshall (as of Feb 28, 2022)
Batting (All games)

Date	Opponent	ab	r	h	rbi	2b	3b	hr	tb	bb	ibb	sb	cs	hbp	sac	sf	gdp	k	po	a	e	lob	avg
Feb 11	vs Saint Joseph's	21	8	8	8	1	0	5	24	1	0	2	0	0	1	0	0	4	18	5	1	0	.381
Feb 11	vs Villanova	18	1	3	1	0	0	0	3	0	0	0	0	1	0	0	0	6	13	6	1	3	.282
Feb 12	vs Villanova	19	8	6	6	1	0	1	10	0	0	0	0	2	0	0	0	2	15	2	0	1	.293
Feb 12	vs Saint Joseph's	28	6	7	5	5	0	1	15	2	0	0	0	0	0	0	0	6	21	10	0	3	.279
Feb 18	vs South Carolina	27	5	7	4	2	0	0	9	5	0	0	0	0	0	1	0	2	18	7	2	7	.274
Feb 18	at Coastal Carolina	26	3	6	3	0	0	2	12	3	0	0	0	0	0	0	1	5	18	7	3	5	.266
2/19/22	vs South Carolina	24	3	8	3	0	0	1	11	4	0	0	1	1	1	0	3	0	21	8	3	6	.276
Feb 19	at Coastal Carolina	31	9	10	9	2	0	3	21	1	0	0	0	3	0	1	1	5	21	11	0	6	.284
Feb 20	vs Fordham	21	8	8	8	3	0	1	14	6	0	0	0	1	1	0	0	1	15	4	1	6	.293
Feb 25	vs Kent State	24	0	2	0	1	0	0	3	4	0	1	0	2	0	0	0	14	21	6	0	9	.272
Feb 25	vs Howard	25	15	14	13	3	0	0	17	5	0	1	0	0	0	0	0	2	15	6	0	3	.299
Feb 26	vs Howard	26	9	6	6	1	0	1	10	10	0	5	0	5	2	1	0	5	21	9	2	14	.293
Feb 26	at Campbell	28	6	9	6	4	0	1	16	2	0	0	0	0	3	0	0	7	21	9	1	6	.296
Totals		318	81	94	72	23	0	16	165	43	0	9	1	15	8	3	5	59	238	90	14	69	.296

The Automated ScoreBook
Team Game-by-Game for Marshall (as of Feb 28, 2022)
Pitching (All games)

Date	Opponent	ip	h	r	er	bb	so	2b	3b	hr	wp	bk	hbp	dp	ibb	score	w-l	sv	era
Feb 11	vs Saint Joseph's	6.0	2	0	0	0	13	1	0	0	0	0	0	0	0	8-0	1-0	0	0.00
Feb 11	vs Villanova	4.1	8	9	8	4	3	0	0	2	0	0	4	0	0	1-9	1-1	0	5.42
Feb 12	vs Villanova	5.0	3	0	0	0	11	0	0	0	0	0	1	0	0	8-0	2-1	0	3.65
Feb 12	vs Saint Joseph's	7.0	7	4	4	3	3	0	0	0	0	0	0	0	0	6-4	3-1	0	3.76
Feb 18	vs South Carolina	6.0	10	7	6	2	3	2	0	3	1	0	2	0	0	5-7	3-2	0	4.45
Feb 18	at Coastal Carolina	6.0	7	4	1	1	8	2	0	0	1	0	0	0	0	3-4	3-3	0	3.87
2/19/22	vs South Carolina	7.0	8	7	6	3	10	2	0	1	1	0	1	0	0	3-7	3-4	0	4.23
Feb 19	at Coastal Carolina	7.0	11	7	6	4	6	3	0	2	0	0	0	1	0	9-7	4-4	1	4.49
Feb 20	vs Fordham	5.0	4	0	0	2	10	0	0	0	1	0	0	1	0	8-0	5-4	1	4.07
Feb 25	vs Kent State	7.0	2	1	1	3	12	0	0	0	0	0	0	0	0	0-1	5-5	1	3.71
Feb 25	vs Howard	5.0	6	2	2	1	2	1	0	2	0	0	1	1	0	15-2	6-5	1	3.64
Feb 26	vs Howard	7.0	5	2	1	0	6	0	0	0	0	0	0	0	0	9-2	7-5	1	3.39
Feb 26	at Campbell	7.0	6	3	1	2	13	0	0	0	1	0	0	0	0	6-3	8-5	1	3.18
Totals		79.1	79	46	36	25	100	11	0	10	5	0	9	3	0	81-46	8-5	1	3.18

The Automated ScoreBook
Opponent Game-by-Game for Marshall (as of Feb 28, 2022)
Batting (All games)

Date	Opponent	ab	r	h	rbi	2b	3b	hr	tb	bb	ibb	sb	cs	hbp	sac	sf	gdp	k	po	a	e	lob	avg
Feb 11	vs Saint Joseph's	20	0	2	0	1	0	0	3	0	0	0	0	0	0	0	0	13	15	6	0	2	.100
Feb 11	vs Villanova	21	9	8	8	0	0	2	14	4	0	5	1	4	0	0	0	3	15	4	0	7	.244
Feb 12	vs Villanova	18	0	3	0	0	0	0	3	0	0	1	0	1	0	0	0	11	12	6	2	4	.220
Feb 12	vs Saint Joseph's	27	4	7	4	0	0	0	7	3	0	2	0	0	0	0	0	3	21	9	0	5	.233
Feb 18	vs South Carolina	29	7	10	7	2	0	3	21	2	0	0	0	2	0	1	0	3	21	7	2	9	.261
Feb 18	at Coastal Carolina	27	4	7	4	2	0	0	9	1	0	1	0	0	0	0	0	8	21	12	0	6	.261
2/19/22	vs South Carolina	31	7	8	6	2	0	1	13	3	0	6	0	1	1	0	0	10	21	16	0	8	.260
Feb 19	at Coastal Carolina	29	7	11	6	3	0	2	20	4	0	0	0	0	0	1	1	6	21	6	2	6	.277
Feb 20	vs Fordham	19	0	4	0	0	0	0	4	2	0	0	0	0	1	0	0	10	15	8	0	7	.271
Feb 25	vs Kent State	22	1	2	1	0	0	0	2	3	0	3	0	0	0	1	0	12	21	2	2	4	.255
Feb 25	vs Howard	20	2	6	2	1	0	2	13	1	0	0	0	1	0	0	0	2	12	5	1	5	.259
Feb 26	vs Howard	28	2	5	1	0	0	0	5	0	0	0	0	0	0	0	0	6	21	8	5	5	.251
Feb 26	at Campbell	28	3	6	2	0	0	0	6	2	0	2	0	0	0	0	0	13	21	8	2	6	.248
Totals		319	46	79	41	11	0	10	120	25	0	20	1	9	2	3	1	100	237	97	16	74	.248

The Automated ScoreBook
Opponent Game-by-Game for Marshall (as of Feb 28, 2022)
Pitching (All games)

Date	Opponent	ip	h	r	er	bb	so	2b	3b	hr	wp	bk	hbp	dp	ibb	score	w-l	sv	era
Feb 11	vs Saint Joseph's	5.0	8	8	8	1	4	1	0	5	0	0	0	0	0	0-8	0-1	0	11.20
Feb 11	vs Villanova	5.0	3	1	1	0	6	0	0	0	0	0	1	0	0	9-1	1-1	0	6.30
Feb 12	vs Villanova	4.0	6	8	7	0	2	1	0	1	0	0	2	1	0	0-8	1-2	0	8.00
Feb 12	vs Saint Joseph's	7.0	7	6	6	2	6	5	0	1	1	0	0	0	0	4-6	1-3	0	7.33
Feb 18	vs South Carolina	7.0	7	5	5	5	2	2	0	0	1	0	0	0	0	7-5	2-3	0	6.75
Feb 18	at Coastal Carolina	7.0	6	3	3	3	5	0	0	2	0	0	0	1	0	4-3	3-3	0	6.00
2/19/22	vs South Carolina	7.0	8	3	3	4	0	0	0	1	0	0	1	3	0	7-3	4-3	1	5.50
Feb 19	at Coastal Carolina	7.0	10	9	7	1	5	2	0	3	1	0	3	1	0	7-9	4-4	1	5.71
Feb 20	vs Fordham	5.0	8	8	8	6	1	3	0	1	1	0	1	0	0	0-8	4-5	1	6.22
Feb 25	vs Kent State	7.0	2	0	0	4	14	1	0	0	0	0	2	1	0	1-0	5-5	1	5.51
Feb 25	vs Howard	4.0	14	15	14	5	2	3	0	0	2	0	0	0	0	2-15	5-6	1	6.68
Feb 26	vs Howard	7.0	6	9	5	10	5	1	0	1	0	0	5	0	0	2-9	5-7	1	6.51
Feb 26	at Campbell	7.0	9	6	6	2	7	4	0	1	0	0	0	0	0	3-6	5-8	1	6.47
Totals		79.0	94	81	73	43	59	23	0	16	6	0	15	7	0	46-81	5-8	1	6.47

2022 Marshall Softball Stats

The Automated ScoreBook Games Summary for Marshall (as of Feb 28, 2022) (All games)

Score by innings	1	2	3	4	5	6	7	Total
Marshall	20	12	18	7	9	5	10	81
Opponents	8	12	5	4	2	5	10	46

Record when ...

Overall	8-5	After 4 leading	7-1
Conference	0-0 trailing	1-4
Non-Conference	8-5 tied	0-0
Home games	0-0	After 5 leading	4-1
Away games	2-1 trailing	1-3
Neutral site	6-4 tied	0-0
Day games	7-5	After 6 leading	4-0
Night games	1-0 trailing	0-4
vs Left starter	1-0 tied	0-0
vs Right starter	7-5		
1-Run games	0-2	Hit 0 home runs	1-3
2-Run games	2-1	... 1 home run	5-1
5+Run games	5-1	... 2+ home runs	2-1
Extra innings	0-0		
Shutouts	3-1	Opponent 0 home runs	6-2
	 1 home run	0-1
Scoring 0-2 runs	0-2 2+ HRs	2-2
..... 3-5 runs	0-3		
..... 6-9 runs	7-0	Made 0 errors	4-1
..... 10+ runs	1-0 1 error	3-1
	 2+ errors	1-3
Opponent 0-2 runs	5-1		
..... 3-5 runs	2-1	Opp. made 0 errors	3-3
..... 6-9 runs	1-3 1 error	1-0
..... 10+ runs	0-0 2+ errors	4-2
Scored in 1st inning	5-1	Out-hit opponent	6-0
Opp. scored in 1st	1-3	Out-hit by opponent	1-3
Scores first	8-1	Hits are tied	1-2
Opp. scores first	0-4		

Record when team scores:

Runs	0	1	2	3	4	5	6	7	8	9	10+
W-L	0-1	0-1	0-0	0-2	0-0	0-1	2-0	0-0	3-0	2-0	1-0

Record when opponent scores:

Runs	0	1	2	3	4	5	6	7	8	9	10+
W-L	3-0	0-1	2-0	1-0	1-1	0-0	0-0	1-2	0-0	0-1	0-0

Record when leading after:

Inn.	1	2	3	4	5	6
W-L	4-1	7-1	7-1	7-1	4-1	4-0

Record when trailing after:

Inn.	1	2	3	4	5	6
W-L	1-3	1-4	1-4	1-4	1-3	0-4

Record when tied after:

Inn.	1	2	3	4	5	6
W-L	3-1	0-0	0-0	0-0	0-0	0-0

Current winning streak: 3

Longest winning streak: 3

Longest losing streak: 3

Home attendance : 0 (0 dates avg = 0)

Away attendance : 2386 (13 dates avg = 183)

Total attendance: 2386 (13 dates avg = 183)

2022 Marshall Softball Results

The Automated ScoreBook Game Results for Marshall (as of Feb 28, 2022) (All games)

Date	Opponent		Score	Inns	Overall	C-USA	Pitcher of record	Attend	Time
Feb 11, 2022	vs Saint Joseph's	w	8-0	6	1-0-0	0-0-0	NESTER, S. (W 1-0)	77	1:32
Feb 11, 2022	vs Villanova	L	1-9	5	1-1-0	0-0-0	JOYCE, C. (L 0-1)	80	1:50
Feb 12, 2022	vs Villanova	w	8-0	5	2-1-0	0-0-0	NESTER, S. (W 2-0)	74	1:22
Feb 12, 2022	vs Saint Joseph's	w	6-4	7	3-1-0	0-0-0	NESTER, S. (W 3-0)	54	1:50
# Feb 18, 2022	vs South Carolina	L	5-7	7	3-2-0	0-0-0	JOYCE, C. (L 0-2)	183	2:23
# Feb 18, 2022	at Coastal Carolina	L	3-4	7	3-3-0	0-0-0	NESTER, S. (L 3-1)	253	2:03
# 2/19/22	vs South Carolina	L	3-7	7	3-4-0	0-0-0	NESTER, S. (L 3-2)	237	2:31
# Feb 19, 2022	at Coastal Carolina	w	9-7	7	4-4-0	0-0-0	JOYCE, C. (W 1-2)	310	2:36
# Feb 20, 2022	vs Fordham	w	8-0	5	5-4-0	0-0-0	NESTER, S. (W 4-2)	216	1:52
Feb 25, 2022	vs Kent State	L	0-1	7	5-5-0	0-0-0	NESTER, S. (L 4-3)	174	1:59
Feb 25, 2022	vs Howard	w	15-2	5	6-5-0	0-0-0	JOYCE, C. (W 2-2)	112	2:14
Feb 26, 2022	vs Howard	w	9-2	7	7-5-0	0-0-0	FERINGA, B. (W 1-0)	149	2:27
Feb 26, 2022	at Campbell	w	6-3	7	8-5-0	0-0-0	NESTER, S. (W 5-3)	467	2:10

() extra inning game



00 - RS-Jr. - Autumn Owen - C										Mill Spring, N.C.									
Career Highs ** -at Gardner-Webb										Season Highs									
At-Bats: 5 (3x) last vs. Howard 2/26/22										At-Bats: 5 vs. Howard 2/26									
Runs: 3 (3x) last vs. Canisius 2/8/20**										Runs: 1 (4x) last at Campbell 2/26									
Hits: 4 at NC Central 3/20/19**										Hits: 2 (2x) last vs. Howard 2/26									
RBI: 5 (2x) last vs. Canisius 2/8/20**										RBI: 1 (3x) last at Coastal Carolina 2/19									
Doubles: 2 (2x) last at Hampton 4/27/19**										Doubles: 1 vs. Saint Joseph's 2/12									
Triples: 2 vs. NC Central 2/28/20**										Triples:									
Home Runs: 2 at Appalachian St. 3/13/19**										Home Runs: 1 at Coastal Carolina 2/19									
Walks: 3 at Charleston Southern 4/18/19**										Walks: 1 vs. South Carolina 2/19									
SB: 2 (2x) last vs. UMES 2/7/20**										SB: 1 vs. Howard 2/26									
Putouts: 15 at South Carolina St. 2/26/19**										Putouts: 4 vs. South Carolina 2/19									
Assists: 3 (5x) last at Campbell 2/26/22										Assists: 3 (2x) last at Campbell 2/26									
Career/Season																			
2+ Hit Games: 26/2																			
2+ HR Games: 1/																			
2+ Runs Games: 18/																			
2+ RBI Games: 16/																			
2+ BB Games: 10/																			
1,000 Avg. Games (at least 2-2): 7/																			
Hitting Streaks 5+ Games: 5/																			
Hitting Streaks 10+ Games: 0/																			
Career Long Hitting Streak: 6 (3x) all in 2019																			
Season/Current Hit Streak: 2/2																			
Career Long OB Streak: 15 ('19)																			
Season/Current OB Streak: 3/2																			

#0 OWEN, Autumn - 11 games (All games)

Date	Opponent	Pos	AB	R	H	RBI	2B	3B	HR	BB	SB	CS	HBP	SAC	SF	GDP	K	PO	A	E	Avg
Feb 11	vs Saint Joseph's	*3b	2	1	1	0	0	0	0	0	0	0	0	0	0	0	1	0	1	1	.500
Feb 11	vs Villanova	c/ph	1	0	0	0	0	0	0	0	0	0	0	0	0	0	1	0	0	0	.333
Feb 12	vs Villanova	*3b	2	0	0	1	0	0	0	0	0	0	0	0	0	0	1	1	1	0	.200
Feb 12	vs Saint Joseph's	*3b	3	0	1	0	1	0	0	0	0	0	0	0	0	0	2	0	2	0	.250
Feb 18	vs South Carolina	ph/c	2	0	0	1	0	0	0	0	0	0	0	0	1	0	0	2	0	0	.200
2/19/22	vs South Carolina	*c/3b	2	0	0	0	0	0	0	1	0	1	0	0	0	1	0	4	2	0	.167
Feb 19	at Coastal Carolina	*3b	4	1	2	1	0	0	1	0	0	0	0	0	0	0	0	1	2	0	.250
Feb 20	vs Fordham	*3b	2	1	1	0	0	0	0	0	0	0	0	0	0	0	0	3	0	1	.278
Feb 25	vs Kent State	*3b	2	0	0	0	0	0	0	0	0	0	0	0	0	0	2	0	3	0	.250
Feb 26	vs Howard	*3b	5	0	2	0	0	0	0	0	1	0	0	0	0	0	0	0	2	0	.280
Feb 26	at Campbell	*3b	3	1	1	0	0	0	0	0	0	0	0	0	0	0	0	1	3	1	.286
Totals		9gs	28	4	8	3	1	0	1	1	1	1	0	0	1	1	7	12	16	3	.286

On base pct. .300 • Slugging pct. .429

Autumn Owen Collegiate Career Stats																									
Year	Avg.	GP/GS	AB	R	H	2B	3B	HR	RBI	TB	SLG%	BB	HBP	SO	GDP	OB%	SF	SH	SB/ATT	PO	A	E	DP	FLD%	CSB
2019 GWU	0.384	52/52	146	41	56	12	3	13	50	113	0.774	25	3	18	0	0.469	5	0	10/12	291	41	7	1	0.979	17
2020 GWU	0.386	29/29	83	25	32	7	5	4	22	61	0.735	21	1	14	0	0.505	2	1	11/11	158	22	4	1	0.978	5
2021 GWU	Did Not Play-Injury																								
2022 MAR	0.286	11/9	28	4	8	1	0	1	3	12	0.429	1	0	7	1	0.300	1	0	1/2	12	16	3	1	0.903	0
Totals	0.377	92/90	257	70	96	20	8	18	75	186	0.724	47	4	39	1	0.465	8	1	22/25	461	79	14	3	0.975	22
GWU (2 yrs)	0.384	81/81	229	66	88	19	8	17	72	174	0.760	46	4	32	0	0.483	7	1	21/23	449	63	11	2	0.979	22
MAR (1 yr)	0.286	11/9	28	4	8	1	0	1	3	12	0.429	1	0	7	1	0.300	1	0	1/2	12	16	3	1	0.903	0



1 - Sr. - Grace Chelemen - OF										Woodhaven, Michigan									
Career Highs										Season Highs									
At-Bats: 5 vs. Florida Atlantic 4/17/21										At-Bats: 4 (4x) last vs. Fordham 2/20									
Runs: 2 (10x) last vs. LA Tech 5/12/21										Runs: 1 (5x) last vs. Fordham 2/20									
Hits: 4 vs. Bellarmine 3/27/21										Hits: 2 (2x) last vs. Fordham 2/20									
RBI: 3 (2x) last vs. Akron 3/3/21										RBI: 2 vs. Fordham 2/20									
Doubles: 2 vs. LA Tech 5/12/21										Doubles: 1 (2x) last at Coastal Carolina 2/19									
Triples: 1 (2x) last at Norfolk State 3/1/20										Triples:									
Home Runs: 1 (3x) last vs. Valparaiso 3/6/21										Home Runs:									
Walks: 2 (2x) last vs. South Carolina 2/19/22										Walks: 2 vs. South Carolina 2/19									
SB: 2 (2x) last vs. Valparaiso 3/7/21										SB: 1 vs. Saint Joseph's 2/11									
Putouts: 4 (6x) last at MTSU 4/9/21										Putouts: 3 vs. South Carolina 2/18									
Assists: 1 vs. Charlotte 5/12/21										Assists:									
Career/Season																			
2+ Hit Games: 17/2										2+ Hit Games: 17/2									
2+ SB Games: 2/										2+ SB Games: 2/									
2+ Runs Games: 10/										2+ Runs Games: 10/									
2+ RBI Games: 6/1										2+ RBI Games: 6/1									
2+ BB Games: 2/1										2+ BB Games: 2/1									
1.000 Avg. Games (at least 2-2): 1/										1.000 Avg. Games (at least 2-2): 1/									
Hitting Streaks 5+ Games: 3/										Hitting Streaks 5+ Games: 3/									
Hitting Streaks 10+ Games:										Hitting Streaks 10+ Games:									
Career Long Hitting Streak: 6 ('21)										Career Long Hitting Streak: 6 ('21)									
Season/Current Hit Streak: 3/0										Season/Current Hit Streak: 3/0									
Career Long OB Streak: 10 ('20 & '21)										Career Long OB Streak: 10 ('20 & '21)									
Season/Current OB Streak: 3/0										Season/Current OB Streak: 3/0									

#1 CHELEMEN, Grace - 12 games (All games)

Date	Opponent	Pos	AB	R	H	RBI	2B	3B	HR	BB	SB	CS	HBP	SAC	SF	GDP	K	PO	A	E	Avg
Feb 11	vs Saint Joseph's	*of	2	1	0	0	0	0	0	1	1	0	0	0	0	0	1	0	0	0	.000
Feb 11	vs Villanova	*of	3	0	0	0	0	0	0	0	0	0	0	0	0	0	1	0	0	0	.000
Feb 12	vs Villanova	*of	3	1	0	0	0	0	0	0	0	0	0	0	0	0	0	0	0	0	.000
Feb 12	vs Saint Joseph's	*of	4	1	1	0	1	0	0	0	0	0	0	0	0	0	1	2	0	0	.083
Feb 18	vs South Carolina	*of	4	0	2	1	0	0	0	0	0	0	0	0	0	0	0	3	0	0	.188
Feb 18	at Coastal Carolina	*of	4	0	0	0	0	0	0	0	0	0	0	0	0	0	1	0	0	0	.150
2/19/22	vs South Carolina	*of	1	1	1	0	0	0	0	2	0	0	0	0	0	0	0	0	0	0	.190
Feb 19	at Coastal Carolina	*of	3	0	1	1	1	0	0	0	0	0	0	0	1	0	1	1	0	0	.208
Feb 20	vs Fordham	*of	4	1	2	2	0	0	0	0	0	0	0	0	0	0	0	1	0	0	.250
Feb 25	vs Kent State	*of	4	0	0	0	0	0	0	0	0	0	0	0	0	0	2	1	0	0	.219
Feb 26	vs Howard	*of	2	0	0	0	0	0	0	0	0	0	0	0	0	0	1	0	0	0	.206
Feb 26	at Campbell	of	1	0	0	0	0	0	0	0	0	0	0	0	0	0	1	0	0	0	.200
Totals		11gs	35	5	7	4	2	0	0	3	1	0	0	0	1	0	9	8	0	0	.200

On base pct. .256 • Slugging pct. .257

Grace Chelemen Collegiate Career Stats

	Avg.	GP/GS	AB	R	H	2B	3B	HR	RBI	TB	SLG%	BB	HBP	SO	GDP	OB%	SF	SH	SB/ATT	PO	A	E	DP	FLD%
2019 Mich	0.143	36/1	7	10	1	0	0	0	0	1	0.143	2	1	3	0	0.400	0	0	3/4	0	0	0	0	0.000
2020 MAR	0.293	25/20	58	16	17	0	2	1	5	24	0.414	9	1	9	0	0.391	1	2	6/7	29	0	1	1	0.967
2021 MAR	0.353	32/31	102	21	36	6	0	2	15	48	0.471	9	1	14	0	0.404	2	4	3/9	56	1	4	0	0.934
2022 MAR	0.200	12/11	35	5	7	2	0	0	4	9	0.257	3	0	9	0	0.256	1	0	1/1	8	0	0	0	1.000
Totals	0.313	105/63	202	52	61	8	2	3	24	82	0.406	23	3	34	0	0.375	4	6	13/21	93	1	5	1	0.949
MAR (3 yrs)	0.308	69/62	195	42	60	8	2	3	24	81	0.415	21	2	32	0	0.374	4	6	10/17	93	1	5	1	0.949



3 - RS-Sr. - Armani Brown - INF										Elk Grove, California									
Career Highs										Season Highs									
At-Bats: 5 (2x) last vs. Portland State 2/10/19										At-Bats: 3 at Coastal Carolina 2/18									
Runs: 3 at Morehead State 4/30/19										Runs: 1 vs. Saint Joseph's 2/12									
Hits: 3 (3x) last vs. Valparaiso 3/7/21										Hits:									
RBI: 2 (4x) last vs. Rutgers 3/7/20										RBI:									
Doubles: 1 (6x) last vs. last vs. Valparaiso 3/7/21										Doubles:									
Triples: 1 (2x) last vs. Charlotte 5/12/21										Triples:									
Home Runs:										Home Runs:									
Walks: 2 (5x) last at FIU 4/24/21										Walks:									
SB: 1 (13x) last vs. Howard 2/26/22										SB: 1 vs. Howard 2/26									
Putouts: 6 (3x) last at MTSU 4/9/21										Putouts: 2 at Coastal Carolina 2/18									
Assists: 5 (3x) last vs. Charlotte 5/12/21										Assists: 2 (3x) last vs. Howard 2/26									
Career/Season																			
2+ Hit Games: 26/										2+ Hit Games: 26/									
2+ BB Games: 5/										2+ BB Games: 5/									
2+ Runs Games: 7/										2+ Runs Games: 7/									
2+ RBI Games: 4/										2+ RBI Games: 4/									
1,000 Avg. Games (at least 2-2): 4/										1,000 Avg. Games (at least 2-2): 4/									
Hitting Streaks 5+ Games: 1/										Hitting Streaks 5+ Games: 1/									
Hitting Streaks 10+ Games:										Hitting Streaks 10+ Games:									
Career Long Hitting Streak: 6 ('19)										Career Long Hitting Streak: 6 ('19)									
Season/Current Hit Streak:										Season/Current Hit Streak:									
Career Long OB Streak: 19 ('20)										Career Long OB Streak: 19 ('20)									
Season/Current OB Streak:										Season/Current OB Streak:									

#3 BROWN, Armani - 11 games (All games)

Date	Opponent	Pos	AB	R	H	RBI	2B	3B	HR	BB	SB	CS	HBP	SAC	SF	GDP	K	PO	A	E	Avg
Feb 11	vs Saint Joseph's	*2b	1	0	0	0	0	0	0	0	0	0	0	1	0	0	0	0	1	0	.000
Feb 11	vs Villanova	*2b	1	0	0	0	0	0	0	0	0	0	0	0	0	0	0	1	1	0	.000
Feb 12	vs Villanova	*2b	2	0	0	0	0	0	0	0	0	0	0	0	0	0	0	0	1	0	.000
Feb 12	vs Saint Joseph's	*2b/pr	1	1	0	0	0	0	0	0	0	0	0	0	0	0	1	1	1	0	.000
Feb 18	vs South Carolina	*2b	0	0	0	0	0	0	0	0	0	0	0	0	0	0	0	1	0	0	.000
Feb 18	at Coastal Carolina	*2b	3	0	0	0	0	0	0	0	0	0	0	0	0	0	1	2	1	0	.000
2/19/22	vs South Carolina	ss	2	0	0	0	0	0	0	0	0	0	0	1	0	0	0	0	2	0	.000
Feb 19	at Coastal Carolina	2b	0	0	0	0	0	0	0	0	0	0	0	0	0	0	0	0	0	0	.000
Feb 25	vs Kent State	*2b	1	0	0	0	0	0	0	0	0	0	0	0	0	0	1	1	2	0	.000
Feb 25	vs Howard	2b	0	0	0	0	0	0	0	0	0	0	0	0	0	0	0	0	1	0	.000
Feb 26	vs Howard	*2b/pr	0	0	0	0	0	0	0	0	1	0	0	0	0	0	0	0	2	1	.000
Totals		8gs	11	1	0	0	0	0	0	0	1	0	0	2	0	0	3	6	12	1	.000

On base pct. .000 • Slugging pct. .000

Armani Brown Career Stats																							
Year	avg	gp-gs	ab	r	h	2b	3b	hr	rbi	tb	slg%	bb	hbp	so	gdp	ob%	sf	sh	sb-att	po	a	e	fld%
2018	.357	6-4	14	3	5	0	0	0	3	5	.357	1	0	1	0	.400	0	0	3-3	9	7	1	.941
2019	.272	62-62	191	30	52	4	1	0	11	58	.304	13	0	19	0	.316	2	7	6-8	95	93	9	.954
2020	.347	25-25	72	13	25	0	0	0	7	25	.347	4	0	11	0	.382	0	4	3-4	35	32	5	.931
2021	.246	32-24	61	12	15	3	1	0	2	20	.328	8	1	9	0	.343	0	3	0-2	61	44	4	.963
2022	.000	11-8	11	1	0	0	0	0	0	0	.000	0	0	3	0	.000	0	2	1-1	6	12	1	.947
TOTAL	.278	136-123	349	59	97	7	2	0	23	108	.309	26	1	43	0	.328	2	16	13-18	206	188	20	.952



4 - Fr. - Alex Coleman - OF

Asheboro, N.C.

Season Highs

At-Bats: 1 (3x) last at Campbell 2/26
Runs: 2 vs. Howard 2/25
Hits: 1 vs. Howard 2/25
RBI: 2 vs. Howard 2/25
Doubles:
Triples:
Home Runs:
Walks: 2 vs. Howard 2/25
SB: 1 (2x) last vs. Howard 2/25
Putouts: 3 vs. Kent State 2/25
Assists:

Career/Season

2+ Hit Games:
2+ Runs Games: 1
2+ RBI Games: 1
2+ BB Games: 1
1,000 Avg. Games (at least 2-2):
Hitting Streaks 5+ Games:
Hitting Streaks 10+ Games:
Career Long Hitting Streak:
Season/Current Hit Streak: 1/0
Career Long OB Streak:
Season/Current OB Streak: 1/1

#4 COLEMAN, Alex - 9 games (All games)

Date	Opponent	Pos	AB	R	H	RBI	2B	3B	HR	BB	SB	CS	HBP	SAC	SF	GDP	K	PO	A	E	Avg
Feb 11	vs Villanova	of	0	0	0	0	0	0	0	0	0	0	0	0	0	0	0	0	0	0	.000
Feb 12	vs Saint Joseph's	pr	0	1	0	0	0	0	0	0	0	0	0	0	0	0	0	0	0	0	.000
Feb 18	vs South Carolina	of	0	0	0	0	0	0	0	0	0	0	0	0	0	0	0	0	0	0	.000
Feb 18	at Coastal Carolina	pr/of	0	0	0	0	0	0	0	0	0	0	0	0	0	0	0	0	0	1	.000
Feb 20	vs Fordham	pr	0	1	0	0	0	0	0	0	0	0	0	0	0	0	0	0	0	0	.000
Feb 25	vs Kent State	pr	0	0	0	0	0	0	0	0	1	0	0	0	0	0	0	0	0	0	.000
Feb 25	vs Howard	*of	1	2	1	2	0	0	0	2	1	0	0	0	0	0	0	3	0	0	1.000
Feb 26	vs Howard	of	1	0	0	0	0	0	0	0	0	0	0	1	0	0	0	0	0	0	.500
Feb 26	at Campbell	*of	1	0	0	0	0	0	0	0	0	0	0	2	0	0	1	1	0	0	.333
Totals		2gs	3	4	1	2	0	0	0	2	2	0	0	3	0	0	1	4	0	1	.333

On base pct. .600 • Slugging pct. .333

Alex Coleman Career Stats																							
Year	avg	gp-gs	ab	r	h	2b	3b	hr	rbi	tb	slg%	bb	hbp	so	gdp	ob%	sf	sh	sb-att	po	a	e	fld%
2022	.333	9-2	3	4	1	0	0	0	2	1	.333	2	0	1	0	.600	0	3	2-2	4	0	1	.800
TOTAL	.333	9-2	3	4	1	0	0	0	2	1	.333	2	0	1	0	.600	0	3	2-2	4	0	1	.800



7 - R-Fr. - Amaya Lee - IF												Concord, Calif.											
Season Highs												Career/Season											
At-Bats:												2+ Hit Games:											
Runs: 1 (4x) last vs. Howard 2/26												2+ Runs Games:											
Hits:												2+ RBI Games:											
RBI:												2+ BB Games:											
Doubles:												1,000 Avg. Games (at least 2-2):											
Triples:												Hitting Streaks 5+ Games:											
Home Runs:												Hitting Streaks 10+ Games:											
Walks:												Career Long Hitting Streak:											
SB:												Season/Current Hit Streak:											
Putouts:												Career Long OB Streak:											
Assists:												Season/Current OB Streak:											

#7 LEE, Amaya - 7 games (All games)

Date	Opponent	Pos	AB	R	H	RBI	2B	3B	HR	BB	SB	CS	HBP	SAC	SF	GDP	K	PO	A	E	Avg
Feb 11	vs Saint Joseph's	pr	0	0	0	0	0	0	0	0	0	0	0	0	0	0	0	0	0	0	.000
Feb 12	vs Villanova	pr	0	1	0	0	0	0	0	0	0	0	0	0	0	0	0	0	0	0	.000
Feb 18	vs South Carolina	pr	0	1	0	0	0	0	0	0	0	0	0	0	0	0	0	0	0	0	.000
2/19/22	vs South Carolina	pr	0	0	0	0	0	0	0	0	0	0	0	0	0	0	0	0	0	0	.000
Feb 19	at Coastal Carolina	pr	0	1	0	0	0	0	0	0	0	0	0	0	0	0	0	0	0	0	.000
Feb 25	vs Kent State	pr	0	0	0	0	0	0	0	0	0	0	0	0	0	0	0	0	0	0	.000
Feb 26	vs Howard	pr	0	1	0	0	0	0	0	0	0	0	0	0	0	0	0	0	0	0	.000
Totals		ogs	0	4	0	0	0	0	0	0	0	0	0	0	0	0	0	0	0	0	.000

On base pct. .000 • Slugging pct. .000

Amaya Lee Career Stats																							
Year	avg	gp-gs	ab	r	h	2b	3b	hr	rbi	tb	slg%	bb	hbp	so	gdp	ob%	sf	sh	sb-att	po	a	e	fld%
2022	.000	7-0	0	4	0	0	0	0	0	0	.000	0	0	0	0	.000	0	0	0-0	0	0	0	.000
TOTAL	.000	7-0	0	4	0	0	0	0	0	0	.000	0	0	0	0	.000	0	0	0-0	0	0	0	.000



9 - Fr. - Lauren Love - IF	Matthews, N.C.
Season Highs At-Bats: 4 (2x) last vs. Howard 2/25 Runs: 3 vs. Howard 2/25 Hits: 4 vs. Howard 2/25 RBI: 3 vs. Howard 2/25 Doubles: 1 (3x) last at Campbell 2/25 Triples: Home Runs: 1 vs. Saint Joseph's 2/12 Walks: 1 (2x) last vs. Howard 2/26 SB: 1 vs. Howard 2/26 Putouts: 3 vs. Howard 2/26 Assists: 5 at Coastal Carolina 2/19	Career/Season 2+ Hit Games: 1 2+ Runs Games: 2 2+ RBI Games: 2 2+ BB Games: 1,000 Avg. Games (at least 2-2): 1 Hitting Streaks 5+ Games: Hitting Streaks 10+ Games: Career Long Hitting Streak: Season/Current Hit Streak: 4/1 Career Long OB Streak: Season/Current OB Streak: 4/4

#9 LOVE, Lauren - 12 games (All games)

Date	Opponent	Pos	AB	R	H	RBI	2B	3B	HR	BB	SB	CS	HBP	SAC	SF	GDP	K	PO	A	E	Avg
Feb 11	vs Villanova	2b	1	0	1	1	0	0	0	0	0	0	0	0	0	0	0	1	0	0	1.000
Feb 12	vs Villanova	*of	2	0	1	0	0	0	0	0	0	0	0	0	0	0	0	0	0	0	.667
Feb 12	vs Saint Joseph's	*of/2b	3	1	1	2	0	0	1	0	0	0	0	0	0	0	0	1	1	0	.500
Feb 18	vs South Carolina	*of/2b	3	2	1	0	1	0	0	1	0	0	0	0	0	0	0	1	2	0	.444
Feb 18	at Coastal Carolina	*of/ss	3	0	0	0	0	0	0	0	0	0	0	0	0	0	0	1	0	0	.333
2/19/22	vs South Carolina	*ss/of	3	0	1	0	0	0	0	0	0	0	0	0	0	1	0	0	2	1	.333
Feb 19	at Coastal Carolina	*2b	4	1	1	0	0	0	0	0	0	0	0	0	0	0	0	2	5	0	.316
Feb 20	vs Fordham	*2b	2	0	0	1	0	0	0	0	0	0	0	1	0	0	0	0	0	0	.286
Feb 25	vs Kent State	*ss/2b	2	0	0	0	0	0	0	0	0	0	1	0	0	0	1	1	0	0	.261
Feb 25	vs Howard	*2b/ss	4	3	4	3	1	0	0	0	0	0	0	0	0	0	0	0	0	0	.370
Feb 26	vs Howard	*ss	2	1	0	0	0	0	0	1	1	0	1	1	0	0	1	3	2	1	.345
Feb 26	at Campbell	*2b	3	1	1	0	1	0	0	0	0	0	0	1	0	0	1	0	0	0	.344
Totals		11gs	32	9	11	7	3	0	1	2	1	0	2	3	0	1	3	10	12	2	.344

On base pct. .417 • Slugging pct. .531

Lauren Love Career Stats																							
Year	avg	gp-gs	ab	r	h	2b	3b	hr	rbi	tb	slg%	bb	hbp	so	gdp	ob%	sf	sh	sb-att	po	a	e	fld%
2022	.344	12-11	32	9	11	3	0	1	7	17	.531	2	2	3	1	.417	0	3	1-1	10	12	2	.917
TOTAL	.344	12-11	32	9	11	3	0	1	7	17	.531	2	2	3	1	.417	0	3	1-1	10	12	2	.917



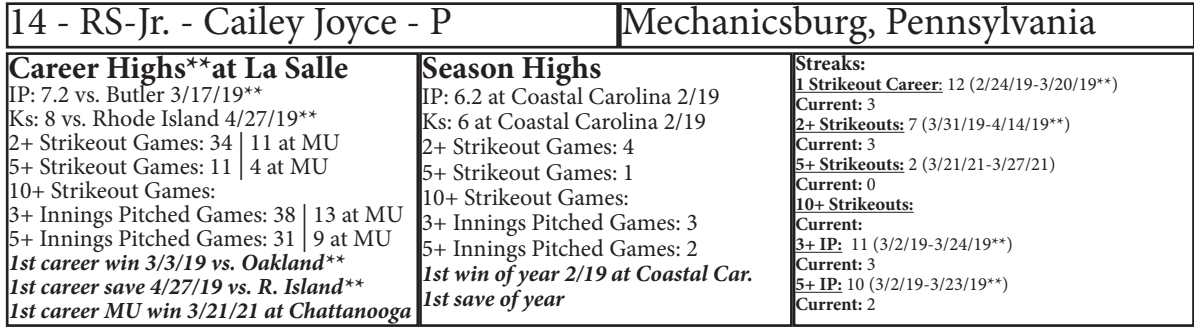
13 - Fr. - Rielly Lucas - IF	Huntington, W.Va.
Season Highs At-Bats: 3 vs. Howard 2/25 Runs: 1 (3x) last vs. Howard 2/26 Hits: 2 vs. Howard 2/25 RBI: 2 vs. Howard 2/25 Doubles: Triples: Home Runs: Walks: 1 (4x) last at Campbell SB: Putouts: Assists:	Career/Season 2+ Hit Games: 1 2+ Runs Games: 2+ RBI Games: 1 2+ BB Games: 1,000 Avg. Games (at least 2-2): Hitting Streaks 5+ Games: Hitting Streaks 10+ Games: Career Long Hitting Streak: Season/Current Hit Streak: 2/0 Career Long OB Streak: Season/Current OB Streak: 6/6

#13 LUCAS, Rielly - 7 games (All games)

Date	Opponent	Pos	AB	R	H	RBI	2B	3B	HR	BB	SB	CS	HBP	SAC	SF	GDP	K	PO	A	E	Avg
Feb 12	vs Villanova	ph	1	0	0	1	0	0	0	0	0	0	0	0	0	0	0	0	0	0	.000
Feb 12	vs Saint Joseph's	ph/of	1	0	0	0	0	0	0	1	0	0	0	0	0	0	0	0	0	0	.000
Feb 19	at Coastal Carolina	ph	1	1	1	0	0	0	0	0	0	0	0	0	0	0	0	0	0	0	.333
Feb 20	vs Fordham	ph	0	0	0	0	0	0	0	1	0	0	0	0	0	0	0	0	0	0	.333
Feb 25	vs Howard	*of	3	1	2	2	0	0	0	0	0	0	0	0	0	0	0	0	0	0	.500
Feb 26	vs Howard	ph/of	2	1	1	0	0	0	0	1	0	0	0	0	0	0	0	0	0	0	.500
Feb 26	at Campbell	*of/of	2	0	0	0	0	0	0	1	0	0	0	0	0	0	0	0	0	0	.400
Totals		2gs	10	3	4	3	0	0	0	4	0	0	0	0	0	0	0	0	0	0	.400

On base pct. .571 • Slugging pct. .400

Rielly Lucas Career Stats																							
Year	avg	gp-gs	ab	r	h	2b	3b	hr	rbi	tb	slg%	bb	hbp	so	gdp	ob%	sf	sh	sb-att	po	a	e	fld%
2022	.400	7-2	10	3	4	0	0	0	3	4	.400	4	0	0	0	.571	0	0	0-0	0	0	0	.000
TOTAL	.400	7-2	10	3	4	0	0	0	3	4	.400	4	0	0	0	.571	0	0	0-0	0	0	0	.000



Date	Opponent	Pos	AB	R	H	RBI	2B	3B	HR	BB	SB	CS	HBP	SAC	SF	GDP	K	PO	A	E	Avg
Feb 19	at Coastal Carolina	*p	0	0	0	0	0	0	0	0	0	0	0	0	0	0	0	1	1	0	.000
Feb 25	vs Howard	*p	0	0	0	0	0	0	0	0	0	0	0	0	0	0	0	1	1	0	.000
Totals		2gs	0	0	0	0	0	0	0	0	0	0	0	0	0	0	0	2	2	0	.000

Date	Opponent	GS	IP	H	R	ER	BB	SO	2B	3B	HR	WP	BK	HBP	IBB	Score	W-L	Sv	ERA	NP
Feb 11	vs Villanova	*	1.0	2	3	3	1	2	0	0	2	0	0	1	0	1-9	0-1	0	21.00	20
Feb 12	vs Saint Joseph's	*	1.0	4	3	3	0	0	0	0	0	0	0	0	0	6-4	0-1	0	21.00	20
Feb 18	vs South Carolina		4.2	5	3	2	2	2	1	0	2	1	0	1	0	5-7	0-2	0	8.40	78
Feb 19	at Coastal Carolina	*	6.2	11	7	6	4	6	3	0	2	0	0	0	0	9-7	1-2	0	7.35	146
Feb 25	vs Howard	*	5.0	6	2	2	1	2	1	0	2	0	0	1	0	15-2	2-2	0	6.11	75
Totals		4	18.1	28	18	16	8	12	5	0	8	1	0	3	0	36-29	2-2	0	6.11	-

Cailey Joyce Collegiate Career Pitching Stats																															
	ERA	W-L	APP	GS	CG	SHO	SV	IP	H	R	ER	BB	SO	2B	3B	HR	BF	BAvg.	WP	HBP	BK	SFA	SHA	PO	A	E	DP	FLD%			
2019 La Salle	4.32	8-14	35	16	14	1/0	1	168.2	231	128	104	45	91	51	5	18	798	0.324	5	13	0	13	13	22	14	1	1	0.973			
2020 La Salle								Did Not Play- Injured																							
2021 MAR	3.08	5-5	15	12	4	1/0	0	66.0	68	38	29	21	37	15	4	4	287	0.269	0	6	0	1	6	1	7	0	0	1.000			
2022 MAR	6.11	2-2	5	4	1	0/0	0	18.1	28	18	16	8	12	5	0	8	92	0.354	1	3	0	2	0	2	2	0	1	1.000			
Totals	4.12	15-21	55	32	19	2/0	1	253.0	327	184	149	74	140	71	9	30	1177	0.313	6	22	0	16	19	25	23	1	2	0.98			
MAR (2 yrs)	3.74	7-7	20	16	5	1/0	0	84.1	96	56	45	29	49	20	4	12	379	0.289	1	9	0	3	6	3	9	0	1	1.000			



16 - 5th Yr. - Saige Pye - INF										Stockton, California									
Career Highs										Season Highs									
At-Bats: 5 (2x) last at Charlotte 5/8/21										At-Bats: 4 (3x) last at Campbell 2/26									
Runs: 2 (9x) last at Campbell 2/26/22										Runs: 2 (2x) last at Campbell 2/26									
Hits: 4 at Kentucky 3/11/20										Hits: 2 (2x) last at Campbell 2/26									
RBI: 7 at Kentucky 3/11/20										RBI: 4 vs. Howard 2/26									
Doubles: 3 vs. Florida Atlantic 4/17/21										Doubles: 1 (3x) last at Campbell 2/26									
Triples: 1 vs. Akron 3/4/20										Triples:									
HRs: 2 at Kentucky 3/11/20										HRs: 1 (4x) last at Campbell 2/26									
Walks: 2 vs. Bucknell 3/7/20										Walks: 1 (4x) last vs. Howard 2/25									
HBP: 2 vs. Howard 2/26/22										HBP: 2 vs. Howard 2/26									
Putouts: 2 (4x) last at Chattanooga 3/21/21										Putouts:									
Assists: 3 (2x) last vs. Bucknell 3/8										Assists:									
Career/Season																			
2+ Hit Games: 25/2										2+ HR Games: 1/ Grand Slams: 1									
2+ Runs Games: 9/2										2+ RBI Games: 18/4									
2+ BB Games: 1/										1,000 Avg. Games (at least 2-2): 3/									
Hitting Streaks 5+ Games: 3/										Hitting Streaks 10+ Games:									
Career Long Hitting Streak: 12 (*21)										Season/Current Hit Streak: 4/4									
Career Long On Base Streak: 24 (*20)										Season/Current OB Streak: 9/9									

#16 PYE, Saige - 13 games (All games)

Date	Opponent	Pos	AB	R	H	RBI	2B	3B	HR	BB	SB	CS	HBP	SAC	SF	GDP	K	PO	A	E	Avg
Feb 11	vs Saint Joseph's	*dh	3	1	1	3	0	0	1	0	0	0	0	0	0	0	0	0	0	0	.333
Feb 11	vs Villanova	*dh	1	0	0	0	0	0	0	0	0	0	1	0	0	0	0	0	0	0	.250
Feb 12	vs Villanova	*dh	2	1	1	0	0	0	0	0	0	0	1	0	0	0	0	0	0	0	.333
Feb 12	vs Saint Joseph's	*dh	4	0	0	0	0	0	0	0	0	0	0	0	0	0	1	0	0	0	.200
Feb 18	vs South Carolina	*dh/of	3	1	1	0	1	0	0	1	0	0	0	0	0	0	0	0	0	0	.231
Feb 18	at Coastal Carolina	*dh	2	1	1	2	0	0	1	1	0	0	0	0	0	0	1	0	0	0	.267
2/19/22	vs South Carolina	*of/dh	4	0	1	0	0	0	0	0	0	0	0	0	0	1	0	0	0	0	.263
Feb 19	at Coastal Carolina	*dh	2	0	0	0	0	0	0	0	0	0	1	0	0	0	0	0	0	0	.238
Feb 20	vs Fordham	*dh	2	1	0	0	0	0	0	1	0	0	0	0	0	0	1	0	0	0	.217
Feb 25	vs Kent State	*dh	3	0	1	0	1	0	0	0	0	0	0	0	0	0	2	0	0	0	.231
Feb 25	vs Howard	*dh	2	2	1	1	0	0	0	1	0	0	0	0	0	0	0	0	0	0	.250
Feb 26	vs Howard	*dh	3	1	2	4	0	0	1	0	0	0	2	0	0	0	0	0	0	0	.290
Feb 26	at Campbell	*dh	4	2	2	2	1	0	1	0	0	0	0	0	0	0	1	0	0	0	.314
Totals		13gs	35	10	11	12	3	0	4	4	0	0	5	0	0	1	6	0	0	0	.314

On base pct. .455 • Slugging pct. .743

Saige Pye Collegiate Career Stats																								
	Avg.	GP/GS	AB	R	H	2B	3B	HR	RBI	TB	SLG%	BB	HBP	SO	GDP	OB%	SF	SH	SB/ATT	PO	A	E	DP	FLD%
2018 GT	0.150	18/5	20	2	3	0	0	1	3	6	0.300	2	2	4	1	0.280	1	0	0/0	3	4	1	1	0.875
2019 GT	0.000	14/1	15	0	0	0	0	0	1	0	0.000	1	0	0	0	0.063	0	0	1/1	0	0	0	0	0.000
2020 MAR	0.463	25/25	80	20	37	6	1	8	28	69	0.863	11	2	5	2	0.532	1	0	0/0	11	12	2	0	0.920
2021 MAR	0.395	25/25	86	14	34	5	0	6	23	57	0.663	8	3	9	2	0.459	1	0	0/1	3	3	2	0	0.750
2022 MAR	0.314	13/13	35	10	11	3	0	4	12	26	0.743	4	5	6	1	0.455	0	0	0/0	0	0	0	0	0.000
Totals	0.360	95/69	236	46	85	14	1	19	67	158	0.669	26	12	24	6	0.444	3	0	1/2	17	19	5	1	0.878
GT (2 yrs)	0.086	32/6	35	2	3	0	0	1	4	6	0.171	3	2	4	1	0.195	1	0	1/1	3	4	1	1	0.875
MAR (3 yrs)	0.408	63/63	201	44	82	14	1	18	63	152	0.756	23	10	20	5	0.487	2	0	0/1	14	15	4	0	0.879



20 - Sr. - Camryn Michallas - INF | Huntington, West Virginia

Career Highs(Div. I) ** at Akron

At-Bats: 4 at Coastal Carolina 2/19/22
 Runs: 2 vs. LA Tech 5/12/21
 Hits: 2 at UT-Martin 3/17/19**
 RBI: 2 (4x) last at Coastal Carolina 2/19/22
 Doubles: 1 (2x) last at Campbell 2/26/22
 Triples:
 HRs:
 Walks: 1 (7x) last at Charlotte 5/9/21
 SB: 1 (2x) last vs. Western Michigan 3/29/19**
 HBP:
 Putouts: 4 vs. Mercer 2/23/19**
 Assists: 5 vs. Western Michigan 3/29/19**

Season Highs

At-Bats: 4 at Coastal Carolina 2/19
 Runs: 1 (4x) last at Campbell 2/26
 Hits: 1 (7x) last at Campbell 2/26
 RBI: 2 (2x) last at Coastal Carolina 2/19
 Doubles: 1 at Campbell 2/26
 Triples:
 Home Runs:
 Walks:
 SB:
 HBP:
 Putouts: 3 (2x) last vs. Howard 2/26
 Assists: 4 at Coastal Carolina 2/18

Career/Season (Div. I)

2+ Hit Games: 1/
 2+ HR Games:
 2+ Runs Games: 1/
 2+ RBI Games: 4/2
 2+ BB Games:
 1.000 Avg. Games (at least 2-2): 1/
 Hitting Streaks 5+ Games:
 Hitting Streaks 10+ Games:
 Career Long Hitting Streak: 3 ('22)
 Season/Current Hit Streak: 3/0
 Career Long On Base Streak: 7 (2022)
 Season/Current OB Streak: 7/7

#20 MICHALLAS, Camryn - 11 games (All games)

Date	Opponent	Pos	AB	R	H	RBI	2B	3B	HR	BB	SB	CS	HBP	SAC	SF	GDP	K	PO	A	E	Avg
Feb 11	vs Villanova	*3b	2	0	1	0	0	0	0	0	0	0	0	0	0	0	0	0	2	0	.500
Feb 12	vs Villanova	*ss	1	0	0	0	0	0	0	0	0	0	0	0	0	0	1	1	0	0	.333
Feb 12	vs Saint Joseph's	*ss	2	0	0	0	0	0	0	0	0	0	0	0	0	0	0	3	3	0	.200
Feb 18	vs South Carolina	*3b	3	0	1	2	0	0	0	0	0	0	0	0	0	0	0	0	1	2	.250
Feb 18	at Coastal Carolina	*3b	3	0	1	0	0	0	0	0	0	0	0	0	0	1	0	0	4	0	.273
2/19/22	vs South Carolina	*3b	0	0	0	0	0	0	0	0	0	0	0	0	0	0	0	0	0	1	.273
Feb 19	at Coastal Carolina	*ss	4	1	1	2	0	0	0	0	0	0	0	0	0	0	0	0	3	0	.267
Feb 20	vs Fordham	*ss	2	1	0	0	0	0	0	0	0	0	0	0	0	0	0	1	1	0	.235
Feb 25	vs Kent State	ph/ss	2	0	1	0	0	0	0	0	0	0	0	0	0	0	1	0	0	0	.263
Feb 25	vs Howard	*ss	3	1	1	1	0	0	0	0	0	0	0	0	0	0	1	3	1	0	.273
Feb 26	at Campbell	*ss	3	1	1	0	1	0	0	0	0	0	0	0	0	0	1	1	2	0	.280
Totals		10gs	25	4	7	5	1	0	0	0	0	0	0	0	0	1	4	9	17	3	.280

On base pct. .280 • Slugging pct. .320

Camryn Michallas Collegiate Career Stats

	Avg.	GP/GS	AB	R	H	2B	3B	HR	RBI	TB	SLG%	BB	HBP	SO	GDP	OB%	SF	SH	SB/ATT	PO	A	E	DP	FLD%
2019 Akron	0.105	34/32	57	5	6	0	0	0	5	6	0.105	6	0	7	0	0.188	1	2	2/4	45	45	15	1	0.857
2020 GCSC*	0.329	26/26	70	18	23	6	0	1	11	32	0.457	10	0	12	1	0.412	0	3	1/1	32	46	8	6	0.907
2021 MAR	0.115	17/9	26	5	3	1	0	0	5	4	0.154	1	0	3	0	0.148	0	2	0/0	9	22	1	0	0.969
2022 MAR	0.280	11/10	25	4	7	1	0	0	5	8	0.32	0	0	4	1	0.28	0	0	0/0	9	17	3	2	0.864
DIV. I Totals	0.130	62/51	108	14	16	2	0	0	15	18	0.167	7	0	14	1	0.198	1	4	2/4	63	84	19	3	0.886
MAR (2 yrs)	0.196	28/19	51	9	10	2	0	0	10	12	0.235	1	0	7	1	0.212	0	2	0/0	18	39	4	2	0.934

* GCSC - Gulf Coast State College JUCO



21 - RS-Jr. - Sydney Nester - Pitcher | Hillsville, Va.

Career Highs ** - at NC State

IP: 9.0 vs. Duke 4/20/19**
Ks: 15 at College of Charleston 3/9/19**
2+ Strikeout Games: 66 | 8 at MU
5+ Strikeout Games: 42 | 7 at MU
10+ Strikeout Games: 9 | 5 at MU
3+ Innings Pitched Games: 64 | 8 at MU
5+ Innings Pitched Games: 42 | 7 at MU
*1st career win vs. Illinois State 2/8/19***
*1st career save vs. UNCW 3/27/19***
1st Marshall win vs. Saint Joseph's 2/11/22

Season Highs

IP: 7.0 (2x) last at Campbell 2/26
Ks: 13 (2x) last at Campbell 2/26
2+ Strikeout Games: 8
5+ Strikeout Games: 7
10+ Strikeout Games: 5
3+ Innings Pitched Games: 8
5+ Innings Pitched Games: 7
1st win of year vs. Saint Joseph's 2/11
1st save of year at Coastal Car. 2/19

Streaks:

1 Strikeout Career: 13 (4/17/19-2/14/20)
Current: 4
2+ Strikeouts Career: 9 (2/21/20-3/8/20)
Current: 4
5+ Strikeouts Career: 6 (3/2/19-3/15/19)
Current: 1
10+ Strikeouts Career: 2 (3/8/19-3/9/19)
Current: 1
3+ IP Career: 9 (2/21/20-3/8/20)
Current: 1
5+ IP Career: 4 (2x) last (2/21/20-2/26-20)
Current: 1

#21 NESTER, Sydney - 7 games (All games)

Date	Opponent	Pos	AB	R	H	RBI	2B	3B	HR	BB	SB	CS	HBP	SAC	SF	GDP	K	PO	A	E	Avg
Feb 11	vs Saint Joseph's	*p	0	0	0	0	0	0	0	0	0	0	0	0	0	0	0	0	1	0	.000
Feb 12	vs Saint Joseph's	p	0	0	0	0	0	0	0	0	0	0	0	0	0	0	0	0	2	0	.000
Feb 18	at Coastal Carolina	*p	0	0	0	0	0	0	0	0	0	0	0	0	0	0	0	0	1	0	.000
2/19/22	vs South Carolina	*p	0	0	0	0	0	0	0	0	0	0	0	0	0	0	0	1	1	1	.000
Feb 20	vs Fordham	*p	0	0	0	0	0	0	0	0	0	0	0	0	0	0	0	0	2	0	.000
Feb 25	vs Kent State	*p	0	0	0	0	0	0	0	0	0	0	0	0	0	0	0	0	1	0	.000
Feb 26	vs Howard	p	0	0	0	0	0	0	0	0	0	0	0	0	0	0	0	0	1	0	.000
Totals		5gs	0	0	0	0	0	0	0	0	0	0	0	0	0	0	0	1	9	1	.000

On base pct. .000 • Slugging pct. .000

#21 NESTER, Sydney - 10 appearances (All games)

Date	Opponent	GS	IP	H	R	ER	BB	SO	2B	3B	HR	WP	BK	HBP	IBB	Score	W-L	Sv	ERA	NP
Feb 11	vs Saint Joseph's	*	6.0	2	0	0	0	13	1	0	0	0	0	0	0	8-0	1-0	0	0.00	81
Feb 12	vs Villanova	*	5.0	3	0	0	0	11	0	0	0	0	0	1	0	8-0	2-0	0	0.00	79
Feb 12	vs Saint Joseph's	*	3.0	1	0	0	1	1	0	0	0	0	0	0	0	6-4	3-0	0	0.00	50
Feb 18	at Coastal Carolina	*	6.0	7	4	1	1	8	2	0	0	1	0	0	0	3-4	3-1	0	0.35	100
2/19/22	vs South Carolina	*	6.1	7	7	6	3	9	2	0	1	1	0	1	0	3-7	3-2	0	1.86	130
Feb 19	at Coastal Carolina	*	0.1	0	0	0	0	0	0	0	0	0	0	0	0	9-7	3-2	1	1.84	5
Feb 20	vs Fordham	*	5.0	4	0	0	2	10	0	0	0	1	0	0	0	8-0	4-2	1	1.55	91
Feb 25	vs Kent State	*	7.0	2	1	1	3	12	0	0	0	0	0	0	0	0-1	4-3	1	1.45	114
Feb 26	vs Howard	*	2.0	0	0	0	0	4	0	0	0	0	0	0	0	9-2	4-3	1	1.38	18
Feb 26	at Campbell	*	7.0	6	3	1	2	13	0	0	0	1	0	0	0	6-3	5-3	1	1.32	126
Totals		7	47.2	32	15	9	12	81	5	0	1	4	0	2	0	60-28	5-3	1	1.32	-

Sydney Nester Collegiate Career Stats

	ERA	W-L	APP	GS	CG	SHO	SV	IP	H	R	ER	BB	SO	2B	3B	HR	BF	BAvg.	WP	HBP	BK	SFA	SHA	PO	A	E	DP	FLD%
2019 NCST	3.37	14-8	37	20	11	3/0	1	149.2	138	88	72	84	153	16	2	17	690	0.241	24	22	0	6	6	3	18	1	4	0.955
2020 NCST	3.24	10-4	17	12	7	0	1	86.1	65	44	40	32	89	10	1	16	372	0.201	5	9	0	2	5	2	10	3	1	0.800
2021 NCST	3.87	7-10	29	14	6	2	0	105.0	94	73	58	72	102	11	3	12	510	0.227	16	19	0	1	4	0	16	3	0	0.842
2022 MAR	1.32	5-3	10	7	6	3/0	1	47.2	32	15	9	12	81	5	0	1	196	0.179	4	2	0	1	2	1	9	1	0	0.909
Totals	3.22	36-25	93	53	30	8/0	2	388.2	329	220	179	200	425	42	6	46	1768	0.221	49	52	0	10	17	6	53	8	5	0.881
NCST (3 yrs)	3.49	31-22	83	46	24	5/0	2	341.0	297	205	170	188	344	37	6	45	1572	0.227	45	50	0	9	15	5	44	7	5	0.875
MAR (1 yr)	1.32	5-3	10	7	6	3/0	1	47.2	32	15	9	12	81	5	0	1	196	0.179	4	2	0	1	2	1	9	1	0	0.909



22 - Soph. - Brianna McCown - P										St. Albans, West Virginia									
Career Highs										Season Highs									
IP: 7.0 vs. LA Tech 5/12										IP:									
Ks: 7 vs. Bowling Green 3/5										Ks:									
2+ Strikeout Games: 6										2+ Strikeout Games:									
5+ Strikeout Games: 3										5+ Strikeout Games:									
10+ Strikeout Games:										10+ Strikeout Games:									
3+ Innings Pitched Games: 5										3+ Innings Pitched Games:									
5+ Innings Pitched Games: 4										5+ Innings Pitched Games:									
1st career win vs. Bowling Green 3/5										1st win of year									
1st career save										1st save of year									
Streaks:																			
1 Strikeout Career: 9 (4/9-5/12)																			
Current:																			
2+ Strikeouts: 3 (5/8-12)																			
Current:																			
5+ Strikeouts:																			
Current:																			
10+ Strikeouts:																			
Current:																			
3+ IP:																			
Current:																			
5+ IP:																			
Current:																			

#18 MCCOWN, Brianna - 2 games (All games)

Date	Opponent	Pos	AB	R	H	RBI	2B	3B	HR	BB	SB	CS	HBP	SAC	SF	GDP	K	PO	A	E	Avg
May 09	at Charlotte 49ers	*p	0	0	0	0	0	0	0	0	0	0	0	0	0	0	0	0	1	0	.000
May 12	vs LA Tech	*p	0	0	0	0	0	0	0	0	0	0	0	0	0	0	0	0	1	0	.000
Totals		2gs	0	0	0	0	0	0	0	0	0	0	0	0	0	0	0	0	2	0	.000

On base pct. .000 • Slugging pct. .000

#18 MCCOWN, Brianna - 13 appearances (All games)

Date	Opponent	GS	IP	H	R	ER	BB	SO	2B	3B	HR	WP	BK	HBP	IBB	Score	W-L	Sv	ERA	NP
Mar 05	BOWLING GREEN		5.0	2	3	3	3	7	0	0	2	2	0	0	0	7-6	1-0	0	4.20	104
Mar 10	at Longwood-1		2.0	1	0	0	0	1	0	0	0	0	0	0	0	2-5	1-0	0	3.00	28
Mar 10	at Longwood-2		0.1	1	2	2	1	0	0	0	0	0	0	0	0	5-7	1-0	0	4.77	12
Apr 09	at Middle Tennessee-2		1.2	2	1	1	2	1	0	0	0	1	0	0	0	8-9	1-0	0	4.67	34
Apr 10	at Middle Tennessee		2.0	2	0	0	1	1	0	0	0	0	0	0	0	5-9	1-0	0	3.82	30
Apr 11	at Middle Tennessee		3.1	7	2	2	0	3	1	0	1	0	0	0	0	2-6	1-0	0	3.91	71
Apr 17	FLORIDA ATLANTIC-1		0.2	2	1	1	0	1	0	0	1	0	0	1	0	9-11	1-0	0	4.20	23
Apr 24	at FIU-1		5.0	5	4	1	1	5	0	1	0	0	0	0	0	12-6	2-0	0	3.50	95
May 07	at Charlotte 49ers		1.1	4	3	3	1	1	2	1	0	1	0	0	0	7-8	2-0	0	4.27	40
May 08	at Charlotte 49ers-1	*	6.0	5	3	3	1	5	0	0	2	0	0	1	0	4-3	3-0	0	4.10	97
May 09	at Charlotte 49ers	*	2.2	4	5	3	3	3	2	1	0	0	0	0	0	3-6	3-1	0	4.43	75
May 12	vs LA Tech	*	7.0	5	2	1	2	3	1	0	0	0	0	3	0	9-2	4-1	0	3.78	122
May 12	vs Charlotte 49ers		0.2	4	3	3	2	0	1	0	0	0	0	0	0	4-8	4-1	0	4.27	31
Totals		3	37.2	44	29	23	17	31	7	3	6	4	0	5	0	77-86	4-1	0	4.27	-

Brianna McCown Career Stats

Year	era	w-l	app	qs	cq	sho	sv	ip	h	r	er	bb	so	2b	3b	hr	bf	bavg	wp	hbp	bk	sfa	sha
2021	4.27	4-1	13	3	1	0/0	0	37.2	44	29	23	17	31	7	3	6	179	.286	4	5	0	0	3
TOTAL	4.27	4-1	13	3	1	0/0	0	37.2	44	29	23	17	31	7	3	6	179	.286	4	5	0	0	3



23 - Senior - Mya Stevenson - OF		Mesquite, Texas
Career Highs	Season Highs	Career/Season
At-Bats: 5 at MTSU 4/9/21	At-Bats: 4 (2x) last vs. Kent State 2/25	2+ Hit Games: 36/3
Runs: 3 (2x) last at Chattanooga 3/21/21	Runs: 2 vs. Villanova 2/12	2+ HR Games: 4/
Hits: 4 at Charlotte 3/16/19	Hits: 2 (3x) last vs. Howard 2/25	2+ Runs Games: 25/1
RBI: 7 (2x) last vs. Rutgers 3/8/20	RBI: 3 vs. Villanova 2/12	2+ RBI Games: 30/2
Doubles: 2 (5x) last vs. Fordham 2/20/22	Doubles: 2 (2x) last vs. Fordham 2/20	2+ BB Games: 10/1
Triples: 1 (3x) last vs. Rhode Island 2/23/20	Triples:	1,000 Avg. Games (at least 2-2): 8/2
HRs: 2 (4x) last vs. Rutgers 3/8/20	HRs: 1 (3x) last at Coastal Carolina 2/19	Hitting Streaks 5+ Games: 5/
Walks: 3 (3x) last vs. Saint Francis 2/7/20	Walks: 2 vs. Howard 2/26	Hitting Streaks 10+ Games: 1/
SB: 1 (9x) last vs. Howard 2/26/22	SB: 1 vs. Howard 2/26	Career Long Hitting Streak: 10 (*19&*21)
HBP: 1 (10x) last at Charlotte 5/8/21	HBP:	Season/Current Hit Streak: 3/0
Putouts: 4 vs. South Carolina 2/18/22	Putouts: 4 vs. South Carolina 2/18	Career Long OB Streak: 22 (*19 & *20)
Assists: 1 (5x) last vs. LA Tech 5/12/21	Assists:	Season/Current OB Streak: 3/0



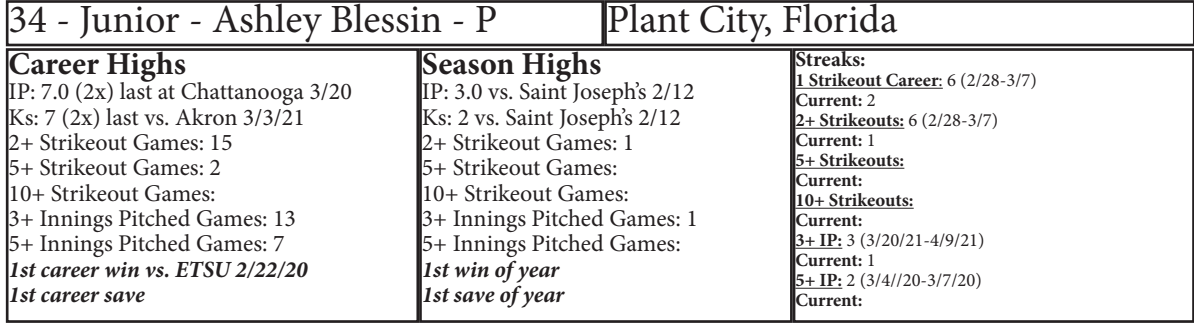
28 - Soph. - Kay Kay Kenney - OF Highland Village, Texas		
Career Highs At-Bats: 4 at Coastal Carolina 2/19/22 Runs: 2 vs. Bellarmine 3/28/21 Hits: 2 vs. South Carolina 2/19/22 RBI: 3 vs. South Carolina 2/19/22 Doubles: 1 at Coastal Carolina 2/19/22 Triples: HRs: 1 (2x) last vs. South Carolina 2/19/22 Walks: 2 (3x) last at Charlotte 5/8/21 SB: 1 (2x) last vs. Saint Joseph's 2/11/22 Putouts: 1 (8x) last at Campbell 2/26/22 Assists:	Season Highs At-Bats: 4 at Coastal Carolina 2/19 Runs: 1 (4x) last vs. Fordham 2/20 Hits: 2 vs. South Carolina 2/19 RBI: 3 vs. South Carolina 2/19 Doubles: 1 at Coastal Carolina 2/19 Triples: Home Runs: 1 vs. South Carolina 2/19 Walks: 1 vs. Fordham SB: 1 vs. Saint Joseph's 2/11 Putouts: 1 (5x) last at Campbell 2/26 Assists:	Career/Season 2+ Hit Games: 1/1 2+ Runs Games: 1/ 2+ RBI Games: 2/1 2+ BB Games: 3/ 1,000 Avg. Games (at least 2-2): 1/1 Hitting Streaks 5+ Games: Hitting Streaks 10+ Games: Career Long Hitting Streak: Season/Current Hit Streak: 2/0 Career Long OB Streak: 3 (*22) Season/Current OB Streak: 4/1

#28 KENNEY, Kay Kay - 10 games (All games)

Date	Opponent	Pos	AB	R	H	RBI	2B	3B	HR	BB	SB	CS	HBP	SAC	SF	GDP	K	PO	A	E	Avg
Feb 11	vs Saint Joseph's	*of	2	1	1	0	0	0	0	0	1	0	0	0	0	0	1	0	0	0	.500
Feb 11	vs Villanova	*of	1	0	0	0	0	0	0	0	0	0	0	0	0	0	1	0	0	0	.333
Feb 12	vs Saint Joseph's	ph	1	0	0	0	0	0	0	0	0	0	0	0	0	0	1	0	0	0	.250
Feb 18	vs South Carolina	pr	0	0	0	0	0	0	0	0	0	0	0	0	0	0	0	0	0	0	.250
2/19/22	vs South Carolina	of	2	1	2	3	0	0	1	0	0	0	1	0	0	0	0	1	0	0	.500
Feb 19	at Coastal Carolina	*of	4	1	1	1	1	0	0	0	0	0	0	0	0	1	1	1	0	0	.400
Feb 20	vs Fordham	*of	2	1	0	0	0	0	0	1	0	0	0	0	0	0	0	0	0	0	.333
Feb 25	vs Kent State	*of	2	0	0	0	0	0	0	0	0	0	1	0	0	0	1	1	0	0	.286
Feb 26	vs Howard	*of	2	0	0	0	0	0	0	0	0	0	0	0	0	0	1	1	0	0	.250
Feb 26	at Campbell	of/of	2	0	1	0	0	0	0	0	0	0	0	0	0	0	0	1	0	0	.278
Totals		6gs	18	4	5	4	1	0	1	1	1	0	2	0	0	1	6	5	0	0	.278

On base pct. .381 • Slugging pct. .500

Kay Kay Kenney Career Stats																							
Year	avg	gp-gs	ab	r	h	2b	3b	hr	rbi	tb	slg%	bb	hbp	so	gdp	ob%	sf	sh	sb-att	po	a	e	fld%
2021	.200	20-5	15	6	3	0	0	1	4	6	.400	6	0	6	1	.409	1	0	1-2	3	0	0	1.000
2022	.278	10-6	18	4	5	1	0	1	4	9	.500	1	2	6	1	.381	0	0	1-1	5	0	0	1.000
TOTAL	.242	30-11	33	10	8	1	0	2	8	15	.455	7	2	12	2	.395	1	0	2-3	8	0	0	1.000

[illegible]

Date	Opponent	GS	IP	H	R	ER	BB	SO	2B	3B	HR	WP	BK	HBP	IBB	Score	W-L	Sv	ERA	NP
Feb 11	vs Villanova		2.0	2	2	2	1	0	0	0	0	0	0	3	0	1-9	0-0	0	7.00	19
Feb 12	vs Saint Joseph's		3.0	2	1	1	2	2	0	0	0	0	0	0	0	6-4	0-0	0	4.20	46
Feb 18	vs South Carolina	*	1.1	5	4	4	0	1	1	0	1	0	0	1	0	5-7	0-0	0	7.74	40
Totals		1	6.1	9	7	7	3	3	1	0	1	0	0	4	0	12-20	0-0	0	7.74	-

Year	era	w-l	app	gs	cq	sho	sv	ip	h	r	er	bb	so	2b	3b	hr	bf	bavg	wp	hbp	bk	sfa	sha
2020	3.45	7-0	16	10	3	2/0	0	46.2	46	29	23	21	34	6	4	1	211	.251	2	5	0	0	1
2021	4.12	3-3	11	7	2	0/0	0	35.2	47	26	21	11	18	11	1	3	170	.313	0	4	0	1	4
2022	7.74	0-0	3	1	0	0/0	0	6.1	9	7	7	3	3	1	0	1	34	.333	0	4	0	0	0
TOTAL	4.03	10-3	30	18	5	2/0	0	88.2	102	62	51	35	55	18	5	5	415	.283	2	13	0	1	5



43 - 5th Yr. - Aly Harrell - INF		Gahanna, Ohio
Career Highs	Season Highs	Career/Season
At-Bats: 5 (2x) last vs. LA Tech 5/12/21	At-Bats: 4(3x) last vs. Howard 2/25	2+ Hit Games: 45/4
Runs: 3 (2x) last at Charlotte 5/7/21	Runs: 2 (2x) last vs. Howard 2/26	2+ HR Games: 1/ Grand Slams: 2/
Hits: 4 (2x) last vs. Florida Atlantic 4/17/21	Hits: 2 (4x) last at Campbell 2/26	2+ Runs Games: 19/2
RBI: 4 (6x) last vs. Florida Atlantic 4/17/21	RBI: 2 at Campbell 2/26	2+ RBI Games: 35/1
Doubles: 2 (3x) last vs. Florida Atlantic 4/17/21	Doubles: 1 (2x) last vs. Fordham 2/20	2+ BB Games: 37/3 2+ HBP Games: 7/
Triples:	Triples:	1,000 Avg. Games (at least 2-2): 9/1
HRs: 2 vs. Presbyterian 2/16/19	HRs: 1 (2x) last at Coastal Carolina 2/19	Hitting Streaks 5+ Games: 6/1
Walks: 4 vs. WKU 4/7/19	Walks: 3 (2x) last vs. Howard 2/26	Hitting Streaks 10+ Games:
SB: 1 (2x) last at FIU 4/24/21	SB:	Career Long Hitting Streak: 7 ('20 & '22)
HBP: 3 at No. 20 JMU 3/27/19	HBP: 1 (4x) last vs. Howard 2/26	Season/Current Hit Streak: 7/1
Putouts: 14 at UTSA 4/7/18	Putouts: 10 (3x) last vs. Howard 2/26	Career Long OB Streak: 24 ('19)
Assists: 2 (3x) last vs. ETSU 2/21/20	Assists:	Season/Current OB Streak: 11/11

#43 HARRELL, Aly - 13 games (All games)

Date	Opponent	Pos	AB	R	H	RBI	2B	3B	HR	BB	SB	CS	HBP	SAC	SF	GDP	K	PO	A	E	Avg
Feb 11	vs Saint Joseph's	*1b	3	1	1	1	0	0	1	0	0	0	0	0	0	0	0	6	0	0	.333
Feb 11	vs Villanova	*1b	2	0	0	0	0	0	0	0	0	0	0	0	0	0	1	5	0	0	.200
Feb 12	vs Villanova	*1b	2	1	2	1	1	0	0	0	0	0	1	0	0	0	0	2	0	0	.429
Feb 12	vs Saint Joseph's	*1b	4	0	1	1	0	0	0	0	0	0	0	0	0	0	0	10	0	0	.364
Feb 18	vs South Carolina	*1b	2	0	1	0	0	0	0	2	0	0	0	0	0	0	0	5	0	0	.385
Feb 18	at Coastal Carolina	*1b	3	2	2	1	0	0	1	1	0	0	0	0	0	0	0	9	0	0	.438
2/19/22	vs South Carolina	*1b	4	1	2	0	0	0	0	0	0	0	0	0	0	0	0	10	0	0	.450
Feb 19	at Coastal Carolina	*1b	3	0	1	1	0	0	0	0	0	0	1	0	0	0	0	9	0	0	.435
Feb 20	vs Fordham	*1b	2	0	1	0	1	0	0	1	0	0	1	0	0	0	0	2	0	0	.440
Feb 25	vs Kent State	*1b	1	0	0	0	0	0	0	3	0	0	0	0	0	0	0	5	0	0	.423
Feb 25	vs Howard	*1b	4	1	1	0	0	0	0	0	0	0	0	0	0	0	1	5	0	0	.400
Feb 26	vs Howard	*1b	1	2	0	0	0	0	0	3	0	0	1	0	0	0	0	10	0	0	.387
Feb 26	at Campbell	*1b	3	1	2	2	0	0	0	1	0	0	0	0	0	0	0	8	0	0	.412
Totals		13gs	34	9	14	7	2	0	2	11	0	0	4	0	0	0	2	86	0	0	.412

On base pct. .592 • Slugging pct. .647

Aly Harrell Career Stats																							
Year	avg	gp-gs	ab	r	h	2b	3b	hr	rbi	tb	slg%	bb	hbp	so	gdp	ob%	sf	sh	sb-att	po	a	e	fld%
2018	.350	48-43	120	18	42	10	0	11	41	85	.708	23	7	9	2	.480	0	2	1-1	136	6	2	.986
2019	.338	64-64	145	35	49	10	0	14	40	101	.697	68	17	13	2	.578	2	0	0-1	459	11	7	.985
2020	.441	25-25	68	22	30	8	0	5	23	53	.779	23	6	3	0	.602	1	0	0-0	142	8	2	.987
2021	.415	30-30	94	25	39	8	0	10	29	77	.819	17	5	3	1	.526	0	0	1-1	186	11	3	.985
2022	.412	13-13	34	9	14	2	0	2	7	22	.647	11	4	2	0	.592	0	0	0-0	86	0	0	1.000
TOTAL	.377	180-175	461	109	174	38	0	42	140	338	.733	142	39	30	5	.550	3	2	2-3	1009	36	14	.987



44 - 5th Yr. - Katie Adams - C										Hurricane, West Virginia									
Career Highs										Season Highs									
At-Bats: 5 (2x) last at MTSU 4/9/21										At-Bats: 4 (2x) last at Campbell 2/26									
Runs: 3 vs. Howard 2/25/22										Runs: 3 vs. Howard 2/25									
Hits: 3 (3x) last vs. Akron 3/3/21										Hits: 2 (2x) last vs. Howard 2/25									
RBI: 5 vs. Howard 2/29/20										RBI: 4 vs. Fordham 2/20									
Doubles: 2 (3x) all 3 vs. Akron last 3/3/21										Doubles: 1 (4x) last at Campbell 2/26									
Triples:										Triples:									
Home Runs: 1 (9x) last vs. Fordham 2/20/22										Home Runs: 1 (2x) last vs. Fordham 2/20									
Walks: 3 at Chattanooga 3/20/21										Walks: 2 vs. Howard 2/26									
SB: 1 (3x) last vs. Akron 3/3/21										SB:									
Putouts: 12 (2x) last vs. Kent State 2/25/22										Putouts: 12 (2x) last vs. Kent State 2/25									
Assists: 4 at Campbell 2/26/22										Assists: 4 at Campbell 2/26									
Career/Season																			
2+ Hit Games: 22/2																			
2+ HR Games:																			
2+ Runs Games: 4/1																			
2+ RBI Games: 16/2																			
2+ BB Games: 4/																			
1,000 Avg. Games (at least 2-2): 5/																			
Hitting Streaks 5+ Games: 2/																			
Hitting Streaks 10+ Games: 1																			
Career Long Hitting Streak: 10 (*20)																			
Season/Current Hit Streak: 2/1																			
Career Long OB Streak: 15 (*20)																			
Season/Current OB Streak: 6/6																			

#44 ADAMS, Katie - 13 games (All games)

Date	Opponent	Pos	AB	R	H	RBI	2B	3B	HR	BB	SB	CS	HBP	SAC	SF	GDP	K	PO	A	E	Avg
Feb 11	vs Saint Joseph's	*c	3	1	2	1	1	0	1	0	0	0	0	0	0	0	1	12	2	0	.667
Feb 11	vs Villanova	*c/dh	2	0	0	0	0	0	0	0	0	0	0	0	0	0	1	3	1	0	.400
Feb 12	vs Villanova	*c	2	1	1	0	0	0	0	0	0	0	0	0	0	0	0	11	0	0	.429
Feb 12	vs Saint Joseph's	*c	2	1	1	1	1	0	0	1	0	0	0	0	0	0	0	3	0	0	.444
Feb 18	vs South Carolina	*c/dh	4	0	0	0	0	0	0	0	0	0	0	0	0	0	1	1	0	0	.308
Feb 18	at Coastal Carolina	*c	3	0	0	0	0	0	0	0	0	0	0	0	0	0	1	6	1	1	.250
2/19/22	vs South Carolina	*dh/c	3	0	0	0	0	0	0	0	0	0	0	0	0	0	0	5	1	0	.211
Feb 19	at Coastal Carolina	*c	2	1	0	0	0	0	0	0	0	0	1	0	0	0	1	6	0	0	.190
Feb 20	vs Fordham	*c	2	1	1	4	0	0	1	1	0	0	0	0	0	0	0	8	1	0	.217
Feb 25	vs Kent State	*c	2	0	0	0	0	0	0	1	0	0	0	0	0	0	0	12	0	0	.200
Feb 25	vs Howard	*c	3	3	2	1	1	0	0	1	0	0	0	0	0	0	0	3	0	0	.250
Feb 26	vs Howard	*c	2	1	0	1	0	0	0	2	0	0	1	0	0	0	0	6	0	0	.233
Feb 26	at Campbell	*c	4	0	1	2	1	0	0	0	0	0	0	0	0	0	1	9	4	0	.235
Totals		13gs	34	9	8	10	4	0	2	6	0	0	2	0	0	0	6	85	10	1	.235

On base pct. .381 • Slugging pct. .529

Katie Adams Career Stats																							
Year	avg	gp-gs	ab	r	h	2b	3b	hr	rbi	tb	slg%	bb	hbp	so	gdp	ob%	sf	sh	sb-att	po	a	e	fld%
2018	.214	30-9	42	4	9	2	0	0	3	11	.262	5	0	8	0	.292	1	1	1-1	25	1	0	1.000
2019	.280	44-26	82	6	23	4	0	0	13	27	.329	12	2	8	0	.381	1	0	0-1	20	1	2	.913
2020	.377	21-19	61	8	23	5	0	3	16	37	.607	7	0	9	0	.441	0	0	1-1	69	5	3	.961
2021	.352	31-28	91	12	32	9	0	4	24	53	.582	9	2	4	0	.422	0	0	1-1	80	4	2	.977
2022	.235	13-13	34	9	8	4	0	2	10	18	.529	6	2	6	0	.381	0	0	0-0	85	10	1	.990
TOTAL	.306	139-95	310	39	95	24	0	9	66	146	.471	39	6	35	0	.392	2	1	3-4	279	21	8	.974



48 - Fr. - Bub Feringa - P/UT										Glendale, Ariz.									
Season Highs										Season Highs									
IP: 5.0 vs. Howard 2/26										At-Bats: 3 (2x) last vs. Howard 2/26									
Ks: 2 vs. Howard 2/26										Runs: 1 (3x) last vs. Howard 2/26									
2+ Strikeout Games: 1										Hits: 1 (3x) last vs. Howard 2/26									
5+ Strikeout Games:										RBI: 2 at Coastal Carolina 2/19									
10+ Strikeout Games:										Doubles: 1 vs. Howard 2/26									
3+ Innings Pitched Games: 1										Triples:									
5+ Innings Pitched Games: 1										HRs: 1 at Coastal Carolina 2/19									
1st career win vs. Howard 2/26										Walks:									
1st career save										SB:									
										Putouts:									
										Assists: 3 vs. Howard 2/25									
Streaks: Season/Current																			
Hitting										2+ RBI Games: 1									
										Pitching									
										1 Strikeout Career: 3									
										2+ Strikeouts: 1									
										5+ Strikeouts:									
										10+ Strikeouts:									
										3+ IP: 1									
										5+ IP: 1									

#48 FERINGA, Bub - 5 games (All games)

Date	Opponent	Pos	AB	R	H	RBI	2B	3B	HR	BB	SB	CS	HBP	SAC	SF	GDP	K	PO	A	E	Avg
Feb 19	at Coastal Carolina	ph	1	1	1	2	0	0	1	0	0	0	0	0	0	0	0	0	0	0	1.000
Feb 20	vs Fordham	ph/3b	1	0	1	0	0	0	0	0	0	0	0	0	0	0	0	0	0	0	1.000
Feb 25	vs Kent State	ph	1	0	0	0	0	0	0	0	0	0	0	0	0	0	1	0	0	0	.667
Feb 25	vs Howard	*3b	3	1	0	1	0	0	0	0	0	0	0	0	0	0	0	0	3	0	.333
Feb 26	vs Howard	*p	3	1	1	1	1	0	0	0	0	0	0	0	1	0	1	0	2	0	.333
Totals		2gs	9	3	3	4	1	0	1	0	0	0	0	0	1	0	2	0	5	0	.333

On base pct. .300 • Slugging pct. .778

#48 FERINGA, Bub - 3 appearances (All games)

Date	Opponent	GS	IP	H	R	ER	BB	SO	2B	3B	HR	WP	BK	HBP	IBB	Score	W-L	Sv	ERA	NP
Feb 11	vs Villanova		1.1	4	4	3	2	1	0	0	0	0	0	0	0	1-9	0-0	0	15.75	32
2/19/22	vs South Carolina		0.2	1	0	0	0	1	0	0	0	0	0	0	0	3-7	0-0	0	10.50	16
Feb 26	vs Howard	*	5.0	5	2	1	0	2	0	0	0	0	0	0	0	9-2	1-0	0	4.00	83
Totals		1	7.0	10	6	4	2	4	0	0	0	0	0	0	0	13-18	1-0	0	4.00	-

Bub Feringa Career Stats																							
Year	avg	gp-gs	ab	r	h	2b	3b	hr	rbi	tb	slg%	bb	hbp	so	gdp	ob%	sf	sh	sb-att	po	a	e	fld%
2018	.214	30-9	42	4	9	2	0	0	3	11	.262	5	0	8	0	.292	1	1	1-1	25	1	0	1.000
2019	.280	44-26	82	6	23	4	0	0	13	27	.329	12	2	8	0	.381	1	0	0-1	20	1	2	.913
2020	.377	21-19	61	8	23	5	0	3	16	37	.607	7	0	9	0	.441	0	0	1-1	69	5	3	.961
2021	.352	31-28	91	12	32	9	0	4	24	53	.582	9	2	4	0	.422	0	0	1-1	80	4	2	.977
2022	.235	13-13	34	9	8	4	0	2	10	18	.529	6	2	6	0	.381	0	0	0-0	85	10	1	.990
TOTAL	.306	139-95	310	39	95	24	0	9	66	146	.471	39	6	35	0	.392	2	1	3-4	279	21	8	.974



49 - Fr. - Brooklyn Ulrich - IF	Mesa, Ariz.
Season Highs At-Bats: Runs: 1 (2x) last vs. Villanova 2/12 Hits: RBI: Doubles: Triples: Home Runs: Walks: 1 vs. Howard 2/26 SB: 1 vs. Howard 2/26 Putouts: 1 vs. Howard 2/26 Assists:	Career/Season 2+ Hit Games: 2+ Runs Games: 2+ RBI Games: 2+ BB Games: 1,000 Avg. Games (at least 2-2): Hitting Streaks 5+ Games: Hitting Streaks 10+ Games: Career Long Hitting Streak: Season/Current Hit Streak: Career Long OB Streak: Season/Current OB Streak: 1/1

#49 ULRICH, Brooklyn - 7 games (All games)

Date	Opponent	Pos	AB	R	H	RBI	2B	3B	HR	BB	SB	CS	HBP	SAC	SF	GDP	K	PO	A	E	Avg
Feb 11	vs Villanova	pr	0	1	0	0	0	0	0	0	0	0	0	0	0	0	0	0	0	0	.000
Feb 12	vs Villanova	pr	0	1	0	0	0	0	0	0	0	0	0	0	0	0	0	0	0	0	.000
Feb 12	vs Saint Joseph's	pr	0	0	0	0	0	0	0	0	0	0	0	0	0	0	0	0	0	0	.000
Feb 18	at Coastal Carolina	pr	0	0	0	0	0	0	0	0	0	0	0	0	0	0	0	0	0	0	.000
Feb 20	vs Fordham	pr	0	0	0	0	0	0	0	0	0	0	0	0	0	0	0	0	0	0	.000
Feb 25	vs Kent State	pr	0	0	0	0	0	0	0	0	0	0	0	0	0	0	0	0	0	0	.000
Feb 26	vs Howard	2b	0	0	0	0	0	0	0	1	1	0	0	0	0	0	0	1	0	0	.000
Totals		0gs	0	2	0	0	0	0	0	1	1	0	0	0	0	0	0	1	0	0	.000

On base pct. 1.000 • Slugging pct. .000

Brooklyn Ulrich Career Stats																							
Year	avg	gp-gs	ab	r	h	2b	3b	hr	rbi	tb	slg%	bb	hbp	so	gdp	ob%	sf	sh	sb-att	po	a	e	fld%
2022	.000	7-0	0	2	0	0	0	0	0	0	.000	1	0	0	0	1.000	0	0	1-1	1	0	0	1.000
TOTAL	.000	7-0	0	2	0	0	0	0	0	0	.000	1	0	0	0	1.000	0	0	1-1	1	0	0	1.000



77 - 5th Yr. - Madison Whitaker - INF			New Palestine, Indiana
Career Highs **at Wright State		Season Highs	Career/Season
At-Bats: 5 (4x) last at MTSU 4/9/21		At-Bats: 2 (4x) last at Coastal Carolina 2/18	2+ Hit Games: 24/1
Runs: 3 (2x) last vs. Bellarmine 3/28/21		Runs: 1 (2x) last vs. South Carolina 2/18	2+ Runs Games: 6/
Hits: 3 (3x) last at Chattanooga 3/20/21		Hits: 2 at Coastal Carolina 2/18	2+ RBI Games: 14/1
RBI: 4 (2x) last vs. S. Carolina St. 3/2/19**		RBI: 2 vs. Saint Joseph's 2/11	2+ BB Games: 4
Doubles: 2 vs. Dayton 4/9/19**		Doubles:	1,000 Avg. Games (at least 2-2): 3/1
Triples: 1 (2x) last vs. Dayton 3/20/19**		Triples:	Hitting Streaks 5+ Games: 2 ('19)
HRs: 1 (10x) last vs. Saint Joseph's 2/11/22		Home Runs: 1 vs. Saint Joseph's 2/11	Hitting Streaks 10+ Games:
Walks: 2 (4x) last at Youngstown St. 4/16/19**		Walks: 1 (2x) last at Coastal Carolina 2/18	Career Long Hitting Streak: 6 ('19)
SB: 1 (3x) last vs. UL-Monroe 2/10/19**		SB:	Season/Current Hit Streak: 4/0
Putouts: 6 at MTSU 4/9/21		Putouts: 1 (2x) last vs. South Carolina 2/18	Career Long OB Streak: 6 ('21)
Assists: 8 at MTSU 4/9/21		Assists: 1 (2x) last vs. South Carolina 2/18	Season/Current OB Streak: 4/0

#77 WHITAKER, Madison - 5 games (All games)

Date	Opponent	Pos	AB	R	H	RBI	2B	3B	HR	BB	SB	CS	HBP	SAC	SF	GDP	K	PO	A	E	Avg
Feb 11	vs Saint Joseph's	*ss	2	1	1	2	0	0	1	0	0	0	0	0	0	0	0	0	0	0	.500
Feb 11	vs Villanova	*ss	2	0	1	0	0	0	0	0	0	0	0	0	0	0	1	1	1	1	.500
Feb 18	vs South Carolina	*ss	2	1	1	0	0	0	0	1	0	0	0	0	0	0	1	1	1	0	.500
Feb 18	at Coastal Carolina	*ss	2	0	2	0	0	0	0	1	0	0	0	0	0	0	0	0	0	1	.625
2/19/22	vs South Carolina	*2b	1	0	0	0	0	0	0	0	0	0	0	0	0	0	0	0	0	0	.556
Totals		5gs	9	2	5	2	0	0	1	2	0	0	0	0	0	0	2	2	2	2	.556

On base pct. .636 • Slugging pct. .889

Madison Whitaker Collegiate Career Stats

	Avg.	GP/GS	AB	R	H	2B	3B	HR	RBI	TB	SLG%	BB	HBP	SO	GDP	OB%	SF	SH	SB/ATT	PO	A	E	DP	FLD%
2018 WSU	0.244	53/53	168	16	41	8	1	3	23	60	0.357	9	1	15	0	0.285	1	1	2/3	75	100	17	2	0.911
2019 WSU	0.278	49/49	158	27	44	8	1	5	30	69	0.437	17	1	19	0	0.346	3	0	1/1	39	90	17	3	0.884
2020 WSU	0.167	4/3	6	0	1	0	0	0	0	1	0.167	0	0	0	0	0.167	0	0	0/0	2	3	1	0	0.833
2021 MAR	0.176	26/14	51	6	9	4	0	1	6	16	0.314	4	2	6	0	0.263	0	0	0/0	33	22	3	1	0.948
2022 MAR	0.556	5/5	9	2	5	0	0	1	2	8	0.889	2	0	2	0	0.636	0	0	0/0	2	2	2	0	0.667
Totals	0.255	137/124	392	51	100	20	2	10	61	154	0.393	32	4	41	0	0.315	4	1	3/4	151	217	40	6	0.902
WSU (3 yrs)	0.259	106/105	332	43	86	16	2	8	53	130	0.392	26	2	34	0	0.313	4	1	3/4	116	193	35	5	0.898
MAR (2 yrs)	0.233	31/19	60	8	14	4	0	2	8	24	0.400	6	2	8	0	0.324	0	0	0/0	35	24	5	1	0.922

2022 Marshall Thundering Herd TV/Radio Roster



00 Autumn Owen - R-Jr., C
Mill Spring, N.C.



1 Grace Chelemen - Sr., OF
Woodhaven, Mich.



3 Armani Brown - R-Sr., IF
Elk Grove, Calif.



4 Alex Coleman - Fr., OF
Asheboro, N.C.



7 Amaya Lee - R-Fr., IF
Concord, Calif.



9 Lauren Love - Fr., IF
Matthews, N.C.



13 Rielly Lucas - Fr., IF
Huntington, W.Va.




14 Cailey Joyce - R-Jr., P
Mechanicsburg, Pa.



16 Saige Pye - 5th Yr., UT
Stockton, Calif.



18 Laney Love - Fr., IF
Matthews, N.C.



20 Camryn Michallas - Sr., IF
Huntington, W.Va.



21 Sydney Nester - R-Jr., P
Hillsville, Va.



22 Brianna McCown - So., P
St. Albans, W.Va.



23 Mya Stevenson - Sr., OF
Mesquite, Texas



28 Kay Kay Kenney - So., OF
Highland Village, Texas



34 Ashley Blessin - Jr., P
Plant City, Fla.



43 Aly Harrell - 5th Yr., IF
Gahanna, Ohio



44 Katie Adams - 5th Yr., C
Hurricane, W.Va.



48 Bub Feringa - Fr., P/UT
Glendale, Ariz.



49 Brooklyn Ulrich - Fr., IF
Mesa, Ariz.



77 Madison Whitaker - 5th Yr., IF
New Palestine, Ind.



Head Coach
Megan Smith Lyon - 4th Season



Assistant Coach
Corey Lyon - 4th Season



Assistant Coach
Maddie Holub - 4th Season



Volunteer Assistant
Sam Boone - 2nd Season



Athletic Trainer
Becky Kaliher - 3rd Season



Graduate Manager
Kayla DeSchepper - 3rd Season



Student Manager
Madison Davenport - 1st Season



Student Manager
Jon Crispino - 1st Season



Student Manager
Evan McGraw - 1st Season