



# MARSHALL THUNDERING HERD™

Marshall Sports Information • P.O. Box 1360 • Huntington, W.Va. 25701

Softball Contact: Scott Hall • hall133@marshall.edu

Office: 304-696-4662 • Cell: 540-539-2032



@HERDzone

## 2022 SCHEDULE 3-1, 0-0 C-USA

**Date Opponent Time**  
**Buzz Classic - Atlanta, Ga.**  
**Hosted by Georgia Tech**

Feb. 11	vs. Saint Joseph's	(6inn) W, 8-0
Feb. 11	vs. Villanova	(5inn) L, 9-1
Feb. 12	vs. Villanova	(5inn) W, 8-0
Feb. 12	vs. Saint Joseph's	W, 6-4
Feb. 13	at Georgia Tech	Canceled

## Battle at the Beach - Conway, S.C.

**Hosted by Coastal Carolina**

Feb. 18	vs. South Carolina	10:00 a.m.
Feb. 18	at Coastal Carolina	3:00 p.m.
Feb. 19	vs. South Carolina	10:00 a.m.
Feb. 19	at Coastal Carolina	3:00 p.m.
Feb. 20	vs. Fordham	10:00 a.m.

## Camel Stampede - Buies Creek, N.C.

**Hosted by Campbell**

Feb. 25	vs. Kent State	10:00 a.m.
Feb. 25	vs. Howard	12:30 p.m.
Feb. 26	vs. Howard	10:00 a.m.
Feb. 26	at Campbell	12:30 p.m.
Feb. 27	vs. Kent State	10:30 a.m.

## Marshall Round Robin - Huntington, W.Va.

Mar. 4	vs. Purdue Fort Wayne	11:30 a.m.
Mar. 5	vs. Maryland Eastern Shore	11:00 a.m.
Mar. 5	vs. Purdue Fort Wayne	1:00 p.m.
Mar. 6	vs. Maryland Eastern Shore	11:30 a.m.
Mar. 6	vs. Winthrop	1:30 p.m.
<b>Thundering Herd Invite - Huntington, W.Va.</b>		
Mar. 11	vs. Norfolk State	1:30 p.m.
Mar. 12	vs. Fairfield	11:00 a.m.
Mar. 12	vs. Norfolk State	1:00 p.m.
Mar. 13	vs. Fairfield	11:30 a.m.
Mar. 13	vs. Western Carolina	1:30 p.m.

Mar. 16	at Ohio	6:00 p.m.
Mar. 18	at UAB*	7:00 p.m.
Mar. 19	at UAB*	2:00 p.m.
Mar. 20	at UAB*	1:00 p.m.
Mar. 22	at Bellarmine	1:00 p.m.
Mar. 22	at Bellarmine	3:00 p.m.
Mar. 25	vs. Middle Tennessee*	1:00 p.m.
Mar. 26	vs. Middle Tennessee*	1:00 p.m.
Mar. 27	vs. Middle Tennessee*	12:00 p.m.
Mar. 29	at Akron	TBA
Apr. 1	vs. Charlotte*	1:00 p.m.
Apr. 2	vs. Charlotte*	1:00 p.m.
Apr. 3	vs. Charlotte*	12:00 p.m.
Apr. 8	at Florida Atlantic*	TBA
Apr. 9	at Florida Atlantic*	TBA
Apr. 10	at Florida Atlantic*	TBA
Apr. 12	at Northern Kentucky	2:00 p.m.
Apr. 12	at Northern Kentucky	4:00 p.m.
Apr. 14	vs. FIU*	1:00 p.m.
Apr. 15	vs. FIU*	1:00 p.m.
Apr. 16	vs. FIU*	12:00 p.m.
Apr. 22	at WKU*	7:00 p.m.
Apr. 23	at WKU*	5:00 p.m.
Apr. 24	at WKU*	2:00 p.m.
Apr. 29	vs. UTEP*	1:00 p.m.
Apr. 30	vs. UTEP*	1:00 p.m.
May 1	vs. UTEP*	12:00 p.m.
May 6	at North Texas*	7:00 p.m.
May 7	at North Texas*	2:00 p.m.
May 8	at North Texas*	1:00 p.m.

## Conference USA Tournament - Denton, Texas

**Hosted by North Texas, May 11-14**

### Key

\* C-USA Game

Home Games at Dot Hicks Field in **Bold & Green**

All Times are Eastern

## The Journey of MUSB

The Battle at the Beach, Hosted by Coastal Carolina



Marshall Thundering Herd  
2022 Record: 3-1  
Head Coach  
Megan Smith Lyon (4th)  
Overall Record: 476-308  
School Record: 83-43



South Carolina Gamecocks  
2022 Record: 3-2  
Head Coach  
Beverly Smith (12th)  
Overall Record: 362-248  
School Record: Same  
Series History: SC leads 3-1



Coastal Carolina Chanticleers  
2022 Record: 3-2  
Head Coach  
Kelley Green (13th)  
Overall Record: 724-407  
School Record: 378-273  
Series History: CC leads 5-2



Fordham Rams  
2022 Record: 2-3  
Head Coach  
Melissa Inouye (4th)  
Overall Record: 187-225  
School Record: 75-52  
Series History: MU leads 2-0

2021 Record.....20-13	2021 Record.....26-26	2021 Record.....21-24	2021 Record.....37-10
2021 Conf. Record.....8-8	2021 Conf. Record.....4-20	2021 Conf. Record.....9-15	2021 Conf. Record.....17-3
2021 Conf. Finish.....7th	2021 Conf. Finish.....13th	2021 Conf. Finish.....8th	2021 Conf. Finish.....3rd
2021 Conf. Tourn. ....1-1	2021 Conf. Tourn. ....1-1	2021 Conf. Tourn. ....0-1	2021 Conf. Tourn. ....1-2
Batting Avg......279	Batting Avg......379	Batting Avg......324	Batting Avg......194
Opp. Batting Avg......233	Opp. Batting Avg......237	Opp. Batting Avg......277	Opp. Batting Avg......275
Runs.....23	Runs.....33	Runs.....41	Runs.....12
Runs Allowed.....13	Runs Allowed.....27	Runs Allowed.....33	Runs Allowed.....24
Hits.....24	Hits.....50	Hits.....47	Hits.....24
Hits Allowed.....20	Hits Allowed.....31	Hits Allowed.....38	Hits Allowed.....36
Doubles.....7	Doubles.....7	Doubles.....9	Doubles.....1
Doubles Allowed.....1	Doubles Allowed.....11	Doubles Allowed.....7	Doubles Allowed.....6
Triples.....0	Triples.....2	Triples.....0	Triples.....0
Triples Allowed.....0	Triples Allowed.....1	Triples Allowed.....0	Triples Allowed.....0
Home Runs.....7	Home Runs.....3	Home Runs.....15	Home Runs.....3
Home Runs Allowed.....2	Home Runs Allowed.....2	Home Runs Allowed.....4	Home Runs Allowed.....4
RBI.....20	RBI.....32	RBI.....39	RBI.....12
Total Bases.....52	Total Bases.....70	Total Bases.....101	Total Bases.....34
Slugging %......605	Slugging %......530	Slugging %......697	Slugging %......274
Walks.....3	Walks.....26	Walks.....13	Walks.....13
Walks Allowed.....7	Walks Allowed.....15	Walks Allowed.....25	Walks Allowed.....14
HBP.....3	HBP.....2	HBP.....3	HBP.....0
On Base %......326	On Base %......484	On Base %......391	On Base %......270
SB.....2-2	SB.....5-7	SB.....2-3	SB.....4-4
SB Allowed.....8-9	SB Allowed.....4-6	SB Allowed.....2-3	SB Allowed.....5-6
ERA.....3.76	ERA.....3.82	ERA.....5.20	ERA.....4.50
Complete Games.....2	Complete Games.....1	Complete Games.....0	Complete Games.....2
Shutouts.....2	Shutouts.....0	Shutouts.....0	Shutouts.....0
Saves.....0	Saves.....1	Saves.....2	Saves.....0
Innings Pitched.....22.1	Innings Pitched.....33.0	Innings Pitched.....35.0	Innings Pitched.....32.2
Strikeouts.....30	Strikeouts.....17	Strikeouts.....27	Strikeouts.....19
Fielding %......978	Fielding %......928	Fielding %......917	Fielding %......958
Putouts.....67	Putouts.....99	Putouts.....105	Putouts.....98
Assists.....23	Assists.....55	Assists.....50	Assists.....40
Errors.....2	Errors.....12	Errors.....14	Errors.....6
Double Plays.....0	Double Plays.....4	Double Plays.....3	Double Plays.....1

## MUSB Probable Starters (based on previous game)

Player	Avg.	AB	R	H	2B	3B	HR	RBI	BB	HBP	Slg %	OB%	SB/Att
1. CF Grace Chelemen	.083	12	3	1	1	0	0	0	1	0	.167	.154	1/1
2. 1B Aly Harrell	.364	11	2	4	1	0	1	3	0	1	.727	.417	0/0
3. DP Saige Pye	.200	10	2	2	0	0	1	3	0	2	.500	.333	0/0
4. C Katie Adams	.444	9	3	4	2	0	1	2	1	0	1.000	.500	0/0
5. RF Mya Stevenson	.400	10	4	4	2	0	2	5	0	0	1.200	.400	0/0
6. LF Lauren Love	.500	6	1	3	0	0	1	3	0	0	1.000	.500	0/0
7. 3B Autumn Owen	.250	8	1	2	1	0	0	1	0	0	.375	.250	0/0
8. SS Camryn Michallas	.200	5	0	1	0	0	0	0	0	0	.200	.200	0/0
9. 2B Armani Brown	.000	5	1	0	0	0	0	0	0	0	.000	.000	0/0

## Pitchers (by ERA)

Player	W-L	ERA	App	GS	CG	SHO	SV	IP	R	ER	K
Sydney Nester	3-0	0.00	3	2	2	2	0	14.0	0	0	25
Ashley Blessin	0-0	4.20	2	0	0	0	0	5.0	3	3	2
Bub Feringa	0-0	15.75	1	0	0	0	0	1.1	4	3	1
Cailey Joyce	0-1	21.00	2	2	0	0	0	2.0	6	6	2

# General/Media Information

## General Information

Location (Founded) .... Huntington, W.Va. (1837)  
 Enrollment ..... 11,962  
 Affiliation ..... NCAA Division I  
 Conference ..... USA  
 Nickname ..... Thundering Herd  
 Colors ..... Kelly Green and White  
 Mascot ..... Marco, The Buffalo  
 President ..... Brad Smith  
 Interim Athletics Director ..... Jeff O'Malley  
 Assoc. AD/SWA ..... Beatrice Crane Banford  
 Home Field (Capacity) . Dot Hicks Field (1,000)

## Softball History

First Year ..... 1994  
 All-Time Record ..... 827-668-3  
 All-Time C-USA Record ..... 182-157-3  
 C-USA Tourn. Appearances ..... 14  
 C-USA Tourn. Record ..... 17-16

## Softball Staff

Head Coach ..... Megan Smith Lyon  
 Alma Mater ..... North Carolina ['99]  
 Year at Marshall ..... 4th  
 Career Record ..... 476-308  
 MU Record ..... 83-43  
 Assistant Coach ..... Corey Lyon  
 Previous School ..... UL-Monroe  
 Year at Marshall ..... 4th  
 Assistant Coach ..... Maddie Holub  
 Alma Mater ..... Fort Hays State '13  
 Year at Marshall ..... 4th  
 Volunteer Assistant ..... Sam Boone  
 Year at Marshall ..... 2nd  
 Athletic Trainer ..... Becky Kaliher  
 Year at Marshall ..... 3rd

## Softball Media

Softball Contact ..... Scott Hall  
 Office Phone ..... 304-696-4662  
 Cell Phone ..... 540-539-2032  
 Email ..... hall133@marshall.edu  
 Asst. AD, Media Relations ..... Jason Corriher  
 Fax Number ..... 304-696-2325  
 Mailing Address ..... 1801 Third Avenue  
 ..... Cam Henderson Center, Room 2035  
 ..... Huntington, W.Va. 25703  
 Website ..... HerdZone.com  
 Facebook ..... facebook.com/herdsoftball  
 Twitter ..... @HerdSB  
 Instagram ..... @HerdSB

## Radio

Tune in to 88.1 WMUL-FM for coverage all season long of Marshall Softball. Fans can tune in online at [www.marshall.edu/wmul](http://www.marshall.edu/wmul) by clicking one of the Live Streams on the front page. Select games in early season tournaments to be simulcast using Facebook Live.

## Live Stream

Home games will be streamed on ESPN+ by our HerdVision crew.

## 2022 Team Facts

Letterwinners Returning/Lost ..... 12/10  
 Starting Position Players Returning/Lost ..... 6/3  
 Pitchers Returning/Lost ..... 3/3  
 Newcomers ..... 9

## Key Returners

**5th Yr., IF Aly Harrell** .....  
 .415/30 GS/39 H/25 R/8 2B/10 HR/29 RBI/.819 OB %  
**5th Yr., UT Saige Pye** .....  
 .395/25 GS/34 H/14 R/5 2B/6 HR/23 RBI/.663 Slg %  
**Sr. OF Mya Stevenson** .....  
 .293/32 GS/29 H/27 R/8 2B/8 HR/20 RBI/.616 Slg %  
**Sr. OF Grace Chelemen** .....  
 .353/31 GS/36 H/21 R/6 2B/2 HR/3-9 SB/.471 Slg %  
**5th Yr., C Katie Adams** .....  
 .352/28 GS/32 H/12 R/9 2B/4 HR/24 RBI/.582 Slg %  
**R-Sr. IF Armani Brown** .....  
 .246/24 GS/15 H/12 R/3 2B/1 3B/.963 Fld %  
**R-Jr. P Cailey Joyce** .....  
 5-5/3.08 ERA/15 APP/12 GS/4 CG/66.0 IP/37 K  
**So. P Brianna McCown** .....  
 4-1/4.27 ERA/13 APP/3 GS/1 CG/37.2 IP/31 K

## Key Players Lost

**R-Sr. IF Blakely Burch** .....  
 .128/18 GS/6 H/8 R/2 HR/4 RBI/.255 Slg %  
**Grad. IF Sierra Huerta** .....  
 .288/30 GS/21 H/18 R/4 2B/7 HR/17 RBI/.658 Slg %  
**Fr. OF Paige Halliwill** .....  
 .263/28 GS/21 H/14 R/4 2B/4 HR/15 RBI/.513 Slg %  
**Fr. C Kat Sackett** .....  
 .254/19 GS/16 H/7 R/7 2B/5 HR/16 RBI/.603 Slg %

## Newcomers

00 Autumn Owen - C/IF \* (Gardner-Webb)  
 4 Alex Coleman - OF - Asheboro, N.C.  
 7 Amaya Lee - INF - Injured 2021 Redshirted  
 9 Lauren Love - INF - Matthews, N.C.  
 13 Rielly Lucas - INF - Huntington, W.Va.  
 18 Laney Love - INF - Matthews, N.C.  
 21 Sydney Nester - P \* (North Carolina State)  
 48 Bub Feringa - P/UT - Glendale, Ariz.  
 49 Brooklyn Ulrich - INF - Mesa, Ariz.  
 \* - transfer

## Media Guidelines

**All** media requests for Marshall University softball must be coordinated with Scott Hall, Associate Director for Sports Information. To schedule an interview, please contact Scott through one of the means provided. Please keep in mind that class schedules, practices and travel days are subject to change, so it is important to make contact for an interview as soon as possible to ensure schedules do not conflict.

## Game Day

Due to COVID-19 restrictions, there will be limited access to players and coaches on game day. Please let Scott Hall know who you wish to speak with. Interviews will be done outside, please wear masks and stand at least six feet away from the player/coach. Press box space is very limited. If you have any questions, please contact Scott Hall.

Softball Social Media  
 Twitter: @HerdSB @HerdZone  
 Facebook: Marshall University Softball  
 & Marshall University Athletics  
 Instagram: HerdSB & HerdZone



Fans can tune in to 88.1 WMUL-FM and online at [www.marshall.edu/wmul](http://www.marshall.edu/wmul) for coverage of all the Marshall Softball games, and [www.cusatv.com](http://www.cusatv.com) for the live stream of the home games & Conference USA road games. Select early season tournaments with neutral games will be simulcast on Facebook Live through the team page.

In 2022, home games will be LIVE STREAMED on ESPN+, produced by our wonderful HerdVision crew.



# 2022 THUNDERING HERD™ Roster


No.	Name	Yr.	B/T	Pos.	Hometown/Last School
00	Autumn Owen	R-Jr.	R/R	C/INF	Mill Spring, N.C./Gardner-Webb University
1	Grace Chelemen	Sr.	L/R	OF	Woodhaven, Mich./University of Michigan
3	Armani Brown	R-Sr.	L/R	INF	Elk Grove, Calif./Cosumnes Oaks HS
4	Alex Coleman	Fr.	L/R	OF	Asheboro, N.C./Southwestern Randolph HS
7	Amaya Lee	R-Fr.	R/R	INF	Concord, Calif./North Gate HS
9	Lauren Love	Fr.	R/R	INF	Matthews, N.C./Porter Ridge HS
13	Rielly Lucas	Fr.	L/L	INF	Huntington, W.Va./Cabell Midland HS
14	Cailey Joyce	R-Jr.	R/R	P	Mechanicsburg, Pa./La Salle University
16	Saige Pye	5th Yr.	R/R	INF	Stockton, Calif./Georgia Tech
18	Laney Love	Fr.	R/R	INF	Matthews, N.C./Porter Ridge HS
20	Camryn Michallas	Sr.	R/R	INF	Huntington, W.Va./Gulf Coast State College (Fla.)
21	Sydney Nester	R-Jr.	R/R	P	Hillsville, Va./North Carolina State
22	Brianna McCown	So.	R/R	P	St. Albans, W.Va./St. Albans HS
23	Mya Stevenson	Sr.	R/L	OF	Mesquite, Texas/Mesquite Poteet HS
28	Kay Kay Kenney	So.	R/R	OF	Highland Village, Texas/Marcus HS
34	Ashley Blessin	Jr.	R/R	P	Plant City, Fla./Plant City HS
43	Aly Harrell	5th Yr.	L/L	INF	Gahanna, Ohio/Gahanna Lincoln HS
44	Katie Adams	5th Yr.	L/R	C	Hurricane, W.Va./Hurricane HS
48	Bub Feringa	Fr.	L/R	P/UT	Glendale, Ariz./Cactus HS
49	Brooklyn Ulrich	Fr.	L/R	INF	Mesa, Ariz./Red Mountain HS
77	Madison Whitaker	Sr.	R/R	INF	New Palestine, Ind./Wright State

## Staff

Head Coach: Megan Smith Lyon (4th season)  
 Assistant Coach: Corey Lyon (4th season)  
 Assistant Coach: Maddie Holub (4th season)  
 Volunteer Assistant: Sam Boone (2nd season)  
 Graduate Manager: Kayla DeSchepper (3rd season)  
 Athletic Trainer: Becky Kaliher (3rd season)  
 Student Manager: Madison Davenport (1st season)  
 Student Manager: Jon Crispino (1st season)  
 Student Manager: Evan McGraw (1st season)

## Pronunciation Guide

Grace CHELEMEN	Chell-UH-men
AMAYA Lee	Uh-MY-uh
RIELLY Lucas	Riley
Saige PYE	Pie
CAMRYN MICHALLAS	CAM-rin
BRIANNA McCown	BREE-ah-na
ALY HARRELL	Al-ee HAIR-ull
Bub FERINGA	Fur-ING-ga
Brooklyn ULRICH	ULL-rich
Maddie HOLUB	Hall-ubb





## MARSHALL SOFTBALL BROADCAST TALKING POINTS



**#00 Autumn Owen, R-Jr., C/IF, Mill Spring, N.C.**

- 4 GP, 3 GS. Starts at 3rd, briefly at C vs. Villanova (2/11).
- 1st MU hit vs. Saint Joseph's (2/11). 1st MU 2B vs. Villanova (2/12).
- Transfer from Gardner-Webb. 81 GP, 81 GS, hit .384 (4th at GWU), 229 AB, 66 runs, 88 hits, 19 2Bs, 8 3Bs (T8th), 17 HRs (T8th), 72 RBI, 174 total bases, slugged .760, on base .483, 21-of-23 stolen bases. Had 22 runners caught stealing (7th) & .979 fielding % (T9th).
- Named the 2021 Big South Preseason Co-Player of the Year, then missed entire season due to injury.
- In shortened 2020, helped Runnin' Bulldogs to 25-4 record, including 17-game win streak. Hit .386, 7 2Bs, 5 3Bs, 4 HRs, 22 RBI, slugged .735, on base .505.
- Piled up awards as a freshman (2019) 4x Big South Freshman of the Week, Big South All-Freshman Team, First Team All-Big South, Big South Freshman of the Year, NFCA All-Mid-Atlantic Region First Team, Top 25 Finalist NFCA Division I Freshman of the Year.
- In 2019 hit .384, 12 2Bs, 13 HRs, 50 RBI, .774 SLG%, .469 OB%, 113 TB.
- Hit 1st career HR vs. Furman (2019).
- Career-high 4-for-4 vs NC Central (2019), 4 RBI, 2B & a 3B.
- Hit walkoff 2-run HR vs. Campbell (2019).
- 3 HRs in DH at App St. (2019), 2 HRs & career-high 5 RBI in game two.



**#1 Grace Chelemen, Sr., OF, Woodhaven, Mich.**

- 4 GP, 4 GS in CF. Speedy fielder with good reads off the bat.
- Tied for 2nd on team with 3 runs scored.
- Made catch on the run in RCF to end game vs. Saint Joseph's (2/12).
- 32 GP, 31 GS in 2021. Hit .353, 36 hits, 21 runs, 6 2Bs, 2 HRs, 15 RBI.
- Had a hit in 22 games, reached safely in 26 games, 9-straight (3/3-20).
- 3-of-4 with 2 2Bs & 2 runs vs. LA Tech in C-USA Tourn.
- Scored 5 runs in series with FAU.
- Great weekend vs. Bellarmine 8-of-10 at the plate (.800), 3 runs, 2 2Bs, 3 RBI. Reached base safely in 9-straight plate appearances & was 4-for-4 in game 2. Avg. rose from .314 to .422.
- Diving catch bottom 7th at MTSU helped game go to extras.
- Smacked 1st career home run at No. 11 Kentucky in 2020.
- In 2020 1st Herd appearance vs. Saint Francis & 1st start at Chattanooga. Played in all 25 games with 20 starts in OF.
- Diving catch at Kennesaw State (Feb. 2020) featured as Top 5 Play of the Week by NCAA Softball.
- Transfer from U. of Michigan, joined Herd just before 2020 season.
- Played 36 games, 1 start at Michigan in 2019. Made collegiate debut vs. No. 5 Florida (2/9). 1st career hit in 1st at-bat at USF (2/9). Played against MU in NCAA Regionals.



**#3 Armani Brown, R-Sr., IF, Elk Grove, Calif.**

- 4 GP, 4 GS all at 2B. Has an assist in all 4 games to begin 2022.
- 32 GP, 24 GS in 2021. Hit .246, 15 hits, 12 runs, 3 2Bs.
- Split time at 2B with Madison Whitaker in 2020.
- Smooth defender. Had .963 fielding % in 2020. Career .952 Fld%
- Hit 2B at Charlotte (5/8) then a 3B vs. Charlotte in C-USA To. (5/12).
- Was 4-of-9 (.444) at MTSU, raised season avg. from .273 to .323. Had clutch RBI 1B late in game two. Scored 3 runs.
- 3-for-3 with a 2B vs. Valparaiso (3/7).
- Bat .347, 25 hits, 13 runs, 7 RBI & 3 SB in 2020.
- Started all 25 games 6 at SS & 19 at 2B in 2020.
- Contributed to 2 double plays at No. 11 Kentucky.
- Reached base safely in 19-straight games (2/7-3/4) & in 22-of-25 games in 2020. 8 multi-hit games & 3-for-3 vs. Indiana State.
- Season-high 2 RBI at Norfolk State (3/1) & vs. Rutgers (3/7).
- Played & started in 62 games in 2019, tied for second-most in MUSB history, all at second base.
- 2nd with 52 hits, also scored 30 runs (2019).
- .954 fielding percentage in 197 chances (2019).
- Hit 1st career 3B at Middle Tennessee (April 27, 2019).



**#4 Alex Coleman, Fr., OF, Asheboro, N.C.**

- 2 GP off the bench as pinch runner. Has 1 run scored.
- Made collegiate debut vs. Villanova (2/11) as a pinch runner.
- Scored 1st career run vs. Saint Joseph's (2/12) on Lauren Love's HR.
- Attended Southwestern Randolph HS.
- Senior year hit .682, on base .714, had 30 hits, 23 runs, 14 RBI, 4 2Bs, 3 3Bs, 1 HR, 15 stolen bases and only struck out twice.
- Named 2021 Mid Piedmont Conference Player of the Year.
- 2021 First Team All-State.
- Helped team to postseason, 1st place freshman & sophomore years.
- Junior year played a few games before season canceled due to COVID.
- Sophomore year hit .520 with .540 on base and scored 24 runs.
- Played club ball for Carolina Cardinals. Team finished in top 8 in the Colorado Tournament in 2019, 3rd in JO Cup in 2020, 1st in Power 50 Pro Swings in Tennessee and PGF State Champs in 2020.
- In 2020 season with Cardinals bat .400, 33 runs, 16 RBI & 15 SBs.
- Also lettered in volleyball as a sophomore.
- Straight-A student all 4 years in HS. Named to Academic All-Conference Team.
- Father, Rusty, played baseball at High Point in 1990s.



**#7 Amaya Lee, R-Fr., IF, Concord, Calif.**

- 2 GP off the bench as a pinch runner. Has 1 run scored.
- Made collegiate debut vs. Saint Joseph's (2/11) as pinch runner.
- Scored 1st career run vs. Villanova (2/12).
- Missed the 2021 season due to shoulder injury.
- Attended North Gate HS.
- 4-year Scholar Athlete & Honorable Mention.
- Hit .321 with 54 hits, 53 runs & 24 RBI.
- With travel team was member of squad that won PGF Qualifiers in 2017 & 2019.
- Has a twin sister who will play softball for Holy Names University in Oakland, Calif.



**#9 Lauren Love, Fr., IF, Matthews, N.C.**

- 3 GP, 2 GS. Starts in OF, played briefly at 2B vs. Saint Joseph's (2/12).
- Made collegiate debut vs. Villanova (2/11). Delivered clutch RBI 1B in the 5th after 10-pitch at bat vs. preseason All-American Paige Rauch.
- Earned 1st career start vs. Villanova (2/12). 1-of-2 at the plate.
- 1st career home as 2-run go-ahead shot to RF vs. Saint Joseph's (2/12).
- Came to Marshall with twin sister Laney. Lauren was born January 1, 2003 while Laney was born December 31, 2002.
- Lauren & Laney are the seventh set of sisters and the second set of twins to play for MUSB.
- Attended Porter Ridge HS.
- Has been honored as Player of the Year, Offensive MVP, All-Conference and All-District.
- Helped lead school to conference championship.
- Senior year bat .523, 23 hits, 20 runs, 12 RBI, 13 2Bs & 1 HR.
- In HS career bat .540, 88 hits, 68 runs, 69 RBI, 28 2Bs, 4 3Bs, 14 HRs, slugged 1.018, on base .577.
- With club team ranked 18th in 2019 in 16U final national NPS ranking.



**#13 Rielly Lucas, Fr., IF, Huntington, W.Va.**

- 2 GP off the bench as a pinch hitter.
- Made collegiate debut vs. Villanova (2/12) & had 1st career RBI.
- Drew a walk and played briefly in left field vs. Saint Joseph's (2/12).
- Hometown player. Attended Cabell Midland HS.
- Senior year helped the Knights to its first state championship since 2005.
- Recipient of the 2020-21 West Virginia HS Softball Sports Award.
- 3x All-State, 3x All-Mountain State Athletic Conference.
- Participated in 2021 North/South All-Star game for Region 4 and won the Home Run Derby.
- Over last 2 years in HS hit .520, on base over .600, slugged over 1.100 and was intentionally walked 22 times in 2021.
- In HS career hit 28 HRs (13 as a senior), 109 RBI (39 as a senior), and 117 runs scored (52 as a senior).
- Played travel ball for Ohio Outlaws. Was invited to play in all-star game in Boulder, Co. Was an All-Star Select in 2018 at Triple Crown Fireworks Tournament.
- Also lettered in basketball and volleyball.
- Cousin Austin Lucas played baseball at West Virginia Tech.



**#14 Cailey Joyce, R-Jr., P, Mechanicsburg, Pa.**

- 2 appearances, 2 starts in 2022. Has 2.0 IP & 2 Ks.
- 15 appearances, 12 starts, 5-5 record, 66 IP, 3.08 ERA & 37 Ks in 2021.
- Earned 1st MU start vs. Valpo (3/7) pitched 4 innings, allowed 4 hits, 1 run and struck out 3. No decision.
- Complete-game win at Chattanooga (3/21), allowed 4 hits, 1 run and struck out 7. 1st win with Marshall.
- Struck out 7 vs. Bellarmine (3/27).
- Pitched 19 inn., 14 Ks & had 2 wins in FAU series. Game 1 gem with complete game shutout, allowed 4 hits & 6 Ks.
- Picked up 2 more wins at FIU. Game 1 3 hits, 1 run & 2 Ks.
- Transfer from La Salle University. Sat out the 2020 season due to injury.
- As a freshman (2019) named to Atlantic 10 All-Rookie Team and the A-10 Commissioner's Honor Roll.
- In 2019, 41 GP with 39 GS, pitched in 35 contests with 16 starts. Led team at the plate with .301 avg, slugged .540 and 7 HRs. Had 9-game hit streak (April 3-14, 2019). Homered 2x & 5 RBI against Dayton (April 13).
- Pitched 14 complete games & led team with 168.2 IP and 91 strikeouts.
- Had 8 wins, 1 save & 4.32 ERA.
- Career-high 8 Ks at Rhode Island (April 27).



# MARSHALL SOFTBALL BROADCAST TALKING POINTS



## #16 Saige Pye, 5th Yr, UT, Stockton, Calif.

- 4 GP, 4 GS at DP.
- Hit 1 of MU's 5 HRs vs. Saint Joseph's (2/11). 3-run HR in the 5th.
- 25 GP, 25 GS, 18 at DP & 4 at 3B & 3 in LF in 2021.
- Hit .395, 34 hits, 14 runs, 5 2Bs, 6 HRs, 23 RBI, slugged .663 in 2021.
- Hit .475 (19-of-40) with 18 RBI over 11 games in C-USA play.
- Career-high 12-game hit streak (4/17-5/12). Reached base safely in 24-of-25 games.
- Tied MU single-game record with 3 2Bs vs. FAU including 2-run 2B to tie game in 7th. Drove in 3 runs in each of 3 games played against Owls.
- Major impact in 1st season at MU. Started all 25 games 11 at DP, 11 at 3B, 3 OF. Took over at 3rd base after Blakely Burch went down with injury vs. Delaware State (Feb. 28).
- In 2020 hit .463, 37 hits, 20 runs, 6 2Bs, 8 HRs, 28 RBI, slugged .863 & .532 OB%. Struck out just 5 times in 80 at bats. Ranked in the top 50 in NCAA in hits (11th), total bases (12th), RBI (20th), slugging (23rd), HRs (26th), RBI per game (32nd) & batting avg. (33rd).
- Reached base safely 24-of-25 games. Only time, opener vs. St. Francis.
- Recorded a hit 20-of-25 games. 12 multi-hit games. 3+ 4 times.
- 7 RBI at No. 11 Kentucky, 2 HRs, 1 GS. 1 RBI away of team record.
- Transferred to MU in summer 2019 from Georgia Tech. Played in 32 games with 6 GS over 2 seasons. HR freshman year vs. Pitt.



## #18 Laney Love, Fr., IF, Matthews, N.C.

- Came to Marshall with twin sister Lauren. Laney was born December 31, 2002 while Lauren was born January 1, 2003.
- Laney & Lauren are the seventh set of sisters and the second set of twins to play for MUSB.
- Did not play during fall dealing with an injury.
- Attended Porter Ridge HS.
- Named Defensive MVP and received All-Conference honors.
- Helped lead school to conference championship.
- In HS career hit .352, 38 hits, 30 runs, 32 RBI 9 2Bs, 3 3Bs, 4 HRs, slugged .601 and on base .413.
- With club team ranked 18th in 2019 in 16U final national NPS ranking.



## #20 Camryn Michallas, Sr., IF, Huntington, W.Va.

- 3 GP, 3 GS. 1 at 3B & 2 at SS.
- Excellent defensive game vs. Saint Joseph's (2/12), 3 PO & 3 asts, 0 err.
- Returned to play for hometown school prior to 2021 season. Graduated from Huntington HS. First played for Akron in 2019, then transferred to Gulf Coast State College (JUCO) for 2020 season.
- Excellent defender with a strong arm. Had .969 fld% in 2021.
- Made MU debut in all 3 games at Chattanooga. 1 run & played 3B.
- 1st hit & RBI with Marshall, 2-run 2B vs. Bellarmine (3/28).
- 2 RBI in game two of series at FIU (4/24).
- 1 RBI & 2 runs vs. LA Tech in C-USA Tourn. Had 2 PO & 2 asts at 3B.
- Played 2020 at Gulf Coast State College, same school that produced Eloise Tribolet (2017-18) played for MUSB.
- In 2020 bat, .329, 23 Hits, 18 runs, 6 2Bs, 1 HR & 11 RBI.
- Slugged .457 & .412 OB% in 26 games (2020).
- At Akron in 2019, appeared in 34 games with 32 starts. 5 runs & 5 RBI.
- Made collegiate debut vs. Morgan State (Feb. 8) & scored a run. 1st collegiate hit at Presbyterian (Feb. 8).
- At Huntington HS, named 1st team all-state & all-mountain state athletic conference. Bat over .500 with 168 hits, 29 2Bs, 11 3Bs, 12 HRs, & 98 RBI in HS career.



## #21 Sydney Nester, R-Jr., P, Hillsville, Va.

- 3 appearances, 2 starts.
- C-USA Pitcher of the Week (2/14), 3-0, 0.00 ERA, 25 Ks, 14 IP in MU debut at Buzz Classic. 13 Ks vs. Saint Joe's (2/11). 11 vs. Villanova (2/12).
- Transfer from NC State. Excelled on field & in classroom for Wolfpack. Already graduated with Bachelor's degree in sport management in 3 years at NC State. Working on Master's in communication studies at MU.
- At NC State 3.49 ERA, 31-22 record, 83 appearances, 46 starts, 24 CG, 5 shutouts, 2 saves, 344 Ks & opp. batting avg. of .227 in 341 IP.
- In Wolfpack record book. 4th all-time in Ks-per 7 innings (7.06), 6th in wins, 6th in Ks, 7th-best opp. batting avg., & 10th in ERA.
- In 2021, 29 appearances, 14 starts, led with 102 Ks in 105 IP, 7 wins.
- In 2020, 17 appearances, 12 starts, Was 10-4 with 89 Ks in 86.1 IP.
- Ranked as No. 39 pitcher in D1 Softball's Top 100 Analytical Rankings. Ranked No. 87 in Softball America Shortened Season Top 100 Players list.
- 1 of 2 pitchers in ACC with double-digit wins in 2020.
- In 2019, 37 appearances, 20 starts, 14-8 record, 153 Ks in 149.2 IP.
- Made collegiate debut against No. 19 Michigan, 4IP, 3 hits, 3 runs, 4 Ks.
- Earned 4-1 win over No. 7 Arizona, allowed 7 hits & struck out 5.
- Career-high 15 Ks in no-hitter of 2-0 win at College Charleston.



## #22 Brianna McCown, So., P, St. Albans, W.Va.

- 13 appearances, 3 starts, 4.27 ERA, 4-1 record 31 Ks, 37.2 IP in 2021.
- 1st collegiate appearance with 5 innings vs. Bowling Green (3/5) settled in with 7 Ks and earned 1st career win.
- Came on in relief in 3 games at MTSU, had 3 Ks in game four.
- 5 IP of relief at FIU with 5 Ks, earned 2nd win.
- 1st career start in game 2 of series at Charlotte (5/8), 6 IP, 5 hits, 3 runs, 5 Ks in win.
- 1st career CG vs. LA Tech in C-USA Tourn. Allowed 5 hits, 2 runs & 3 Ks in win.
- Local star. First attended George Washington HS for three years, then transferred to & graduated from St. Albans HS.
- Pitcher & hitter in prep career.
- In 3 years at George Washington HS, 822 Ks, bat .541 & hit 14 HRs.
- Junior year had 21-4 record, 210 Ks & held opponents to .189 batting avg. On offense hit .519, slugged .954, .587 OB% & 14 HRs.
- 3x 1st team all-state, 3x 1st team all-Mountain State Athletic Conference. Member of Conference champions and state runner-up.
- Also lettered in basketball & volleyball.



## #23 Mya Stevenson, Sr., OF, Mesquite, Texas

- 4 GP, 4 GS in RF. Leads team with 5 RBI & 4 runs scored.
- Ended game vs. Saint Joe's (2/11) with solo HR in the 6th.
- 33 GP, 32 GS, hit .293, 29 H, 27 R, 8 2Bs, 8 HRs, 20 RBI in 2021.
- 13th member of MUSB 100 RBI Club (119) 9th all-time at MU.
- 2nd all-time at MU with 42 HRs. 1 ahead of teammate Aly Harrell.
- Hit 39th career HR with Grand Slam into 3rd floor of parking garage vs. LA Tech & 40th career HR hit vs. Charlotte in C-USA Tourn.
- C-USA play in 2021 hit .385, 20 hits, 13 runs, 7 2Bs, 3 HRs, slugged .692.
- Reached base safely in 27 games including final 13 of season of 2021.
- Career-best 10-game hit streak (4/17-5/8) & hit .484 during span.
- Record-setting slugger, tied for lead in NCAA with 12 home runs in 2020. Also finished in top 10 in NCAA in RBI (2nd), HRs per game (3rd), RBI per game (3rd) & total bases (9th).
- Started all 25 games in 2020. Bat .385, 30 hits, 23 runs, 12 HRs, 36 RBI, slugged .910, 71 total bases. Reached base safely in first 22 games, and in every game except one (vs. Bucknell March 8).
- Record-setter in 2019 with 20 HRs, most in NCAA by a freshman during season that year. Drove in 58 runs, 2nd most in team history.
- Hit 2nd cycle in team history at Charlotte 2019 (3/16).
- Career-high 7 RBI twice. vs. Charlotte ('19) & vs. Rutgers ('20).



## #28 Kay Kay Kenney, So., OF, Highland Village, TX

- 3 GP, 2 GS in LF.
- 1-of-2 with a run & stolen base vs. Saint Joseph's (2/11).
- 20 GP, 5 GS in 2021. Scored 6 runs, 3 hits, 4 RBI, 6 walks.
- Scored 1st career run at Chattanooga (3/20) game 2.
- Made collegiate debut vs. Akron (3/3). 1st SB vs. Valpo (3/7).
- Earned 1st career starts with games 2 & 3 vs. Bellarmine after first appearing in 6 games as pinch runner. Reached base in all 6 plate appearances with 4 walks, reached on an error & 1st career hit was 2-run home run in game three.
- Drove in a run in game 2 of series at FIU (4/24).
- Drew 2 walks, 1 hit & 1 run in game 2 of series at Charlotte (5/8).
- Attended Marcus High School. 3x all-district, 3x named to Dallas/Forth Worth All-Metropolitan Team.
- 2018 Team Defensive Player of the Year.
- Ranked as #73 position player in Extra Innings.
- 78 runs, 82 hits, 24 2Bs, 15 HRs, 39 BBs & bat .369 in HS career.
- Played for highly successful travel ball team. 1st place at 2018 TCS Nationals in Atlanta, 5th place 2019 Colorado Fireworks Power Pool, 5th place 2019 TCS National in Atlanta, 2nd place at USA JO Cup in Spartanburg, S.C., 2020 Texas Fastpitch League Alamo Series Champions.



## #34 Ashley Blessin, So., P, Plant City, Fla.

- 2 appearances in relief. 5.0 IP & 2 Ks.
- 3 IP with 2 Ks vs. Saint Joseph's (2/12).
- 11 appearances, 7 starts, 4.12 ERA, 35.2 IP & 18 Ks in 2021.
- Complete game win vs. Akron (3/3), tied career-high 7 Ks.
- Complete game win at Chattanooga (3/20), 10th win of career.
- Can field position well, has 7 assists & 3 putouts in 2021. Made 2 great plays at MTSU including scoop from the glove to 1st.
- 16 appearances with 10 starts in 2020. Finished with 7-0 record, 46.2 IP, 2 shutouts, 3.45 ERA, 34 Ks.
- 1st career start vs. Ohio, 4 IP & 2 Ks.
- 1st MU appearance with 1.2 innings of relief to close out win over Bucknell. Allowed 1 hit, 0 runs, 2 Ks.
- 2 shutouts vs. Delaware State & Akron. Allowed just 1 hit vs. Delaware State and 2 vs. Akron. Also had career-high 4 ks in both games.
- Hillsborough County Player of the Year as senior.
- Finished HS career with a 0.65 ERA, 1,059 strikeouts, 634 innings pitched, and an 81-16 record.
- Recorded 379 strikeouts & 20 wins as a senior.
- Plant City HS career records for wins, ERA & Ks.

## MARSHALL SOFTBALL BROADCAST TALKING POINTS



**#43 Aly Harrell, 5th Yr., IF, Gahanna, Ohio**

- 4 GP, 4 GS at 1B, 4 hits & 3 RBI.
- Hit 41st career HR vs. Saint Joseph's (2/11) in 4th inn.
- 30 GP & started, hit .415, 39 H, 25 R, 8 2Bs, 10 HR, 17 BBs, slugged .819 and on base .526.
- Hit walkoff 1-run 2B in game 3 of FAU series in 9th. 1st career walkoff.
- Went 4-of-5, 2 runs, 2 2Bs, 1 HR, & 4 RBI
- 3rd at MU 41 career HRs. 1 behind teammate Mya Stevenson.
- 1st in OB% (.545), 2nd in walks (124), 3rd in slugging (.742), 4th in Avg. (.371), 5th in HBP (31), & 6th in RBI (127).
- Has struck out just 28 times in 383 career at bats.
- Great eye at the plate. Over two years (2019-20) more free passes (BBs & HBPs) combined than any other hitter in Div. I with 114 (91 BBs, 23 HBPs). Next closest Bailey Hemphill of Alabama with 86.
- Has started 167-of-162 career games & started 125-straight before missing Chattanooga series in 2021 (contact tracing).
- In 2020 hit .441, 30 hits, 22 runs, 8 2Bs, 5 HRs, 23 RBI, slugged .779, 23 BBs, 6 HBPs & OB% of .602 good for 4th in NCAA.
- Reached base safely in 24-of-25 games in 2020.
- Set MUSB records in 2019, .578 on base percentage, 64 games played & started, 459 putouts, & 10-straight games RBI.




**#44 Katie Adams, 5th Yr. C, Hurricane, W.Va.**

- 4 GP, 4 GS at catcher: 4 hits, 2 2Bs & 1 HR
- Hit 1st of MU's 5 HRs vs. Saint Joseph's (2/11). Also had a 2B.
- 31 GP, 28 GS, 14 at C, 11 at DP and 3 at 1B (Chattanooga). Hit .352, 9 2Bs, 4 HRs, 12 runs & 24 RBI.
- 2-for-2, 2 runs & career-high 3 BBs in game 2 at Chattanooga (3/20).
- Began 2021 season with 4 2Bs out of 5 hits in DH vs. Akron (3/3).
- Drove in 3, scored 2 runs & stole 1 base. Also threw out 2 potential base-stealers, 1 in each game of DH.
- Has 3 career games with 2 2Bs, all against Akron. The other in 2020, was intentionally walked after the 2 2Bs in that contest.
- Drove in a run in 4-straight games (4/24-5/8) with 8 total.
- Hit 4th HR of season vs. Charlotte in C-USA Tourn.
- 21 GP, 19 GS in 2021, 16 at C 3 at DP in 2020. Hit .377, 23 hits, 16 RBI, 5 2Bs, 3 HRs, 8 runs. Career-high 5 RBI vs. Howard (2/29).
- Finished season on 10-game hitting streak. During stretch hit .467, 11 RBI, 4 2Bs & 3 HRs. Reached base safely in last 11 games of season.
- Hit 1st career HR at Norfolk State (3/1).
- Drilled a line drive HR to center at No. 11 Kentucky (3/11).
- Appeared in 44 games with 26 starts in 2019.



**#48 Bub Feringa, Fr., P/UT, Glendale, Ariz.**

- 1 appearance in relief. 1.1 innings, 1 K.
- Made collegiate pitching debut vs. Villanova (2/11). 1.1 IP, 1 K
- Attended Cactus HS
- Starred in the circle & at the plate.
- 2x Peoria Unified School District Player of the Year, 3x First Team All-State, 4x All-Conference.
- As a senior named West Valley Preps Player of the Year, Arizona 4A West Valley Region Player of the Year & Defensive Player of the Year.
- Selected as No. 71 in Extra Innings Class of 2021 Top 100.
- Senior year had 13 wins, 0.95 ERA & 115 Ks. At the plate hit .644, 37 RBI, 16 2Bs & 6 HRs.
- Helped HS to 4A Arizona State Championship runner-up finish twice.
- Had success with travel ball winning several tournaments.
- Academically ranked in top 10-percent of her class.
- Older sister Briley had successful collegiate career as a catcher at Harding University, over 140 hits, 44 runs, 18 2Bs, 10 HRs, 80 RBI. Set program record in 2019 with 19 runners caught stealing.
- Also lettered in badminton (varsity singles & doubles) and was the No. 1 singles for varsity for two years.



**#49 Brooklyn Ulrich, Fr., IF, Mesa, Ariz.**

- 3 GP off the bench as a pinch runner. Has 2 runs scored
- Made collegiate debut & scored 1st career run vs. Villanova (2/11).
- Graduated from Red Mountain HS after first attending Westwood HS.
- Accolades in 2021 include Female Scholar Athlete, Defensive Player of the Year and Second Team All-State.
- Senior year hit .397, 27 hits, 20 runs, 21 RBI, 4 2Bs, 6 3Bs & 3 HRs.
- Off to great start as a junior before COVID canceled remainder of season. Had 8 runs, 3 2Bs, 1 HR & 7 RBI in just 9 games.
- In HS career hit .365, 97 hits, 75 runs, 65 RBI, 15 2Bs, 12 3Bs & 5 HRs.
- Helped club team to a PGF Premier berth by driving in the winning run.
- Came to plate with runners at 2nd & 3rd with two outs.
- Also played varsity badminton.



**#77 Madison Whitaker, 5th YR., IF, New Palestine, Ind.**

- 2 GP, 2 GS at shortstop.
- Hit line drive 2-run HR vs. Saint Joseph's (2/11). 10th of career.
- Suffered injury vs. Villanova (2/11), has not played since.
- 26 GP, 14 GS, hit .176, 9 hits, 6 runs, 6 RBI, 4 2Bs & 1 HR in 2021.
- Split time at 2B with Armani Brown. 4 games at SS & 4 at 3B.
- Tied MUSB single-game record with 8 assists in game 2 at MTSU while playing SS. Listed starter at 2B, moved to SS in bottom of 1st after Sierra Huerta left with injury. Added 6 putouts as well.
- Hit 1st HR with MU in game 3 vs. Bellarmine (3/28). Scored 3 runs to tie collegiate career-high (vs. UL-Monroe 2/10/19).
- Collected 3 hits & 2 RBI game 2 at Chattanooga (3/20).
- Had RBI 2B in game 2 of series at FIU (4/24).
- Transfer from Vwright State. Played in 106 games with 105 starts from 2018-20. Finished with 86 hits, 43 runs, 16 2Bs, 2 3Bs, 8 HRs & 53 RBI. Played in just 4 games, 3 starts in 2020.
- Named to 2018 Horizon League All-Freshman Team.
- Started 53 games as a freshman, finished 2nd on team with 41 hits, 8 2Bs, 3 HRs & 23 RBI. Struck out fewest times of regular starters for Raiders with just 15 in 168 at bats. Led team with 100 assists. Tied career-high with 3 hits, 2 RBI & 3rd HR of year at Detroit Mercy.

## Marshall Softball Core Values

We Are Tough

We Are Selfless

We Are Committed

We Are Unbreakable

We Are Family

**We Are...Marshall Softball**



## MARSHALL SOFTBALL BROADCAST TALKING POINTS - COACHES



### Head Coach Megan Smith Lyon, 4th Season, Overall Division I record: 397-267/Overall Collegiate Record: 476-308

- Third season with Marshall after being hired in July of 2018 as the fourth head coach in Marshall softball history.
- Marshall record is 83-43. Has quickly established Marshall as a powerful offensive threat. After setting program record with 79 home runs in 2019, then in 2020 Herd led NCAA in home runs per game with 1.92 (48 total) and was on pace for over 100 before remainder of year was canceled due to COVID-19 pandemic.
- Herd bats hit 150th home run during coach Smith Lyon's tenure in game two vs. Bellarmine on March 27. It was just the 103rd game of her time at Marshall.
- Became the fastest coach in program history to reach 50 wins (76 games) with 8-0 victory over Rhode Island on Feb. 23, 2020.
- Won 1st game with the Herd in MU debut vs. UC-Riverside, 5-2 win (Feb. 8). Went 4-1 during the first tournament at the helm for Marshall.
- Earned 400th career coaching win Feb. 16, 2019 with 10-1 victory over Presbyterian. Herd also tied single-game, program record with 5 HRs in the win.
- Spent the past nine seasons as the head coach at Kansas University. Recorded six 30+ win seasons including a 40-15 mark in 2015. Finished with 273 wins.
- Took the Jayhawks to NCAA Regionals in 2014 & 2015. In 2015 the team spent 7-consecutive weeks ranked in the top 25.
- Kansas led the Big 12 and the nation with a conference record .345 batting average. Also set team records with a .979 fielding percentage in 2014 (2nd highest nationally), and 60 home runs in 2011.
- Team sported a 20-game winning streak in 2012.
- Boasted an 11.5 game won-loss record improvement in 2011 from the year before, the 16th-best turnaround in NCAA history. Kansas opened the season with a 26-3 record, the best start in program history.
- While at Kansas, the Jayhawks had one All-American, one Academic All-American, 20 All-Big 12 selections, 20 NFCA All-Region selections, 50 All-Big 12 Academic Team honorees, three Big 12 Scholar Athletes of the Year and three players taken in the NPF Draft.
- Actually coached against Marshall in her first season at Kansas, during the Florida Lipton Invitational hosted by the Florida Gators. Marshall won the first matchup 7-3 on Feb. 19 and then the Jayhawks won the second contest, also by a score of 7-3, on Feb. 21.
- Started the softball program at Western Carolina and finished with a 41-20 record in the first season (2006) and a 16-4 Southern Conference mark and was named SoCon Coach of the Year. The Catamounts won regular season title along with 6 players named all-conference (5 1st team), 2 All-Region 2nd team and the 2006 Pitcher of the Year (Mendy McKenzie). Western Carolina broke conference single season home run record with 81 and ranked 3rd in NCAA in home runs per game, 14th in slugging percentage and 19th in scoring.
- Spent two seasons as the head coach at Young Harris and had a 79-41 record. Finished as the NJCAA Regional Runner-up both years.
- Prior to coaching at Kansas, spent three seasons as an assistant at LSU under Yvette Girouard. Tigers won the 2007 SEC Tournament, the Stanford Regional in the NCAA Tournament and finished the year with 55 wins. LSU ended the regular season 3rd in the ESPN/USA Today Poll.
- Also an assistant coach at Charlotte in 2003 and for her alma mater UNC in 2004. The Tar Heels made the NCAA Tournament (Waco regional) that season.
- Played third base at UNC for Donna J. Papa from 1996-99. Still listed fifth all-time in career assists with 380. Team finished first in the ACC in 1996 and 1998. Won 30+ games in a season three times, record of 125-106 during playing days.
- Also played against Marshall three times as a player at UNC. The Tar Heels won two of the three games. UNC won the first 3-2 on Feb. 25, 1996. Marshall won the second, 1-0, Feb. 21, 1997. UNC took the third one, 8-0 on March 14, 1997.
- Married assistant coach Corey Lyon on May 22, 2020.



### Assistant Coach Corey Lyon, 4th Season (Coaching 3rd Base)

- Has helped push Marshall to powerful offensive threat. MU has hit 184 home runs in 126 games in tenure. Herd led NCAA in 2020 in home runs per game at 1.92.
- Helped lead Herd to one of its largest win-improvements in team history with a offensive record-breaking season in 2019.
- Marshall tied or broke a total of 30 records in 2019.
- Spent the past four seasons as the head coach at UL-Monroe.
- Warhawks totaled 111 wins including two 30+ win seasons.
- During tenure had 10 players named to the All-Sun Belt Conference teams, two NFCA All-Region selections and six players chosen by the Louisiana Sports Writers Association for All-Louisiana recognition. Team earned the Sun Belt Conference Team GPA Award in 2015 & 2016.
- Broke several school offensive records including team batting average, RBI in a season, runs scored in a season, hit by pitches in a season, team slugging percentage, on base percentage and most runs scored in a game. Finished 2018 season in the top 30 in the nation in batting average, scoring and stolen bases.
- In 2015, UL-Monroe finished second in the country with 143 stolen bases. Just 10 steals behind Marshall for the top spot.
- Also coached at Southern Arkansas University (2011-14) and led program to its first winning season in 9 years. 90 wins in 3 years was the most in program history over a 3-year span. The Lady Muleriders set 31 school records and won the 2014 Great American Conference Tournament to qualify for the 1st Division II NCAA Tournament in program history.
- Previous coaching experience includes four seasons at Paris Junior College (Texas) where he compiled a 125-53 record.
- Married head coach Megan Smith on May 22, 2020



### Assistant Coach Maddie Holub, 4th Season

- Helped direct of the biggest win-turnarounds in program history in 2019, a return to the C-USA Championship game and first trip to the NISC.
- Coached Marshall's pitching staff to break a 22-year old team record with 16 shutouts in 2019. Herd has total of 25 shutouts during tenure.
- Mentored Abigail Tolbert in senior season who was named Second Team All-C-USA and to C-USA All-Tournament Team in 2019.
- Was named to the Fort Hays State Athletics Hall of Fame in October of 2019.
- Spent the previous four seasons before coming to Marshall as the pitching coach at Saint Leo University (Saint Leo, Fla.).
- Helped the Lions to back-to-back NCAA Division II postseason appearances and reached the World Series in 2018.
- Saint Leo never won fewer than 37 games during her tenure. Coached Stephanie Adkins who won back-to-back Sunshine State Conference Pitcher of the Year honors. Team also featured five pitchers in a three-year span named all-conference. Her pitching staff ERAs stayed below 2.04 during all four years. Highlighted by a 0.93 staff ERA in 2016 that garnered the National Statistical Championship. Team averaged 16 shutouts per season.
- Prior to Saint Leo, Maddie coached at Fort Hays State, her alma mater. The Tigers were ranked as high as No. 13 in the country during time on staff.
- Also coached overseas in Collecchio, Italy with the Collecchio Softball 17U and 10U squads.
- Still holds career records at Fort Hays State as a pitcher and hitter with hits (255), runs scored (183), RBI (160), home runs (46), wins (77) and strikeouts (974). Her name also appears in many other top-10 categories. She tossed 7 no-hitter and shared in an 8th. Contributed to 2 perfect games.
- 4-time all-conference honors as well as the Mid-America Intercollegiate Athletics Association Player and Pitcher of the Year as a senior in 2013.



### Volunteer Assistant Sam Boone, 2nd season (Coaching First base)

- 2nd season on the Herd staff. Assists in all capacities with practice, travel and video.
- Herd hit 50 home runs and 60 doubles, slugged .538 (2nd-best in team history), during 1st season with the team in 2021.
- Former Marshall baseball player from 2017-19. Appeared in 24 games as a relief pitcher.
- After playing career, was assistant baseball coach and recruiting coordinator at Shoreline Community College. Also instructor at Base by Pros in Lynnwood, Wash., in charge of research and development on the pitching front, while giving lessons to athletes.
- Appeared in three games in 2017 before season-ending injury, had five strikeouts in three innings. Season-high 2 Ks at Georgia State & Virginia Tech.
- In 2018, appeared in 7 games working his way back from Tommy John Surgery. Season-high 3 Ks vs. Ohio & WVU. Pitched 3.2 innings vs. Ohio, allowing one run & one hit.
- In 2019, appeared in 14 games all out of the bullpen. Did not give up an earned run in his first 8 appearances, total of 11 innings pitched. Finished season with 19 Ks in 15.1 innings. Record a win against Iona (Feb. 23) and a save vs. Eastern Michigan (March 9).
- Prior to playing for Herd, spent 2015 season at Washington State and then 2016 at Shoreline Community College (Washington).
- For Washington State, appeared in 2 games with 1 total inning and 2 strikeouts.
- With Shoreline Community College, started all 6 of his appearances, pitched 37.2 innings with a 3.34 ERA and 47 strikeouts, 2-3 record.

## HERD NOTES

### Nester Dominates Buzz Classic, Named C-USA Pitcher of the Week

Redshirt junior, and transfer from North Carolina State, Sydney Nester announced her arrival to the Herd like a buzzsaw going through the opposing batters at the Buzz Classic, Feb. 11-12. Nester finished the weekend 3-0 with 25 strikeouts and did not allow a run across 14 innings. She gave up just six hits, one walk, one hit batter and an opponent batting average of .125.

Nester started off with 13 strikeouts in six innings against Saint Joseph's, just two away from her career-high. She earned her first Herd win with the complete-game, 8-0 shutout. Nester kept it going with 11 more strikeouts on Saturday with another shutout against Villanova. She retired the final eight batters of the game as the Herd won 8-0 in five innings. Finally, Nester pitched the final three innings of Marshall's comeback win over Saint Joseph's Saturday night. She struck out one more batter and allowed only two baserunners.

Nester became the Herd's first pitcher to throw double-digit strikeouts in a game since Jordan Dixon fanned 10 on April 21, 2017, at Virginia Tech. Nester became the first Marshall pitcher to win her first three outings of the season since Dixon accomplished the feat in 2015. The right-hander also became the first Herd pitcher since 2000 (single game records are incomplete prior to 2000) to open a season with back-to-back double-digit strikeout performances. Dixon was the last to tally 10 or more Ks in back-to-back games, sitting down 10 versus Hampton and then 10 more against Towson in a doubleheader at the Tar Heel Classic on Feb. 25, 2017.

### Racing Each Other to Chase Down History

Fifth-year senior Aly Harrell and senior Mya Stevenson continue to battle their way up the Marshall career home run charts. Stevenson currently leads the friendly battle with 42, while Harrell is right behind with 41. Stevenson is second and Harrell is third. Since 2021, the two players have kept trading spots on who is the Herd's active leader. Harrell and Stevenson entered the 2022 season tied at 40. Harrell took the lead first with No. 41 in the opener against Saint Joseph's. Stevenson later tied Harrell in the same game, and then took the lead the next day against Villanova. However, both players are still chasing down the Herd's all-time leader in four-time All-American, and Marshall Athletics Hall of Famer, Rachel Folden (2005-08) who finished with 58.

### Marshall's All-Time Home Run Leaders

1. Rachel Folden - 58 (225 games played 2005-08)
2. Mya Stevenson - 42 (123 games played 2019-Pres.)
3. Aly Harrell - 41 (171 games played 2018-Pres.)

### Herd Ties MU Single Game HR Record...Again

Marshall opened 2022 with five home runs against Saint Joseph's, an all-time best in a season-opener, and tied the program record for a single game. It was the fifth time in team history that the mark has been reached, and the fourth time under Head Coach Megan Smith Lyon. Katie Adams got it started with a solo shot in the second to left-center. Aly Harrell belted a solo homer in the fourth to almost the same spot as Adams. Madison Whitaker opened a high-scoring inning for MU in the fifth with a two-run, laser line drive over the wall in center. Saige Pye smashed the fourth homer of the game with a 3-run blast, also in the fifth, off the foul pole in left. Mya Stevenson hit a solo shot to right to tie the record and end the game, 8-0, in the sixth.

### Games with Five Home Runs

- April 9, 2014 at Northern Kentucky (game 1 of DH)  
 - Shaelynn Braxton (3), Savannah Webster (1), Raquel Escareno (1)  
 Feb. 16, 2019 vs. Presbyterian  
 - Aly Harrell (2), Mya Stevenson (1), Sierra Huerta (1), Hannah Giammarino (1)  
 Feb. 28, 2020 vs. Delaware State  
 - Mya Stevenson (2), Sierra Huerta (2), Saige Pye (1)  
 March 11, 2020 at No. 11 Kentucky  
 - Saige Pye (2), Katie Adams (1), Grace Chelemen (1), Sierra Huerta (1)

### Love Comes Up Clutch

Marshall freshman Lauren Love came through in two big moments for the Herd during the Buzz Classic. In her first collegiate plate appearance, Love came in to pinch hit in the top of the fifth inning with a runner at second, two outs, and Marshall facing the mercy rule trailing Villanova 8-0. If the Herd wanted a chance to move the game on to try and comeback, it needed at least one run. Love stepped to the plate facing preseason All-American Paige Rauch and battled with the fifth-year senior for a 10-pitch at bat. On the 10th pitch, Love delivered a base hit into centerfield that scored fellow freshman Brooklyn Ulrich from second. Unfortunately, the Herd allowed the Wildcats to score one more run in the bottom of the fifth to end the game, 9-1.

Love was not done with her clutch hits. Against Saint Joseph's on Saturday night, Love came to the plate in the top of the sixth with classmate Alex Coleman at second, two away, and the Herd trailing 4-3. Love took the first pitch of the at bat over the fence in right for her first career home run. The 2-run shot gave Marshall the lead, 5-4, as the Herd went on to win 6-4.

### Marshall at Georgia Tech Sunday Contest Canceled

Marshall softball's team bus was involved in an accident following the Thundering Herd's 6-4 win over Saint Joseph's, Saturday night (Feb. 12) at the Buzz Classic in Atlanta.

Two individuals from the travel party were treated for minor, non-life threatening injuries and released from a local hospital Sunday morning following the accident.

Out of an abundance of caution, Marshall and Georgia Tech have made the decision to cancel today's scheduled 1 p.m. game and the Thundering Herd will return to Huntington later today (Feb. 13).

### Season Outlook

Marshall finished the 2021 season with a 20-13 record. Despite also playing two games in the Conference USA Tournament, the Herd played fewer games last season than any other league team due to COVID and scheduling restrictions. UTEP, who did not make the postseason tourney, played the next fewest at 37.

Coming off the 2021 season, Marshall looks to replace departed veterans Blakely Burch, Sierra Huerta, Laney Jones and Megan Stauffer.

However, the Herd returns an experienced, and very dangerous lineup. Back for another round with the Green & White are fifth year seniors Aly Harrell, Katie Adams, Armani Brown, Saige Pye and Madison Whitaker. Followed next by seniors Mya Stevenson, Grace Chelemen and Camryn Michallas. Redshirt junior pitcher Cailey Joyce returns after her first season in Huntington in 2021. Junior pitcher Ashley Blessin and sophomores Kay Kay Kenney and Brianna McCown are back as well. Amaya Lee returns after missing all of 2021 with a shoulder injury.

Newcomers to town are led by two transfers in redshirt juniors Sydney Nester and Autumn Owen. Nester, a right-handed pitcher, starred for North Carolina State for three seasons. Owen, a catcher, comes from Gardner-Webb where she nearly rewrote the record book as a freshman in 2019. Owen missed all of last season with an injury. Both Nester and Owen have two years of eligibility remaining.

The freshman class brings six new faces that possess great talent, add incredible depth, and keep the future looking bright for MUSB. The new class consists of four infielders in Laney and Lauren Love (Matthews, N.C.), Rielly Lucas (Huntington, W.Va.), and Brooklyn Ulrich (Mesa, Ariz.). Alex Coleman (Asheboro, N.C.) is an outfielder and Bub Feringa (Glendale, Ariz.) is a pitcher and a hitter.

### Sister Sister

Throughout Marshall Softball's history, there has been a family connection. Laney and Lauren Love add to that rich history. The freshmen from Matthews, N.C., are the seventh set of sisters to suit up for the Herd, and the second set of twins. However, the two do not quite share the same birthday. Laney was born on December 31, 2002. Lauren was born on January 1, 2003. Both are talented infielders who piled up accolades during their respective prep careers at Porter Ridge High School.

Marshall's first set of twins were Amanda and Jessica Williams who played from 2003-06. Both players reside in the Marshall Athletics Hall of Fame.

### MUSB's History of Sisters

- Heather (1994-95), Hallie (1994-96) & Callie (1996) Michaelis  
 Sarah (2002-04) & Amanda Chamberlain (2004-05)  
 Randi (2002-05) & Kelly Nielson (2008-09)  
 Amanda & Jessica Williams (2003-06)  
 Tarah (2004-06) & Autumn Mitchell (2006-09)  
 Kristina (2012-15) & Shaelynn Braxton (2013-15, '17)  
 Laney & Lauren Love (2022-)

### Harrell, Stevenson and Pye Preseason All-C-USA

Aly Harrell, Saige Pye and Mya Stevenson selected to the Preseason All-Conference USA Team. All three players were selected prior to the 2021 season as well. The Herd was picked to finish fifth overall in the coaches' poll.

Harrell enters her fifth season at Marshall after being granted the additional year with the 2020 COVID season. Harrell led the Herd in 2021 in batting average (.415), hits (39), home runs (10), RBI (29), total bases (77), slugging percentage (.819) and on base percentage (.526). The power hitter with the great eye at the plate, struck out only three times in 94 at bats over 30 games played in 2021. The Gahanna, Ohio, native continued her assault on the Marshall record books as well, ranking in the top 10 all-time in 11 offensive categories and three defensive. Harrell is tops all-time in career on base percentage at .547. She is second in walks (131) to four-time All-American Rachel Folden (2005-08). Harrell was named First Team All-C-USA and First Team All-Mideast Region.

Harrell and Stevenson have been in a friendly battle, rising up the home run charts as both players set their sights on Folden's record of 58. Harrell and Stevenson ended the 2021 season with 40 homers each, good for second all-time. Harrell hit her 40th of her career at Charlotte on May 8, with a two-run blast to right field. Stevenson launched two shots in the Conference USA Tournament to catch back up and tie Harrell once again.

Stevenson was one of just two players to play in all 33 games last season, starting in 32. She struggled early but exploded in conference play. Stevenson ended the season batting .293 with 29 hits, 27 runs scored (led team), eight doubles, eight home runs, 20 RBI and slugged .616. During the 16 league games in 2021, the slugger hit .385 with 20 hits, 13 runs, seven doubles, three homers and slugged .692. Along with being tied for second all-time at Marshall in home runs, Stevenson's name can also be found throughout the record

### Multi-Hit Games

Name	2022	3+	'22-best	Career total
Harrell	1	--	2	42
Stevenson	1	--	2	34
Brown	--	--	--	26
Owen	--	--	--	24 (at GWU)
Pye	--	--	--	23
Whitaker	--	--	--	23 (1 at MU)
Adams	1	--	2	21
Chelemen	--	--	--	15
Michallas	--	--	--	1 (at Akr.)

\*career-high or tied career-high

### Multi-Runs Scored Games

Name	2022	3+	'22-best	Career total
Stevenson	1	--	2	25
Owen	--	--	--	18 (at GWU)
Harrell	--	--	--	17
Chelemen	--	--	--	10
Pye	--	--	--	7
Brown	--	--	--	7
Whitaker	--	--	--	6 (1 at MU)
Adams	--	--	--	3
Kenney	--	--	--	1
Michallas	--	--	--	1

\*career-high or tied career-high

### Multi-RBI Games

Name	2022	3+	'22-best	Career total
Harrell	--	--	3	34
Stevenson	1	1	3	29
Owen	--	--	--	16 (at GWU)
Pye	1	1	3	15
Adams	--	--	--	14
Whitaker	1	--	2	14 (2 at MU)
Chelemen	--	--	--	5
Brown	--	--	--	4
Michallas	--	--	--	2
Kenney	--	--	--	1
Love	1	--	2	1

\*career-high or tied career-high

### Hitting Streaks

Name	'22-best	Current	Career-best
Pye	--	--	12 (2021)
Stevenson	2	2	10 (2019 & '21)
Adams	2	2	10 (2020)
Harrell	2	2	7 (2020)
Chelemen	1	1	6 (2021)
Whitaker	2	2	6 (2019)
Brown	--	--	6 (2019)
Owen	1	1	6 (3x in 2019)
Love	3	3	3
Michallas	1	--	2 (2019)
Kenney	1	--	1 (2021)

### Reaching Base Streaks

Name	'21-best	Current	Career-best
Harrell	2	2	24 (2019)
Pye	3	--	24 (2020)
Stevenson	2	2	22 (2019 & '20)
Brown	--	--	19 (2020)
Adams	2	2	15 (2020)
Owen	1	1	15 (2019)
Chelemen	2	2	9 (2020 & '21)
Whitaker	2	2	6 (2021)
Love	3	3	3
Kenney	1	--	2 (2021)
Michallas	1	--	2 (2021)
Lucas	1	1	

### Scoring a Run Streaks

Name	'21-best	Current	Career-best
Stevenson	2	2	7 (2019)
Harrell	1	--	6 (2021)
Whitaker	1	--	6 (2019)
Owen	--	--	6 (2019 & '20)
Chelemen	2	2	4 (2020 & '21)
Kenney	1	--	4 (2021)
Pye	1	--	4 (2020)
Brown	1	1	4 (2019)
Adams	2	2	3 (2020)
Ulrich	2	--	2
Love	1	1	
Coleman	1	1	
Lee	1	1	



## HERD NOTES

book. The Mesquite, Texas, native enters her fourth season second in slugging percentage (.755). Last year Stevenson became the 13th member of the Marshall 100 RBI Club, with a bomb at Chattanooga and currently as 114 good for 10th. She was named Second Team All-C-USA in 2021.

Pye enters her third season with the Herd and her fifth year of collegiate action, also being granted the extra year after the 2020 COVID season. Pye's bat has been a key factor in Marshall's offense since she transferred to Huntington before the 2020 season from Georgia Tech. Last season, Pye hit .395 with 34 hits, 14 runs, five doubles, six home runs, 23 RBI, slugged .663 and had a .459 on base percentage. The Stockton, California, native also went off in league action beginning with a great series against Florida Atlantic. In the three games played, Pye hit .462 (6-of-13) with nine RBI. She tied the program single-game record with three doubles in game three of the series, and her third double drove in two runs in the bottom of the seventh to tie the game. Harrell won it in the ninth. Pye had a 12-game hitting streak toward the end of the season and reached base safely in the final 18 games. She was named First Team All-C-USA and Third Team All-Mideast Region.

### PRESEASON PLAYER OF THE YEAR

Bailey Vannoy, Charlotte (SR., Catcher/Outfielder)

### PRESEASON PITCHER OF THE YEAR

Shelby Nunn, WKU (Fifth Year SR., RHP)

### PRESEASON ALL-CONFERENCE TEAM

Pitcher: Janie Worthington, North Texas

Pitcher: Corrina Dodd, Middle Tennessee

Pitcher: Shelby Nunn, WKU

Catcher: Sierra Frazier, UAB

Catcher: Bailey Vannoy, Charlotte

**Infielder: Aly Harrell, Marshall**

Infielder: Tata Davis, Southern Miss

Infielder: Cori Henderson, Charlotte

Infielder: Tayla Evans, North Texas

Infielder: Maddie Bowlds, WKU

Infielder: Kourtney Gremillion, Charlotte\*

Outfielder: Destini Brown, Southern Miss

**Outfielder: Mya Stevenson, Marshall**

Outfielder: Taylor Davis, WKU

Outfielder: Kelci Hill, Middle Tennessee

**DPI/Utility: Saige Pye, Marshall**

(\*16 Total- sixth infielder due to a tie in votes)

### Herd Picked 5th in Preseason Coaches' Poll

Conference USA announced the preseason coaches' poll on Tuesday with the season debut coming in just a few days. Marshall came in fifth overall out of the league's 12 teams. The top eight teams earn a bid to the C-USA Tournament set for May 11-14 in Denton, Texas, hosted by North Texas (who was picked second).

### PREDICTED ORDER OF FINISH (Division)

1. Charlotte (East)

2. North Texas (West)

3. WKU (East) - 2021 Tournament Champions

4. UAB (West)

**5. Marshall (East)**

6. Middle Tennessee (East)

7. LA Tech (West)

8. FIU (East)

9. Southern Miss (West)

10. UTSA (West)

11. UTEP (West)

12. Florida Atlantic (East)

## MILESTONE WATCH

### 200 Career Starts

Aly Harrell ..... 166 (171 games played)

### 150 Career Starts

Madison Whitaker ..... 121 (134 games played)

Mya Stevenson ..... 120 (123 games played)

Armani Brown ..... 119 (129 games played)

### 100 Career Starts

Katie Adams ..... 86 (130 games played)

### 200 Career Hits

Aly Harrell ..... 164

### 150 Career Hits

Mya Stevenson ..... 119

### 100 Career Hits

Armani Brown ..... 97

Madison Whitaker ..... 97 (86 at WSU, 11 at MU)

Autumn Owen ..... 90 (88 at GWU, 2 at MU)

Katie Adams ..... 91

Saige Pye ..... 76 (3 at GT, 73 at MU)

### 100 Career Runs

Aly Harrell ..... 102

Reached 100 vs. LA Tech 5/12/21

Mya Stevenson ..... 96

### 50 Career Runs

Madison Whitaker ..... 50 (43 at WSU, 6 at MU)

Reached 50 on 2-run HR vs. Saint Joseph's 2/11/22

Grace Chelemen ..... 50 (10 at Mich., 40 at MU)

### 25 Career Doubles

Mya Stevenson ..... 23

Katie Adams ..... 22

Madison Whitaker ..... 20 (16 at WSU, 4 at MU)

Autumn Owen ..... 20 (19 at GWU, 1 at MU)

### 10 Career Triples

Autumn Owen ..... 8

### 50 Career Home Runs

Mya Stevenson ..... 42

Aly Harrell ..... 41

### 20 Career Home Runs

Autumn Owen ..... 17 (17 at GWU)

Saige Pye ..... 16 (1 at GT, 15 at MU)

### 10 Career Home Runs

Madison Whitaker ..... 10 (8 at WSU, 2 at MU)

Reached 10 with 2-run shot vs. Saint Joseph's 2/11/22

Katie Adams ..... 8

### 150 Career RBI

Aly Harrell ..... 136

Mya Stevenson ..... 119

### 100 Career RBI

Autumn Owen ..... 73 (72 at GWU, 1 at MU)

### 40 Career Wins

Sydney Nester ..... 34 (31 at NCST, 3 at MU)

### 20 Career Wins

Cailey Joyce ..... 13 (8 at LaSalle, 5 at MU)

### 100 Career Appearances

Sydney Nester ..... 86 (83 at NCST, 3 at MU)

### 50 Career Starts

Sydney Nester ..... 48 (46 at NCST, 2 at MU)

Cailey Joyce ..... 30 (16 at LaSalle, 14 at MU)

### 400 Career Innings Pitched

Sydney Nester ..... 355.0 (341.0 at NCST, 14.0 at MU)

### 300 Career Innings Pitched

Cailey Joyce ..... 236.2 (168.2 at LaSalle, 68 at MU)

### 100 Career Innings Pitched

Ashley Blessin ..... 87.1

### 400 Career Strikeouts

Sydney Nester ..... 369 (344 at NCST, 25 at MU)

### 150 Career Strikeouts

Cailey Joyce ..... 130 (91 at LaSalle, 39 at MU)

### 1,000 Career Putouts

Aly Harrell ..... 946

### 500 Career Putouts

Autumn Owen ..... 450 (449 at GWU, 1 at MU)

### 250 Career Assists

Madison Whitaker ..... 216 (193 at WSU, 23 at MU)

Armani Brown ..... 180

# LAST TIME OUT - AT THE BUZZ CLASSIC, 3-1 RECORD

## 2021 Georgia Tech Softball Saint Joseph's vs Marshall Feb 11, 2022 at Atlanta, Ga. (Mewborn Field)

Saint Joseph's 0 (0-1)										Marshall 8 (1-0)									
Player	ab	r	h	rbi	bb	so	po	a	lob	Player	ab	r	h	rbi	bb	so	po	a	lob
Jordan Hinkle lf	3	0	1	0	2	0	0	0	0	CHELMEAN, Grace cf	2	1	0	0	1	1	0	0	0
Jayla Tauber 2b	3	0	0	0	1	1	0	0	0	HARRELL, Aly 1b	3	1	1	1	0	0	6	0	0
Sarah Cancila rf	2	0	0	0	1	1	0	0	0	PYE, Saige dh	3	1	1	3	0	0	0	0	0
Madison Fife c	2	0	0	0	2	4	0	0	0	ADAMS, Katie c	3	1	2	1	0	1	12	2	0
Valley Malito dh	2	0	0	0	2	0	0	0	0	LEE, Amaya pr	0	0	0	0	0	0	0	0	0
Taylor Marinelli 3b	2	0	1	0	1	1	4	0	0	STEVENS, Mya rf	3	1	1	1	0	0	0	0	0
Amaya Herr p	2	0	0	0	0	0	0	1	0	OWEN, Autumn 3b	2	1	1	0	0	1	0	1	0
Saige Stutz p	0	0	0	0	0	0	0	1	0	WHITAKER, Madison ss	2	1	1	2	0	0	0	0	0
Amaya Notaranni 1b	2	0	0	0	2	7	1	0	0	KENNEY, Kay Kay lf	2	1	1	0	0	1	0	0	0
Jessy Rybinski ss	2	0	0	0	2	1	0	0	0	BROWN, Armani 2b	1	0	0	0	0	0	0	1	0
Saige Smithzewski cf	0	0	0	0	0	1	0	0	0	NESTER, Sydney p	0	0	0	0	0	0	0	1	0
Totals	20	0	2	0	0	13	15	6	2	Totals	21	8	8	8	1	4	18	5	0
Score by Innings										Score by Innings									
1 2 3 4 5 6 R H E										1 2 3 4 5 6 R H E									
Saint Joseph's 0 0 0 0 0 0 0 2 0										Saint Joseph's 0 0 0 0 0 0 0 2 0									
Marshall 0 1 0 1 5 1 8 8 1										Marshall 0 1 0 1 5 1 8 8 1									

Score by Innings: 1 2 3 4 5 6 7 R H E  
 Saint Joseph's 0 0 0 0 0 0 0 2 0  
 Marshall 0 1 0 1 5 1 8 8 1

Saint Joseph's	ip	h	r	er	bb	so	ab	bf	Marshall	ip	h	r	er	bb	so	ab	bf
Amanda Herr	4.0	5	4	4	0	3	16	16	NESTER, Sydney	6.0	2	0	0	0	13	20	20
Saige Stutz	1.0	3	4	4	1	1	5	7									

Win - NESTER, S. (1-0). Loss - Herr (0-1). Save - None.  
 Umpires - HP: Wilson Lieske 1B: Aaron Golden 3B: Ted Broyles  
 Start: 10 a.m. Time: 1:32 Attendance:  
 Weather: Pretty dang nice actually  
 Herr faced 2 batters in the 5th.  
 Stutz faced 1 batter in the 6th.

## 2022 Georgia Tech Softball Marshall vs Saint Joseph's Feb 12, 2022 at Atlanta, Ga. (Mewborn Field)

Marshall 6 (3-1)										Saint Joseph's 4 (0-4)										
Player	ab	r	h	rbi	bb	so	po	a	lob	Player	ab	r	h	rbi	bb	so	po	a	lob	
CHELMEIN, Grace cf	4	1	1	0	1	2	0	1	125	Kayla Tauber 2b	3	1	2	0	1	0	1	4	0	385
HARRELL, Aly 1b	4	0	1	1	0	0	0	0	333	Jordan Hinkle cf	4	0	1	1	0	0	0	0	0	312
ULRICH, Brooklyn pr	0	0	0	0	0	0	0	0	0	Madison Fife c	2	1	1	0	2	0	6	0	1	400
PYE, Saige dp	4	0	0	0	1	0	0	1	143	Taylor Marinelli 3b	3	1	1	0	1	0	3	3	333	
ADAMS, Katie c	2	1	1	1	0	3	0	0	455	Kashlin Cash 1b	3	0	1	1	0	1	9	1	1	222
COLEMAN, Alex pr	0	1	0	0	0	0	0	0	0	Hailey Malito rf	3	0	0	1	0	1	2	0	1	891
STEVENS, Mya rf	3	1	2	1	0	0	1	0	462	Amaya Herr dp	3	0	0	0	0	0	0	0	0	000
LOVE, Lauren lf/2b	3	1	2	0	0	1	1	1	444	Carly Rybinski ss	3	1	1	0	0	0	1	0	1	382
OWEN, Autumn 3b	3	0	1	0	2	0	2	0	273	Sarah Cancila lf	3	0	0	0	0	0	3	0	0	000
MICHALLAS, Camryn ss	2	0	0	0	0	3	0	0	143	Emily Siler p	0	0	0	0	0	0	0	0	0	000
KENNEY, Kay Kay ph	1	0	0	0	1	0	0	0	200	Totals	27	4	7	4	3	3	21	9	5	
BROWN, Armani 2b/pr	1	1	0	0	1	1	0	0	000											
LUCAS, Rielly ph/lf	1	0	0	0	1	0	0	0	000											
JOYCE, C. p	0	0	0	0	0	0	0	0	0											
BLESSIN, Ashley p	0	0	0	0	0	0	1	0	0											
NESTER, Sydney p	0	0	0	0	0	0	2	0	0											
Totals	28	6	7	5	2	6	21	10	3											

Score by Innings	1	2	3	4	5	6	7	R	H	E
Marshall	2	0	0	1	0	2	1	6	7	0
Saint Joseph's	3	1	0	0	0	0	0	4	7	0

LOB - MAR 3; SJU 5. 2B - CHELEMAN, G(1); ADAMS, K(2); STEVENSON, M. 2(2); OWEN, A(1). HR - LOVE, Lauren(1).  
 SB - Tauber(1); Rybinski(1).

Marshall	ip	h	r	er	bb	so	ab	bf	np	era	Saint Joseph's	ip	h	r	er	bb	so	ab	bf	np	era
JOYCE, C.	1.0	4	3	3	0	0	6	6	20	27.00	Emily Siler	7.0	7	6	6	2	6	28	30	98	7.29
BLESSIN, Ashley	3.0	2	1	2	2	11	13	46	4	5.50											
NESTER, Sydney	3.0	1	0	0	1	1	10	11	50	0.00											

Win - NESTER, S. (3-0). Loss - Siler (0-3). Save - None.  
 WP - Siler(3). Pitches/strikes: JOYCE, C. 20/14; BLESSIN, A. 46/27; NESTER, S. 50/31; Siler 98/66.  
 Umpires - HP: Aaron Golden 1B: Emeric Addison 3B: Wilson Lieske  
 Start: 6:50 Time: 1:50 Attendance: 54  
 Weather: Light and breezy



Sydney Nester starred in her MUSB debut going 3-0 with a 0.00 ERA, and 25 strikeouts in 14 innings.

@HerdSB

## 2021 Georgia Tech Softball Marshall vs Villanova Feb 11, 2022 at Atlanta, Ga. (Mewborn Field)

Marshall 1 (1-1)										Villanova 9 (1-0)									
Player	ab	r	h	rbi	bb	so	po	a	lob	Player	ab	r	h	rbi	bb	so	po	a	lob
CHELEMAN, Grace cf	3	0	0	0	1	0	0	1	0	Angela Giampolo 2b	4	0	0	0	2	1	1	0	0
HARRELL, Aly 1b	2	0	0	0	1	5	0	1	0	Paige Rauch pr/lf	3	0	1	1	0	0	1	0	0
PYE, Saige dh	1	0	0	0	0	0	0	0	0	Chloe Smith 1b	1	1	1	2	0	0	4	0	0
ADAMS, Katie c/dh	2	0	0	0	1	3	1	1	0	Megan Kern ss	2	1	1	2	1	0	1	1	0
OWEN, Autumn c/ph	1	0	0	0	1	0	0	0	0	Erin Gray pr	0	0	0	0	0	0	0	0	0
COLEMAN, Alex lf	0	0	0	0	0	0	0	0	0	Ava Franz 2b	2	0	0	1	1	0	1	1	2
STEVENS, Mya rf	2	0	0	0	0	2	0	0	0	Ally Jones c	3	0	0	0	0	1	6	0	2
WHITAKER, Madison ss	2	0	1	0	1	1	1	0	0	Tess Cies f	1	1	1	1	0	0	0	0	0
ULRICH, Brooklyn pr	0	1	0	0	0	0	0	0	0	Ryan Henry dh	2	1	2	0	0	0	0	0	0
KENNEY, Kay Kay lf	0	1	0	0	1	0	0	0	0	Alexa Raphael pr	0	1	0	0	0	0	0	0	0
MICHALLAS, Camryn 3b	2	0	1	0	0	0	2	0	0	Victoria Sebastian 1b	1	0	1	0	0	0	0	0	0
BROWN, Armani 2b	1	0	0	0	0	1	1	0	0	Sydney Hayes cf	2	1	1	1	0	0	0	0	0
LOVE, Lauren 2b	1	0	1	1	0	0	1	0	0	Emily Orr dh	0	0	0	0	0	0	0	0	0
JOYCE, C. p	0	0	0	0	0	0	0	0	0	Dani Dabrowski lf/pr	0	1	0	0	0	0	2	0	0
FERINGA, Bub p	0	0	0	0	0	0	0	0	0	Totals	21	9	8	8	4	3	15	4	7
BLESSIN, Ashley p	0	0	0	0	0	0	1	0	0										
Totals	18	1	3	1	0	6	13	6	3										

Score by Innings: 1 2 3 4 5 6 7 R H E  
 Marshall 0 0 0 0 1 1 3 1  
 Villanova 2 3 2 1 1 9 8 0

Note: 1 out, 3 runners LOB when the game ended.

E - WHITAKER, P.(1), LOB - MAR 3; VU 7. HR - Kern, M.; Cites, T.; HBP - PYE, S.; Smith, C. 2; Cites, T.; Orr, E.; SB - Smith, C.; Gray, E.; Henry, R.; Raphael, A.; Hayes, S.; CS - Hayes, S..

Marshall	ip	h	r	er	bb	so	ab	bf	Villanova	ip	h	r	er	bb	so	ab	bf
JOYCE, C.	1.0	2	3	3	1	2	5	7	Paige Rauch	5.0	3	1	1	0	6	18	19
FERINGA, Bub	1.1	4	4	3	2	1	9	11									
BLESSIN, Ashley	2.0	2	2	2	1	0	7	11									



## #LookUpAndSayGoodbye

### 2022 Bomb Counter - 7

In 2021 Marshall finished tops in C-USA, and 12th in the NCAA in home runs per game with 1.52. And the glow ball continues to fly in 2022. Just four games into the season, the Herd is 12th again in the nation in home runs per game with 1.75, tops in C-USA. Marshall opened 2022 tying the single-game program record with against Saint Joseph's in an 8-0 win. It was the fifth time in team history with five bombs in a single game, and the fourth under head coach Megan Smith Lyon.

Under coach Smith Lyon and her staff, Marshall has hit 184 home runs in 126 games, an average of 1.46 balls leaving the park per game. 17 different players have hit at least one home run since 2019.

Player	2022	Career
Mya Stevenson	2	42
Aly Harrell	1	41
Saige Pye	1	16 (1 at GT)
Madison Whitaker	1	10 (8 at WSU)
Katie Adams	1	8
Lauren Love	1	1

### 2022 Games and home runs hit - inning hit in ()

#### \* - tied team single-game record

Date	Opponent	Hitters - inning hit in ()	Game Total	Season Total
Feb. 11	vs. Saint Joseph's	Adams (2nd), Harrell (4th), Whitaker (5th), Pye (5th), Stevenson (6th)	5*	5
Feb. 11	vs. Villanova		0	5
Feb. 12	vs. Villanova	Stevenson (1st)	1	6
Feb. 12	vs. Saint Joseph's	Love (6th)	1	7

### Home Runs Per Inning

First	1
Second	1
Third	0
Fourth	1
Fifth	2
Sixth	2
Seventh	0

### Home Runs Location

Dot Hicks Field	N/A
Away	N/A
Neutral	7
4 games - 1.75 per game at Buzz Classic	7

Solo	3
2-run	2
3-run	2
Grand Slam	0
Led off Inning	3
With Two Outs	2
Back-2-Back	0



A home run from Aly Harrell vs. FAU that smashed the back windshield of a car. (2021)  
Photo courtesy of Dewitt Harrell



Head Coach Megan Smith Lyon and Mya Stevenson celebrate after Mya's HR vs FAU.  
Photo courtesy of Adam Gue

## RECORD BOOK WATCH

Career	Total Bases
<b>Batting Average (min. 200 AB)</b> 1. .451 - Morgan Zerkle 2014-17 2. .410 - Kaelynn Greene 2013-16 3. .405 - Rachel Folden 2005-08 <b>4. .374 - Aly Harrell 2018-Pres.</b> 5. .370 - Amanda Williams 2003-06 6. .355 - Sierra Davenport 2001-04 7. .352 - Elicia D'Orazio 2015-18 8. .333 - Jeanne Noble 1994-95 <b>.333 - Mya Stevenson 2019-Pres.</b> 10. .327 - Jordan Colliflower 2015-18 11. .321 - Caitlyn Jackson 2007-10 <b>12. .319 - Katie Adams 2018-Pres.</b> 13. .318 - Joscelyn Bitner 2006-09 14. .317 - Ashley Gue 2010-13 15. .312 - Nichole Corrigan 1999-02 .312 - Shaelynn Braxton 2013-15,'17 ** Saige Pye batting .415 with MU - has 176 at bats ** Grace Chelemen batting .314 with MU - has 172 ABs	4. 348 - Shaelynn Braxton 2013-15,'17 <b>5. 324 - Aly Harrell 2018-Pres.</b> 6. 323 - Alianna Telles 2009-12 7. 318 - Jazmine Valle 2010-13 ... 10. 303 - Rebecca Gamby 2009-12 11. 287 - Elicia D'Orazio 2015-18 12. 280 - Caitlyn Jackson 2007-10 13. 277 - Taylor McCord 2015-18 14. 276 - Leigh Wintter 2003-06 <b>15. 274 - Mya Stevenson 2019-Pres.</b> 16. 268 - Nichole Corrigan 1999-02 17. 266 - Carrie Hinkle 1994-97 18. 264 - Briana Daiss 2016-19
<b>Slugging Percentage (min. 200 AB)</b> 1. .770 - Rachel Folden 2005-08 <b>2. .768 - Mya Stevenson 2019-Pres.</b> <b>3. .740 - Aly Harrell 2018-Pres.</b> 4. .637 - Sierra Huerta 2019-21 ** Saige Pye is slugging .744 with MU - has 176 at bats	<b>Walks</b> 1. 147 - Rachel Folden 2005-08 <b>2. 131 - Aly Harrell 2018-Pres.</b>
<b>On Base Percentage (min. 200 AB)</b> <b>1. .544 - Aly Harrell 2018-Pres.</b> 2. .519 - Rachel Folden 2005-08 3. .489 - Morgan Zerkle 2014-17 4. .463 - Sierra Huerta 2019-21 5. .447 - Amanda Williams 2003-06 6. .439 - Kaelynn Greene 2013-16 7. .430 - Heather Michaelis 1994-95 <b>8. .424 - Mya Stevenson 2019-Pres.</b> 9. .405 - Rebecca Gamby 2009-12 10. .403 - Savannah Webster 2013-14 <b>11. .397 - Katie Adams 2018-Pres.</b> 12. .384 - Alysia Hively 2009-13 .384 - Elicia D'Orazio 2015-18 ** Saige Pye .485 OBP with MU - has 176 at bats ** Grace Chelemen .383 OBP with MU - has 172 ABs	<b>Intentional Walks</b> 1. 25 - Rachel Folden 2005-08 2. 7 - Alianna Telles 2009-12 <b>3. 6 - Aly Harrell 2018-Pres.</b> <b>4. 4 - Katie Adams 2018-Pres.</b>
<b>Toughest to Strikeout (K/AB &amp; min. 200 AB)</b> 1. .059 - Carrie Hinkle (44 K/743 AB) 1994-97 2. .062 - Aimee Anderson (22 K/354 AB) 1996-97 <b>3. .066 - Aly Harrell (29 K/438 AB) 2018-Pres.</b> 4. .070 - Caitlyn Jackson (46 K/661 AB) 2007-10	<b>HBP</b> 2. 46 - Sierra Huerta 2019-21 3. 38 - Rebecca Gamb 2009-12 <b>4. 36 - Aly Harrell 2018-Pres.</b> 5. 35 - Vanessa Clarkson 1999-02
<b>Runs Scored</b> 10. 114 - Shaelynn Braxton 2013-15,'17 11. 104 - Ashley Gue 2010-13 12. 102 - Nichole Corrigan 1999-02 <b>102 - Aly Harrell 2018-Pres.</b> 14. 101 - Alianna Telles 2009-12 <b>15. 96 - Mya Stevenson 2019-Pres.</b>	<b>Games Reached Base Safely</b> (Hit, BB, IBB, HBP, Error or Fielder's Choice) 16. 158 - Katalin Lucas 2013-16 17. 155 - Samantha Rodriguez 2005-08 <b>18. 152 - Aly Harrell 2018-Pres.</b>
<b>Hits</b> 18. 175 - Rebecca Gamby 2009-12 19. 171 - Vanessa Clarkson 1999-02 <b>20. 164 - Aly Harrell 2018-Pres.</b>	<b>Fielding Percentage (min. 200 chances)</b> 1. .993 - Carrie Michaelis 1996 2. .990 - Rossana Panuco 1997 <b>3. .986 - Aly Harrell 2018-Pres.</b> 4. .985 - Karri Britt 2000-03 .985 - Allis Webb 2001-04 .985 - Elizabeth DeShields 2018
<b>Doubles</b> 7. 41 - Alianna Telles 2009-12 8. 39 - Leigh Wintter 2003-06 39 - Rebecca Gamby 2009-12 <b>10. 37 - Aly Harrell 2018-Pres.</b>	<b>Putouts</b> 5. 1,013 - Rachel Folden 2005-08 <b>6. 946 - Aly Harrell 2018-Pres.</b>
<b>Home Runs</b> 1. 58 - Rachel Folden 2005-08 <b>2. 42 - Mya Stevenson 2019-Pres.</b> <b>3. 41 - Aly Harrell 2018-Pres.</b> ... 17. 17 - Melanie Stoehr 2008-11 18. 15 - Katalin Lucas 2013-16 <b>15 - Saige Pye 2020-Pres.</b>	<b>Double Plays Turned</b> 3. 30 - Melanie Stoehr 2008-11 4. 27 - Jessica Williams 2003-06 <b>27 - Aly Harrell 2018-Pres.</b>
<b>RBI</b> 2. 171 - Shaelynn Braxton 2013-15,'17 3. 143 - Samantha Rodriguez 2005-08 4. 142 - Amanda Williams 2003-06 5. 138 - Jazmine Valle 2010-13 <b>6. 136 - Aly Harrell 2018-Pres.</b> 7. 126 - Leigh Wintter 2003-06 8. 124 - Taylor McCord 2015-18 <b>9. 119 - Mya Stevenson 2019-Pres.</b> 10. 116 - Briana Daiss 2016-19	



## THE WARRIOR AWARD

In memory of **Emileigh Cooper** (three photos to the right), who the Herd Family tragically lost in February of 2016, the Marshall softball team established the Warrior Award in 2017, that will be given out each year to the player that best personifies the qualities that Cooper held as a member of the Herd from 2012 to 2015.

As a senior in 2015, Cooper roared to the forefront as a leader for Marshall, batting .434 and being named second team All-Conference USA. From walk-on to All-Conference performer, Cooper knew how to get her teammates fired up and ready on game day..... (Pause in video for WEARE clip)..... In 2015, players were told to pick one word that held significant meaning to them and Cooper chose "Warrior". Her identity statement for that season was "I am a confident Warrior, I am the fire in C-USA that will always keep burning." On March 13, 2015 at Dot Hicks Field, Cooper came to plate in the 10th inning with Rebecca Myslenski at first, as Marshall was locked against WKU in a scoreless game. Before Emileigh went up to the plate she turned around and looked at teammate Elicia D'Orazio who was due up next and said, "Don't worry about getting ready. I'm going to end this now." Two pitches later she did just that hitting a walk-off home run. A Warrior.

Rebecca Myslenski won the inaugural Warrior Award in 2017 as a member of the MUSB Family who stuck through major injuries, being medically disqualified, and stayed with the team taking on a major role with the staff. Myslenski played sparingly during her freshman and sophomore seasons due to knee injuries. However, when she was in the game she could be relied on to make the tough plays, especially while playing at first base. She had to stop playing after her sophomore year, but instead of leaving the team or Marshall, Myslenski came back as a student assistant and helped the Herd over the next two years in many capacities. She still kept a great attitude despite not being able to play, and did whatever she could to help MUSB.

Madi Marshall won the award in 2018. The senior showed grit and fight while struggling through some health issues to always have a great attitude and could keep the team in great spirits. Madi's electric personality was well in line with Cooper's as Madi was able to learn from Cooper during Madi's freshman year in 2015. She kept a smile on her face even when not in the starting lineup and again would do whatever was needed to help MUSB. Madi played second base, outfield, came in as a pinch runner or a pinch hitter. She hit the only home run of her career as a grand slam against FIU during senior weekend in 2016. Madi also set a team record as a pinch runner, scoring a run in 10-straight contests in 2017.

Hayden Ellis earned the honor in 2019. The senior catcher battled through adversity on and off the field. She stuck with the Herd backing up Taylor McCord at catcher through her first three years. As a senior, Hayden fought her way back from a shoulder injury that took away most of her junior season to have a career year. She set career-highs in every category

and even had an explosive weekend against Louisiana Tech at home. During the Saturday doubleheader, as the Herd celebrated its Strikeout Cancer Day, Hayden belted three home runs in the two games with her father in attendance who had going through his cancer battle. The next day, on Emileigh Cooper Day, she was given the Warrior Award on the field before the series finale.

Due to the COVID-19 pandemic cutting the season short after just 25 games, no Warrior Award was given in 2020.

Blakely Burch won the award in 2021. The redshirt senior fought back from a serious knee injury that ended her 2020 season early, even before it ended for everyone else. Blakely came to Huntington in the summer of 2017 after spending her freshman season at USC Upstate. Over the next four years, Blakely developed into a leader on and off the field, and came through clutch in many situations. She starred in the 2019 setting the team record for triples in a season with seven. Blakely had two walkoffs in her career with one in 2020 against East Tennessee State, and a 2-run double to defeat Louisiana Tech on, none other than Emileigh Cooper Day. She worked her way back from surgery, while also finishing school, planning a wedding and getting accepted into the nursing program at Jacksonville. Her fire and passion was always present on the field and in the dugout, and will forever have a permanent place in Marshall Softball History.

**Warrior Award Winners**  
 2017 - **Rebecca Myslenski**  
 2018 - **Madi Marshall**  
 2019 - **Hayden Ellis**  
 2020 - **No award given (COVID-19)**  
 2021 - **Blakely Burch**



2017 Warrior Award winner Rebecca Myslenski with Emileigh Cooper's family (left side).



2018 Warrior Award winner Madi Marshall with Cooper's sister & mom as well as her own parents.



2019 Warrior Award winner Hayden Ellis with Cooper's parents, her own family & MUSB.



2021 Warrior Award winner Blakely Burch after a special ceremony at the Pullman Plaza Theater.



## Megan Smith

Head Coach  
4th Season  
North Carolina '99



Megan Smith Lyon enters her fourth season in 2022 leading the Marshall softball team after being hired as the program's fourth head coach on July 25, 2018. Coach Smith Lyon became the fastest to reach 50 wins in program history, needing just 76 games to get there, as she earned her 50th at Marshall with a dominating 8-0 win in five innings over Rhode Island on Feb. 23, 2020.

Coach Smith Lyon's record at Marshall is 83-43, a .659 winning percentage, and 476-308 overall (16 years).

Despite no postseason awards been given out in 2020 due to the season being canceled, in her tenure Smith Lyon has had eight players named all-conference, eight C-USA player/pitchers of the week and four all-region. Her players have starred in the classroom as well with players named to the C-USA Commissioner's Honor Roll 45 times, seven receiving the Academic Medal, and 10 as NFCA Academic All-Americans.

Smith Lyon carried her team through a difficult year in 2021 dealing with restrictions from the COVID-19 pandemic, and still finished with a winning record of 20-13. The Herd still ranked among the nation's best in doubles per game (seventh), home runs per game (12th), slugging percentage (16th), on base percentage (23rd) and scoring (27th).

Marshall was off to a record-breaking start offensively in 2020 before the year came to an abrupt end after 25 games, due to the cancellation of the season from the outbreak of the COVID-19 virus. The Herd was on pace to eclipse records that were set just the season before. As a team Marshall was batting .357, slugging .643, an on base percentage of .440, and was leading the nation in home runs per game with 1.92 (48 total). The team was on pace to hit the century mark in homers by the end of the regular season. The offensive onslaught started from the beginning of the year and picked up pace during the Pirate Classic (Feb. 28-March 1) as Marshall blasted 15 home runs in five games. The Herd tied its single-game record of five home runs twice. The first time came against the Delaware State Hornets (Feb. 28) and then at No. 11 Kentucky (March 11). Marshall was seventh in the nation in scoring with 7.56 runs per game, with the old team record of 5.40 set in 2015. Other per game averages that displayed the Herd's offensive prowess included 9.84 hits (old record 9.28 in 2015), 1.64 doubles (1.40 set in 2008), 6.96 RBI (4.88 set in 2019), 17.72 total bases (12.31 set in 2017), and 3.48 walks per contest (3.44 set in 2019). Marshall had eight wins by the mercy rule, tied for third-most in a season (2006) in team history.

Coach Smith led a big turnaround for the Herd with a 17-win improvement (tied for second-best in program history) at 42-22.

Her first season with the Herd was a record-breaking one along with leading the team to the Conference USA Championship game for the first time since 2014 as the No. 4 seed in the tournament. Following the 3-1 championship game loss to No. 2 seed Louisiana Tech, Marshall received an invite to the National Invitational Softball Championship and played in the Lynchburg, Va., Regional. Again Marshall fought its way into the regional championship game before falling to the host Liberty Flames. The Herd ended the season tying the record for most wins in a season with 42.

Coach Smith won her debut game for the Green and White with a 5-2 victory over UC-Riverside (Feb. 8) in San Diego, Calif. She earned her 400th career coaching victory with a 10-1 win against Presbyterian (Feb. 16). The Herd finished the early part of the season with a 17-6 record before diving into Conference USA action. Marshall was predicted to finish eighth in the preseason coaches' poll but battled through to a 17-7 record with the series win in 7-of-8 conference matchups. The Herd played well at home with a 13-6 record including two walk-off victories at the Dot in conference action against WKU and Louisiana Tech.

During the season, the team as well as individual players were ranked nationally in many statistical categories. By the end of the season Marshall was ranked in the top 100 in home runs (19th), shutouts (tied for 21st), slugging percentage (27th), on base percentage (40th), runs per game (45th), winning percentage (51st) and fielding percentage (97th). Individually Aly Harrell led the country in total walks (68) and combined free passes with 85 (68 walks and 17 hit-by-pitches). Sierra Huerta led the nation in hit-by-pitches with 30 which was also good for 12th most all-time in NCAA history. Freshman Mya Stevenson led all freshman across Division I with 20 homers. Marshall players in total ranked in the top 50 in the

country 17 times by the end of the 2019 season.

The 2019 Marshall softball team broke or tied 15 team records and 15 individual records.

### Team Records:

Most postseason games played – 10, previous record of six in 2013 & 2017  
Most games played – 64, previous record of 62 set in 1996  
Highest slugging percentage – .489, previous record of .465 set in 2008  
Most runs scored – 339, previous record of 282 set in 2014  
Most doubles – 83, previous record of 80 set in 2005  
Most home runs – 79, previous record of 52 set in 2008  
Most RBI – 312, previous record of 244 set in 2008  
Most total bases – 785, previous record of 669 set in 2008  
Most walks – 220, previous record of 166 set in 2007  
Most hit-by-pitches – 74, previous record of 51 set in 2010  
Most shutouts – 16, previous record of 15 set in 1997  
Most times back-to-back home runs in a season – 4  
Tied for most wins – 42, set in 2017  
Tied for most triples – 13, set in 2017  
Tied most home runs in a game – 5 vs. Presbyterian, set in 2014 at Northern Kentucky

### Individual Records:

On base percentage single-season and career – Aly Harrell .578 season and .539 career  
Games played and started – 64 Aly Harrell and Sierra Huerta  
Triples – 7 Blakely Burch  
Home runs – 20 Mya Stevenson (also freshman record)  
Walks – 68 Aly Harrell  
Hit-by-pitches – 30 Sierra Huerta  
Total bases by freshman – 130 Mya Stevenson  
Putouts – 459 Aly Harrell  
Cycle – Mya Stevenson at Charlotte, first ever in program history  
Tied walks in a game – 4 Aly Harrell  
Tied hit-by-pitches in a game – 3 Aly Harrell  
Longest streak of games with at least one RBI – 10 Aly Harrell

Smith, who sported a career record of 393-265 prior to coming to Marshall, led the Jayhawks to six consecutive 30-win seasons and back-to-back appearances in the NCAA Tournament in 2014 and 2015 during her nine seasons at the helm. The 2015 campaign yielded the first 40-win season for the program in 23 years, the best start in school history for the second time in her tenure (12-0) and seven consecutive weeks in the top 25. Her 2013 team recorded the program's highest winning percentage (.680) in 21 years, broke the Big 12 record for batting average (.345), the highest mark in the NCAA that season. In 2012, Kansas had a 20-game win streak and, the year before, boasted an 11.5 game won-loss record improvement, the 16th-best turnaround in NCAA history. The 26-3 mark to open the 2011 season was also the best start in the program's history.

"I am extremely honored and excited to be a part of the Marshall family," said Smith. "There is such a strong history and tradition of success within the softball program and I am humbled to now be a part of that. I want to thank Mike Hamrick for this incredible opportunity for me and my son Cooper. I am eager to get to know the players and to get started this fall!"

At Kansas, she coached one All-American, one academic All-American, 20 All-Big 12 selections, 20 NFCA (National Fastpitch Coaches Association) All-Region selections, 50 All-Big 12 Academic Team honorees, three Big 12 Scholar Athletes of the Year and three student-athletes taken in the NPF (National Pro Fastpitch) Draft. The program also set single-season fielding percentage (2014, .979-second-highest nationally) and home run records during her time as head coach (60, 2011).

Prior to her time in Lawrence, Smith was an assistant for LSU for three seasons, where she helped the Tigers in winning the 2007 SEC Tournament and the Stanford Regional in the NCAA Tournament en route to 55 wins. LSU finished the regular season ranked third in the ESPN/USA Today poll. The following season, the Tigers picked up 44 wins on their way to a #9 national seed in the NCAA Tournament. During her tenure, she mentored two All-Americans and five NFCA All-South Region honorees.

Smith started the softball program at Western Carolina and posted a 41-20 record in WCU's inaugural season, earning 2006 Southern Conference Coach of the Year honors, while leading the Catamounts to the league's



regular season title. That season, five student-athletes garnered first-team all-league acclaim, with another on the second team and two more were tabbed on the NFCA Southeast All-Region second team. She also coached the conference's 2006 Pitcher of the Year and Freshman of the Year. WCU broke the league's single-season home run record (81) that year, part of an explosive offensive season for the program (third in the nation in home runs per game, 14th in slugging percentage, 19th in scoring).

She also had assistant coaching stops at her alma mater North Carolina (2004), where she helped the Tar Heels reach the NCAA Tournament, and at Charlotte in 2003.

Her first head coaching position came at Young Harris College in Georgia, where she put up a 79-41 record over two seasons.

"We are very much looking forward to Megan leading our softball pro-

gram," said Marshall Director of Athletics Mike Hamrick. "She is a proven winner and has a reputation for helping mold top-quality student-athletes. Our program is eager for her arrival in Huntington."

Smith, who is an NCAA Division I Softball Committee member, graduated from North Carolina in May 1999 with a Bachelor of Arts in Physical Education and Recreation Studies. She received her Master of Science in Human Performance and Sport Studies from Tennessee in August of 2000.

A Walkertown, N.C. native, Smith and the late Paul Buske have one son, Cooper.

Smith and assistant coach Corey Lyon, married on May 22, 2020.

## COACH SMITH YEAR-BY-YEAR

Year	School	Record	Conference	Post Season
2001	Young Harris	34-25		NJCAA Regional Runner-up
2002	Young Harris	45-16		NJCAA Regional Runner-up
2005	W. Carolina	0-0		Start of the program
2006	W. Carolina	41-20	16-4	1st Southern Conference
2010	Kansas	21-35	2-16	10th Big 12
2011	Kansas	31-22	2-16	10th Big 12
2012	Kansas	31-20	6-17	9th Big 12
2013	Kansas	34-16	9-8	4th Big 12
2014	Kansas	34-23	7-11	5th Big 12/NCAA Regionals (1-2)
2015	Kansas	40-15	8-10	5th Big 12/NCAA Regionals (2-2)
2016	Kansas	31-20	8-9	4th Big 12
2017	Kansas	24-28	3-14	7th Big 12
2018	Kansas	27-25	2-16	7th Big 12
2019	Marshall	42-22	17-7	4th C-USA/C-USA Tourn. Runner-Up/NISC Lynchburg Regional Runner-Up (3-2)
2020	Marshall	18-7	0-0	Remainder of season was canceled due to COVID-19 pandemic
2021	Marshall	20-13	8-8	7th C-USA, Abbreviated season due to COVID-19
2022	Marshall	3-1	0-0	
Record 16 yrs		476-308	88-136	
Record Div I 13 yrs		397-265	88-136	
at Young Harris 2 yrs		79-41		
at Western Carolina 1 yr		41-20	16-4	
at Kansas 9 yrs		273-204	47-117	
At Marshall 3 yrs		83-43	25-15	



2022 TRENDS	
<b>MARSHALL'S RECORD WHEN...</b>	
at Home	0-0
Away	0-0
Neutral	3-1
Conference	0-0
Non-Conference	3-1
Record	3-1
Longest winning streak	2
Longest losing streak	1
Current streak	W - 2
Largest margin of victory	8
Largest margin of loss	8
One-Run Games	0-0
Two-Run Games	1-0
Three-Four Run Games	0-0
Five-Plus Run Games	2-1
Scoring zero-two runs	0-1
Scoring three-five runs	0-0
Scoring six-nine runs	3-0
Scoring 10+ runs	0-0
Out hit the opponent	2-0
Gets out hit by opponent	0-1
Hits are Even	1-1
Records five or fewer hits	0-1
Records six-nine hits	3-0
Records 10+ hits	0-0
In extra innings	0-0
In shutouts	2-0
Scoring first	3-0
Opponent scores first	0-1
Scoring in first inning	2-0
Ahead after fourth inning	2-0
Ahead after fifth inning	1-0
Ahead after sixth inning	1-0
Trailing after fourth inning	1-1
Trailing after fifth inning	1-0
Trailing after sixth inning	0-0
Tied after fourth inning	0-0
Tied after fifth inning	0-0
Tied after sixth inning	0-0
February	3-1
March	
April	
May	

THE LAST TIME...	
Occurred in 2022 in <i>Italics and Green</i>	
^^ - Team Record	
<b>Offense</b>	
Scored 10-14 Runs .....	12 at FIU, 4/24/21 (W, 12-6)
Scored 15+ Runs .....	15 at No. 11 Kentucky, 3/11/20 (L, 16-15)
Recorded 10-14 Hits .....	11 at FIU, 4/25/21 (W, 7-3)
Recorded 15+ Hits.....	16 vs. Louisiana Tech at C-USA Tourn., 5/12/21 (W, 9-2)
<i>Hit 4-5 Doubles.....</i>	<i>5 vs. Saint Joseph's, 2/12/22 (W, 6-4)</i>
.....	<i>previously, 5 at FIU (7x in 2021), 4/25/21 (W, 7-3)</i>
Hit 6+ Doubles .....	^^6 at Chattanooga, 3/20/21 (W, 9-2)
.....	previously, ^^6 vs. UNC Greensboro, 2/8/15 (W, 8-0)
Hit 2+ Triples .....	^^2 vs. East Tennessee State, 2/21/20 (W, 5-4)
.....	done 13 times since 2000
Hit 2-4 Home Runs .....	2 vs. Louisiana Tech at C-USA To., 5/12/21 (W, 9-2)
<i>Hit 5+ Home Runs.....</i>	<i>**5 vs. Saint Joseph's, 2/12/22 (W, 8-0)</i>
.....	<i>previously, 5 at No. 11 Kentucky (2x in 2020), 3/11/20, (L, 16-15)</i>
.....	<i>done 5 times since 2000</i>
.....	<i>others at NKU 4/9/14, vs. Presbyterian 2/16/19 &amp; vs. Delaware State 2/28/20</i>
Drew 5-9 Walks .....	8 at Charlotte, 5/8/21 (W, 4-3)
Drew 10+ Walks.....	10 at Chattanooga, 3/20/21 (W, 9-2)
.....	previously, ^^13 vs. Kent State, 3/6/11 (W, 17-16)
30+ Total Bases .....	30 vs. Delaware State, 2/28/20 (W, 8-0)
3-4 Hit-By-Pitches .....	4 at Charlotte, 4/25/21 (W, 4-3)
2+ Intentional Walks.....	2 at Florida Gulf Coast, 3/21/18 (W, 8-4)
Stole 5-7 Bases.....	5 vs. UTSA, 3/23/19 (W, 7-0)
Stole 8-9 Bases.....	8 at Virginia Tech, 4/21/17 (W, 8-3)
Stole 10+ Bases .....	11 vs. UMass-Lowell, 2/17/18 (W, 4-2)
2+ Sacrifice Flies.....	^^3 at Hampton, 2/28/20 (W, 12-3)
.....	done 4 times since 2000
4+ Sacrifices.....	4 vs. Cal Poly, 2/9/19 (W, 6-5)
Struck Out 10+ Times.....	10 at Kennesaw State, 2/22/20 (L, 10-6)
Had 0 Strikeouts.....	vs. Charlotte at C-USA Tourn., 5/12/21 (L, 8-4)
Was No Hit.....	at No. 12 USF, 2/8/13 (L, 8-0) (456 games)
<b>Pitching</b>	
<i>Pitched 10+ Strikeouts.....</i>	<i>(2x in 2022) 11 vs. Villanova, 2/12/22 (W, 8-0)</i>
.....	<i>prior to this season, 10 at Norfolk State, 2/29/20 (W, 10-6)</i>
<i>Pitched 0 Walks .....</i>	<i>(2x in 2022) vs. Villanova, 2/12/22 (W, 8-0)</i>
.....	<i>prior to this season, at FIU (3x in 2021), 4/24/21 (L, 5-2)</i>
Pitched 0 BBs in back-2-back games..	at MTSU (L, 6-2) & vs. FAU (W, 1-0), 4/11-4/16/21
Pitched 5-9 Walks .....	9 at Middle Tennessee, 4/9/21 (L, 9-8)
Pitched 10+ Walks .....	13 at USF, 2/21/15 (L, 18-5)
<i>Held a Team Without a Run .....</i>	<i>(2x in 2022) vs. Villanova, 2/12/22 (W, 8-0)</i>
.....	<i>prior to this season, vs. FAU (4x in 2021), 4/16/21 (W, 1-0)</i>
Allowed 10+ Runs .....	13 at Charlotte, 5/8/21 (L, 13-2)
Allowed 10+ Hits .....	17 vs. Charlotte at C-USA Tourn., 5/12/21 (L, 8-4)
Pitched Consecutive Shutouts.....	(4 games) May 4-9, 2019
.....	vs. Florida Atlantic (2x), UTSA and North Texas
<b>Defense</b>	
30+ Putouts .....	30 vs. WKU (10 inn.), 3/13/15 (W, 2-0)
<i>10-14 Assists.....</i>	<i>10 vs. Saint Joseph's, 2/12/22 (W, 6-4)</i>
.....	<i>previously, 11 vs. Charlotte (5x in 2021), 5/12/21 (L, 8-4)</i>
15+ Assists .....	15 vs. Louisville, 4/23/19 (L, 5-4)
3-4 Errors .....	3 at Charlotte, 5/9/21 (L, 6-3)
5+ Errors.....	5 vs. Lipscomb, 2/14/20 (L, 14-6)
2+ Double Plays .....	2 at No. 11 Kentucky, 3/11/20 (L, 16-15)
<i>5-7 Stolen Bases Allowed .....</i>	<i>5 vs. Villanova, 2/11/22 (L, 9-1)</i>
.....	<i>7 vs. Lipscomb, 2/14/20 (L, 14-6)</i>
8+ Stolen Bases Allowed.....	^^9 at Georgia, 2/23/02 (L, 6-1)
.....	**NCAA All-time leader Nicole Barber had 3
<i>Current Errorless Streak.....</i>	<i>14, last error bottom 3rd vs. Villanova, 2/11/22 (L, 9-1)</i>
Beat a Top 25 Team .....	April 2, 2008, at #24 Ohio State (11-0 & 6-1)



## THE LAST TIME...BY A MARSHALL PLAYER

Hit for the Cycle.....	Mya Stevenson 4-for-4 (3B, 1B, HR, 2B) at Charlotte (1), 3/16/19 (W, 7-5)
.....	only other cycle in team history by Jeanne Noble vs. Dayton in 1994
Had 4 Hits.....	Aly Harrell 4-of-5 vs. Florida Atlantic, 4/17/21 (W, 8-7)
Had 5+ Hits.....	^^Morgan Zerkle, 5-for-5 vs. Bucknell, 2/14/15 (W, 11-3)
Scored 3+ Runs .....	Sierra Huerta (3) vs. Florida Atlantic, 4/17/21 (L, 11-9)
.....	Last time 2 players scored 3-4 runs in same game, Eloise Tribolet (3) & Elicia D'Orazio (3) at UNC Greensboro 3/21/17 (W, 13-3)
<i>Drove in 3-4 Runs.....</i>	<i>(2x in 2022) Mya Stevenson (3) vs. Villanova, 2/12/22 (W, 8-0)</i>
Drove in 5+ Runs .....	Kat Sackett, 6 at Middle Tennessee, 4/9/21 (W, 10-4)
<i>Hit 2 Doubles .....</i>	<i>Mya Stevenson vs. Saint Joseph's, 2/12/22 (W, 6-4)</i>
Hit 3+ Doubles .....	^^Saige Pye, 3 vs. Florida Atlantic (game 2), 4/17/21 (W, 8-7)
.....	^^the others Deanna Tourville, 3 vs. Ohio, 4/16/05 & Nichole Corrigan, 3 vs. Miami (OH), 5/5/00
Hit 2+ Triples.....	^^Amanda Williams, 2 vs. Bowling Green, 3/31/04 (W, 10-1)
Hit 2 Home Runs .....	Kat Sackett, 2 at Middle Tennessee, 4/9/21 (W, 10-4)
Hit 3+ Home Runs.....	^^Shaelynn Braxton, 3 at Northern Kentucky, 4/9/14 (W, 17-0)
.....	^^the other Rachel Folden, 3 vs. Austin Peay, 3/4/06 (W, 8-0)
Hit Back-to-Back HRs.....	Mya Stevenson & Kat Sackett 3rd inn. vs. Florida Atlantic, 4/17/21 (L, 11-9)
Hit back-to-back-to-back HRs.....	^^Rachel Folden (inside-the-park), Samantha Rodriguez, Caitlyn Jackson
.....	at Morehead State, 4/15/08 (W, 3-1)
Walked 3 Times.....	Katie Adams at Chattanooga, 3/20/21 (W, 9-2)
Walked 4+ Times.....	^^Aly Harrell, 4 vs. WKU, 4/7/19 (W, 8-7)
.....	done 4 times since 2000
.....	^^Jessica Williams (2x) vs. BGSU 2/14/03 & vs. Southern Miss, 5/11/06, Raquel Escareno at Wright State, 4/16/14
HBP 2 Times .....	Aly Harrell at FIU, 4/25/21 (W, 7-3)
HBP 3 Times .....	^^Aly Harrell at No. 20 James Madison, 3/27/19 (L, 8-5)
.....	^^the other Sarah Chamberlain vs. Buffalo, 3/29/02
Stole 3-4 Bases.....	Hannah Giammarino, 3 vs. Rider, 3/3/19 (W, 10-2)
Stole 5+ Bases.....	^^Morgan Zerkle, 5 vs. Delaware State, 3/5/17 (W, 9-3)
.....	^^ the other Kaelynn Greene, 5 vs. Toledo, 3/15/16
Had a Walk-Off HR.....	Rachel Rousseau (solo leadoff) 8th inn. vs. WKU, 4/7/19 (W, 8-7)
Had a Walk-Off 3B.....	Jazmine Valle (Bri Anna Hope scored) 11th inn. vs. Memphis, 3/29/13 (W, 1-0)
.....	first walk-off triple in program history since 2000
Had a Walk-Off 2B.....	Aly Harrell (Paige Halliwill scored) 9th inn. vs. Florida Atlantic (game 2), 4/17/21 (W, 8-7)
Had a Walk-Off 1B.....	Blakely Burch (Rachel Pennington scored) 8th inn. vs. East Tennessee State, 2/21/20 (W, 5-4)
Had a Walk-Off Stolen Base.....	Elicia D'Orazio stole home in bottom 8th vs. Lipscomb (2-1), 2/10/17 (W, 2-1)
Had a Walk-Off Walk .....	Marcena Bertoldo (Jessica Hughes scored) 9th inn. vs. East Carolina (8-7), 2/19/10 (W, 8-7)
Had a Walk-Off Sac Fly .....	Alyssa Woodrum (Jazmine Valle scored) 8th inn. vs. Florida Atlantic (2-1), 2/10/13 (W, 2-1)
Had a Walk-Off Sac Bunt .....	Melissa Loesing (Samantha Spurlock scored) 7th inn. vs. Boston, 2/26/10 (W, 13-12)
.....	completed 7-run inning as MUSB trailed 12-6 entering bottom of 7th
Had a Walk-Off on an Error.....	Jessica Hughes (Marcena Bertoldo scored on E6) 9th inn. vs. Wright State (5-4), 4/14/10 (W, 5-4)
Allowed a Walk-Off .....	at Middle Tennessee by Lexi Cushing - 10th inn. RBI single, 4/9/21 (L, 9-8)
Pitched 10+ Innings .....	Jordan Dixon, 11.1 vs. Illinois NCAA Regionals, 5/18/17 (L, 3-2)
<i>Struck Out 10+ Batters .....</i>	<i>(2x in 2022 both Nester) Sydney Nester, 11 vs. Villanova, 2/12/22 (W, 8-0)</i>
.....	..... previously, Jordan Dixon, 10 at Virginia Tech, 4/21/17 (W, 8-3)
<i>Pitched a Shutout .....</i>	<i>(2x in 2022 both Nester) Sydney Nester vs. Villanova, 2/12/22 (W, 8-0)</i>
.....	..... previously, Cailey Joyce vs. Florida Atlantic, 4/16/21 (W, 1-0)
Pitched a No-Hitter .....	Jordan Dixon vs. WKU C-USA Tourn., 5/11/17 (W, 2-0)
<i>Recorded 10+ Putouts .....</i>	<i>(2x in 2022 both Adams) Katie Adams, 11 vs. Villanova, 2/12/22 (W, 8-0)</i>
Recorded 4-5 Assists.....	Sierra Huerta, 4 at Charlotte, 5/8/21 (L, 13-2)
Recorded 6+ Assists.....	^^ Madison Whitaker, 8 at Middle Tennessee, 4/9/21 (L, 9-8)
.....	done 4 times since 2000
.....	^^ the others Leigh Wintter vs. Houston 4/14/06, Marcena Bertoldo at Morehead St. 4/15/08 & Amanda Lara vs. Ga. Southern 2/11/12
Catcher with 2 Runners Caught Stealing.....	Kat Sackett at FIU, 4/24/21 (W, 12-6)
Catcher with 3+ Runners Caught Stealing .....	^^Taylor McCord, 3 at Florida Atlantic, 3/24/18 (W, 4-0)
.....	^^ the other Allison Webb, 3 at Buffalo, 5/1/04
Catcher with 2 runners Caught Stealing in same inning .....	Taylor McCord (5th inning) vs. Florida Atlantic, 4/8/17 (W, 4-2)

# 2022 Marshall Softball Stats

## The Automated ScoreBook Overall Statistics for Marshall (as of Feb 12, 2022) (All games Sorted by Batting avg)

Record: 3-1 Home: 0-0 Away: 0-0 Neutral: 3-1 C-USA: 0-0

Player	avg	gp-gs	ab	r	h	2b	3b	hr	rbi	tb	slg%	bb	hp	so	gdp	ob%	sf	sh	sb-att	po	a	e	fld%
9 LOVE, Lauren	.500	3-2	6	1	3	0	0	1	3	6	1.000	0	0	0	0	.500	0	0	0-0	2	1	0	1.000
77 WHITAKER, Madison	.500	2-2	4	1	2	0	0	1	2	5	1.250	0	0	1	0	.500	0	0	0-0	1	1	1	.667
44 ADAMS, Katie	.444	4-4	9	3	4	2	0	1	2	9	1.000	1	0	2	0	.500	0	0	0-0	29	3	0	1.000
23 STEVENSON, Mya	.400	4-4	10	4	4	2	0	2	5	12	1.200	0	0	0	0	.400	0	0	0-0	3	0	0	1.000
43 HARRELL, Aly	.364	4-4	11	2	4	1	0	1	3	8	.727	0	1	1	0	.417	0	0	0-0	23	0	0	1.000
0 OWEN, Autumn	.250	4-3	8	1	2	1	0	0	1	3	.375	0	0	5	0	.250	0	0	0-0	1	4	1	.833
28 KENNEY, Kay Kay	.250	3-2	4	1	1	0	0	0	0	1	.250	0	0	3	0	.250	0	0	1-1	0	0	0	.000
16 PYE, Saige	.200	4-4	10	2	2	0	0	1	3	5	.500	0	2	1	0	.333	0	0	0-0	0	0	0	.000
20 MICHALLAS, Camryn	.200	3-3	5	0	1	0	0	0	0	1	.200	0	0	1	0	.200	0	0	0-0	4	5	0	1.000
1 CHELEMEN, Grace	.083	4-4	12	3	1	1	0	0	0	2	.167	1	0	3	0	.154	0	0	1-1	2	0	0	1.000
3 BROWN, Armani	.000	4-4	5	1	0	0	0	0	0	0	.000	0	0	1	0	.000	0	1	0-0	2	4	0	1.000
-----																							
13 LUCAS, Rielly	.000	2-0	2	0	0	0	0	0	1	0	.000	1	0	0	0	.333	0	0	0-0	0	0	0	.000
7 LEE, Amaya	.000	2-0	0	1	0	0	0	0	0	0	.000	0	0	0	0	.000	0	0	0-0	0	0	0	.000
4 COLEMAN, Alex	.000	2-0	0	1	0	0	0	0	0	0	.000	0	0	0	0	.000	0	0	0-0	0	0	0	.000
49 ULRICH, Brooklyn	.000	3-0	0	2	0	0	0	0	0	0	.000	0	0	0	0	.000	0	0	0-0	0	0	0	.000
Totals	.279	4	86	23	24	7	0	7	20	52	.605	3	3	18	0	.326	0	1	2-2	67	23	2	.978
Opponents	.233	4	86	13	20	1	0	2	12	27	.314	7	5	30	0	.327	0	0	8-9	63	25	2	.978

LOB - Team (7), Opp (18). DPs turned - Team (0), Opp (1).

## (All games Sorted by Earned run avg)

Player	era	w-l	app	gs	cg	sho	sv	ip	h	r	er	bb	so	2b	3b	hr	b/avg	wp	hp	bks	sfa	sha
21 NESTER, Sydney	0.00	3-0	3	2	2	2/0	0	14.0	6	0	0	1	25	1	0	0	.125	0	1	0	0	0
34 BLESSIN, Ashley	4.20	0-0	2	0	0	0/0	0	5.0	4	3	3	3	2	0	0	0	.222	0	3	0	0	0
-----																						
48 FERINGA, Bub	15.75	0-0	1	0	0	0/0	0	1.1	4	4	3	2	1	0	0	0	.444	0	0	0	0	0
14 JOYCE, C.	21.00	0-1	2	2	0	0/0	0	2.0	6	6	6	1	2	0	0	2	.545	0	1	0	0	0
Totals	3.76	3-1	4	4	2	2/0	0	22.1	20	13	12	7	30	1	0	2	.233	0	5	0	0	0
Opponents	7.33	1-3	4	4	2	0/0	0	21.0	24	23	22	3	18	7	0	7	.279	1	3	0	0	1

PB - Team (1), ADAMS, K. 1. SBA/ATT - ADAMS, K. (7-8), FERINGA, B. (4-4), BLESSIN, A. (2-3), OWEN, A. (1-1), JOYCE, C. (1-1), NESTER, S. (1-1).



# 2022 Marshall Softball Stats

## The Automated ScoreBook Overall Statistics for Marshall (as of Feb 12, 2022) (All games Sorted by Fielding pct)

Player	c	po	a	e	fld%	dp	sba	csb	sba%	pb	ci
44 ADAMS, Katie	32	29	3	0	1.000	0	7	1	.875	1	0
43 HARRELL, Aly	23	23	0	0	1.000	0	0	0	.000	0	0
20 MICHALLAS, Camryn	9	4	5	0	1.000	0	0	0	.000	0	0
3 BROWN, Armani	6	2	4	0	1.000	0	0	0	.000	0	0
21 NESTER, Sydney	3	0	3	0	1.000	0	1	0	1.000	0	0
9 LOVE, Lauren	3	2	1	0	1.000	0	0	0	.000	0	0
23 STEVENSON, Mya	3	3	0	0	1.000	0	0	0	.000	0	0
1 CHELEMEN, Grace	2	2	0	0	1.000	0	0	0	.000	0	0
34 BLESSIN, Ashley	2	0	2	0	1.000	0	2	1	.667	0	0
0 OWEN, Autumn	6	1	4	1	.833	0	1	0	1.000	0	0
77 WHITAKER, Madison	3	1	1	1	.667	0	0	0	.000	0	0
7 LEE, Amaya	0	0	0	0	.000	0	0	0	.000	0	0
28 KENNEY, Kay Kay	0	0	0	0	.000	0	0	0	.000	0	0
4 COLEMAN, Alex	0	0	0	0	.000	0	0	0	.000	0	0
48 FERINGA, Bub	0	0	0	0	.000	0	4	0	1.000	0	0
49 ULRICH, Brooklyn	0	0	0	0	.000	0	0	0	.000	0	0
14 JOYCE, C.	0	0	0	0	.000	0	1	0	1.000	0	0
16 PYE, Saige	0	0	0	0	.000	0	0	0	.000	0	0
13 LUCAS, Rielly	0	0	0	0	.000	0	0	0	.000	0	0
Totals	92	67	23	2	.978	0	8	1	.889	1	0
Opponents	90	63	25	2	.978	1	2	0	1.000	0	0

Hitting minimums - 1 Games 1 AB 1.0 AB/Game 1 TPA 1.0 TPA/Game

Pitching minimums - 1 Games 1 IP 1 BF 1.0 IP/Game

# 2022 Marshall Softball Stats

## The Automated ScoreBook Games Summary for Marshall (as of Feb 14, 2022) (All games)

Score by innings	1	2	3	4	5	6	7	Total
Marshall	6	1	4	2	6	3	1	23
Opponents	5	4	2	1	1	0	0	13

### Record when ...

Overall	3-1	After 4 leading	2-0
Conference	0-0	..... trailing	1-1
Non-Conference	3-1	..... tied	0-0
Home games	0-0	After 5 leading	1-0
Away games	0-0	..... trailing	1-0
Neutral site	3-1	..... tied	0-0
Day games	2-1	After 6 leading	1-0
Night games	1-0	..... trailing	0-0
vs Left starter	0-0	..... tied	0-0
vs Right starter	3-1		
1-Run games	0-0	Hit 0 home runs	0-1
2-Run games	1-0	... 1 home run	2-0
5+Run games	2-1	... 2+ home runs	1-0
Extra innings	0-0		
Shutouts	2-0	Opponent 0 home runs	3-0
		..... 1 home run	0-0
Scoring 0-2 runs	0-1	..... 2+ HRs	0-1
..... 3-5 runs	0-0		
..... 6-9 runs	3-0	Made 0 errors	2-0
..... 10+ runs	0-0	.... 1 error	1-1
		.... 2+ errors	0-0
Opponent 0-2 runs	2-0		
..... 3-5 runs	1-0	Opp. made 0 errors	2-1
..... 6-9 runs	0-1	..... 1 error	0-0
..... 10+ runs	0-0	..... 2+ errors	1-0
Scored in 1st inning	2-0	Out-hit opponent	2-0
Opp. scored in 1st	1-1	Out-hit by opponent	0-1
Scores first	3-0	Hits are tied	1-0
Opp. scores first	0-1		

### Record when team scores:

Runs	0	1	2	3	4	5	6	7	8	9	10+
W-L	0-0	0-1	0-0	0-0	0-0	0-0	1-0	0-0	2-0	0-0	0-0

### Record when opponent scores:

Runs	0	1	2	3	4	5	6	7	8	9	10+
W-L	2-0	0-0	0-0	0-0	1-0	0-0	0-0	0-0	0-0	0-1	0-0

### Record when leading after:

Inn.	1	2	3	4	5	6
W-L	1-0	2-0	2-0	2-0	1-0	1-0

### Record when trailing after:

Inn.	1	2	3	4	5	6
W-L	1-1	1-1	1-1	1-1	1-0	0-0

### Record when tied after:

Inn.	1	2	3	4	5	6
W-L	1-0	0-0	0-0	0-0	0-0	0-0

Current winning streak: 2

Longest winning streak: 2

Longest losing streak: 1

Home attendance : 0 ( 0 dates avg = 0 )

Away attendance : 285 ( 4 dates avg = 71 )

Total attendance: 285 ( 4 dates avg = 71 )

# 2022 Marshall Softball Results

## The Automated ScoreBook Game Results for Marshall (as of Feb 14, 2022) (All games)

Date	Opponent		Score	Inns	Overall	C-USA	Pitcher of record	Attend	Time
Feb 11, 2022	vs Saint Joseph's	w	8-0	6	1-0-0	0-0-0	NESTER, S. (W 1-0)	77	1:32
Feb 11, 2022	vs Villanova	L	1-9	5	1-1-0	0-0-0	JOYCE, C. (L 0-1)	80	1:50
Feb 12, 2022	vs Villanova	w	8-0	5	2-1-0	0-0-0	NESTER, S. (W 2-0)	74	1:22
Feb 12, 2022	vs Saint Joseph's	w	6-4	7	3-1-0	0-0-0	NESTER, S. (W 3-0)	54	1:50

() extra inning game





00 - RS-Jr. - Autumn Owen - C										Mill Spring, N.C.									
Career Highs **-at Gardner-Webb										Season Highs									
At-Bats: 5 (2x) last vs. Lafayette 3/7/20**										At-Bats: 3 vs. Saint Joseph's 2/12									
Runs: 3 (3x) last vs. Canisius 2/8/20**										Runs: 1 vs. Saint Joseph's 2/11									
Hits: 4 at NC Central 3/20/19**										Hits: 1 (2x) last vs. Saint Joseph's 2/12									
RBI: 5 (2x) last vs. Canisius 2/8/20**										RBI: 1 vs. Villanova 2/12									
Doubles: 2 (2x) last at Hampton 4/27/19**										Doubles: 1 vs. Saint Joseph's 2/12									
Triples: 2 vs. NC Central 2/28/20**										Triples:									
Home Runs: 2 at Appalachian St. 3/13/19**										Home Runs:									
Walks: 3 at Charleston Southern 4/18/19**										Walks:									
SB: 2 (2x) last vs. UMES 2/7/20**										SB:									
Putouts: 15 at South Carolina St. 2/26/19**										Putouts: 1 vs. Villanova 2/12									
Assists: 3 (3x) last vs. Harvard 2/28/20**										Assists: 2 vs. Saint Joseph's 2/12									
Career/Season																			
2+ Hit Games: 24/																			
2+ HR Games: 1/																			
2+ Runs Games: 18/																			
2+ RBI Games: 16/																			
2+ BB Games: 10/																			
1,000 Avg. Games (at least 2-2): 7/																			
Hitting Streaks 5+ Games: 5/																			
Hitting Streaks 10+ Games: 0/																			
Career Long Hitting Streak: 6 (3x) all in 2019																			
Season/Current Hit Streak: 1/1																			
Career Long OB Streak: 15 ('19)																			
Season/Current OB Streak: 1/1																			

#0 OWEN, Autumn - 4 games (All games)

Date	Opponent	Pos	AB	R	H	RBI	2B	3B	HR	BB	SB	CS	HBP	SAC	SF	GDP	K	PO	A	E	Avg
Feb 11	vs Saint Joseph's	*3b	2	1	1	0	0	0	0	0	0	0	0	0	0	0	1	0	1	1	.500
Feb 11	vs Villanova	c/ph	1	0	0	0	0	0	0	0	0	0	0	0	0	0	1	0	0	0	.333
Feb 12	vs Villanova	*3b	2	0	0	1	0	0	0	0	0	0	0	0	0	0	1	1	1	0	.200
Feb 12	vs Saint Joseph's	*3b	3	0	1	0	1	0	0	0	0	0	0	0	0	0	2	0	2	0	.250
Totals		3gs	8	1	2	1	1	0	0	0	0	0	0	0	0	0	5	1	4	1	.250

On base pct. .250 • Slugging pct. .375

Autumn Owen Collegiate Career Stats																									
Year	Avg.	GP/GS	AB	R	H	2B	3B	HR	RBI	TB	SLG%	BB	HBP	SO	GDP	OB%	SF	SH	SB/ATT	PO	A	E	DP	FLD%	CSB
2019 GWU	0.384	52/52	146	41	56	12	3	13	50	113	0.774	25	3	18	0	0.469	5	0	10/12	291	41	7	1	0.979	17
2020 GWU	0.386	29/29	83	25	32	7	5	4	22	61	0.735	21	1	14	0	0.505	2	1	11/11	158	22	4	1	0.978	5
2021 GWU	Did Not Play-Injury																								
2022 MAR	0.250	4/3	8	1	2	1	0	0	1	3	0.375	0	0	5	0	0.250	0	0	0/0	1	4	1	0	0.833	0
Totals	0.380	85/84	237	67	90	20	8	17	73	177	0.747	46	4	37	0	0.476	7	1	21/23	450	67	12	2	0.977	22
GWU (2 yrs)	0.384	81/81	229	66	88	19	8	17	72	174	0.760	46	4	32	0	0.483	7	1	21/23	449	63	11	2	0.979	22
MAR (1 yr)	0.250	4/3	8	1	2	1	0	0	1	3	0.375	0	0	5	0	0.250	0	0	0/0	1	4	1	0	0.833	0



1 - Sr. - Grace Chelemen - OF										Woodhaven, Michigan									
Career Highs										Season Highs									
At-Bats: 5 vs. Florida Atlantic 4/17/21										At-Bats: 4 vs. Saint Joseph's 2/12									
Runs: 2 (10x) last vs. LA Tech 5/12/21										Runs: 1 (3x) last vs. Saint Joseph's 2/12									
Hits: 4 vs. Bellarmine 3/27/21										Hits: 1 vs. Saint Joseph's 2/12									
RBI: 3 (2x) last vs. Akron 3/3/21										RBI:									
Doubles: 2 vs. LA Tech 5/12/21										Doubles: 1 vs. Saint Joseph's 2/12									
Triples: 1 (2x) last at Norfolk State 3/1/20										Triples:									
Home Runs: 1 (3x) last vs. Valparaiso 3/6/21										Home Runs:									
Walks: 2 vs. ETSU 2/22/20										Walks: 1 vs. Saint Joseph's 2/11									
SB: 2 (2x) last vs. Valparaiso 3/7/21										SB: 1 vs. Saint Joseph's 2/11									
Putouts: 4 (6x) last at MTSU 4/9/21										Putouts: 2 vs. Saint Joseph's 2/12									
Assists: 1 vs. Charlotte 5/12/21										Assists:									
Career/Season																			
2+ Hit Games: 15/																			
2+ SB Games: 2/																			
2+ Runs Games: 10/																			
2+ RBI Games: 5/																			
2+ BB Games: 1/																			
1.000 Avg. Games (at least 2-2): 1/																			
Hitting Streaks 5+ Games: 3/																			
Hitting Streaks 10+ Games:																			
Career Long Hitting Streak: 6 ('21)																			
Season/Current Hit Streak: 1/1																			
Career Long OB Streak: 10 ('20 & '21)																			
Season/Current OB Streak: 2/2																			

#1 CHELEMEN, Grace - 4 games (All games)

Date	Opponent	Pos	AB	R	H	RBI	2B	3B	HR	BB	SB	CS	HBP	SAC	SF	GDP	K	PO	A	E	Avg
Feb 11	vs Saint Joseph's	*of	2	1	0	0	0	0	0	1	1	0	0	0	0	0	1	0	0	0	.000
Feb 11	vs Villanova	*of	3	0	0	0	0	0	0	0	0	0	0	0	0	0	1	0	0	0	.000
Feb 12	vs Villanova	*of	3	1	0	0	0	0	0	0	0	0	0	0	0	0	0	0	0	0	.000
Feb 12	vs Saint Joseph's	*of	4	1	1	0	1	0	0	0	0	0	0	0	0	0	1	2	0	0	.083
Totals		4gs	12	3	1	0	1	0	0	1	1	0	0	0	0	0	3	2	0	0	.083

On base pct. .154 • Slugging pct. .167

Grace Chelemen Collegiate Career Stats																								
	Avg.	GP/GS	AB	R	H	2B	3B	HR	RBI	TB	SLG%	BB	HBP	SO	GDP	OB%	SF	SH	SB/ATT	PO	A	E	DP	FLD%
2019 Mich	0.143	36/1	7	10	1	0	0	0	0	1	0.143	2	1	3	0	0.400	0	0	3/4	0	0	0	0	0.000
2020 MAR	0.293	25/20	58	16	17	0	2	1	5	24	0.414	9	1	9	0	0.391	1	2	6/7	29	0	1	1	0.967
2021 MAR	0.353	32/31	102	21	36	6	0	2	15	48	0.471	9	1	14	0	0.404	2	4	3/9	56	1	4	0	0.934
2022 MAR	0.083	4/4	12	3	1	1	0	0	0	2	0.167	1	0	3	0	0.154	0	0	1/1	2	0	0	0	1.000
Totals	0.307	97/56	179	50	55	7	2	3	20	75	0.419	21	3	29	0	0.384	3	6	13/21	87	1	5	1	0.946
MAR (3 yrs)	0.314	61/55	172	40	54	7	2	3	20	74	0.430	19	2	26	0	0.383	3	6	10/17	87	1	5	1	0.946



3 - RS-Sr. - Armani Brown - INF										Elk Grove, California									
Career Highs										Season Highs									
At-Bats: 5 (2x) last vs. Portland State 2/10/19										At-Bats: 2 vs. Villanova 2/12									
Runs: 3 at Morehead State 4/30/19										Runs: 1 vs. Saint Joseph's 2/12									
Hits: 3 (3x) last vs. Valparaiso 3/7/21										Hits:									
RBI: 2 (4x) last vs. Rutgers 3/7/20										RBI:									
Doubles: 1 (6x) last vs. last vs. Valparaiso 3/7/21										Doubles:									
Triples: 1 (2x) last vs. Charlotte 5/12/21										Triples:									
Home Runs:										Home Runs:									
Walks: 2 (5x) last at FIU 4/24/21										Walks:									
SB: 1 (12x) last vs. Rhode Island 2/23/20										SB:									
Putouts: 6 (3x) last at MTSU 4/9/21										Putouts: 1 (2x) last vs. Saint Joseph's 2/12									
Assists: 5 (3x) last vs. Charlotte 5/12/21										Assists: 1 (4x) last vs. Saint Joseph's 2/12									
Career/Season																			
2+ Hit Games: 26/										2+ Hit Games: 26/									
2+ BB Games: 5/										2+ BB Games: 5/									
2+ Runs Games: 7/										2+ Runs Games: 7/									
2+ RBI Games: 4/										2+ RBI Games: 4/									
1.000 Avg. Games (at least 2-2): 4/										1.000 Avg. Games (at least 2-2): 4/									
Hitting Streaks 5+ Games: 1/										Hitting Streaks 5+ Games: 1/									
Hitting Streaks 10+ Games:										Hitting Streaks 10+ Games:									
Career Long Hitting Streak: 6 ('19)										Career Long Hitting Streak: 6 ('19)									
Season/Current Hit Streak:										Season/Current Hit Streak:									
Career Long OB Streak: 19 ('20)										Career Long OB Streak: 19 ('20)									
Season/Current OB Streak:										Season/Current OB Streak:									

#3 BROWN, Armani - 4 games (All games)

Date	Opponent	Pos	AB	R	H	RBI	2B	3B	HR	BB	SB	CS	HBP	SAC	SF	GDP	K	PO	A	E	Avg
Feb 11	vs Saint Joseph's	*2b	1	0	0	0	0	0	0	0	0	0	0	1	0	0	0	0	1	0	.000
Feb 11	vs Villanova	*2b	1	0	0	0	0	0	0	0	0	0	0	0	0	0	0	1	1	0	.000
Feb 12	vs Villanova	*2b	2	0	0	0	0	0	0	0	0	0	0	0	0	0	0	0	1	0	.000
Feb 12	vs Saint Joseph's	*2b/pr	1	1	0	0	0	0	0	0	0	0	0	0	0	0	1	1	1	0	.000
Totals		4gs	5	1	0	0	0	0	0	0	0	0	0	1	0	0	1	2	4	0	.000

On base pct. .000 • Slugging pct. .000

Armani Brown Career Stats																							
Year	avg	gp-gs	ab	r	h	2b	3b	hr	rbi	tb	slg%	bb	hbp	so	gdp	ob%	sf	sh	sb-att	po	a	e	fld%
2018	.357	6-4	14	3	5	0	0	0	3	5	.357	1	0	1	0	.400	0	0	3-3	9	7	1	.941
2019	.272	62-62	191	30	52	4	1	0	11	58	.304	13	0	19	0	.316	2	7	6-8	95	93	9	.954
2020	.347	25-25	72	13	25	0	0	0	7	25	.347	4	0	11	0	.382	0	4	3-4	35	32	5	.931
2021	.246	32-24	61	12	15	3	1	0	2	20	.328	8	1	9	0	.343	0	3	0-2	61	44	4	.963
2022	.000	4-4	5	1	0	0	0	0	0	0	.000	0	0	1	0	.000	0	1	0-0	2	4	0	1.000
TOTAL	.283	129-119	343	59	97	7	2	0	23	108	.315	26	1	41	0	.333	2	15	12-17	202	180	19	.953





4 - Fr. - Alex Coleman - OF										Asheboro, N.C.									
<b>Season Highs</b> At-Bats: Runs: 1 vs. Saint Joseph's 2/12 Hits: RBI: Doubles: Triples: Home Runs: Walks: SB: Putouts: Assists:										<b>Career/Season</b> 2+ Hit Games: 2+ Runs Games: 2+ RBI Games: 2+ BB Games: 1,000 Avg. Games (at least 2-2): Hitting Streaks 5+ Games: Hitting Streaks 10+ Games: Career Long Hitting Streak: Season/Current Hit Streak: Career Long OB Streak: Season/Current OB Streak:									

#4 COLEMAN, Alex - 2 games (All games)

Date	Opponent	Pos	AB	R	H	RBI	2B	3B	HR	BB	SB	CS	HBP	SAC	SF	GDP	K	PO	A	E	Avg
Feb 11	vs Villanova	of	0	0	0	0	0	0	0	0	0	0	0	0	0	0	0	0	0	0	.000
Feb 12	vs Saint Joseph's	pr	0	1	0	0	0	0	0	0	0	0	0	0	0	0	0	0	0	0	.000
Totals		ogs	0	1	0	0	0	0	0	0	0	0	0	0	0	0	0	0	0	0	.000

On base pct. .000 • Slugging pct. .000

Alex Coleman Career Stats																							
Year	avg	gp-gs	ab	r	h	2b	3b	hr	rbi	tb	slg%	bb	hbp	so	gdp	ob%	sf	sh	sb-att	po	a	e	fld%
2022	.000	2-0	0	1	0	0	0	0	0	0	.000	0	0	0	0	.000	0	0	0-0	0	0	0	.000
TOTAL	.000	2-0	0	1	0	0	0	0	0	0	.000	0	0	0	0	.000	0	0	0-0	0	0	0	.000



7 - R-Fr. - Amaya Lee - IF	Concord, Calif.
<b>Season Highs</b> At-Bats: Runs: 1 vs. Villanova 2/12 Hits: RBI: Doubles: Triples: Home Runs: Walks: SB: Putouts: Assists:	<b>Career/Season</b> 2+ Hit Games: 2+ Runs Games: 2+ RBI Games: 2+ BB Games: 1,000 Avg. Games (at least 2-2): Hitting Streaks 5+ Games: Hitting Streaks 10+ Games: Career Long Hitting Streak: Season/Current Hit Streak: Career Long OB Streak: Season/Current OB Streak:

#7 LEE, Amaya - 2 games (All games)

Date	Opponent	Pos	AB	R	H	RBI	2B	3B	HR	BB	SB	CS	HBP	SAC	SF	GDP	K	PO	A	E	Avg
Feb 11	vs Saint Joseph's	pr	0	0	0	0	0	0	0	0	0	0	0	0	0	0	0	0	0	0	.000
Feb 12	vs Villanova	pr	0	1	0	0	0	0	0	0	0	0	0	0	0	0	0	0	0	0	.000
Totals		ogs	0	1	0	0	0	0	0	0	0	0	0	0	0	0	0	0	0	0	.000

On base pct. .000 • Slugging pct. .000

Amaya Lee Career Stats																							
Year	avg	gp-gs	ab	r	h	2b	3b	hr	rbi	tb	slg%	bb	hbp	so	gdp	ob%	sf	sh	sb-att	po	a	e	fld%
2022	.000	2-0	0	1	0	0	0	0	0	0	.000	0	0	0	0	.000	0	0	0-0	0	0	0	.000
TOTAL	.000	2-0	0	1	0	0	0	0	0	0	.000	0	0	0	0	.000	0	0	0-0	0	0	0	.000



9 - Fr. - Lauren Love - IF	Matthews, N.C.
<b>Season Highs</b> At-Bats: 3 vs. Saint Joseph's 2/12 Runs: 1 vs. Saint Joseph's 2/12 Hits: 1 (3x) last vs. Saint Joseph's 2/12 RBI: 2 vs. Saint Joseph's 2/12 Doubles: Triples: Home Runs: 1 vs. Saint Joseph's 2/12 Walks: SB: Putouts: 1 (2x) last vs. Saint Joseph's 2/12 Assists: 1 vs. Saint Joseph's 2/12	<b>Career/Season</b> 2+ Hit Games: 2+ Runs Games: 2+ RBI Games: 1 2+ BB Games: 1,000 Avg. Games (at least 2-2): Hitting Streaks 5+ Games: Hitting Streaks 10+ Games: Career Long Hitting Streak: Season/Current Hit Streak: 3/3 Career Long OB Streak: Season/Current OB Streak: 3/3

#9 LOVE, Lauren - 3 games (All games)

Date	Opponent	Pos	AB	R	H	RBI	2B	3B	HR	BB	SB	CS	HBP	SAC	SF	GDP	K	PO	A	E	Avg
Feb 11	vs Villanova	2b	1	0	1	1	0	0	0	0	0	0	0	0	0	0	0	1	0	0	1.000
Feb 12	vs Villanova	*of	2	0	1	0	0	0	0	0	0	0	0	0	0	0	0	0	0	0	.667
Feb 12	vs Saint Joseph's	*of/2b	3	1	1	2	0	0	1	0	0	0	0	0	0	0	0	1	1	0	.500
Totals		2gs	6	1	3	3	0	0	1	0	0	0	0	0	0	0	0	2	1	0	.500

On base pct. .500 • Slugging pct. 1.000

Lauren Love Career Stats																							
Year	avg	gp-gs	ab	r	h	2b	3b	hr	rbi	tb	slg%	bb	hbp	so	gdp	ob%	sf	sh	sb-att	po	a	e	fld%
2022	.500	3-2	6	1	3	0	0	1	3	6	1.000	0	0	0	0	.500	0	0	0-0	2	1	0	1.000
TOTAL	.500	3-2	6	1	3	0	0	1	3	6	1.000	0	0	0	0	.500	0	0	0-0	2	1	0	1.000





13 - Fr. - Rielly Lucas - IF										Huntington, W.Va.									
Season Highs										Career/Season									
At-Bats: 1 (2x) last vs. Saint Joseph's 2/12										2+ Hit Games:									
Runs:										2+ Runs Games:									
Hits:										2+ RBI Games:									
RBI: 1 vs. Villanova 2/12										2+ BB Games:									
Doubles:										1,000 Avg. Games (at least 2-2):									
Triples:										Hitting Streaks 5+ Games:									
Home Runs:										Hitting Streaks 10+ Games:									
Walks: 1 vs. Saint Joseph's 2/12										Career Long Hitting Streak:									
SB:										Season/Current Hit Streak:									
Putouts:										Career Long OB Streak:									
Assists:										Season/Current OB Streak: 1/1									

#13 LUCAS, Rielly - 2 games (All games)

Date	Opponent	Pos	AB	R	H	RBI	2B	3B	HR	BB	SB	CS	HBP	SAC	SF	GDP	K	PO	A	E	Avg
Feb 12	vs Villanova	ph	1	0	0	1	0	0	0	0	0	0	0	0	0	0	0	0	0	0	.000
Feb 12	vs Saint Joseph's	ph/of	1	0	0	0	0	0	0	1	0	0	0	0	0	0	0	0	0	0	.000
Totals		0gs	2	0	0	1	0	0	0	1	0	0	0	0	0	0	0	0	0	0	.000

On base pct. .333 • Slugging pct. .000

Rielly Lucas Career Stats																							
Year	avg	gp-gs	ab	r	h	2b	3b	hr	rbi	tb	slg%	bb	hbp	so	gdp	ob%	sf	sh	sb-att	po	a	e	fld%
2022	.000	2-0	2	0	0	0	0	0	1	0	.000	1	0	0	0	.333	0	0	0-0	0	0	0	.000
TOTAL	.000	2-0	2	0	0	0	0	0	1	0	.000	1	0	0	0	.333	0	0	0-0	0	0	0	.000



14 - RS-Jr. - Cailey Joyce - P		Mechanicsburg, Pennsylvania
<b>Career Highs**at La Salle</b> IP: 7.2 vs. Butler 3/17/19** Ks: 8 vs. Rhode Island 4/27/19** 2+ Strikeout Games: 31   8 at MU 5+ Strikeout Games: 10   3 at MU 10+ Strikeout Games: 3+ Innings Pitched Games: 35   10 at MU 5+ Innings Pitched Games: 29   7 at MU <i>1st career win 3/3/19 vs. Oakland**</i> <i>1st career save 4/27/19 vs. R. Island**</i> <i>1st career MU win 3/21/21 at Chattanooga</i>	<b>Season Highs</b> IP: 1 (2x) last vs. Saint Joseph's 2/12 Ks: 2 vs. Villanova 2/11 2+ Strikeout Games: 1 5+ Strikeout Games: 10+ Strikeout Games: 3+ Innings Pitched Games: 5+ Innings Pitched Games: <i>1st win of year</i> <i>1st save of year</i>	<b>Streaks:</b> <u>1 Strikeout Career:</u> 12 (2/24/19-3/20/19**) <b>Current:</b> <u>2+ Strikeouts:</u> 7 (3/31/19-4/14/19**) <b>Current:</b> <u>5+ Strikeouts:</u> 2 (3/21/21-3/27/21) <b>Current:</b> <u>10+ Strikeouts:</u> <b>Current:</b> <u>3+ IP:</u> 11 (3/2/19-3/24/19**) <b>Current:</b> <u>5+ IP:</u> 10 (3/2/19-3/23/19**) <b>Current:</b>



16 - 5th Yr. - Saige Pye - INF										Stockton, California									
Career Highs										Season Highs									
At-Bats: 5 (2x) last at Charlotte 5/8/21										At-Bats: 4 vs. Saint Joseph's 2/12									
Runs: 2 (7x) last at Chattanooga 3/20/21										Runs: 1 (2x) last vs. Villanova 2/12									
Hits: 4 at Kentucky 3/11/20										Hits: 1 (2x) last vs. Villanova 2/12									
RBI: 7 at Kentucky 3/11/20										RBI: 3 vs. Saint Joseph's 2/11									
Doubles: 3 vs. Florida Atlantic 4/17/21										Doubles:									
Triples: 1 vs. Akron 3/4/20										Triples:									
HRs: 2 at Kentucky 3/11/20										Home Runs: 1 vs. Saint Joseph's 2/11									
Walks: 2 vs. Bucknell 3/7/20										Walks:									
HBP: 1 (9x) last vs. Villanova 2/12										HBP: 1 (2x) last vs. Villanova 2/12									
Putouts: 2 (4x) last at Chattanooga 3/21/21										Putouts:									
Assists: 3 (2x) last vs. Bucknell 3/8										Assists:									
Career/Season										2+ Hit Games: 23/									
										2+ HR Games: 1/   Grand Slams: 1									
										2+ Runs Games: 7/									
										2+ RBI Games: 15/1									
										2+ BB Games: 1/									
										1,000 Avg. Games (at least 2-2): 3/									
										Hitting Streaks 5+ Games: 3/									
										Hitting Streaks 10+ Games:									
										Career Long Hitting Streak: 12 (*21)									
										Season/Current Hit Streak:									
										Career Long On Base Streak: 24 (*20)									
										Season/Current OB Streak: 3/0									

#16 PYE, Saige - 4 games (All games)

Date	Opponent	Pos	AB	R	H	RBI	2B	3B	HR	BB	SB	CS	HBP	SAC	SF	GDP	K	PO	A	E	Avg
Feb 11	vs Saint Joseph's	*dh	3	1	1	3	0	0	1	0	0	0	0	0	0	0	0	0	0	0	.333
Feb 11	vs Villanova	*dh	1	0	0	0	0	0	0	0	0	0	1	0	0	0	0	0	0	0	.250
Feb 12	vs Villanova	*dh	2	1	1	0	0	0	0	0	0	0	1	0	0	0	0	0	0	0	.333
Feb 12	vs Saint Joseph's	*dh	4	0	0	0	0	0	0	0	0	0	0	0	0	0	1	0	0	0	.200
Totals			4gs	10	2	2	3	0	0	1	0	0	2	0	0	0	1	0	0	0	.200

On base pct. .333 • Slugging pct. .500

Saige Pye Collegiate Career Stats																								
	Avg.	GP/GS	AB	R	H	2B	3B	HR	RBI	TB	SLG%	BB	HBP	SO	GDP	OB%	SF	SH	SB/ATT	PO	A	E	DP	FLD%
2018 GT	0.150	18/5	20	2	3	0	0	1	3	6	0.300	2	2	4	1	0.280	1	0	0/0	3	4	1	1	0.875
2019 GT	0.000	14/1	15	0	0	0	0	0	1	0	0.000	1	0	0	0	0.063	0	0	1/1	0	0	0	0	0.000
2020 MAR	0.463	25/25	80	20	37	6	1	8	28	69	0.863	11	2	5	2	0.532	1	0	0/0	11	12	2	0	0.920
2021 MAR	0.395	25/25	86	14	34	5	0	6	23	57	0.663	8	3	9	2	0.459	1	0	0/1	3	3	2	0	0.750
2022 MAR	0.200	4/4	10	2	2	0	0	1	3	5	0.500	0	2	1	0	0.333	0	0	0/0	0	0	0	0	0.000
Totals	0.360	86/60	211	38	76	11	1	16	58	137	0.649	22	9	19	5	0.440	1	0	0/2	17	19	5	1	0.878
GT (2 yrs)	0.086	32/6	35	2	3	0	0	1	4	6	0.171	3	2	4	1	0.195	1	0	1/1	3	4	1	1	0.875
MAR (3 yrs)	0.415	54/54	176	36	73	11	1	15	54	131	0.744	19	7	15	4	0.485	0	0	0/1	14	15	4	0	0.879





20 - Sr. - Camryn Michallas - INF										Huntington, West Virginia									
<b>Career Highs(Div. I) ** at Akron</b>										<b>Season Highs</b>									
At-Bats: 3 (12x) last vs. Charlotte 5/12/21										At-Bats: 2 vs. Saint Joseph's 2/12									
Runs: 2 vs. LA Tech 5/12/21										Runs:									
Hits: 2 at UT-Martin 3/17/19**										Hits: 1 vs. Villanova 2/11									
RBI: 2 (2x) last at FIU 4/24/21										RBI:									
Doubles: 1 vs. Bellarmine 3/28/21										Doubles:									
Triples:										Triples:									
HRs:										Home Runs:									
Walks: 1 (7x) last at Charlotte 5/9/21										Walks:									
SB: 1 (2x) last vs. Western Michigan 3/29/19**										SB:									
HBP:										HBP:									
Putouts: 4 vs. Mercer 2/23/19**										Putouts: 3 vs. Saint Joseph's 2/12									
Assists: 5 vs. Western Michigan 3/29/19**										Assists: 3 vs. Saint Joseph's 2/12									
<b>Career/Season (Div. I)</b>										<b>Career/Season (Div. I)</b>									
2+ Hit Games: 1/										2+ Hit Games: 1/									
2+ HR Games:										2+ HR Games:									
2+ Runs Games: 1/										2+ Runs Games: 1/									
2+ RBI Games: 2/										2+ RBI Games: 2/									
2+ BB Games:										2+ BB Games:									
1.000 Avg. Games (at least 2-2): 1/										1.000 Avg. Games (at least 2-2): 1/									
Hitting Streaks 5+ Games:										Hitting Streaks 5+ Games:									
Hitting Streaks 10+ Games:										Hitting Streaks 10+ Games:									
Career Long Hitting Streak: 2 (2x - '19)										Career Long Hitting Streak: 2 (2x - '19)									
Season/Current Hit Streak:										Season/Current Hit Streak:									
Career Long On Base Streak:										Career Long On Base Streak:									
Season/Current OB Streak:										Season/Current OB Streak:									

#20 MICHALLAS, Camryn - 3 games (All games)

Date	Opponent	Pos	AB	R	H	RBI	2B	3B	HR	BB	SB	CS	HBP	SAC	SF	GDP	K	PO	A	E	Avg
Feb 11	vs Villanova	*3b	2	0	1	0	0	0	0	0	0	0	0	0	0	0	0	0	2	0	.500
Feb 12	vs Villanova	*ss	1	0	0	0	0	0	0	0	0	0	0	0	0	0	1	1	0	0	.333
Feb 12	vs Saint Joseph's	*ss	2	0	0	0	0	0	0	0	0	0	0	0	0	0	0	3	3	0	.200
Totals		3gs	5	0	1	0	0	0	0	0	0	0	0	0	0	0	1	4	5	0	.200

On base pct. .200 • Slugging pct. .200

## Camryn Michallas Collegiate Career Stats

	Avg.	GP/GS	AB	R	H	2B	3B	HR	RBI	TB	SLG%	BB	HBP	SO	GDP	OB%	SF	SH	SB/ATT	PO	A	E	DP	FLD%
2019 Akron	0.105	34/32	57	5	6	0	0	0	5	6	0.105	6	0	7	0	0.188	1	2	2/4	45	45	15	1	0.857
2020 GCSC*	0.329	26/26	70	18	23	6	0	1	11	32	0.457	10	0	12	1	0.412	0	3	1/1	32	46	8	6	0.907
2021 MAR	0.115	17/9	26	5	3	1	0	0	5	4	0.154	1	0	3	0	0.148	0	2	0/0	9	22	1	0	0.969
2022 MAR	0.200	3/3	5	0	1	0	0	0	0	1	0.2	0	0	1	0	0.2	0	0	0/0	4	5	0	0	1.000
<b>DIV. I Totals</b>	<b>0.114</b>	<b>54/44</b>	<b>88</b>	<b>10</b>	<b>10</b>	<b>1</b>	<b>0</b>	<b>0</b>	<b>10</b>	<b>11</b>	<b>0.125</b>	<b>6</b>	<b>0</b>	<b>11</b>	<b>0</b>	<b>0.168</b>	<b>1</b>	<b>4</b>	<b>2/4</b>	<b>58</b>	<b>72</b>	<b>16</b>	<b>1</b>	<b>0.890</b>
MAR (2 yrs)	0.129	20/12	31	5	4	1	0	0	5	5	0.161	1	0	4	0	0.156	0	2	0/0	13	27	1	0	0.976

\* GCSC - Gulf Coast State College JUCO



21 - RS-Jr. - Sydney Nester - Pitcher		Hillsville, Va.
<b>Career Highs **-at NC State</b> IP: 9.0 vs. Duke 4/20/19** Ks: 15 at College of Charleston 3/9/19** 2+ Strikeout Games: 60   2 at MU 5+ Strikeout Games: 37   2 at MU 10+ Strikeout Games: 6   2 at MU 3+ Innings Pitched Games: 59   3 at MU 5+ Innings Pitched Games: 37   2 at MU <i>1st career win vs. Illinois State 2/8/19**</i> <i>1st career save vs. UNCW 3/27/19**</i> <i>1st Marshall win vs. Saint Joseph's 2/11/22</i>		<b>Season Highs</b> IP: 6.0 vs. Saint Joseph's 2/11 Ks: 13 vs. Saint Joseph's 2/11 2+ Strikeout Games: 2 5+ Strikeout Games: 2 10+ Strikeout Games: 2 3+ Innings Pitched Games: 3 5+ Innings Pitched Games: 2 <i>1st win of year vs. Saint Joseph's 2/11</i> <i>1st save of year</i>
		<b>Streaks:</b> <b>1 Strikeout Career:</b> 13 (4/17/19-2/14/20) <b>Current:</b> 5 <b>2+ Strikeouts Career:</b> 9 (2/21/20-3/8/20) <b>Current:</b> 2 <b>5+ Strikeouts Career:</b> 6 (3/2/19-3/15/19) <b>Current:</b> 0 <b>10+ Strikeouts Career:</b> 2 (3/8/19-3/9/19) <b>Current:</b> 0 <b>3+ IP Career:</b> 9 (2/21/20-3/8/20) <b>Current:</b> 5 <b>5+ IP Career:</b> 4 (2x) last (2/21/20-2/26-20) <b>Current:</b> 0

#21 NESTER, Sydney - 2 games (All games)

Date	Opponent	Pos	AB	R	H	RBI	2B	3B	HR	BB	SB	CS	HBP	SAC	SF	GDP	K	PO	A	E	Avg
Feb 11	vs Saint Joseph's	*p	0	0	0	0	0	0	0	0	0	0	0	0	0	0	0	0	1	0	.000
Feb 12	vs Saint Joseph's	p	0	0	0	0	0	0	0	0	0	0	0	0	0	0	0	0	2	0	.000
Totals		1gs	0	0	0	0	0	0	0	0	0	0	0	0	0	0	0	0	3	0	.000

On base pct. .000 • Slugging pct. .000

#21 NESTER, Sydney - 3 appearances (All games)

Date	Opponent	GS	IP	H	R	ER	BB	SO	2B	3B	HR	WP	BK	HBP	IBB	Score	W-L	Sv	ERA	NP
Feb 11	vs Saint Joseph's	*	6.0	2	0	0	0	13	1	0	0	0	0	0	0	8-0	1-0	0	0.00	81
Feb 12	vs Villanova	*	5.0	3	0	0	0	11	0	0	0	0	0	1	0	8-0	2-0	0	0.00	79
Feb 12	vs Saint Joseph's		3.0	1	0	0	1	1	0	0	0	0	0	0	0	6-4	3-0	0	0.00	50
Totals		2	14.0	6	0	0	1	25	1	0	0	0	0	1	0	22-4	3-0	0	0.00	-

Sydney Nester Collegiate Career Stats																												
	ERA	W-L	APP	GS	CG	SHO	SV	IP	H	R	ER	BB	SO	2B	3B	HR	BF	BAvg.	WP	HBP	BK	SFA	SHA	PO	A	E	DP	FLD%
2019 NCST	3.37	14-8	37	20	11	3/0	1	149.2	138	88	72	84	153	16	2	17	690	0.241	24	22	0	6	6	3	18	1	4	0.955
2020 NCST	3.24	10-4	17	12	7	0	1	86.1	65	44	40	32	89	10	1	16	372	0.201	5	9	0	2	5	2	10	3	1	0.800
2021 NCST	3.87	7-10	29	14	6	2	0	105.0	94	73	58	72	102	11	3	12	510	0.227	16	19	0	1	4	0	16	3	0	0.842
2022 MAR	0.00	3-0	3	2	2	2/0	0	14.0	6	0	0	1	25	1	0	0	50	0.125	0	1	0	0	0	0	3	0	0	1.000
Totals	3.35	34-22	86	48	26	7/0	2	355.0	303	205	170	189	369	38	6	45	1622	0.223	45	51	0	9	15	5	47	7	5	0.881
NCST (3 yrs)	3.49	31-22	83	46	24	5/0	2	341.0	297	205	170	188	344	37	6	45	1572	0.227	45	50	0	9	15	5	44	7	5	0.875
MAR (1 yr)	0.00	3-0	3	2	2	2/0	0	14.0	6	0	0	1	25	1	0	0	50	0.125	0	1	0	0	0	0	3	0	0	1.000



22 - Soph. - Brianna McCown - P										St. Albans, West Virginia									
Career Highs										Season Highs									
IP: 7.0 vs. LA Tech 5/12										IP:									
Ks: 7 vs. Bowling Green 3/5										Ks:									
2+ Strikeout Games: 6										2+ Strikeout Games:									
5+ Strikeout Games: 3										5+ Strikeout Games:									
10+ Strikeout Games:										10+ Strikeout Games:									
3+ Innings Pitched Games: 5										3+ Innings Pitched Games:									
5+ Innings Pitched Games: 4										5+ Innings Pitched Games:									
1st career win vs. Bowling Green 3/5										1st win of year									
1st career save										1st save of year									
Streaks:																			
1 Strikeout Career: 9 (4/9-5/12)																			
Current:																			
2+ Strikeouts: 3 (5/8-12)																			
Current:																			
5+ Strikeouts:																			
Current:																			
10+ Strikeouts:																			
Current:																			
3+ IP:																			
Current:																			
5+ IP:																			
Current:																			

#18 MCCOWN, Brianna - 2 games (All games)

Date	Opponent	Pos	AB	R	H	RBI	2B	3B	HR	BB	SB	CS	HBP	SAC	SF	GDP	K	PO	A	E	Avg
May 09	at Charlotte 49ers	*p	0	0	0	0	0	0	0	0	0	0	0	0	0	0	0	0	1	0	.000
May 12	vs LA Tech	*p	0	0	0	0	0	0	0	0	0	0	0	0	0	0	0	0	1	0	.000
Totals		2gs	0	0	0	0	0	0	0	0	0	0	0	0	0	0	0	0	2	0	.000

On base pct. .000 • Slugging pct. .000

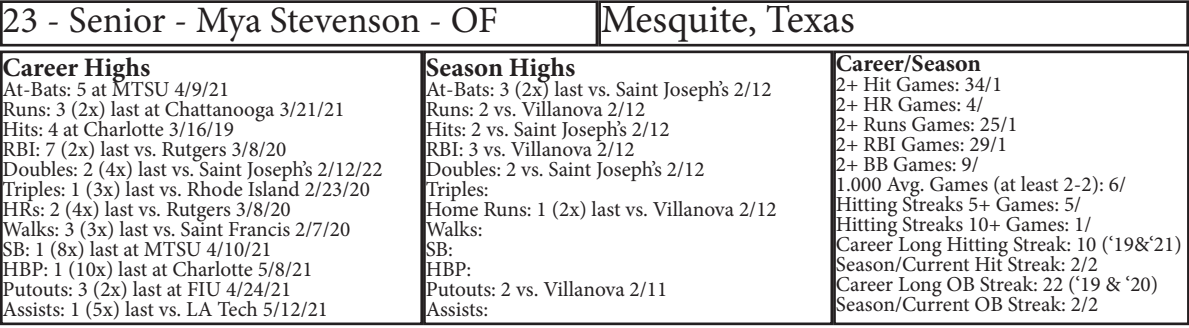
#18 MCCOWN, Brianna - 13 appearances (All games)

Date	Opponent	GS	IP	H	R	ER	BB	SO	2B	3B	HR	WP	BK	HBP	IBB	Score	W-L	Sv	ERA	NP
Mar 05	BOWLING GREEN		5.0	2	3	3	3	7	0	0	2	2	0	0	0	7-6	1-0	0	4.20	104
Mar 10	at Longwood-1		2.0	1	0	0	0	1	0	0	0	0	0	0	0	2-5	1-0	0	3.00	28
Mar 10	at Longwood-2		0.1	1	2	2	1	0	0	0	0	0	0	0	0	5-7	1-0	0	4.77	12
Apr 09	at Middle Tennessee-2		1.2	2	1	1	2	1	0	0	0	1	0	0	0	8-9	1-0	0	4.67	34
Apr 10	at Middle Tennessee		2.0	2	0	0	1	1	0	0	0	0	0	0	0	5-9	1-0	0	3.82	30
Apr 11	at Middle Tennessee		3.1	7	2	2	0	3	1	0	1	0	0	0	0	2-6	1-0	0	3.91	71
Apr 17	FLORIDA ATLANTIC-1		0.2	2	1	1	0	1	0	0	1	0	0	1	0	9-11	1-0	0	4.20	23
Apr 24	at FIU-1		5.0	5	4	1	1	5	0	1	0	0	0	0	0	12-6	2-0	0	3.50	95
May 07	at Charlotte 49ers		1.1	4	3	3	1	1	2	1	0	1	0	0	0	7-8	2-0	0	4.27	40
May 08	at Charlotte 49ers-1	*	6.0	5	3	3	1	5	0	0	2	0	0	1	0	4-3	3-0	0	4.10	97
May 09	at Charlotte 49ers	*	2.2	4	5	3	3	3	2	1	0	0	0	0	0	3-6	3-1	0	4.43	75
May 12	vs LA Tech	*	7.0	5	2	1	2	3	1	0	0	0	0	3	0	9-2	4-1	0	3.78	122
May 12	vs Charlotte 49ers		0.2	4	3	3	2	0	1	0	0	0	0	0	0	4-8	4-1	0	4.27	31
Totals		3	37.2	44	29	23	17	31	7	3	6	4	0	5	0	77-86	4-1	0	4.27	-

## Brianna McCown Career Stats

Year	era	w-l	app	qs	cq	sho	sv	ip	h	r	er	bb	so	2b	3b	hr	bf	bavg	wp	hbp	bk	sfa	sha
2021	4.27	4-1	13	3	1	0/0	0	37.2	44	29	23	17	31	7	3	6	179	.286	4	5	0	0	3
TOTAL	4.27	4-1	13	3	1	0/0	0	37.2	44	29	23	17	31	7	3	6	179	.286	4	5	0	0	3





On base pct. .400 • Slugging pct. 1.200

---

@HerdSB
34
#BrickByBrick



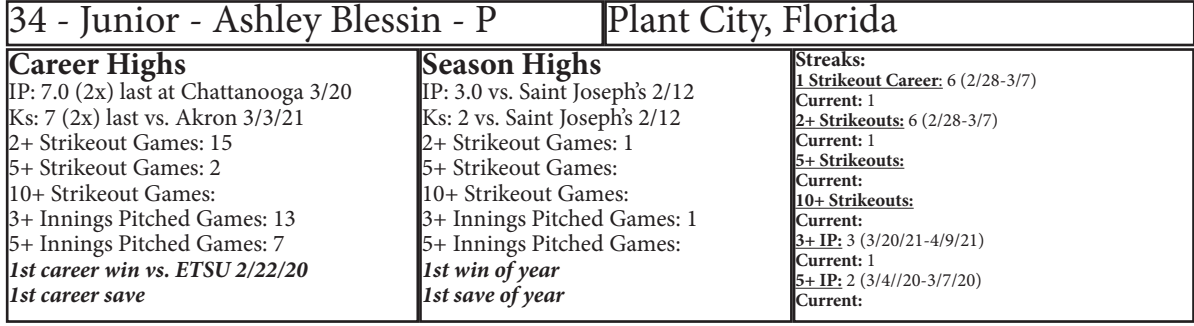
28 - Soph. - Kay Kay Kenney - OF										Highland Village, Texas									
Career Highs										Season Highs									
At-Bats: 3 at Charlotte 5/8/21										At-Bats: 2 vs. Saint Joseph's 2/11									
Runs: 2 vs. Bellarmine 3/28/21										Runs: 1 vs. Saint Joseph's 2/11									
Hits: 1 (3x) last at Charlotte 5/8/21										Hits: 1 vs. Saint Joseph's 2/11									
RBI: 2 vs. Bellarmine 3/28/21										RBI:									
Doubles:										Doubles:									
Triples:										Triples:									
Home Runs: 1 vs. Bellarmine 3/28/21										Home Runs:									
Walks: 2 (3x) last at Charlotte 5/8/21										Walks:									
SB: 1 vs. Valparaiso 3/7										SB: 1 vs. Saint Joseph's 2/11									
Putouts: 1 (3x) last at Charlotte 5/8/21										Putouts:									
Assists:										Assists:									
Career/Season																			
2+ Hit Games:										2+ Hit Games:									
2+ Runs Games: 1/										2+ Runs Games: 1/									
2+ RBI Games: 1/										2+ RBI Games: 1/									
2+ BB Games: 3/										2+ BB Games: 3/									
1,000 Avg. Games (at least 2-2):										1,000 Avg. Games (at least 2-2):									
Hitting Streaks 5+ Games:										Hitting Streaks 5+ Games:									
Hitting Streaks 10+ Games:										Hitting Streaks 10+ Games:									
Career Long Hitting Streak:										Career Long Hitting Streak:									
Season/Current Hit Streak: 1/0										Season/Current Hit Streak: 1/0									
Career Long OB Streak: 2 ('21)										Career Long OB Streak: 2 ('21)									
Season/Current OB Streak: 1/0										Season/Current OB Streak: 1/0									

#28 KENNEY, Kay Kay - 3 games (All games)

Date	Opponent	Pos	AB	R	H	RBI	2B	3B	HR	BB	SB	CS	HBP	SAC	SF	GDP	K	PO	A	E	Avg
Feb 11	vs Saint Joseph's	*of	2	1	1	0	0	0	0	0	1	0	0	0	0	0	1	0	0	0	.500
Feb 11	vs Villanova	*of	1	0	0	0	0	0	0	0	0	0	0	0	0	0	1	0	0	0	.333
Feb 12	vs Saint Joseph's	ph	1	0	0	0	0	0	0	0	0	0	0	0	0	0	1	0	0	0	.250
Totals			2gs	4	1	1	0	0	0	0	1	0	0	0	0	0	3	0	0	0	.250

On base pct. .250 • Slugging pct. .250

Kay Kay Kenney Career Stats																							
Year	avg	gp-gs	ab	r	h	2b	3b	hr	rbi	tb	slg%	bb	hbp	so	gdp	ob%	sf	sh	sb-att	po	a	e	fld%
2021	.200	20-5	15	6	3	0	0	1	4	6	.400	6	0	6	1	.409	1	0	1-2	3	0	0	1.000
2022	.250	3-2	4	1	1	0	0	0	0	1	.250	0	0	3	0	.250	0	0	1-1	0	0	0	.000
TOTAL	.211	23-7	19	7	4	0	0	1	4	7	.368	6	0	9	1	.385	1	0	2-3	3	0	0	1.000



Date	Opponent	Pos	AB	R	H	RBI	2B	3B	HR	BB	SB	CS	HBP	SAC	SF	GDP	K	PO	A	E	Avg
Feb 11	vs Villanova	p	0	0	0	0	0	0	0	0	0	0	0	0	0	0	0	0	1	0	.000
Feb 12	vs Saint Joseph's	p	0	0	0	0	0	0	0	0	0	0	0	0	0	0	0	0	1	0	.000
Totals		0gs	0	0	0	0	0	0	0	0	0	0	0	0	0	0	0	0	2	0	.000

Date	Opponent	GS	IP	H	R	ER	BB	SO	2B	3B	HR	WP	BK	HBP	IBB	Score	W-L	Sv	ERA	NP
Feb 11	vs Villanova		2.0	2	2	2	1	0	0	0	0	0	0	3	0	1-9	0-0	0	7.00	19
Feb 12	vs Saint Joseph's		3.0	2	1	1	2	2	0	0	0	0	0	0	0	6-4	0-0	0	4.20	46
Totals		0	5.0	4	3	3	3	2	0	0	0	0	0	3	0	7-13	0-0	0	4.20	-

#BrickByBrick





43 - 5th Yr. - Aly Harrell - INF										Gahanna, Ohio									
Career Highs										Season Highs									
At-Bats: 5 (2x) last vs. LA Tech 5/12/21										At-Bats: 4 vs. Saint Joseph's 2/12									
Runs: 3 (2x) last at Charlotte 5/7/21										Runs: 1 (2x) last vs. Villanova 2/12									
Hits: 4 (2x) last vs. Florida Atlantic 4/17/21										Hits: 2 vs. Villanova 2/12									
RBI: 4 (6x) last vs. Florida Atlantic 4/17/21										RBI: 1 (3x) last vs. Saint Joseph's 2/12									
Doubles: 2 (3x) last vs. Florida Atlantic 4/17/21										Doubles: 1 vs. Villanova 2/12									
Triples:										Triples:									
Home Runs: 2 vs. Presbyterian 2/16/19										Home Runs: 1 vs. Saint Joseph's 2/11									
Walks: 4 vs. WKU 4/7/19										Walks:									
SB: 1 (2x) last at FIU 4/24/21										SB:									
HBP: 3 at No. 20 JMU 3/27/19										HBP: 1 vs. Villanova 2/12									
Putouts: 14 at UTSA 4/7/18										Putouts: 10 vs. Saint Joseph's 2/12									
Assists: 2 (3x) last vs. ETSU 2/21/20										Assists:									
Career/Season																			
2+ Hit Games: 42/1										2+ HR Games: 1/   Grand Slams: 2/									
2+ Runs Games: 17/										2+ RBI Games: 34/									
2+ BB Games: 34/   2+ HBP Games: 7/										1,000 Avg. Games (at least 2-2): 9/1									
Hitting Streaks 5+ Games: 5/										Hitting Streaks 10+ Games:									
Career Long Hitting Streak: 7 ('20)										Season/Current Hit Streak: 2/2									
Career Long OB Streak: 24 ('19)										Season/Current OB Streak: 2/2									

#43 HARRELL, Aly - 4 games (All games)

Date	Opponent	Pos	AB	R	H	RBI	2B	3B	HR	BB	SB	CS	HBP	SAC	SF	GDP	K	PO	A	E	Avg
Feb 11	vs Saint Joseph's	*1b	3	1	1	1	0	0	1	0	0	0	0	0	0	0	0	6	0	0	.333
Feb 11	vs Villanova	*1b	2	0	0	0	0	0	0	0	0	0	0	0	0	0	1	5	0	0	.200
Feb 12	vs Villanova	*1b	2	1	2	1	1	0	0	0	0	0	1	0	0	0	0	2	0	0	.429
Feb 12	vs Saint Joseph's	*1b	4	0	1	1	0	0	0	0	0	0	0	0	0	0	0	10	0	0	.364
Totals		4gs	11	2	4	3	1	0	1	0	0	0	1	0	0	0	1	23	0	0	.364

On base pct. .417 • Slugging pct. .727

Aly Harrell Career Stats																							
Year	avg	gp-gs	ab	r	h	2b	3b	hr	rbi	tb	slg%	bb	hbp	so	gdp	ob%	sf	sh	sb-att	po	a	e	fld%
2018	.350	48-43	120	18	42	10	0	11	41	85	.708	23	7	9	2	.480	0	2	1-1	136	6	2	.986
2019	.338	64-64	145	35	49	10	0	14	40	101	.697	68	17	13	2	.578	2	0	0-1	459	11	7	.985
2020	.441	25-25	68	22	30	8	0	5	23	53	.779	23	6	3	0	.602	1	0	0-0	142	8	2	.987
2021	.415	30-30	94	25	39	8	0	10	29	77	.819	17	5	3	1	.526	0	0	1-1	186	11	3	.985
2022	.364	4-4	11	2	4	1	0	1	3	8	.727	0	1	1	0	.417	0	0	0-0	23	0	0	1.000
TOTAL	.374	171-166	438	102	164	37	0	41	136	324	.740	131	36	29	5	.544	3	2	2-3	946	36	14	.986



44 - 5th Yr. - Katie Adams - C										Hurricane, West Virginia									
Career Highs										Season Highs									
At-Bats: 5 (2x) last at MTSU 4/9/21										At-Bats: 3 vs. Saint Joseph's 2/11									
Runs: 2 (3x) last at Chattanooga 3/20/21										Runs: 1 (3x) last vs. Saint Joseph's 2/12									
Hits: 3 (3x) last vs. Akron 3/3/21										Hits: 2 vs. Saint Joseph's 2/11									
RBI: 5 vs. Howard 2/29/20										RBI: 1 (2x) last vs. Saint Joseph's 2/12									
Doubles: 2 (3x) all 3 vs. Akron last 3/3/21										Doubles: 1 (2x) last vs. Saint Joseph's 2/12									
Triples:										Triples:									
Home Runs: 1 (8x) last vs. Charlotte 5/12/21										Home Runs: 1 vs. Saint Joseph's 2/11									
Walks: 3 at Chattanooga 3/20/21										Walks: 1 vs. Saint Joseph's 2/12									
SB: 1 (3x) last vs. Akron 3/3/21										SB:									
Putouts: 12 vs. Saint Joseph's 2/11										Putouts: 12 vs. Saint Joseph's 2/11									
Assists: 3 vs. Bucknell 3/7/20										Assists: 2 vs. Saint Joseph's 2/11									
Career/Season																			
2+ Hit Games: 21/1										1,000 Avg. Games (at least 2-2): 5/									
2+ HR Games:										Hitting Streaks 5+ Games: 2/									
2+ Runs Games: 3/										Hitting Streaks 10+ Games: 1									
2+ RBI Games: 14/										Career Long Hitting Streak: 10 ('20)									
2+ BB Games: 4/										Season/Current Hit Streak: 2/2									
										Career Long OB Streak: 15 ('20)									
										Season/Current OB Streak: 2/2									

#44 ADAMS, Katie - 4 games (All games)

Date	Opponent	Pos	AB	R	H	RBI	2B	3B	HR	BB	SB	CS	HBP	SAC	SF	GDP	K	PO	A	E	Avg
Feb 11	vs Saint Joseph's	*c	3	1	2	1	1	0	1	0	0	0	0	0	0	0	1	12	2	0	.667
Feb 11	vs Villanova	*c/dh	2	0	0	0	0	0	0	0	0	0	0	0	0	0	1	3	1	0	.400
Feb 12	vs Villanova	*c	2	1	1	0	0	0	0	0	0	0	0	0	0	0	0	11	0	0	.429
Feb 12	vs Saint Joseph's	*c	2	1	1	1	1	0	0	1	0	0	0	0	0	0	0	3	0	0	.444
Totals			4gs	9	3	4	2	0	1	1	0	0	0	0	0	0	2	29	3	0	.444

On base pct. .500 • Slugging pct. 1.000

Katie Adams Career Stats																							
Year	avg	gp-gs	ab	r	h	2b	3b	hr	rbi	tb	slg%	bb	hbp	so	gdp	ob%	sf	sh	sb-att	po	a	e	fld%
2018	.214	30-9	42	4	9	2	0	0	3	11	.262	5	0	8	0	.292	1	1	1-1	25	1	0	1.000
2019	.280	44-26	82	6	23	4	0	0	13	27	.329	12	2	8	0	.381	1	0	0-1	20	1	2	.913
2020	.377	21-19	61	8	23	5	0	3	16	37	.607	7	0	9	0	.441	0	0	1-1	69	5	3	.961
2021	.352	31-28	91	12	32	9	0	4	24	53	.582	9	2	4	0	.422	0	0	1-1	80	4	2	.977
2022	.444	4-4	9	3	4	2	0	1	2	9	1.000	1	0	2	0	.500	0	0	0-0	29	3	0	1.000
TOTAL	.319	130-86	285	33	91	22	0	8	58	137	.481	34	4	31	0	.397	2	1	3-4	223	14	7	.971



48 - Fr. - Bub Feringa - P/UT										Glendale, Ariz.									
<b>Season Highs</b> IP: 1.1 vs. Villanova 2/11 Ks: 1 vs. Villanova 2/11 2+ Strikeout Games: 5+ Strikeout Games: 10+ Strikeout Games: 3+ Innings Pitched Games: 5+ Innings Pitched Games: <i>1st career win</i> <i>1st career save</i>										<b>Season Highs</b> At-Bats: Runs: Hits: RBI: Doubles: Triples: Home Runs: Walks: SB: Putouts: Assists:									
										<b>Streaks: Season/Current</b> <b>1 Strikeout Career:</b> 1 <b>2+ Strikeouts:</b> <b>5+ Strikeouts:</b> <b>10+ Strikeouts:</b> <b>3+ IP:</b> <b>5+ IP:</b>									

#48 FERINGA, Bub - 1 appearance (All games)

Date	Opponent	GS	IP	H	R	ER	BB	SO	2B	3B	HR	WP	BK	HBP	IBB	Score	W-L	Sv	ERA	NP
Feb 11	vs Villanova		1.1	4	4	3	2	1	0	0	0	0	0	0	0	1-9	0-0	0	15.75	32
Totals		0	1.1	4	4	3	2	1	0	0	0	0	0	0	0	1-9	0-0	0	15.75	-

Bub Feringa Career Stats																							
Year	era	w-l	app	gs	cq	sho	sv	ip	h	r	er	bb	so	2b	3b	hr	bf	bavq	wp	hbp	bk	sfa	sha
2022	15.75	0-0	1	0	0	0/0	0	1.1	4	4	3	2	1	0	0	0	11	.444	0	0	0	0	0
TOTAL	15.75	0-0	1	0	0	0/0	0	1.1	4	4	3	2	1	0	0	0	11	.444	0	0	0	0	0



49 - Fr. - Brooklyn Ulrich - IF	Mesa, Ariz.
<b>Season Highs</b> At-Bats: Runs: 1 (2x) last vs. Villanova 2/12 Hits: RBI: Doubles: Triples: Home Runs: Walks: SB: Putouts: Assists:	<b>Career/Season</b> 2+ Hit Games: 2+ Runs Games: 2+ RBI Games: 2+ BB Games: 1,000 Avg. Games (at least 2-2): Hitting Streaks 5+ Games: Hitting Streaks 10+ Games: Career Long Hitting Streak: Season/Current Hit Streak: Career Long OB Streak: Season/Current OB Streak:

#49 ULRICH, Brooklyn - 3 games (All games)

Date	Opponent	Pos	AB	R	H	RBI	2B	3B	HR	BB	SB	CS	HBP	SAC	SF	GDP	K	PO	A	E	Avg
Feb 11	vs Villanova	pr	0	1	0	0	0	0	0	0	0	0	0	0	0	0	0	0	0	0	.000
Feb 12	vs Villanova	pr	0	1	0	0	0	0	0	0	0	0	0	0	0	0	0	0	0	0	.000
Feb 12	vs Saint Joseph's	pr	0	0	0	0	0	0	0	0	0	0	0	0	0	0	0	0	0	0	.000
Totals		ogs	0	2	0	0	0	0	0	0	0	0	0	0	0	0	0	0	0	0	.000

On base pct. .000 • Slugging pct. .000

Brooklyn Ulrich Career Stats																							
Year	avg	gp-gs	ab	r	h	2b	3b	hr	rbi	tb	slg%	bb	hbp	so	gdp	ob%	sf	sh	sb-att	po	a	e	fld%
2022	.000	3-0	0	2	0	0	0	0	0	0	.000	0	0	0	0	.000	0	0	0-0	0	0	0	.000
TOTAL	.000	3-0	0	2	0	0	0	0	0	0	.000	0	0	0	0	.000	0	0	0-0	0	0	0	.000





77 - 5th Yr. - Madison Whitaker - INF										New Palestine, Indiana									
Career Highs **at Wright State										Season Highs									
At-Bats: 5 (4x) last at MTSU 4/9/21										At-Bats: 2 (2x) last vs. Villanova 2/11									
Runs: 3 (2x) last vs. Bellarmine 3/28/21										Runs: 1 vs. Saint Joseph's 2/11									
Hits: 3 (3x) last at Chattanooga 3/20/21										Hits: 1 (2x) last vs. Villanova 2/11									
RBI: 4 (2x) last vs. S. Carolina St. 3/2/19**										RBI: 2 vs. Saint Joseph's 2/11									
Doubles: 2 vs. Dayton 4/9/19**										Doubles:									
Triples: 1 (2x) last vs. Dayton 3/20/19**										Triples:									
Home Runs: 1 (9x) last vs. Bellarmine 3/28/21										Home Runs: 1 vs. Saint Joseph's 2/11									
Walks: 2 (4x) last at Youngstown St. 4/16/19**										Walks:									
SB: 1 (3x) last vs. UL-Monroe 2/10/19**										SB:									
Putouts: 6 at MTSU 4/9/21										Putouts: 1 vs. Villanova 2/11									
Assists: 8 at MTSU 4/9/21										Assists: 1 vs. Villanova 2/11									
Career/Season										2+ Hit Games: 23/									
2+ Runs Games: 6/										2+ RBI Games: 14/1									
2+ BB Games: 4										1.000 Avg. Games (at least 2-2): 2/									
Hitting Streaks 5+ Games: 2 ('19)										Hitting Streaks 10+ Games:									
Career Long Hitting Streak: 6 ('19)										Season/Current Hit Streak: 2/2									
Career Long OB Streak: 6 ('21)										Season/Current OB Streak: 2/2									

#77 WHITAKER, Madison - 2 games (All games)

Date	Opponent	Pos	AB	R	H	RBI	2B	3B	HR	BB	SB	CS	HBP	SAC	SF	GDP	K	PO	A	E	Avg
Feb 11	vs Saint Joseph's	*ss	2	1	1	2	0	0	1	0	0	0	0	0	0	0	0	0	0	0	.500
Feb 11	vs Villanova	*ss	2	0	1	0	0	0	0	0	0	0	0	0	0	0	1	1	1	1	.500
Totals			2gs	4	1	2	2	0	1	0	0	0	0	0	0	0	1	1	1	1	.500

On base pct. .500 • Slugging pct. 1.250

## Madison Whitaker Collegiate Career Stats

	Avg.	GP/GS	AB	R	H	2B	3B	HR	RBI	TB	SLG%	BB	HBP	SO	GDP	OB%	SF	SH	SB/ATT	PO	A	E	DP	FLD%
2018 WSU	0.244	53/53	168	16	41	8	1	3	23	60	0.357	9	1	15	0	0.285	1	1	2/3	75	100	17	2	0.911
2019 WSU	0.278	49/49	158	27	44	8	1	5	30	69	0.437	17	1	19	0	0.346	3	0	1/1	39	90	17	3	0.884
2020 WSU	0.167	4/3	6	0	1	0	0	0	0	1	0.167	0	0	0	0	0.167	0	0	0/0	2	3	1	0	0.833
2021 MAR	0.176	26/14	51	6	9	4	0	1	6	16	0.314	4	2	6	0	0.263	0	0	0/0	33	22	3	1	0.948
2022 MAR	0.500	2/2	4	1	2	0	0	1	2	5	1.250	0	0	1	0	0.500	0	0	0/0	1	1	1	0	0.667
Totals	0.251	134/121	387	50	97	20	2	10	61	151	0.390	30	4	41	0	0.308	4	1	3/4	150	216	39	6	0.904
WSU (3 yrs)	0.259	106/105	332	43	86	16	2	8	53	130	0.392	26	2	34	0	0.313	4	1	3/4	116	193	35	5	0.898
MAR (2 yrs)	0.200	28/16	55	7	11	4	0	2	8	21	0.382	4	2	7	0	0.279	0	0	0/0	34	23	4	1	0.934

# 2022 Marshall Thundering Herd TV/Radio Roster



00 Autumn Owen - R-Jr., C  
Mill Spring, N.C.



1 Grace Chelemen - Sr., OF  
Woodhaven, Mich.



3 Armani Brown - R-Sr., IF  
Elk Grove, Calif.



4 Alex Coleman - Fr., OF  
Asheboro, N.C.



7 Amaya Lee - R-Fr., IF  
Concord, Calif.



9 Lauren Love - Fr., IF  
Matthews, N.C.



13 Rielly Lucas - Fr., IF  
Huntington, W.Va.




14 Cailey Joyce - R-Jr., P  
Mechanicsburg, Pa.



16 Saige Pye - 5th Yr., UT  
Stockton, Calif.



18 Laney Love - Fr., IF  
Matthews, N.C.



20 Camryn Michallas - Sr., IF  
Huntington, W.Va.



21 Sydney Nester - R-Jr., P  
Hillsville, Va.



22 Brianna McCown - So., P  
St. Albans, W.Va.



23 Mya Stevenson - Sr., OF  
Mesquite, Texas



28 Kay Kay Kenney - So., OF  
Highland Village, Texas



34 Ashley Blessin - Jr., P  
Plant City, Fla.



43 Aly Harrell - 5th Yr., IF  
Gahanna, Ohio



44 Katie Adams - 5th Yr., C  
Hurricane, W.Va.



48 Bub Feringa - Fr., P/UT  
Glendale, Ariz.



49 Brooklyn Ulrich - Fr., IF  
Mesa, Ariz.



77 Madison Whitaker - 5th Yr., IF  
New Palestine, Ind.



Head Coach  
Megan Smith Lyon - 4th Season



Assistant Coach  
Corey Lyon - 4th Season



Assistant Coach  
Maddie Holub - 4th Season



Volunteer Assistant  
Sam Boone - 2nd Season



Athletic Trainer  
Becky Kaliher - 3rd Season



Graduate Manager  
Kayla DeSchepper - 3rd Season



Student Manager  
Madison Davenport - 1st Season



Student Manager  
Jon Crispino - 1st Season



Student Manager  
Evan McGraw - 1st Season