



# 2022 Marshall University Football

## Game Seven

**Marshall** (3-3, 0-2 SBC) at **James Madison** (5-1, 3-1)

Saturday, Oct. 22, 2022 - 3:30 p.m.  
Harrisonburg, Va. - Bridgeforth Stadium (25,000)  
Television: ESPN+  
Radio: Thundering Herd Sports Network  
Series: Third meeting (Marshall leads 2-0)

## Media Relations

**Rodney Kasey** is Marshall's Assistant Athletic Director for Digital Strategy and Brand Management. Contact Rodney for Thundering Herd football information and requests.

Work: 304-696-4660 Cell: 540-493-9234 E-mail: kaseyr@marshall.edu

## Online Resources

**HerdZone.com** - The official Marshall Athletics website. Rosters, record books, statistical information, etc., can be accessed here.

**SunBeltSports.org** - Statistics and online media guide are available here.

## Marshall University

Location .....Huntington, W.Va. (population 46,139)  
Founded .....1837  
Enrollment ..... 11,962  
Colors.....Green (PMS 354) and White  
Nickname .....Thundering Herd  
Mascot.....Marco the bison  
Stadium.....Joan C. Edwards Stadium  
Capacity ..... 30,475  
Year Opened..... 1991 (as Marshall University Stadium)  
Surface .....AstroTurf RootZone 3D3 Blend (installed 2022)  
Conference.....Sun Belt Conference (East Division)  
President..... Brad Smith  
NCAA Faculty Representative .....Dr. Karen McComas  
Athletic Director..... Christian Spears

## Marshall Football

Head Coach .....Charles Huff  
Alma Mater .....Hampton, 2005  
Record at Marshall .....10-9 (second season)  
Career Record ..... same

2021 Record.....7-6  
2021 Conference Record ..... 5-3, Conference USA  
2021 Bowl Game.....New Orleans Bowl (Louisiana 36, Marshall 21)

Offense..... Multiple  
Offensive Starters Returning/Lost.....5/6  
Defense ..... Multiple  
Defensive Starters Returning/Lost.....7/4



**ESPN+**

Play-by-Play - Curt Dudley  
Analyst - Vad Lee  
Sideline - Corey Spector



Pregame coverage along the West Virginia Lottery Thundering Herd Sports Network from Learfield begins two hours prior to the opening kickoff.

Play-by-Play ..... Steve Cotton (27th season)  
Analyst.....Mark Martin (12th season)  
Host/Producer .....Dave Wilson (10th season)  
Studio Host..... Ryan Stone (first season)  
Spotter/Statistician..... Jim Woodrum (25th season)

## Schedule

Date	Opponent	Time/Result
Sept. 3	NORFOLK STATE	W, 55-3
Sept. 10	at No. 8 Notre Dame	W, 26-21
Sept. 17	at Bowling Green	L, 34-31 (OT)
<b>Sept. 24</b>	<b>at Troy</b>	<b>L, 16-7</b>
Oct. 1	GARDNER-WEBB	W, 28-7
<b>Oct. 12</b>	<b>LOUISIANA (Wednesday)</b>	<b>L, 23-13</b>
<b>Oct. 22</b>	<b>at James Madison</b>	<b>3:30</b>
<b>Oct. 29</b>	<b>COASTAL CAROLINA</b>	<b>7:00</b>
<b>Nov. 5</b>	<b>at Old Dominion</b>	<b>TBA</b>
<b>Nov. 12</b>	<b>APPALACHIAN STATE</b>	<b>TBA</b>
<b>Nov. 19</b>	<b>at Georgia Southern</b>	<b>TBA</b>
<b>Nov. 26</b>	<b>GEORGIA STATE</b>	<b>TBA</b>

**bold** = Sun Belt game  
all times Eastern

# Weekly Snapshot



## Schedule

	Visitor	Home	Time
<b>Wednesday</b>	Georgia State	App State	7:30
<b>Thursday</b>	Troy	South Alabama	7:30
<b>Saturday</b>	ULM	Army	noon
	Marshall	James Madison	3:30
	Georgia Southern	Old Dominion	3:30
	Arkansas State	Louisiana	5:00
	Southern Miss	Texas State	5:00

## Standings

School	Conf.	Pct.	Overall	Pct.	Streak
<b>East Division</b>					
Old Dominion	2-0	1.000	3-3	.500	W1
Coastal Carolina	3-1	.750	6-1	.857	L1
James Madison	3-1	.750	5-1	.833	L1
Georgia State	1-1	.500	2-4	.333	W2
Georgia Southern	1-2	.333	4-3	.571	W1
App State	1-2	.333	3-3	.500	L1
Marshall	0-2	.000	3-3	.500	L1
<b>West Division</b>					
South Alabama	2-0	1.000	5-1	.833	W3
Troy	3-1	.750	5-2	.714	W4
Southern Miss	1-1	.500	3-3	.500	W1
Louisiana	1-2	.333	3-3	.500	W1
Texas State	1-2	.333	3-4	.429	L1
Arkansas State	1-3	.250	2-5	.286	L2
ULM	1-3	.250	2-5	.286	L3

## Notable Numbers

**35**

Rush attempts by Khalan Laborn against Gardner-Webb, the most by a Marshall player since Ahmad Bradshaw had 40 carries (for 261 yards, with five touchdowns) against Texas-El Paso in 2006.

**13**

Consecutive pass completions (vs. Norfolk State) for Henry Colombi to start his Marshall career.

**4**

The number of times in his 19 career games that Charles Huff's Herd teams have won the opening coin toss. The Thundering Herd has also lost two overtime coin tosses in that span, making Marshall's combined record 4-17 in this 50/50 proposition.

**1**

The number of Marshall players who have opened their Thundering Herd careers with back-to-back games of rushing for 100-plus yards - Khalan Laborn, who has now done so in his first six games.

## Run and Stop the Run

It's an adage as old as the game itself - teams that can run and stop the run usually find long-term success. Both Marshall and James Madison rank among the national leaders in both categories.

That's especially true on defense, where Saturday's game matches the top two run defenses, statistically, in the country.

James Madison is No. 1 in the nation in rushing defense, allowing an average of only 37.0 yards per game on the ground. Marshall's run defense is No. 2 in the nation, allowing an average of 77.3 yards per game.

On offense, JMU ranks No. 19 in the nation with its average of 212.7 yards per game, while Marshall checks in at 210.2 yards per game, which is No. 21.

# This Week's Game



**Marshall**  
at  
**James Madison**



Saturday's meeting will be the third between Marshall and James Madison, and the first since 1994. The Thundering Herd won both previous meetings, each of which was in a I-AA playoff game and played in Huntington.

## The Coaches

Marshall.....Charles Huff (Hampton, 2005)  
Career Record ..... 10-9 (second season)  
Record at Marshall ..... same

James Madison.....Curt Cignetti (WVU 1982)  
Career Record ..... 105-32 (12th season)  
Record at JMU.....38-6 (fourth season)

## Statistical Comparison (NCAA Rank)

	<b>Marshall</b>	<b>JMU</b>
Scoring Offense	26.7 (83)	43.2 (6)
Scoring Defense	17.3 (16)	20.0 (27)
Total Offense	399.0 (71)	519.7 (6)
Total Defense	290.7 (13)	288.7 (11)
Rushing Offense	210.2 (21)	212.7 (19)
Rushing Defense	77.3 (2)	37.0 (1)
Passing Offense	188.8 (112)	307.0 (19)
Passing Defense	213.3 (46)	251.7 (93)
Turnover Margin	(+0.67) (26)	(+0.33) (24)

## Series History

**Marshall 2**  
**James Madison 0**

The first Marshall vs. James Madison football game was played on Nov. 28, 1987 - Thanksgiving weekend, and in Marshall's very first NCAA Division I-AA playoff game. More than 15,500 people packed Fairfield Stadium to watch George Chaump's Thundering Herd down the Dukes 41-12.

Marshall jumped out to a 24-0 halftime lead, then blew things open in the third quarter with an 84-yard touchdown pass from Tony Petersen to Keith Baxter. Marshall's first playoff experience boosted the team all the way to the 1987 National Championship Game in Pocatello, Idaho - where the Thundering Herd fell by the score of 43-42 to Northeast Louisiana, which is now Sun Belt mate Louisiana-Monroe.

The second - and, until now, last - football meeting between the schools came in the quarterfinal round of the 1994 playoffs. Jim Donnan's Marshall squad needed overtime to defeat the Dukes, 28-21.

Marshall led JMU 14-7 with the Dukes driving for a potential game-tying touchdown early in the fourth quarter when Thundering Herd cornerback Melvin Cunningham intercepted a pass and returned it 100 yards for a touchdown.

The Dukes, however, rallied for two late touchdowns to tie the game 21-21 and force overtime.

On the Herd's overtime possession, Donnan called Chris Parker's number over and over again - Parker gained all 25 Marshall yards for the go-ahead score, including the last two yards when Donnan made the decision to go for it on fourth-and-one.

Then, on James Madison's possession, Marshall defensive back Thomas Maxwell batted away a fourth-down pass into the end zone to secure the Marshall victory.

Chris Parker, who carried the football for 153 yards and two touchdowns, surpassed Ron Darby (3,903 yards, 1986-89) to become the Herd's all-time rushing leader during the contest.

Marshall's defensive coordinator in that 1994 meeting was Mickey Matthews, who went on to become James Madison's head coach in 1999, leading the Dukes to a 109-71 record over 15 seasons and capturing the 2004 Division I-AA National Championship.

# Media Information

## Game Credentials

All requests for working press and broadcast credentials for the 2022 Marshall football season should be made through **Rodney Kasey**.

## Credential Distribution

Any credentials not picked up prior to game day will be at the media will call table, located at Gate B (west side, midfield) at Joan C. Edwards Stadium, starting two hours prior to kickoff.

## Parking

Parking will be accommodated on a space-available basis. The media parking lot is on 18th Street, two blocks west of Joan C. Edwards Stadium. To reach the 18th Street Lot, travel west along Third Avenue (a one-way street) and make your way to the left lane. There's a traffic light at 18th Street - turn left at that light. This puts you into the 18th Street Lot. **These spaces are normally used for handicap parking on the Marshall campus. This is not the case on game day - media members can park in these handicap spaces by displaying their parking pass on GAME DAY ONLY.** This same pass gives access to the Third Avenue Parking Garage, located across Third Avenue from the Cam Henderson Center (right lane as you travel along Third Avenue), if the 18th Street Lot fills up or if you simply prefer to park in the garage.

## Interview Availability

Monday - Coach Charles Huff and the other Sun Belt Conference head coaches will participate on a weekly news conference via Zoom, facilitated by the Sun Belt Conference. The entire news conference is scheduled to run from 11:30 a.m. to 1:08 p.m. eastern time, with Coach Huff's time slot from 12:54 to 1:04 p.m.

Tuesday - Marshall players are available for in-person interviews at noon in the team meeting room, located in the lower level of the Fred and Christine Shewey Building. Coach Charles Huff will then be available in the same room at 12:30 p.m.

## Post-Game Interviews

Coach Huff and Marshall players will be available for interviews after home games in the team meeting room, located in the lower level of the Fred and Christine Shewey Building.

## Statistics

Updated statistics are always available at Marshall's athletic website, HerdZone.com. You can find links on the football portion of the website for season statistics, players' career statistics, and the Marshall record book.

Live, in-game statistics are available via StatBroadcast.com. Paper copies of statistics will be available in the press box after each quarter.

## CollegePressBox.com

College Press Box is the official media website for Division I football. Game notes, statistics, quotes, media guides, etc., are available.

## Marshall Media Relations Staff




### Chuck McGill

Associate Athletic Director for External Engagement and Fan Experience  
mcgillc@marshall.edu  
Gameday location: field



### Rodney Kasey

Assistant Athletic Director for Digital Strategy and Brand Management  
kaseyr@marshall.edu  
Gameday location: field



### Cody Linn

Associate Director for Strategic Communications  
linnc@marshall.edu  
Gameday location: press box - stat crew

## Follow the Herd



@HerdFB



Herd\_FB



Marshall University Football

# We are ... Marshall



## Marshall University

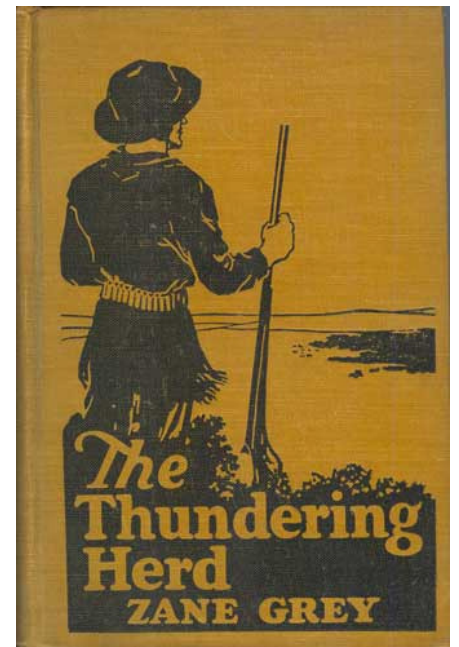
- Namesake: John Marshall, the fourth and longest serving (1801-1835) Chief Justice of the United States.
- 1837: Founded as Marshall Academy, when the region was still a part of Virginia.
- 1867: The West Virginia legislature created Marshall College, the State Normal School, which offered two-year teaching certificates.
- 1920: Began four-year degree programs.
- 1961: Attained University status.
- 2019: Granted Carnegie R2 status (Doctoral University, High Research).

## Thundering Herd

In the early 1900s, as Marshall established a varsity sports program, the school's teams were called the Big Green because of the color of their uniforms. In 1925, as Coach Trusty Tallman's powerful football team outscored the opposition by a combined 138-29 margin on its way to the inaugural West Virginia Conference championship, Huntington sportswriter Duke Ridgley dubbed the squad The Thundering Herd, based on a newly released novel by western adventure author Zane Grey.

Soon, rival sportswriter Doug Freutel countered by referring to Marshall teams as the Boogercats, which is what the Scottish immigrants in the Appalachian hills called mountain lions. Another movement sought to honor namesake John Marshall by calling the school's sports teams the Judges, but for the next 40 years most people used either the Big Green or the Thundering Herd when referring to Marshall.

In the fall of 1964, Marshall president Stewart Smith appointed a faculty-student committee to settle on an official school mascot. The final vote was taken on January 5, 1965, with 85 percent of the responses favoring Thundering Herd. The vote also set Kelly Green and White as the official school colors, while Big Green became the name of the athletic fundraising organization. Mercifully, Boogercats faded into obscurity.



## Marco the Bison

Not long after Duke Ridgley dropped the "Thundering Herd" moniker on Marshall's teams, students began crafting bison costumes to wear to games and eventually cartoonists were creating their versions in the local newspapers. In 1954 the school yearbook, *The Chief Justice*, named the bison Marco - short for Marshall College.

When Thundering Herd became the official nickname in 1965, a bison costume was ordered and, even though Marshall had by then gained University status, the name Marco stuck. Charles Evans was the first to wear the official mascot costume, at a basketball game against Bowling Green on March 6th of that year.

For a brief period in the 1970s a live buffalo made appearances during home games at Huntington's Fairfield Stadium, but he proved to be a bit hard to handle - and he also kept eating the Astro Turf. In 1990, Marco (with Allen Young in the costume) won the Universal Cheerleader's Association National Champion Mascot competition in San Antonio, Texas.

# We are ... Marshall

## Thundering Herd Football History

First year of football.....	1895
First official team with a coach.....	1903 (George Ford)
First game against a college team.....	Nov. 24, 1903 (Marshall 15, Shelton College 0)
All-Time record.....	593-538-35 (.524)
First year in FBS.....	1997
Highest FBS national ranking.....	No. 10 (AP and Coaches) - Final Polls of 1999
National Championships (NCAA Division I-AA).....	Two - 1992, 1996
National Runners-Up (NCAA Division I-AA).....	Four - 1987, 1991, 1993, 1995
NCAA Playoffs (NCAA Division I-AA).....	Eight - 1987, 1988, 1991, 1992, 1993, 1994, 1995, 1996
Conference Championships.....	Twelve - 1925, 1928, 1937, 1988, 1994, 1996, 1997, 1998, 1999, 2000, 2002, 2014
Bowl Games.....	18
Bowl Record.....	12-6 (.667)
Longest win streak.....	18 (1998-2000)
Longest home game win streak.....	33 (1996-2000)



**44 NFL  
Draft Picks**  
**71 NFL Players**



**Byron Leftwich**  
First Round, No. 7  
Jacksonville Jaguars  
2003 Draft



**Chad Pennington**  
First Round, No. 18  
New York Jets  
2000 Draft



**Randy Moss**  
First Round, No. 21  
Minnesota Vikings  
1998 Draft



Biletnikoff Award winner.....	Randy Moss, 1997
Campbell Trophy winner (Academic Heisman).....	Chad Pennington, 1999
Sammy Baugh Award winner.....	Chad Pennington, 1999
NCAA Division I-AA National Player of the Year.....	Mike Barber, 1988
Walter Payton Award winner.....	Michael Payton, 1992



**35 First-Team All-Americans**  
**82 Total All-Americans**  
**3 Academic All-Americans**



National Coach of the Year Awards.....	Jim Donnan, 1992 Jim Donnan, 1995 Bob Pruett, 1996 Bob Pruett, 1997
Conference MVP Awards.....	Nine
Conference Offensive Player of the Year Awards.....	Twelve
Conference Defensive Player of the Year Awards.....	Eight
Conference Special Teams Player of the Year Awards.....	Two
Conference Freshman of the Year Awards.....	Twelve
Conference Coach of the Year Awards.....	Four
National Player of the Week Awards.....	Nine
First Team All-Conference honors.....	269
Total All-Conference honors.....	568

# We are ... Marshall



**Frank Gatski**  
Marshall, 1941-42  
Enshrined, 1985



**Randy Moss**  
Marshall, 1996-97  
Enshrined, 2018




**Harry Young**  
Marshall, 1910-11  
Enshrined, 1958



**Jackie Hunt**  
Marshall, 1939-42  
Enshrined, 2004




**Coach Jim Donnan**  
Marshall, 1990-95  
Enshrined, 2009



**Michael Payton**  
Marshall, 1988-92  
Enshrined, 2015



**Troy Brown**  
Marshall, 1991-92  
Enshrined, 2010



**Mike Barber**  
Marshall, 1985-88  
Enshrined, 2005

# Coach Charles Huff



Charles Huff is in his second season as Marshall's head football coach. He was named to the position on January 17, 2021. Huff led his first Marshall squad to a 7-6 record and berth in the New Orleans Bowl. His reputation as a developer of nationally prominent players grew with the Freshman All-American honors earned by record-breaking Thundering Herd running back Rasheen Ali and All-Conference USA recognition earned by Ali, offensive linemen Will Ulmer and Alex Mollette, defensive backs Steven Gilmore and Micah Abraham, linebacker Abraham Beauplan, kick returner Jayden Harrison and a dozen more players who received honorable mention recognition. Defensive back Nazeeh Johnson became a seventh round draft pick of the Kansas City Chiefs.

An elite recruiter and developer of talent, Huff's proven track record bolstered head coach Nick Saban's Alabama staff for the 2019 and 2020 seasons, helping the Crimson Tide to the 2020 National Championship. He was named the 2020 National Recruiter of the Year by 247 Sports.

In his inaugural season in Tuscaloosa, Huff helped Najee Harris rush for a career-best 1,224 yards on 209 carries with 13 rushing touchdowns while catching 27 passes for 304 yards and seven more scores. Brian Robinson Jr. added 441 rushing yards and five scores while then-freshman Keilan Robinson added 254 yards and two touchdowns. In 2020, Harris was a consensus All-American who led the nation in total touchdowns (30), rushing touchdowns (26) and points (180). He also ranked third nationally in rushing yards (1,466) and holds the school record for total touchdowns (57), rushing touchdowns (46) and rushing yards (3,843).

Huff arrived in Tuscaloosa after one season (2018) as the assistant head coach, run-game coordinator and running backs coach at Mississippi State.

The native of Denton, Maryland, boasts boasts 17 years of coaching experience on both the NFL and college levels with stops at Penn State (2014-17), Western Michigan (2013), the Buffalo Bills (2012), Vanderbilt (2011), Hampton (2010), Maryland (2009) and Tennessee State (2006-08).

Huff spent four seasons (2014-17) as Penn State's running backs coach and special teams coordinator. He recruited and developed one of the game's most electrifying players in running back Saquon Barkley, who in 2018 became the highest drafted NFL running back since Reggie Bush went No. 2 overall in 2006.

Barkley, who was called with the second overall pick by the New York Giants in the 2018 draft, produced a dynamic rookie season, rushing for 1,307 yards and 11 touchdowns. He added 91 receptions for 721 yards and four more scores to amass 2,028 yards from scrimmage on his way to Offensive Rookie of the Year honors at season's end.

Numerous records fell at the running back position and on special teams under Huff's guidance at Penn State. Barkley, a 2017 consensus All-American, became the first Big Ten running back in history to win Offensive Player of the Year honors twice. A Walter Camp National Player of the Year finalist, Barkley ranked second nationally in all-purpose yards in 2017 (2,329).

The 2016 campaign saw the Nittany Lions claim the Big Ten Championship and it was Huff who mentored two record-breakers. Barkley broke the Penn State sophomore record for rushing yards (1,496), all-purpose yards (1,972) and points scored (132), while junior kicker Tyler Davis collected All-Big Ten first-team honors after tying the league's single-season record for kicking points (128) and breaking the school record for field goals by a junior (22) and consecutive field goals made (18).

Huff recruited Barkley to Penn State, and his freshman season of 2015 was spectacular. The Freshman All-American broke the school's single-season freshman rushing record with 1,076 yards. He was named the Big Ten Network's Big Ten Freshman of the Year in the process.

Huff graduated in 2005 from Hampton University where he served as a team captain, starting 12 games at center as a senior in 2005. He also played guard, fullback and tight end in his career.

Huff resides in Huntington with his wife Jessica and their sons, BJ and Beau.

**Hometown:** Denton, Maryland

**High School:** North Carolina

**Alma Mater:** Hampton (2005)

**Year in Coaching:** 17th

**Wife:** Jessica

**Children:** BJ and Beau

## Huff's Coaching History

Year	School	Position
2021-present	Marshall	Head Coach
2019-20	Alabama	Associate Head Coach/Running Backs
2018	Mississippi State	Assistant Head Coach/Running Backs
2014-17	Penn State	Special Teams Coordinator/Running Backs
2013	Western Michigan	Running Backs
2012	Buffalo Bills	Assistant Running Backs
2011	Vanderbilt	Offensive Quality Control
2010	Hampton	Offensive Line
2009	Maryland	Assistant Offensive Line
2007-08	Tennessee State	Special Teams Coordinator/Tight Ends
2006	Tennessee State	Offensive Line
2005	Hampton	Graduate Assistant

# Marshall Coaching Staff



**Jovon Bouknight** (juh VON BO night)  
Pass Game Coordinator/Wide Receivers  
16th year in coaching, first year at Marshall

- » alma mater: Wyoming, 2006
- » Gameday location: field
- » 2005 Biletnikoff Award finalist at Wyoming.
- » previous coaching stops: Kentucky, Oregon, Texas Tech, Utah State, Wyoming.



**Johnathan Galante** (guh LAHN tay)  
Special Teams Coordinator  
6th year in coaching, first year at Marshall

- » alma mater: Virginia Tech, 2017
- » Gameday location: field
- » Linebacker at Virginia Tech.
- » previous coaching stops: Alabama, Virginia Tech



**Lance Guidry** (GID ree)  
Defensive Coordinator/Safeties  
28th year in coaching, second year at Marshall

- » alma mater: McNeese State, 1995
- » Gameday location: field
- » our-year starting defensive back at McNeese State; two-time All-Southland Conference.
- » previous coaching stops: Florida Atlantic, Southeastern Louisiana, McNeese State, WKU, Miami (Ohio)
- » Head Coach at McNeese State, 2016-18 (21-12)



**Chevis Jackson** (SHEV us)  
Cornerbacks  
6th year in coaching, first year at Marshall

- » alma mater: Louisiana State, 2012
- » Gameday location: field
- » Defensive back at LSU, third-round draft pick of Atlanta Falcons; played three seasons in the NFL.
- » previous coaching stops: Kansas, Ball State, LSU, South Alabama



**Bill Legg**  
Associate Head Coach/Offensive Line  
37th year in coaching, 12th year at Marshall

- » alma mater: West Virginia, 1985
- » Gameday location: box
- » Four-year starting center at West Virginia University.
- » previous coaching stops: WVU, Mercer, Miss. State, FIU, Purdue, VMI, Eastern Illinois, WV Tech



**Telly Lockette** (LOCK it)  
Run Game Coordinator/Running Backs  
20th year in coaching, second year at Marshall

- » alma mater: Idaho State, 1998
- » Gameday location: field
- » Two-time All-American linebacker at Idaho State; member of the Idaho State Hall of Fame.
- » previous coaching stops: Miami, Florida State, Oregon State, South Florida



**Shannon Morrison**  
Assistant Head Coach/Linebackers  
28th year in coaching, 8th year at Marshall

- » alma mater: Marshall, 1995
- » Gameday location: field
- » Team captain and All-Conference safety at Marshall. Member of 1992 I-AA National Champions.
- » previous coaching stops: Eastern Kentucky, Ball State, Cincinnati, Memphis, Bowling Green, Lehigh, Southeast Missouri, Hampden-Sydney, Sam Houston



**Ralph Street**  
Defensive Line  
21st year in coaching, second year at Marshall

- » alma mater: Marshall, 2001
- » Gameday location: field
- » Team captain and first-team ALL-MAC defensive end at Marshall; played on three MAC championship teams and won four bowl games.
- » previous coaching stops: Florida A&M, Prairie View, U.S. Air Force Prep



**Clint Trickett** (TRICK it)  
Offensive Coordinator/Quarterbacks  
8th year in coaching, second year at Marshall

- » alma mater: Florida State, 2012
- » Gameday location: box
- » Davey O'Brien Award semifinalist as a quarterback at West Virginia University.
- » previous coaching stops: Florida Atlantic, East Mississippi CC

# 2022 Marshall Roster

## Alphabetical

6	Abraham, Micah	DB
0	Ahmed, Shadeed	WR
22	Ali, Rasheen	RB
86	Allen, Timothy	WR
2	Alston, Elijah	DL
25	Anderson, J'Coryan	LB
48	Appio, Zach	LS
56	Balogun, Emmanuel	DL
89	Barber Jr., Damion	DL
33	Beasley, Jaylon	LB
7	Beauplan, Abraham	LB
30	Bell, Tyriek	LB
40	Blankenship, Beau	TE
9	Bobo, Jace	LB
47	Bosset, Matthew	LS
10	Bowers, Joshua	DB
97	Bowyer, Kenyon	K
37	Brown, Brogan	LB
44	Burns, Hunter	LS
84	Burti, Caden	WR
0	Burton, Sam	DL
59	Bush, Immanuel	DL
23	Calomese, Jordan	DL
90	Carpenter, Esaias	DL
94	Coffman, Jayshaun	DL
3	Colombi, Henry	QB
85	Coombs, Caleb	WR
31	Cumberlander, Koby	DL
6	Cunningham, Cade	QB
49	Curylo, Cian	LB
52	Driskell, Ethan	OL
97	Elrod, Gabe	DL
14	Fancher, Cam	QB
54	Fauchoux, Steven	OL
11	Foster Jr., Dan	LB
53	Fraley, Trent	OL
7	Gammage, Corey	WR
16	Gibson Jr., DeMarco	DB
99	Gibson Sr., Isaiah	DL
3	Gilmore, Steven	DB
24	Gordon, Isaiah	RB
1	Gray, Charlie	LB
4	Green-McKnight, Jadarius	DB
12	Grubbs, Gabriel	DB
15	Harrison, Chase	QB
2	Harrison, Jayden	WR
17	Hart Jr., Leon	LB
51	Hatton, Sherman	DL
14	Henderson, Jacobie	S
77	Hicks-Bittner, Tristen	OL
41	Hill, D'Yoni	DB
55	Holler, Trent	OL
52	Hopkins, Jabarrek	DL
29	Horton, Caleb	DB
13	Horton, E.J.	WR
71	Howard, Chase	OL
50	Hurst, Tyshawn	OL
28	Jackson, Dink	DB
21	Jackson, E.J.	S
44	Johnson, Jayden	S
67	Johnson, Caden	OL
27	Jones, Maurice	RB
1	Keaton, Talik	WR
46	King, Asher	P
79	Kirkendoll, Jacob	OL
8	Laborn, Khalan	RB
51	Lawson, Tim	OL
5	Leggs, TyQaze	DL
35	Marshall, Jackson	LB
11	Marshall Jr., Stacey	TE
22	Martin, Kerion	S
45	McConnell, John	P
29	McElroy, DeMarcus	RB
18	McGhee, A.G.	DB
5	McMillan, Caleb	WR

No.	Name	Pos.	Ht.	Wt.	Cl.	Hometown/Last School
0	Shadeed Ahmed	WR	6-0	174	R-Jr	Richmond, Texas/Navarro College
0	Sam Burton	DL	6-2	247	R-Jr	Boca Raton, Fla./Spanish River
1	Charlie Gray	LB	6-3	214	6-Yr	Edwardsville, Kansas/Butler County CC
1	Talik Keaton	WR	6-0	191	R-Jr	Sarasota, Fla./Booker
2	Elijah Alston	DL	6-3	264	R-So	Chesapeake, Va./Oscar Smith
2	Jayden Harrison	WR	5-11	201	R-So	Antioch, Tenn./Vanderbilt
3	Henry Colombi	QB	6-3	220	R-Sr	Fort Lauderdale, Fla./Texas Tech
3	Steven Gilmore	DB	6-0	170	Sr	Rock Hill, S.C./South Pointe
4	Jadarius Green-McKnight	DB	5-11	201	R-Fr	Fort Myers, Fla./Florida State
5	TyQaze Leggs	DL	6-3	296	R-So	La Vergne, Tenn./Austin Peay
5	Caleb McMillan	WR	6-3	201	R-Jr	Orlando, Fla./Bishop Moore
6	Micah Abraham	DB	6-2	179	R-Jr	Tampa, Fla./East Lake
6	Cade Cunningham	QB	6-4	195	R-Fr	Wake Forest, N.C./Heritage
7	Abraham Beauplan	LB	6-2	235	R-Sr	Boynton Beach, Fla./Navarro College
7	Corey Gammage	WR	6-4	220	R-Jr	Delray Beach, Fla./Atlantic Community
8	Khalan Laborn	RB	5-11	212	6-Yr	Virginia Beach, Va./Florida State
8	Isaiah Norton	S	6-1	205	6-Yr	Memphis, Tenn./Austin Peay
9	Bryan Robinson	WR	6-1	202	R-So	West Palm Beach, Fla./Palm Beach Central
9	Jace Bobo	LB	6-1	221	R-Sr	Houston, Texas/Northern Colorado
10	Joshua Bowers	DB	6-0	187	R-Sr	Bradenton, Fla./Navarro College
10	Charles Montgomery	WR	5-11	188	R-Fr	Seffner, Fla./Armwood
11	Dan Foster Jr.	LB	6-3	220	R-So	Riviera Beach, Fla./Dwyer
11	Stacey Marshall Jr.	TE	6-5	257	R-Sr	Montgomery, Ala./Arizona
12	Gabriel Grubbs	DB	6-0	192	Fr	Dallas, Texas/Dallas Christian
12	Cole Pennington	QB	6-2	207	Fr	Versailles, Ky./Sayre
13	E.J. Horton	WR	6-0	180	R-So	Louisville, Ky./Palmetto Academy
13	Daytione Smith	DB	6-3	184	R-So	East Highland Park, Va./Highland Springs
14	Cam Fancher	QB	6-1	195	R-Fr	Huber Heights, Ohio/Wayne
14	Jacobie Henderson	S	5-10	198	Fr	Charlotte, N.C./Catawba Ridge
15	Chase Harrison	QB	6-2	194	Fr	Centerville, Ohio/Centerville
16	DeMarco Gibson Jr.	DB	6-0	200	Fr	Waycross, Ga./Ware County
16	Zion Odoms	WR	6-3	180	Fr	Macon, Ga./Northeast
17	Leon Hart Jr.	LB	6-1	218	Fr	Miami, Fla./Edison
17	Peter Zamora	QB	6-0	196	Fr	Anderson, S.C./Westside
18	A.G. McGhee	DB	5-9	179	Fr	ChIPLEY, Fla./ChIPLEY
19	Stone Scarcelle	WR	6-1	201	6-Yr	Royersford, Pa./Spring-Ford
19	Anthony Watts	DL	6-4	294	Grad	Houston, Texas/Purdue
20	Andre Sam	S	6-1	180	6-Yr	Iowa, La./McNeese State
21	E.J. Jackson	S	6-2	187	R-Jr	Belle Glade, Fla./Glades Central
22	Rasheen Ali	RB	6-0	211	R-So	Cleveland, Ohio/Shaker Heights
22	Kerion Martin	S	6-2	211	R-So	Charleston, W.Va./Capital
23	Jordan Calomese	DL	6-4	250	So	Bay Saint Louis, Miss./Ms. Gulf Coast CC
23	Antonio Robinson	WR	6-3	186	Fr	Melissa, Texas/Melissa
24	Isaiah Gordon	RB	6-1	213	Fr	Daytona Beach, Fla./Mainland
24	Eli Neal	LB	6-2	228	Jr	Memphis, Tenn./White Station
25	J'Coryan Anderson	LB	6-2	232	R-Jr	Knoxville, Tenn./Fulton
25	Anthony Turner	RB	6-1	188	Fr	Richmond, Va./Life Christian
26	Dainsus Miller	DB	5-8	166	Fr	Fairburn, Ga./Creekside
27	Maurice Jones	RB	5-9	198	Fr	Miami, Fla./Killian
27	Cameron Moore	DB	6-0	181	R-Fr	Allentown, N.J./East Coast Prep
28	Dink Jackson	DB	6-2	185	R-Fr	Melbourne, Fla./Ole Miss
28	Ethan Payne	RB	6-1	213	So	Poca, W.Va./Poca
29	Caleb Horton	DB	6-2	187	R-Fr	Nashville, Tenn./Ensworth
29	DeMarcus McElroy	RB	5-7	183	Fr	Youngstown, Ohio/Ursuline
30	Tyriek Bell	LB	6-2	217	R-Sr	Blythewood, S.C./Saddleback College
30	Jack Stakem	WR	5-11	173	R-So	Wheeling, W.Va./Wheeling Park
31	Josh McTier	DB	5-11	164	R-Jr	Washington, D.C./Friendship Collegiate Academy
32	Koby Cumberlander	DL	6-3	235	R-Sr	Roswell, Ga./Roswell
33	Jaylon Beasley	LB	6-0	170	Jr	Duluth, Ga./Denmark
34	Andrew Morris	LB	6-2	223	Fr	Gilbert, Ariz./Mesquite
35	Jackson Marshall	LB	6-1	214	Fr	Lexington, Ky./Sayre
36	James Smyre	LB	6-2	221	Fr	Columbus, Ga./Central-Phenix
37	Brogan Brown	LB	6-0	215	Fr	Hurricane, W.Va./Hurricane
38	Javontae Woods	S	6-0	170	Fr	Baltimore, Md./St. Frances Academy
39	Hagan Stephenson	S	6-2	170	R-Fr	Eugene, Oregon/Marist Catholic
40	Beau Blankenship	TE	6-3	227	Fr	Hillsboro, Ohio/Paint Valley
41	D'Yoni Hill	DB	6-2	175	Fr	Gainesville, Fla./Gainesville
42	Zander Schmidt	LB	6-0	190	Fr	Proctorville, Ohio/Fairland
44	Hunter Burns	LS	6-0	207	R-Fr	Charleston, W.Va./South Charleston
44	Jaydyn Johnson	S	6-2	205	So	Milton, W.Va./Cabell Midland
45	John McConnell	P	6-3	188	R-Fr	Morgantown, W.Va./Morgantown
46	Asher King	P	6-2	206	Fr	Westfield, Ind./Heritage Christian
47	Matthew Bosset	LS	6-2	213	R-Fr	Ormond Beach, Fla./Seabreeze
48	Zach Appio	LS	5-11	209	6-Yr	Normal, Ill./Central Catholic
49	Cian Curylo	LB	6-2	205	Fr	Little Silver, N.J./Red Bank
50	Tyshawn Hurst	OL	6-4	280	R-Jr	Compton, Calif./Snow College

# 2022 Marshall Roster

No.	Name	Pos.	Ht.	Wt.	Cl.	Hometown/Last School
51	Sherman Hatton	DL	6-2	285	R-Fr	Washington, D.C./Bishop McNamara
51	Tim Lawson	OL	6-5	292	R-Fr	Riverdale, Md./Louisville
52	Ethan Driskell	OL	6-9	310	R-Jr	Louisville, Ky./Holy Cross
52	Jabarrek Hopkins	DL	6-4	300	Fr	Greenville, Fla./Independence CC
53	Trent Fraley	OL	6-1	296	Fr	Coraopolis, Pa./Moon Area
54	Steven Faucheux	OL	6-5	291	R-So	Liberty Township, Ohio/Purdue
55	Trent Holler	OL	6-2	303	R-So	Latrobe, Pa./East Carolina
55	Owen Porter	DL	6-3	240	R-Jr	Huntington, W.Va./Spring Valley
56	Emmanuel Balogun	DL	6-7	269	So	Oshogbo, Nigeria/Fork Union
56	Kendrick Sartor	OL	6-7	317	6-Yr	Cincinnati, Ohio/Princeton
57	Eric Meeks	OL	6-2	300	R-Fr	Cincinnati, Ohio/Penn
58	Joe Murray	DL	6-4	231	R-So	Huntingtown, Md./Bowie State
58	Cedrice Paillant	OL	6-4	325	Sr	New Rochelle, N.Y./Rutgers
59	Immanuel Bush	DL	6-1	303	R-So	Lancaster, S.C./Lancaster
60	Jeremiah Orr	OL	6-5	330	R-So	Pineland, S.C./Valparaiso
62	Charlie Veltri	OL	6-0	278	Fr	Fort Mill, S.C./Fort Mill
63	Conner Yazell	OL	6-2	233	Fr	Paris, Ky./Bourbon County
64	Kayden Richardson	OL	6-1	278	Fr	Alpharetta, Ga./Milton
65	Logan Osburn	OL	6-3	300	R-So	Ona, W.Va./Cabell Midland
66	Gauge Samson	OL	6-3	307	Fr	Zanesville, Ohio/Maysville
67	Caden Johnson	OL	6-3	330	Fr	Hurricane, W.Va./Hurricane
68	Dalton Tucker	OL	6-7	320	R-Jr	Paris, Ky./Bourbon County
69	Jack Murphy	OL	6-4	291	R-Fr	Fairfax, Va./Fork Union
70	Jalen Slappy	OL	6-3	314	Fr	Columbus, Ohio/Eastmoor Academy
71	Chase Howard	OL	6-1	262	Fr	Pataskala, Ohio/Licking Heights
76	Tariq Montgomery	OL	6-4	295	Fr	Akron, Ohio/St. Vincent-St. Mary
77	Tristen Hicks-Bittner	OL	6-5	307	R-So	Wheeling, W.Va./Wheeling Park
78	Matthew Yushak	OL	6-5	274	Fr	Woodstock, Ga./River Ridge
79	Jacob Kirkendoll	OL	6-5	262	6-Yr	Salt Rock, W.Va./Lincoln County
80	Cam Pedro	WR	5-10	165	Fr	Suwanee, Ga./Collins Hill
81	Toby Payne	TE	6-3	225	Fr	Poca, W.Va./Poca
82	Sean Sallis	TE	6-4	216	Fr	Carrollton, Texas/Creekview
83	Devin Miller	TE	6-3	234	6-Yr	Metuchen, N.J./Metuchen
84	Caden Burti	WR	6-1	188	Fr	Marlton, N.J./Cherokee
85	Caleb Coombs	WR	5-11	186	R-Fr	Leesburg, Va./St. John's College HS
86	Timothy Allen	WR	6-0	175	R-Jr	Capitol Heights, Md./Bowie State
87	Sean Reese	WR	6-0	175	Fr	Lawrenceville, Ga./Mountain View
88	Rahmod Smith	TE	6-5	239	R-Jr	Florida City, Fla./Florida Atlantic
89	Damion Barber Jr.	DL	6-3	285	R-Sr	Harrisburg, Pa./Austin Peay
89	Marcus Velez	TE	6-6	252	R-So	East Setauket, N.Y./Nassau CC
90	Esaias Carpenter	DL	6-4	293	6-Yr	Wichita, Kansas/Butler CC
90	Rece Verhoff	K	5-9	180	Fr	Columbus Grove, Ohio/Columbus Grove
91	Elijah Russell	DL	6-5	222	Fr	Ocala, Fla./Trinity Catholic
93	C.J. Miller	DL	6-4	238	R-Fr	Thousand Oaks, Calif./Chaminade
94	Jayshawn Coffman	DL	6-5	284	R-So	Lexington, Ky./Frederick Douglass
95	Harshan Sachdeva	DL	6-4	251	R-So	Bakersfield, Calif./New Mexico
97	Kenyon Bowyer	K	5-9	185	R-Jr	Sacramento, Calif./Sierra College
97	Gabe Elrod	DL	6-3	315	R-So	Graceville, Fla./Troy
98	Sean Meisler	K	5-9	156	R-Fr	Jacksonville, Fla./Bishop Kenney
99	Isaiah Gibson Sr.	DL	6-3	310	R-So	Springfield, Ohio/Kentucky
31	McTier, Josh	DB				
57	Meeks, Eric	OL				
98	Meisler, Sean	K				
93	Miller, C.J.	DL				
26	Miller, Dainsus	DB				
83	Miller, Devin	TE				
10	Montgomery, Charles	WR				
76	Montgomery, Tariq	OL				
27	Moore, Cameron	DB				
34	Morris, Andrew	LB				
69	Murphy, Jack	OL				
58	Murray, Joe	DL				
24	Neal, Eli	LB				
8	Norman, Isaiah	S				
16	Odoms, Zion	WR				
60	Orr, Jeremiah	OL				
65	Osburn, Logan	OL				
58	Paillant, Cedrice	OL				
28	Payne, Ethan	RB				
81	Payne, Toby	TE				
80	Pedro, Cam	WR				
12	Pennington, Cole	QB				
55	Porter, Owen	DL				
87	Reese, Sean	WR				
64	Richardson, Kayden	OL				
23	Robinson, Antonio	WR				
9	Robinson, Bryan	WR				
91	Russell, Elijah	DL				
95	Sachdeva, Harshan	DL				
82	Sallis, Sean	TE				
20	Sam, Andre	S				
66	Samson, Gauge	OL				
56	Sartor, Kendrick	OL				
19	Scatelle, Stone	WR				
42	Schmidt, Zander	LB				
70	Slappy, Jalen	OL				
88	Smith, Rahmod	TE				
13	Smith, Daytione	DB				
36	Smyre, James	LB				
30	Stakem, Jack	WR				
39	Stevenson, Hagan	S				
68	Tucker, Dalton	OL				
25	Turner, Anthony	RB				
89	Velez, Marcus	TE				
62	Veltri, Charlie	OL				
90	Verhoff, Rece	K				
19	Watts, Anthony	DL				
38	Woods, Javontae	S				
63	Yazell, Conner	OL				
78	Yushak, Matthew	OL				
17	Zamora, Peter	QB				

## Pronunciation Guide

0 - Shadeed Ahmed (shuh DEED ah MED)	30 - Jack Stakem (STAKE um)	84 - Caden Burti (BURT ee)
1 - Talik Keaton (tuh LEEK)	36 - James Smyre (SMY ree)	88 - Rahmod Smith (ruh MOD)
3 - Henry Colombi (kuh LUM bee)	41 - D'Yoni Hill (dee ON ee)	90 - Esaias Carpenter (uh SIGH us)
5 - TyQaze Leggs (ty kwez)	47 - Matthew Bosset (BOSS it)	90 - Rece Verhoff (VEER hof)
7 - Abraham Beauplan (BO plan)	48 - Zack Appio (APP ee oh)	94 - Jayshawn Coffman (JAY shawn)
7 - Corey Gammage (GAM ij)	50 - Tyshaun Hurst (TY shawn)	95 - Harshan Sachdeva (HAR shahn sack DEE vuh)
8 - Khalan Laborn (KAY lin LAY burn)	52 - Ethan Driskell (DRIS kul)	97 - Kenyon Bowyer (BOY er)
13 - Daytione Smith (DAY twan)	54 - Steven Faucheux (FO SHAY)	98 - Sean Meisler (MIZE ler)
17 - Peter Zamora (zuh MORE uh)	56 - Emmanuel Balogun (buh LOW gun)	
19 - Stone Scarcelle (scar SELL ee)	56 - Kendrick Sartor (SAR TOR)	<b>Coaches</b>
22 - Kerion Martin (CARE ee on)	58 - Cedrice Paillant (seh DREECE PAY lint)	Jovon Bouknight (juh VON BO night)
23 - Jordan Calomese (CAL uh meez)	62 - Charlie Veltri (VEL tree)	Chevis Jackson (SHEV us)
25 - J'Coryan Anderson (juh CORE ee un)	76 - Tariq Montgomery (tuh REEK)	Telly Lockette (LOCK it)
26 - Dainsus Miller (DANE sus)	78 - Matthew Yuschak (YOU shack)	
30 - Tyriek Bell (ty REEK)	82 - Sean Sallis (SAL iss - short A, like PAL)	

# Marshall Depth Chart

## Offense

	No.	Name	Class	Height	Weight
QB	3	Henry Colombi	R-Sr.	6-3	220
	14	Cam Fancher	R-Fr.	6-1	195
	17	Peter Zamora	Fr.	6-0	196
RB	8	Khalan Laborn	6-Sr.	5-11	212
	28	Ethan Payne	So.	6-1	213
X-WR	7	Corey Gammage	R-Jr.	6-4	220
	9	Bryan Robinson	R-So.	6-1	202
	19	Stone Scarcelle	6-Sr.	6-1	201
Z-WR	10	Charles Montgomery	R-Fr.	5-11	182
	5	Caleb McMillan	R-Jr.	6-3	201
	0	Shadeed Ahmed	R-Jr.	6-0	174
A-WR	1	Talik Keaton	R-Jr.	6-1	191
	2	Jayden Harrison	R-So.	5-11	201
	85	Caleb Coombs	R-Fr.	5-11	186
TE	83	Devin Miller	6-Sr.	6-3	234
	11	Stacey Marshall Jr.	R-Sr.	6-5	257
	81	Toby Payne	Fr.	6-3	225
LT	52	Ethan Driskell	R-Jr.	6-9	314
	50	Tyshawn Hurst	R-Jr.	6-4	290
LG	58	Cedrice Paillant	R-Sr.	6-4	325
	55	Trent Holler	R-So.	6-2	311
C	65	Logan Osburn	R-So.	6-3	300
	57	Eric Meeks	R-Fr.	6-2	276
RG	68	Dalton Tucker	R-Jr.	6-7	325
	77	Tristen Bittner	R-So.	6-5	320
RT	56	Kendrick Sartor	6-Sr.	6-7	316
	76	Tariq Montgomery	Fr.	6-4	295

## Defense

	No.	Name	Class	Height	Weight
DL	32	Koby Cumberlander	R-Sr.	6-3	235
	0	Sam Burton	R-Jr.	6-2	247
	56	Emmanuel Balogun	So.	6-7	269
DL	89	Damion Barber Jr.	R-Sr.	6-3	285
	19	Anthony Watts	Grad	6-4	294
	94	Jayshawn Coffman	R-So.	6-5	284
DL	99	Isaiah Gibson	R-So.	6-3	310
	59	Immanuel Bush	R-So.	6-1	303
	90	Esaias Carpenter	6-Sr.	6-4	293
DL	55	Owen Porter	R-Jr.	6-3	240
	2	Elijah Alston	R-So.	6-3	264
	23	Jordan Calomese	So.	6-4	250
LB	7	Abraham Beauplan	R-Sr.	6-2	235
	9	Jace Bobo	R-Sr.	6-1	221
	11	Dan Foster	R-So.	6-3	220
LB	24	Eli Neal	Jr.	6-2	228
	25	J'Coryan Anderson	R-Jr.	6-2	232
LB	1	Charlie Gray	6-Sr.	6-3	214
	30	Tyriek Bell	R-Sr.	6-2	217
or Nickel	4	Jadarius Green-McKnight	R-Fr.	5-11	201
	22	Kerion Martin	R-So.	6-2	211
DB	3	Steven Gilmore	Sr.	6-0	170
	10	Joshua Bowers	R-Sr.	6-0	187
DB	20	Andre Sam	6-Sr.	6-1	180
	21	E.J. Jackson	R-Jr.	6-2	187
DB	8	Isaiah Norman	6-Sr.	6-1	205
	4	Jadarius Green-McKnight	R-Fr.	5-11	201
DB	6	Micah Abraham	R-Jr.	6-2	179
	13	Daytione Smith	R-So.	6-3	184

## Special Teams

Kickoffs	90	Rece Verhoff	Fr.	5-9	180	Holder	45	John McConnell	R-Fr.	6-3	188
	98	Sean Meisler	R-Fr.	5-9	156		Kickoff Returns	2	Jayden Harrison	R-So.	5-11
Place Kicks	90	Rece Verhoff	Fr.	5-9	180			5	Caleb McMillan	R-Jr.	6-3
	98	Sean Meisler	R-Fr.	5-9	156	Punt Returns	1	Talik Keaton	R-Jr.	6-1	191
Punter	45	John McConnell	R-Fr.	6-3	188			85	Caleb Coombs	R-Fr.	5-11
	90	Rece Verhoff	Fr.	5-9	180	Snapper	48	Zach Appio	6-Sr.	5-11	209
47	Matthew Bosset	R-Fr.	6-2	213							

# Marshall Lineups

## 2022 Starting Lineups - Offense

Opponent	X-WR	Z-WR/TE	A-WR	TE	LT	LG	C	RG	RT	QB	RB
Norfolk State	Gammage	Keaton	Montgomery	Miller	Driskell	Holler	Osburn	Tucker	Sartor	Colombi	Laborn
at Notre Dame	Gammage	Keaton	Montgomery	Miller	Driskell	Holler	Osburn	Tucker	Sartor	Colombi	Laborn
at Bowling Green	Gammage	Keaton	Montgomery	Miller	Driskell	Paillant	Osburn	Tucker	Sartor	Colombi	Laborn
at Troy	Gammage	Keaton	McMillan	Miller	Driskell	Holler	Osburn	Tucker	Sartor	Colombi	Laborn
Gardner-Webb	Gammage	Marshall	McMillan	Miller	Driskell	Paillant	Osburn	Tucker	Sartor	Colombi	Laborn
Louisiana	Gammage	Keaton	Montgomery	Miller	Driskell	Paillant	Osburn	Tucker	Sartor	Colombi	Laborn
at James Madison											
Coastal Carolina											
at Old Dominion											
Appalachian State											
at Georgia Southern											
Georgia State											

## 2022 Starting Lineups - Defense

Opponent	DE	DT	DT	DE	STUD/NICK	MIKE	WILL	SS	FS	CB	CB
Norfolk State	Cumberlander	Bush	Watts	Porter	Green-McK	Neal	Beauplan	Sam	Norman	Gilmore	Abraham
at Notre Dame	Cumberlander	Bush	Gibson	Porter	Green-McK	Neal	Beauplan	Sam	Norman	Gilmore	Abraham
at Bowling Green	Cumberlander	Alston	Gibson	Porter	Gray	Neal	Beauplan	Sam	Green-McK	Gilmore	Abraham
at Troy	Cumberlander	Barber	Gibson	Porter	Gray	Neal	Beauplan	Sam	Green-McK	Gilmore	Abraham
Gardner-Webb	Cumberlander	Barber	Gibson	Porter	Gray	Neal	Beauplan	Sam	Green-McK	Gilmore	Abraham
Louisiana	Cumberlander	Barber	Gibson	Porter	Gray	Neal	Beauplan	Sam	Norman	Gilmore	Abraham
at James Madison											
Coastal Carolina											
at Old Dominion											
Appalachian State											
at Georgia Southern											
Georgia State											

## Start Chart (at Marshall)

Offense		2022	streak	career	Defense		2022	streak	career	Specialists		2022	streak	career
Shadeed Ahmed	WR	0	0	6	Micah Abraham	DB	6	17	27	Zach Appio	LS	6	29	29
Rasheen Ali	RB	0	0	12	Elijah Alston	DL	1	0	6	John McConnell	P	5	0	5
Henry Colombi	QB	6	6	6	Damion Barber Jr.	DL	3	3	3	Rece Verhoff	K	6	6	6
Ethan Driskell	OL	6	6	6	Abraham Beauplan	LB	6	13	24					
Corey Gammage	WR	6	12	26	Joshua Bowers	DB	0	0	1					
Jayden Harrison	WR	0	0	3	Sam Burton	DL	0	0	1					
Trent Holler	OL	3	0	3	Immanuel Bush	DL	2	0	2					
Talik Keaton	WR	5	1	22	Esaias Carpenter	DL	0	0	8					
Khalan Laborn	RB	6	6	6	Jayshaun Coffman	DL	0	0	1					
Stacey Marshall Jr.	TE	1	0	1	Koby Cumberlander	DL	6	7	22					
Caleb McMillan	WR	2	0	2	Isaiah Gibson	DL	5	5	5					
Devin Miller	TE	6	6	18	Steven Gilmore	DB	6	31	34					
Charles Montgomery	WR	4	1	4	Charlie Gray	LB	4	4	8					
Logan Osburn	OL	6	6	12	Jadarius Green-McKnight	DB	5	0	5					
Cedrice Paillant	OL	3	2	3	E.J. Jackson	DB	0	0	4					
Kendrick Sartor	OL	6	19	19	TyQaze Leggs	DL	0	0	1					
Stone Scarcelle	WR	0	0	2	Eli Neal	LB	6	29	29					
Dalton Tucker	OL	6	7	10	Isaiah Norman	DB	3	1	3					
					Owen Porter	DL	8	9	10					
					Andre Sam	DB	6	6	6					
					Anthony Watts	DL	1	0	1					

# Broadcast Helper

## Quarterbacks

When two-year starter Grant Wells transferred to Virginia Tech following the 2021 season, the only Thundering Herd quarterback on the roster with any college experience was Cam Fancher, who had played sparingly in 2021. Fancher saw action in two games (against North Carolina Central and Florida International), and preserved his redshirt status. Henry Colombi came to Marshall as a graduate transfer from Texas Tech. After a training camp competition between Colombi and Fancher, on August 25 Coach Huff announced that Colombi would be the starting quarterback. Colombi has started every game this season, while Fancher has also played in each game.

<b>3</b>	<p><b>Henry Colombi</b> (kuh LUM bee) class: R-Sr. height: 6-3 weight: 220 Fort Lauderdale, Fla. (Chaminade Madonna)</p>	<p style="text-align: center;"><b>Marshall Career Highs</b></p> <p>pass attempts: 34, at Bowling Green pass completions: 23, at Bowling Green pass yards: 338, at Bowling Green touchdown passes: 2, twice longest pass: 78, at Bowling Green (to McMillan) rush attempts: 9, at Bowling Green rush yards: 9, at Notre Dame rush touchdowns: 0 longest rush: 11, at Bowling Green</p>	<p>No. 3 in the nation with a .732 pass completion percentage.</p> <p>Began Marshall career by completing his first 13 passes vs. Norfolk State.</p>
<b>14</b>	<p><b>Cam Fancher</b> class: R-Fr. height: 6-1 weight: 195 Huber Heights, Ohio (Wayne)</p>	<p style="text-align: center;"><b>Career Highs</b></p> <p>pass attempts: 13, vs. Gardner-Webb 2022 pass completions: 8, vs. Gardner-Webb 2022 pass yards: 69, vs. Louisiana 2022 touchdown passes: 1, vs. Norfolk State 2022 longest pass: 27, vs. Gardner-Webb 2022 (Mont) rush attempts: 7, at Troy 2022 rush yards: 60, vs. Norfolk State 2022 rush touchdowns: 0 longest rush: 32, vs. Norfolk State 2022</p>	<p>Has played in every game this season. Threw first career TD pass vs. Norfolk State (12 yards to tight end Toby Payne).</p> <p>State of Ohio triple jump champion at Wayne High School. Also played basketball at Wayne.</p>
<b>17</b>	<p><b>Peter Zamora</b> (zuh MORE uh) class: Fr. height: 6-0 weight: 196 Anderson, S.C. (Westside)</p>	<p>Made college debut vs. Norfolk State. Threw one pass (incomplete).</p>	<p>Passed for more than 2,700 yards and 24 TDs in two years at Westside High School.</p>

### Most consecutive passes completed

- 18 Grant Wells at North Texas, 2021
- 14 Eric Kresser vs. The Citadel (10) and ETSU (4), 1996
- 13 Byron Leftwich vs. Buffalo, 2003
- 13 Henry Colombi vs. Norfolk State, 2022**

### Highest completion pct. in a game (min. 10 att.)

- 1.000 (10-of-10) Eric Kresser vs. The Citadel, 1996
- .923 (24-of-26) Henry Colombi vs. Norfolk State, 2022**
- .857 (30-of-35) Chad Pennington vs. Ball State, 1998

### Henry Colombi Game-by-Game

	comp.	att.	yards	TD/int.
Norfolk State	24	26	205	1/1
at Notre Dame	16	21	145	1/0
at Bowling Green	23	34	356	2/1
at Troy	8	13	49	0/0
Gardner-Webb	13	20	138	2/1
Louisiana	9	13	68	0/1
<b>totals</b>	<b>93</b>	<b>127</b>	<b>943</b>	<b>6/4</b>

Marshall played six quarterbacks in its season-opening victory over Norfolk State. In fact, the Thundering Herd gave four quarterbacks (Peter Zamora, Cade Cunningham, Chase Harrison, and Cole Pennington) playing time on the same offensive possession.

# Broadcast Helper

## Running Backs

Marshall returned Rasheen Ali from off a 2021 season where he rushed for 1,401 yards (most by a Marshall freshman) and led the nation with 25 touchdowns. Ali received Freshman All-American honors and was a 2022 second-team preseason All-American selection by Pro Football Network. Coach Charles Huff announced on August 23rd that Ali would not be available to the team for the start of the 2022 season. Marshall added Florida State transfer Khalan Laborn to the roster, and sophomore Ethan Payne has served as Laborn's primary backup. Freshmen A.J. Turner, Isaiah Gordon, and Maurice Jones have seen playing time.

<b>8</b>	<b>Khalan Laborn</b> (KAY lin LAY burn) class: 6-Sr. height: 5-11 weight: 212 Virginia Beach, Va. (Bishop Sullivan)	<b>Marshall Career Highs</b> rush attempts: 35, vs. Gardner-Webb 2022 rush yards: 191, vs. Gardner-Webb 2022 rush touchdowns: 2, three times longest rush: 78 (TD), vs. Gardner-Webb 2022 receptions: 3, at Bowling Green 2022 receiving yards: 29, at Bowling Green 2022 touchdown rec.: 0 longest reception: 14, at Bowling Green 2022	No. 3 in the nation with 141.8 rushing yards per game.  Doak Walker Award National Running Back of the Week after 31 att., 163 yards, and a touchdown at Notre Dame.
<b>28</b>	<b>Ethan Payne</b> class: SO. height: 6-1 weight: 213 Poca, W.Va. (Poca)	<b>Career Highs</b> rush attempts: 11, vs. Norfolk State 2022 rush yards: 110, vs. Norfolk State 2022 rush touchdowns: 2, vs. Norfolk State 2022 longest rush: 45, vs. Norfolk State 2022 receptions: 3, vs. Norfolk State 2022 receiving yards: 28, vs. Norfolk State 2022 touchdown rec.: 0 longest reception: 15, twice	2019 Kennedy Award winner as the top player in West Virginia for the Poca High School Dots. That season Payne rushed for 2,845 yards and 49 touchdowns, averaging more than 13 yards per carry and 237 yards per game.
<b>25</b>	<b>Anthony "AJ" Turner</b> class: Fr. height: 6-1 weight: 188 Richmond, Va. (Life Christian)	<b>Career Highs</b> rush attempts: 6, vs. Norfolk State 2022 rush yards: 44, vs. Norfolk State 2022 rush touchdowns: 0 longest rush: 17, vs. Norfolk State 2022 receptions: 1, vs. Gardner-Webb 2022 receiving yards: 24, vs. Gardner-Webb 2022 touchdown rec.: 1, vs. Gardner-Webb 2022 longest reception: 24, vs. Gardner Webb 2022	Made college debut with six carries for 44 yards against Norfolk State.  Scored first touchdown on a 24-yard pass reception from Henry Colombi against Gardner-Webb.
<b>22</b>	<b>Rasheen Ali</b> (RAH SHEEN ah LEE) class: R-SO. height: 6-0 weight: 212 Cleveland, Ohio (Shaker Heights)	<b>Career Highs</b> rush attempts: 26, vs. Florida International 2021 rush yards: 203, at Charlotte 2021 rush touchdowns: 4, at Navy 2021 longest rush: 63, vs. Louisiana 2021 receptions: 9, vs. N.C. Central 2021 receiving yards: 70, at Florida Atlantic 2021 touchdown rec.: 1, vs. N.C. Central 2021 longest reception: 50, at North Texas 2021	Rushed for 1,401 yards and led nation with 25 touchdowns in 2021. First-team Freshman All-American by Football Writers Association.  Has not played in 2022.

### Most consecutive games with 100-plus yards rushing

7	Devon Johnson	9/20/14 - 11/22/14 (DNP 11/8)
6	Chris Parker	10/29/94 - 12/10/94
<b>6</b>	<b>Khalan Laborn</b>	<b>9/3/22 - 10/12/22</b>
5	Chris Parker	10/16/93 - 11/13/93
5	Chris Parker	10/7/95 - 11/14/95
5	Brenden Knox	9/19/20 - 11/7/20

### Khalan Laborn Game-by-Game

Opponent	att.	yards	TDs
Norfolk State	12	102	2
at Notre Dame	31	163	1
at Bowling Green	24	157	2
at Troy	30	118	1
Gardner-Webb	35	191	2
Louisiana	26	120	2
<b>totals</b>	<b>158</b>	<b>851</b>	<b>10</b>

# Broadcast Helper

## Wide Receivers

Redshirt junior Corey Gammage is back in 2022 after leading the Thundering Herd in both receptions and receiving yards in 2020 (35 rec., 409 yards) and 2021 (78 rec., 878 yards). Gammage entered the 2022 season already in Marshall's all-time Top 20 for career receptions. Talik Keaton, Jayden Harrison, and Shadeed Ahmed also had starting experience prior to the 2022 campaign.

<b>7</b>	<b>Corey Gammage</b> (GAM ij) class: R-Jr. height: 6-4 weight: 220 Delray Beach, Fla. (Atlantic Community)	<b>Career Highs</b> receptions: 9, vs. Louisiana 2021 receiving yards: 180, vs. East Carolina 2021 receiving TDs: 2, vs. Middle Tennessee 2020 longest reception: 64, at Charlotte 2021 (TD, Grant Wells)	Marshall's leading receiver in 2020 and again in 2021. Honorable Mention All-CUSA in 2021.  At least one reception in Marshall's last 26 games.
<b>1</b>	<b>Talik Keaton</b> (tuh LEEK) class: R-Jr. height: 6-1 weight: 191 Sarasota, Fla. (Booker)	<b>Career Highs</b> receptions: 8, vs. Norfolk State 2022 receiving yards: 100, at Navy 2021 receiving TDs: 2, vs. N.C. Central 2021 longest reception: 47, twice	2019 All-CUSA Freshman Team wideout. Limited to seven games played due to injury in 2021.
<b>5</b>	<b>Caleb McMillan</b> class: R-Jr. height: 6-3 weight: 201 Orlando, Fla. (Bishop Moore)	<b>Career Highs</b> receptions: 3, at Troy 2022 receiving yards: 92, at Bowling Green 2022 receiving TDs: 1, at Bowling Green 2022 longest reception: 78, at BGSU 2022 (TD, from Colombi)	Caught a short pass and sprinted for 78 yards and his first career touchdown at Bowling Green. Made first career start at Troy.
<b>2</b>	<b>Jayden Harrison</b> class: R-So. height: 5-11 weight: 201 Antioch, Tenn. (Pearl Cohn)	<b>Career Highs</b> receptions: 5, at Charlotte 2021 receiving yards: 66, vs. N.C. Central 2021 receiving TDs: 1, twice longest reception: 45, vs N.C. Central 2021 (Grant Wells)	2021 Vanderbilt transfer.  Caught 3 passes for 38 yards in Marshall's win at Notre Dame.
<b>0</b>	<b>Shadeed Ahmed</b> (shuh DEED ah MED) class: R-Jr. height: 6-0 weight: 174 Richmond, Texas (Foster)	<b>Career Highs</b> receptions: 7, twice receiving yards: 81, at Appalachian State 2021 receiving TDs: 1, three times longest reception: 47, at Navy 2021 (Grant Wells)	Played one season of football at Navarro College in Corsicana, Texas.
<b>10</b>	<b>Charles Montgomery</b> class: R-Fr. height: 5-11 weight: 182 Seffner, Fla. (Armwood)	<b>Career Highs</b> receptions: 5, vs. Gardner-Webb 2022 receiving yards: 72, vs. Gardner-Webb 2022 receiving TDs: 0 longest reception: 33, vs. Gardner-Webb 2022 (Colombi)	Starting WR in college debut vs. Norfolk State.  Named Marshall's outstanding offensive scout team player in 2021.
<b>19</b>	<b>Stone Scarcelle</b> (scar SELL ee) class: 6-Sr. height: 6-1 weight: 201 Royersford, Pa. (Spring-Ford)	<b>Career Highs</b> receptions: 2, three times receiving yards: 45, vs. N.C. Central 2021 receiving TDs: 0 longest reception: 45, vs. N.C. Central 2021 (Grant Wells)	Sixth-year senior and a special teams standout.

### Marshall career receptions leaders

1.	322	Tommy Shuler	2011-14
2.	314	Josh Davis	2001-04
3.	282	Darius Watts	2000-03
---			
12.	165	Aaron Dobson	2009-12
13.	158	Denero Marriott	1999-2002
<b>14.</b>	<b>149</b>	<b>Corey Gammage</b>	<b>2019-present</b>
15.	147	Sean Doctor	1987-99

### Marshall career receiving yards leaders

1.	4,262	Mike Barber	1985-88
2.	4,254	Darius Watts	2000-03
3.	3,976	Josh Davis	2001-04
---			
16.	1,944	Tyre Brady	2017-18
17.	1,846	Willie Johnson	2016-21
18.	1,737	LaVorn Colclough	1995-98
<b>19.</b>	<b>1,728</b>	<b>Corey Gammage</b>	<b>2019-present</b>

# Broadcast Helper

## Tight Ends

Sixth-year senior Devin Miller is the only 2022 tight end who had previous experience at Marshall.

<b>83</b>	<b>Devin Miller</b> class: 6-Sr. height: 6-3 weight: 234 Metuchen, N.J. (Metuchen)	<b>Career Highs</b> receptions: 5, at Bowling Green 2022 receiving yards: 39, vs. Norfolk State 2022 receiving TDs: 1, four times longest reception: 25, vs. UMass 2020 (from Grant Wells)	2 catches for 14 yards at Notre Dame, including the go-ahead touchdown (3 yards, from Colombi) with 5:16 left in the game.
<b>11</b>	<b>Stacey Marshall Jr.</b> class: R-Sr. height: 6-5 weight: 257 Montgomery, Ala. (Sidney Lanier)	2022 transfer from Arizona. Also played at Hutchinson Community College (Kansas). One reception for six yards vs. Norfolk State.	Third "Marshall" to play at Marshall (LB Jim, 1983-86, and RB Darius, 2007-09).
<b>81</b>	<b>Toby Payne</b> class: Fr. height: 6-3 weight: 225 Poca, W.Va. (Poca)	Made career debut vs. Norfolk State - first career touch resulted in a 12-yard touchdown catch from Cam Fancher.	Younger brother of Marshall running back Ethan Payne.

## Offensive Line

Marshall graduated a total of 132 career starts from its 2021 offensive line, including left tackle Will Ulmer (school record 57 starts) and center Alex Mollette (46 starts). Kendrick Sartor, the 2021 starter at right tackle returns, while Logan Osburn, who started six games at right guard last season before suffering an injury, takes over at center in 2022. Marshall added East Carolina transfer Trent Holler (17 career games at ECU) and Rutgers transfer Cedrice Paillant (20 games, 13 starts at Rutgers) via transfer.

<b>52</b>	<b>Ethan Driskell</b> (DRISS kul) class: R-Jr. height: 6-9 weight: 314 Louisville, Ky. (Holy Cross)	Made first career start vs. Norfolk State after coming off the bench in first 22 career games played.	Blocked a field goal against Florida Atlantic in 2020. Center on his high school basketball team.
<b>55</b>	<b>Trent Holler</b> class: R-So. height: 6-2 weight: 311 Latrobe, Pa. (Greater Latrobe)	Starter at left guard in three of Marshall's first six games.	2022 transfer from East Carolina. Appeared in 17 games at ECU.
<b>65</b>	<b>Logan Osburn</b> class: R-So. height: 6-3 weight: 300 Ona, W.Va. (Cabell-Midland)	Started first six games of 2021 at right guard before being sidelined with an injury. Starting center in 2022.	Played at Cabell (CAB ul) Midland High School, located 15 miles from the Marshall campus.
<b>68</b>	<b>Dalton Tucker</b> class: R-Jr. height: 6-7 weight: 325 Paris, Ky. (Bourbon County)	Starting right guard in first six games of 2022.	Heading into 2022 had started four games - two of them bowl games (2020 Camilia, 2021 New Orleans).
<b>56</b>	<b>Kendrick Sartor</b> (SAR TOR) class: 6-Sr. height: 6-7 weight: 316 Cincinnati, Ohio (Princeton)	Second season as Marshall's starting right tackle.	Heading into 2022 had played in 20 games, starting 13.
<b>58</b>	<b>Cedrice Paillant</b> (seh DREECE PAY lint) class: R-Sr. height: 6-4 weight: 325 New Rochelle, N.Y. (New Rochelle)	2022 transfer from Rutgers. Played in 20 games (13 starts) in two seasons for the Scarlet Knights.	Made the first start (left guard) of his Marshall career at Bowling Green. Started again vs. Gardner-Webb and Louisiana.

# Broadcast Helper

## Defensive Line

Marshall's defense harrassed opposing quarterbacks to the tune of 40 sacks in 2021, totaling 242 yards in losses. The 40 quarterback sacks tied Marshall for No. 15 in the nation, while the yardage lost ranked No. 28. Players who return to this year's Thundering Herd logged 28 of the 40 sacks from last year. Linebacker Eli Neal led the team with 5.5 sacks a year ago. Marshall defenders were also credited with 98 quarterback hurries in 2021, with defensive lineman Elijah Alston leading the team with 14.

<b>32</b>	<b>Koby Cumberlander</b> class: R-Sr. height: 6-3 weight: 235 Roswell, Ga. (Roswell)	Marshall's active career leader with 14.5 quarterback sacks (80 yards). Honorable mention All-CUSA 2021.	Nephew of former NBA All Star and Michigan State standout Kevin Willis.
<b>99</b>	<b>Isaiah Gibson</b> class: R-So. height: 6-3 weight: 310 Springfield, Ohio (Springfield)	Made first start and recorded two tackles at Notre Dame.	2022 transfer from Kentucky.
<b>59</b>	<b>Immanuel Bush</b> class: R-So. height: 6-1 weight: 303 Lancaster, S.C. (Lancaster)	Starter on defensive line in the first two games of 2022.	Played in 10 games as a true freshman in 2020; missed 2021 due to injury.
<b>55</b>	<b>Owen Porter</b> class: R-Jr. height: 6-3 weight: 240 Huntington, W.Va. (Spring Valley)	Fumble recovery and 21-yard return for his first career touchdown vs. Norfolk State. Interception at Notre Dame.	Played at Spring Valley High School, located seven miles from the Marshall campus.
<b>2</b>	<b>Elijah Alston</b> class: R-So. height: 6-3 weight: 264 Chesapeake, Va. (Oscar Smith)	Led Marshall with 14 quarterback hurries in 2021 (2 sacks). Started at Bowling Green.	2019 Marshall Scout Team Defensive Player of the Year.
<b>0</b>	<b>Sam Burton</b> class: R-Jr. height: 6-2 weight: 247 Boca Raton, Fla. (Spanish River)	Three tackles, including a quarterback sack, at Notre Dame. Logged another sack at Troy.	33 games played heading into the 2022 season.
<b>19</b>	<b>Anthony Watts</b> class: Grad height: 6-4 weight: 294 Houston, Texas (Jack Yates)	Started season opener vs. Norfolk State and recorded three tackles against the Spartans.	2022 graduate transfer from Purdue.
<b>90</b>	<b>Esaias Carpenter</b> (uh SIGH us) class: 6-Sr. height: 6-4 weight: 293 Wichita, Kansas (Northwest)	Defensive line starter in seven games during 2021 season (eight career starts).	Began career at Butler Community College in El Dorado, Kansas.
<b>89</b>	<b>Damion Barber, Jr.</b> class: R-Sr. height: 6-3 weight: 285 La Vergne, Tenn. (Cane Ridge)	Recorded the first sack of his Marshall career at Bowling Green. Made first career start and recorded another sack at Troy.	2022 transfer from Austin Peay. Began career at Penn State.

### Career Quarterback Sacks

Koby Cumberlander..14.5	Damion Barber Jr. ....2.0
Sam Burton.....8.5	Immanuel Bush.....2.0
Eli Neal.....8.0	Jayshaun Coffman .....1.5
Owen Porter .....7.5	Jabarrek Hopkins .....1.0
Charlie Gray.....3.5	Daytione Smith.....1.0
Elijah Alston.....2.5	Micah Abraham .....0.5
Abraham Beuplan.....2.5	J'Coryan Anderson.....0.5
Steven Gilmore.....2.5	

### Career Fumbles Forced/Recovered

Micah Abraham .....1/1	Daniel Foster .....0/1
Elijah Alston.....1/1	Steven Gilmore .....3/0
Abraham Beuplan...5/0	Charlie Gray .....2/1
Joshua Bowers.....0/1	E.J. Jackson .....1/0
Sam Burton.....3/1	Eli Neal.....1/3
Koby Cumberlander..0/1	Owen Porter .....0/1

# Broadcast Helper

## Linebackers

The most experienced position group on the Marshall defense, Abraham Beauplan, Eli Neal, and Charlie Gray are all returners with starting experience at Marshall, and the team added Jace Bobo, the leading tackler at Northern Colorado in 2021, through the transfer portal.

<b>7</b>	<b>Abraham Beauplan</b> (BO plan) class: R-Sr. height: 6-2 weight: 235 Boynton Beach, Fla. (Boynton Beach)	Leads Marshall with 45 tackles in 2022.	Led Marshall with 110 tackles and 11 tackles for loss in 2021. First team All-CUSA.
<b>24</b>	<b>Eli Neal</b> class: Jr. height: 6-2 weight: 228 Memphis, Tenn. (White Station)	Led Marshall with 10 tackles (6 solo) at Notre Dame. No. 2 on the team with 38 tackles in 2022.	Starter at Mike linebacker every game in his career, including Game 1 as a true freshman. Led MU with 5.5 QB sacks in 2021.
<b>1</b>	<b>Charlie Gray</b> class: 6-Sr. height: 6-3 weight: 214 Edwardsville, Kansas (Bonner Springs)	No. 3 on the team with 35 tackles in 2022.	Began career at Butler Community College in El Dorado, Kansas.
<b>9</b>	<b>Jace Bobo</b> class: R-Sr. height: 6-1 weight: 221 Houston, Texas (Cy-Fair)	2022 transfer from the University of Northern Colorado. Led Bears with 87 tackles in 2021.	First-Team All-State and 6A state champion at Cy-Fair High School in Cypress, Texas.

## Secondary

Cornerbacks Steven Gilmore and Micah Abraham are returning starters and were both second-team All-CUSA selections last season, and Gilmore was a preseason All-Sun Belt selection this season. Marshall graduated 2021 regulars Nazeeh Johnson (seventh round draft pick by the Kansas City Chiefs), Brandon Drayton and Cory McCoy from last season's squad and bolstered the position through the transfer portal with the additions of Andre Sam (McNeese State), Isaiah Norman (Austin Peay) and Jadarius Green-McKnight (Florida State).

<b>3</b>	<b>Steven Gilmore</b> class: Sr. height: 6-0 weight: 170 Rock Hill, S.C. (South Pointe)	Pro Football Focus National Defensive Player of the Week after 37-yard pick six at Notre Dame. Two picks vs. G-Webb.	Older brother Stephon was the 2019 NFL Defensive Player of the Year with New England.
<b>6</b>	<b>Micah Abraham</b> class: R-Jr. height: 6-2 weight: 179 Tampa, Fla. (East Lake)	Five career interceptions, including against Norfolk State, Notre Dame, and Troy this season.	Father Donnie intercepted 38 passes during his NFL career (1996-2004).
<b>20</b>	<b>Andre Sam</b> class: 6-Sr. height: 6-1 weight: 180 Iowa, La. (Iowa)	Led Marshall with 10 tackles at Notre Dame.	2022 transfer from McNeese State. 2021 First-Team All-Southland Conference.
<b>4</b>	<b>Jadarius Green-McKnight</b> class: R-Fr. height: 5-11 weight: 201 Fort Myers, Fla. (Dunbar)	Starter in five games this season. Leads the team with three special teams tackles.	2022 transfer from Florida State.
<b>8</b>	<b>Isaiah Norman</b> class: 6-Sr. height: 6-1 weight: 205 Memphis, Tenn. (Cordova)	2022 transfer from Austin Peay. Started vs. Norfolk State, Notre Dame, and Louisiana.	148 tackles and three interceptions during his Austin Peay career.
<b>21</b>	<b>E.J. Jackson</b> class: R-Jr. height: 6-2 weight: 187 Belle Glade, Fla. (Glades Central)	36 career games played (4 starts). 76 career tackles (44 solo).	
<b>10</b>	<b>Joshua Bowers</b> class: R-Sr. height: 6-0 weight: 187 Bradenton, Fla. (East Lake)	First career interception vs. Gardner-Webb.	Began career at The Citadel, then played for Navarro College.

# Broadcast Helper

## Specialists

Marshall had to replace four-year starting punter Robert LeFevre (luh FEE ver) and two-year starting place kicker Shane Ciucci (CHOO chee), and redshirt freshman John McConnell and true freshman Rece Verhoff have taken over those duties. Veterans man the other specialists positions, with Zach Appio in his third season as Marshall's snapper for both punts and place kicks while Talik Keaton and Jayden Harrison have both received all-conference recognition as a punt returner and kickoff returner, respectively.

<b>PK</b>	<b>90</b>	<b>Rece Verhoff</b> (VEER hoff) class: Fr. height: 5-9 weight: 180 Columbus Grove, Ohio (Columbus Grove)	Made both field goal attempts (30 and 27 yards) and was perfect on 7 PATs in college debut vs. Norfolk State.	Hit career-long 38-yard field goal during Marshall's overtime possession at Bowling Green.
<b>P</b>	<b>45</b>	<b>John McConnell</b> class: R-Fr. height: 6-3 weight: 188 Morgantown, W.Va. (Morgantown)	Career-long 54-yard punt vs. Gardner-Webb. Four of his six punts at Troy pinned the Trojans inside their 20.	Also serves as the holder on place kicks.
<b>LS</b>	<b>48</b>	<b>Zach Appio</b> (APP ee oh) class: 6-Sr. height: 5-11 weight: 209 Normal, Ill. (Central Catholic)	Third season handling Marshall's snapping duties for both punts and placements.	Nicknamed "Snappio."
<b>PR</b>	<b>1</b>	<b>Talik Keaton</b> (tuh LEEK) class: R-Jr. height: 6-1 weight: 191 Sarasota, Fla. (Booker)	Returned a punt 67 yards for a touchdown against VMI in his college debut (August 31, 2019).	First-team All-CUSA punt returner in 2019 and 2020.
<b>KOR</b>	<b>2</b>	<b>Jayden Harrison</b> class: R-So. height: 5-11 weight: 201 Antioch, Tenn. (Pearl Cohn)	2021 Vanderbilt transfer. 99-yard kickoff return for TD at Florida Atlantic in 2021.	Second-Team All-CUSA kickoff returner in 2021 (averaged 25.2 yards on 15 returns).

### 2022 Special Teams Tackles

Jadarius Green-McKnight .....	3
Charles Montgomery.....	2
Jace Bobo .....	1
Daniel Foster .....	1
E.J. Jackson .....	1
Stone Scarcelle .....	1
Daytione Smith.....	1

### Career Tackles

Eli Neal.....	222
Abraham Beauplan.....	210
Steven Gilmore .....	174
Koby Cumberlander.....	130
Charlie Gray .....	103
Micah Abraham .....	93
Owen Porter .....	82
E.J. Jackson .....	76
Sam Burton.....	75

### Career Interceptions

Steven Gilmore .....	9
Micah Abraham .....	5
Eli Neal.....	2
Joshua Bowers.....	1
Owen Porter .....	1

# Marshall As and Vs. Ranked Team

## Marshall as a Ranked Team

Since moving to Division I-A (FBS) in 1997, the Herd has faced 25 opponents as a member of the Associated Press Top 25, winning 21 times. Those game-by-game results are below:

Date	Rank	Opponent	Result
9/25/99	(21)	vs Temple	W, 34-0
10/2/99	(17)	at Miami (Ohio)	W, 32-14
10/14/99	(15)	vs Toledo	W, 38-13
10/23/99	(15)	at Buffalo	W, 59-3
10/30/99	(13)	vs Northern Illinois	W, 41-9
11/6/99	(13)	at Kent State	W, 28-16
11/13/99	(12)	at Western Michigan	W, 31-17
11/26/99	(12)	vs Ohio	W, 34-3
12/3/99	(11)	vs Western Michigan	W, 34-30
12/27/99	(11)	vs. No. 25 Brigham Young	W, 21-3
11/17/01	(24)	vs Ohio	W, 42-18
11/24/01	(20)	vs Youngstown State	W, 38-24
11/30/01	(20)	vs Toledo	L, 36-41
8/31/02	(19)	vs Appalachian State	W, 50-17
9/12/02	(16)	at No. 7 Virginia Tech	L, 21-47
10/18/14	(25)	at Florida International	W, 45-13
10/25/14	(23)	vs Florida Atlantic	W, 35-16
11/8/14	(23)	at Southern Miss	W, 63-17
11/15/14	(21)	vs Rice	W, 41-14
11/22/14	(18)	at UAB	W, 23-18
11/28/14	(19)	vs Western Kentucky	L, 66-67 (OT)
10/24/20	(22)	vs Florida Atlantic	W, 20-9
11/7/20	(16)	vs UMass	W, 51-10
11/14/20	(16)	vs Middle Tennessee	W, 42-14
12/5/20	(15)	vs Rice	L, 0-20

## Marshall vs. Ranked Opponents

The following are Marshall's game-by-game results against NCAA FBS opponents ranked in the Associated Press (since 1936), UPI (1950-92), CNN (1993-96), ESPN/USA Today (1997-2004) or USA Today (since 2005) Top 25 polls since 1936.

Date	Rank	Opponent	Result
9/11/76	(20)	vs. Miami (Ohio) (AP)	W, 21-16
8/31/95	(25)	at North Carolina State (CNN)	L, 33-16
12/27/99	(25)	vs. Brigham Young (ESPN)	W, 21-3
9/9/00	(24/23)	at Michigan State (AP/ESPN)	L, 34-24
9/1/01	(1)	at Florida (AP & ESPN)	L, 49-14
9/12/02	(7)	at Virginia Tech (AP & ESPN)	L, 47-21
9/6/03	(11/12)	at Tennessee (AP/ESPN)	L, 34-24
9/20/03	(6)	at Kansas State (AP & ESPN)	W, 27-20
9/11/04	(9)	at Ohio State (AP & ESPN)	L, 24-21
9/18/04	(3)	at Georgia (AP & ESPN)	L, 13-3
10/7/05	(3)	at Virginia Tech (AP & ESPN)	L, 41-14
9/2/06	(5)	at West Virginia (AP & ESPN)	L, 42-10
9/23/06	(15)	at Tennessee (AP & ESPN)	L, 33-7
9/8/07	(3)	at West Virginia (AP & ESPN)	L, 48-23
9/6/08	(11)	at Wisconsin (AP & ESPN)	L, 51-14
9/12/09	(14/15)	at Virginia Tech (AP/ESPN)	L, 52-10
9/2/10	(2)	at Ohio State (AP & ESPN)	L, 45-7
9/10/10	(22/23)	vs West Virginia (AP/ESPN)	L, 24-21 (OT)
9/4/11	(24)	at West Virginia (AP & USA Today)	L, 34-13
9/24/11	(13/11)	vs Virginia Tech (AP/USA Today)	L, 30/10
10/22/11	(21/22)	at Houston (AP/USA Today)	L, 63-28
9/1/12	(11)	at West Virginia (AP & USA Today)	L, 69-34
9/24/16	(3/4)	vs Louisville (AP/USA Today)	L, 59-28
9/16/19	(24)	at Boise State (AP & Coaches)	L, 14-7
9/19/20	(23)	vs Appalachian State (AP & Coaches)	W, 17-7
12/18/21	(16/17)	vs Louisiana (AP/Coaches)	L, 36-21
9/10/22	(8/9)	at Notre Dame (AP/Coaches)	W, 26-21

# That's Interesting ...

## Streaking Laborn

Senior running back **Khalan Laborn** has rushed for 100-plus yards and run for at least one touchdown in all six Marshall games this season - both rank among the longest such streaks in school history.

### Most consecutive games with 100-plus yards rushing

7	Devon Johnson	9/20/14 - 11/22/14 (DNP 11/8)
6	Chris Parker	10/29/94 - 12/10/94
<b>6</b>	<b>Khalan Laborn</b>	<b>9/3/22 - 10/12/22</b>
5	Chris Parker	10/16/93 - 11/13/93
5	Chris Parker	10/7/95 - 11/14/95
5	Brenden Knox	9/19/20 - 11/7/20

### Most consecutive games with at least one rushing touchdown

10	Doug Chapman	10/18/97 - 9/19/98
8	Jackie Hunt	10/12/40 - 9/20/41
8	Chris Parker	10/29/94 - 9/9/95
6	Doug Freutal	10/4/1919 - 11/27/19
6	Chris Parker	10/2/93 - 11/6/93
6	Devon Johnson	8/30/14 - 10/11/14
<b>6</b>	<b>Khalan Laborn</b>	<b>9/3/22 - 10/12/22</b>

## Little Goody Two-Shoes

Through six games, Marshall opponents have been penalized only 29 times for a total of 215 yards.

The total of 29 penalties called on the Thundering Herd's opposition ranks No. 123 among 131 FBS teams.

The only team in the nation whose opponents have been hit with fewer penalty yards is Air Force, with 208 yards.

## Say "Cheez"

After Marshall's 26-21 win over No. 8 Notre Dame, the Cheez-It Bowl named the Thundering Herd a "National Team of the Week." Among the benefits was a delivery of Cheez-It crackers to the Marshall football facilities. Also that week, **Khalan Laborn** was named the Doak Walker Award National Running Back of the Week and **Steven Gilmore** the Pro Football Focus National Defensive Player of the Week.



### Largest Crowds to Witness Marshall Football

1.	106,520	at No. 11 Tennessee, 2003	L, 34-24
2.	105,040	at No. 2 Ohio State, 2010	L, 45-7
3.	104,818	at No. 15 Tennessee, 2006	L, 33-7
4.	104,622	at No. 9 Ohio State, 2004	L, 24-21
5.	92,746	at No. 3 Georgia, 2004	L, 13-3
6.	84,445	at No. 1 Florida, 2001	L, 49-14
7.	80,386	at Wisconsin, 2008	L, 51-14
8.	80,250	at Clemson, 1999	W, 13-10
9.	78,717	at South Carolina, 1998	W, 24-21
10.	77,622	at No. 8 Notre Dame, 2022	W, 26-21

## Driving in South Bend

Notre Dame punter John Sot forced Marshall's **Talik Keaton** to call for a fair catch at the Marshall 6-yard line. The Fighting Irish led 15-12, with 10:32 remaining in the fourth quarter. Marshall embarked on one of the biggest drives in school history. On third-and-nine from the 7-yard line, **Henry Colombi** completed an 11-yard pass to tight end **Devin Miller** to move the chains.

Running back **Khalan Laborn** rushed for eight and then five yards for another Thundering Herd first down, then Colombi connected with Keaton for a 16-yard gain to the Marshall 47-yard line. Two plays later, Laborn broke free for a 42-yard run to make it first down and goal to go at the Fighting Irish 6-yard-line. On third down, from the the 3-yard line, Colombi was flushed out of the pocket to his left but set his feet and threw back to his right, where Miller had broken free from All-American safety Brandon Joseph to make the touchdown catch that put Marshall into the lead for good with 5:16 remaining in the game.

The drive covered 94 yards in 11 plays and took 5:16 off the clock - half of the time that remained when Marshall began the drive on its 6-yard line.

# That's Interesting ...

## Marshall has now defeated five ranked teams

The Thundering Herd's 26-21 win at No. 8 Notre Dame on Sept. 10 marked the school's fifth all-time win over teams ranked in the Associated Press and/or coaches' Top 25 polls. Notre Dame was the second-highest ranked team that Marshall has beaten.

### All-time Marshall wins over ranked opponents

9/11/76	vs. No. 20	Miami (Ohio)	W, 21-16
12/27/99	vs. No. 25	Brigham Young	W, 21-3
9/20/03	at No. 6	Kansas State	W, 27-20
9/19/20	vs. No. 23	Appalachian State	W, 17-7
9/10/22	at No. 8	Notre Dame	W, 26-21

## Colombi's fast start

Before he ever threw an incomplete pass for Marshall, quarterback **Henry Colombi** was already in the Thundering Herd record book. By the end of his first game, he was also on a second "all-time" list. Colombi completed his first 13 pass attempts in the season opening victory over Norfolk State, and finished the day having completed 24-of-26 passes, for 205 yards, one touchdown, and one tipped-pass interception.

### Most consecutive passes completed

1. 18 Grant Wells at North Texas, 2021
2. 14 Eric Kresser vs. The Citadel (10) and ETSU (4), 1996
3. 13 Byron Leftwich vs. Buffalo, 2003
- 13 Henry Colombi vs. Norfolk State, 2022**

### Highest completion percentage in a game (min. 10 attempts)

1. 1.000 (10-of-10) Eric Kresser vs. The Citadel, 1996
2. **.923 (24-of-26) Henry Colombi vs. Norfolk State, 2022**
3. .857 (30-of-35) Chad Pennington vs. Ball State, 1998

## Laborn's fast start

With his 163 yards on 31 carries at Notre Dame, **Khalan Laborn** became the first player to rush for 100+ yards in each of his first two games at Marshall. He had run for 102 yards on 12 carries in his debut against Norfolk State. Laborn now has 100+ yards in six straight games.

### Most rushing yards in Marshall debut

1. 126 (27 att.) Ron Lear vs. Toledo, 1979
2. 119 (9 att.) Eddie Goyette vs. Transylvania, 1933
3. 103 (8 att.) John Zontini vs. Morris Harvey, 1931
4. **102 (12 att.) Khalan Laborn vs. Norfolk State, 2022**
5. 101 (14 att.) Tyler King vs. Kent State, 2017

## Sibling TDs - first time in more than a century

Sophomore running back **Ethan Payne** had career-high numbers of 11 carries, 110 yards, and two touchdowns in the season-opening win over Norfolk State. Then his younger brother, freshman tight end **Toby Payne**, caught a 12-yard touchdown pass from quarterback Cam Fancher.

That made the Payne brothers only the second set of Marshall siblings - and the first in more than 105 years - to score touchdowns in the same game. The Workman brothers - quarterback Bradley and wide receiver Noel - each scored touchdowns in the same game twice during the 1916 season (in a 26-12 win at Rio Grande, and again in a 19-19 tie at Transylvania).

## Home-grown touchdowns

Three different native West Virginians scored touchdowns for Marshall during the season-opening win over Norfolk State. Running back **Ethan Payne** rushed for two touchdowns, tight end **Toby Payne** caught a touchdown pass, and defensive lineman **Owen Porter** recovered and returned a fumble for a score. The Payne brothers are from Poca, W.Va. (high school team - the Poca Dots) and Porter is a product of Spring Valley High School, which is located seven miles from the Marshall campus.

The last time that three West Virginia products scored touchdowns in the same game was during a 37-15 win at Northern Illinois in 2001. On that afternoon in DeKalb, Ill., safety Michael Owens (Logan, W.Va.) scored on a 25-yard interception return, wideout Denero Marriott (Inwood, W.Va.) caught a 31-yard touchdown pass from Byron Leftwich, and defensive lineman Orlando Washington (Accoville, W.Va.) returned a fumble 25 yards for a score.

# Game Six - vs. Louisiana

## Louisiana 23, Marshall 13

### SCORE BY QUARTERS

Team	1st	2nd	3rd	4th	Total
Louisiana	3	0	13	7	23
Marshall	0	7	0	6	13

### SCORING SUMMARY

Qtr	Time	Team	Play	Drive	Score
1st	7:03	LA	Kenneth Almendares 42-yard field goal	(8 plays, 55 yards, 2:30)	3-0
2nd	4:09	MAR	Khalan Laborn 1-yard run (Rece Verhoff kick)	(10 plays, 87 yards, 5:26)	3-7
3rd	10:30	LA	Dontae Fleming 6-yard pass from Ben Wooldridge (Almendares kick)	(7 plays, 56 yards, 2:40)	10-7
3rd	4:44	LA	Almendares 33-yard field goal	(8 plays, 61 yards, 3:06)	13-7
3rd	0:00	LA	Almendares 52-yard field goal	(6 plays, 14 yards, 2:11)	16-7
4th	9:59	LA	Michael Jefferson 32-yard pass from Wooldridge (Almendares kick)	(6 plays, 66 yards, 2:30)	23-7
4th	6:52	MAR	Laborn 1-yard run (2-point run failed)	(9 plays, 75 yards, 3:07)	23-13

**Huntington, West Virginia** - Defending league champion Louisiana scored 20 unanswered points to start the second half and defeated Marshall 23-13 to spoil the Thundering Herd's inaugural Sun Belt Conference home game. For the Wednesday night contest, Marshall held a blackout at Edwards Stadium and donned all-black uniforms for the game, including black helmets for the first time in school history.

The Ragin' Cajuns scored first, midway through the first quarter, when Kenneth Almendares connected on a 42-yard field goal, his first of three in the contest.

Marshall took it's only lead of the game when running back **Khalan Laborn** capped a 10-play, 87-yard drive by scoring on a 1-yard run with 4:09 remaining in the second quarter.

As the teams were warming up prior to start of the second half, lightning strikes in the area caused a 30-minute delay.

When play resumed, Louisiana regained the lead at the 10:30 mark of third quarter, then extended its advantage to 23-7 on two more Almendares field goals (33 and 52 yards) and a 32-yard touchdown pass from Wooldridge to Michael Jefferson.

Marshall cut the Louisiana advantage to 23-13 midway through the fourth quarter, but a two-point conversion attempt failed and neither team scored again.

### Offense

- » Running back Khalan Laborn rushed for 120 yards and two touchdowns, giving him six consecutive games of rushing for more than 100 yards and also of rushing for at least one touchdown. Both streaks are among the longest in Marshall history.

# Game Five - vs. Gardner-Webb

## Marshall 28, Gardner-Webb 7

### SCORE BY QUARTERS

Team	1st	2nd	3rd	4th	Total
Gardner-Webb	7	0	0	0	7
Marshall	7	7	7	7	28

### SCORING SUMMARY

Qtr	Time	Team	Play	Drive	Score
1st	9:30	MAR	AJ Turner 24-yard pass from Henry Colombi (Rece Verhoff kick)	(7 plays, 41 yards, 2:40)	0-7
1st	3:03	G-W	Ty Anderson 45-yard interception return (Jay Billingsley kick)		7-7
2nd	5:48	MAR	Corey Gammage 10-yard pass from Colombi (Verhoff kick)	(6 plays, 57 yards, 2:59)	7-14
3rd	11:09	MAR	Khalan Laborn 1-yard rush (Verhoff kick)	(10 plays, 67 yards, 3:13)	7-21
4th	8:11	MAR	Laborn 78-yard rush (Verhoff kick)	(1 play, 78 yards, 0:12)	7-28

**Huntington, West Virginia** - The remnants of Hurricane Ian made for a soggy afternoon at the Joan C. Edwards Stadium, but Marshall managed a 28-7 win over the Runnin' Bulldogs of Gardner-Webb University.

Marshall scored first, capping its second possession of the game with a 24-yard touchdown pass from **Henry Colombi** to freshman running back **A.J. Turner**, who scored the first touchdown of his career.

After Gardner-Webb tied the game at 7-7 on a 45-yard interception return for a touchdown by linebacker Ty Anderson, the Thundering Herd regained the lead for good when Colombi his wide receiver **Corey Gammage** with a 10-yard touchdown pass.

Marshall extended its lead to 21-7 on a **Khalan Laborn** 1-yard run in the third quarter and set the final at 28-7 on a 78-yard Laborn run in the fourth quarter.

### Offense

- » Running back Khalan Laborn carried the football 35 times for 191 yards in the game. His 35 carries are the most by a Marshall player since Ahmad Bradshaw carries 40 times (for 261 yards and five touchdowns) in a 49-21 win over Texas-El Paso in 2006.
- » Laborn's 78-yard touchdown run in the fourth quarter was Marshall's longest rush play in nearly five years - since Tyler King scored on a 90-yard touchdown run during a 31-28 win over Colorado State in the 2017 New Mexico Bowl.

### Defense

- » For the second consecutive game, Marshall's defense did not allow a touchdown.
- » Gardner-Webb rushed the football only 19 times for a net of 19 yards. The 19 rushing yards are the fewest allowed by Marshall since the team held Louisiana Tech to 7 net yards (on 24 attempts) in a 35-17 win in Ruston in 2020.
- » The Thundering Herd intercepted three passes for the second time this season (Notre Dame).
- » **Steven Gilmore** intercepted two Gardner-Webb passes, making him the first Marshall player with multiple interceptions in the same game since Rodney Allen picked off two passes at Florida International in 2016. Gilmore now has nine career interceptions, which puts him in the Top 15 all-time at Marshall.
- » Senior defensive back **Joshua Bowers** intercepted the first pass of his Marshall career.

# Game Four - at Troy

## Troy 16, Marshall 7

### SCORE BY QUARTERS

Team	1st	2nd	3rd	4th	Total
Marshall	0	0	7	0	7
Troy	10	0	0	6	16

### SCORING SUMMARY

Qtr	Time	Team	Play	Drive	Score
1st	10:51	Troy	Buddha Jones 23-yard fumble return (Brooks Buce kick)		0-7
1st	5:31	Troy	Buce 40-yard field goal	(6 plays, 68 yards, 2:10)	0-10
3rd	4:25	MAR	Khalan Laborn 14-yard rush (Rece Verhoff kick)	(2 plays, 16 yards, 0:37)	7-10
4th	7:43	Troy	Buce 25-yard field goal	(5 plays, 69 yards, 1:41)	7-13
4th	3:18	Troy	Buce 28-yard field goal	(5 plays, 64 yards, 3:11)	7-16

**Troy, Alabama** - Marshall went down to defeat in its inaugural Sun Belt Conference game, falling 16-7 at Troy's Veterans Memorial Stadium. The attendance was announced at 27,514.

In a game that was mostly controlled by the defenses, the Trojans' defense made the team's first big play - and scored Troy's only touchdown of the game. On Marshall's initial possession of the contest, Trojan defensive lineman T.J. Jackson sacked Marshall quarterback **Henry Colombi** and caused a fumble, which was recovered and returned 23 yards for a touchdown by Troy nose tackle Buddha Jones.

On Troy's next possession, the team connected on a 63-yard pass from quarterback Gunnar Watson to wideout Tez Johnson to set up Trojan place kicker Brooks Buce for a 40-yard field goal that gave Troy a 10-0 lead.

It remained a 10-0 game until the latter portion of the third quarter, when Marshall cornerback **Micah Abraham** intercepted a tipped pass at the Troy 16-yard line. It was Abraham's third interception in Marshall's four games.

Two plays later, Thundering Herd running back **Khalan Laborn** scored Marshall's only touchdown of the night on a 14-yard run.

Troy's Buce added two fourth-quarter field goals, of 25 and 28 yards, as the Trojans improved to 2-2 on the season, evened their Sun Belt Conference record at 1-1, and tied the all-time series with Marshall at 3-3.

Troy linebacker Carlton Martial was credited with 18 tackles, the most against Marshall since Norfolk State's Deon King made 21 stops against the Thundering Herd in 2015. Martial in the process became the Sun Belt Conference's all-time leader in career tackles, surpassing the previous record of 460 by Texas State's Bryan London (2015-19).

### Offense

- » Running back Khalan Laborn, who had earlier in the season become the only player in Marshall history to rush for 100-plus yards in the first two games of his career, extended his streak to four consecutive games with 100-plus. Laborn rushed the football 30 times for 118 yards, including Marshall's lone touchdown of the contest.
- » Laborn's string of four straight games with 100 or more rushing yards tied him with four other players for the sixth-longest such stretch in school history.

### Defense

- » Marshall cornerback Micah Abraham intercepted a tipped Troy pass, giving him his third interception in four games this season and five interceptions in his career.
- » Marshall sacked Troy quarterback Gunnar Watson three times - once each by Sam Burton, Charlie Gray, and Damion Barber Jr., who made his first career start in the contest.

# Game Three - at Bowling Green

## Bowling Green 34, Marshall 31 (OT)

### SCORE BY QUARTERS

Team	1st	2nd	3rd	4th	OT1	Total
Marshall	14	7	0	7	3	31
Bowling Green	0	21	0	7	6	34

### SCORING SUMMARY

Qtr	Time	Team	Play	Drive	Score
1st	13:59	MAR	Corey Gammage 51-yard pass from Henry Colombi (Rece Verhoff kick)	(4 plays, 75 yards, 1:01)	7-0
1st	12:28	MAR	Caleb McMillan 78-yard pass from Colombi (Verhoff kick)	(2 plays, 79 yards, 0:41)	14-0
2nd	12:30	BG	Odieu Hiliare 25-yard pass from Matt McDonald (Mason Lawler kick)	(11 plays, 81 yards, 3:41)	14-7
2nd	9:25	MAR	Khalan Laborn 5-yard rush (Verhoff kick)	(9 plays, 69 yards, 2:59)	21-7
2nd	6:10	BG	Hiliare 27-yard pass from McDonald (Lawker kick)	(6 plays, 75 yards, 3:15)	21-14
2nd	1:44	BG	Cavon Croom 30-yard pass from McDonald (Lawker kick)	(7 plays, 59 yards, 2:40)	21-21
4th	13:08	BG	Harold Fannin Jr. 1-yard rush (Lawler kick)	(14 plays, 80 yards, 5:54)	21-28
4th	5:43	MAR	Laborn 8-yard rush (Verhoff kick)	(6 plays, 53 yards, 2:17)	28-28
OT1	0:00	MAR	Verhoff 38-yard field goal	(4 plays, 4 yards)	31-28
OT1	0:00	BG	Ta'ron Keith 2-yard run	(2 plays, 25 yards)	31-34

**Bowling Green, Ohio** - Bowling Green celebrated the school's 100th homecoming game with a 34-31 overtime victory in front of a crowd of 21,158 at Doyt Perry Stadium.

Marshall jumped to a 14-0 lead after only two minutes and 32 seconds of play in the first quarter on two touchdown passes by quarterback **Henry Colombi**, the first covering 51 yards to wide receiver **Corey Gammage** and the second 78 yards to wide receiver **Caleb McMillan**.

Bowling Green scored its first points of the game on a 25-yard touchdown pass from Matt McDonald to wide receiver Odieu Hiliare at the 12:30 mark of the second quarter, but Marshall answered immediately to go back up by 14 points when running back **Khalan Laborn** capped a 9-play, 69-yard drive with a 5-yard touchdown run. BGSU, however, rallied to tie the game before halftime on two more McDonald touchdown passes - 27 yards to Hiliare and 30 yards to wide receiver Cavon Croom.

The game remained tied 21-21 through the third quarter, then Bowling Green took its first lead of the contest on a 1-yard run by Harold Fannin at the 12:30 mark of the fourth quarter. The Thundering Herd tied the game on the second touchdown of the evening by Laborn, an 8-yard run with 5:43 left in the fourth quarter. The game remained tied 28-28 through regulation play.

Bowling Green won the overtime coin toss and elected to start on defense. Marshall's **Rece Verhoff** kicked a career-long 38-yard field goal on the Herd's overtime possession. Bowling Green's PaSean Wimberly rushed the ball for 23 yards to the 2-yard line on the Falcons' first play in overtime, then McDonald threw a 2-yard touchdown pass to running back Ta'Ron Keith to give the BGSU the 34-31 victory.

Marshall out-gained Bowling Green in total offense, 547 yards to 377 for the Falcons, but suffered three turnovers (2 fumbles, 1 interception) while Bowling Green played a turnover-free contest.

### Overtime

- » The loss at Bowling Green dropped Marshall's all-time record in overtime games to 10-8.

### Offense

- » Running Back Khalan Laborn carried the football 24 times for 157 yards. Combined with his 163 rushing yards at Notre Dame, Laborn became the tenth Marshall player to log back-to-back games with 150 or more rushing yards.
- » Quarterback Henry Colombi completed 23-of-34 passes for a career-high 338 yards.
- » Junior wide receiver Caleb McMillan scored his first career touchdown, catching a short pass from Colombi and out-running the Bowling Green defense the rest of the way for a 78-yard score. The play was tied for the 29th-longest pass in Marshall history, and the longest since an 82-yard touchdown pass from Isaiah Green to Marcel Williams against North Carolina State in 2018.

### Defense

- » Defensive lineman Damion Barber Jr. (2022 transfer from Austin Peay) recorded the first quarterback sack of his Marshall career.

# Game Two - at No. 8 Notre Dame

## Marshall 26, No. 8 Notre Dame 21

### SCORE BY QUARTERS

Team	1st	2nd	3rd	4th	Total
Marshall	0	9	3	14	26
Notre Dame	0	7	0	14	21

### SCORING SUMMARY

Qtr	Time	Team	Play	Drive	Score
2nd	14:18	MAR	Khalan Laborn 4-yard rush (Rece Verhoff kick missed)	(10 plays, 79 yards, 3:56)	6-0
2nd	3:00	ND	Tyler Buchner 1-yard rush (Blake Grupe kick)	(5 plays, 56 yards, 2:03)	6-7
2nd	0:15	MAR	Verhoff 21-yard field goal	(12 plays, 74 yards, 2:40)	9-7
3rd	3:54	MAR	Verhoff 20-yard field goal	(9 plays, 46 yards, 4:10)	12-7
4th	14:57	ND	Buchner 1-yard rush (Buchner rush)	(8 plays, 75 yards, 3:57)	12-15
4th	5:16	MAR	Devin Miller 3-yard pass from Henry Colombi (Verhoff kick)	(11 plays, 94 yards, 5:16)	19-15
4th	4:35	MAR	Steven Gilmore 37-yard interception return (Verhoff kick)		26-16
4th	0:14	ND	Michael Mayer 5-yard pass from Drew Pyne (pass failed)	(7 plays, 32 yards, 1:42)	26-21

**South Bend, Indiana** - Marshall notched one of the biggest wins in its history by going to South Bend, Indiana, and toppling No. 8 Notre Dame, 26-21, before a crowd of 77,622 at Notre Dame Stadium. The only time that Marshall has beaten a higher-ranked team was in 2003, when the Thundering Herd won 27-20 at No. 6 Kansas State.

The Thundering Herd out-gained Notre Dame 364 yards to 351 and out-rushed the Fighting Irish 219 yards to 130. Running back **Khalan Laborn** carried the football 31 times for 163 yards, including Marshall's first touchdown of the contest.

Marshall played a turnover-free game, while the Thundering Herd defense intercepted three Fighting Irish passes.

Marshall led the game 9-7 at halftime and 12-7 after three quarters before Notre Dame went up 15-12 on a one-yard quarterback sneak by Tyler Buchner, who then scored again on the two-point conversion.

The Thundering Herd regained the lead on a 3-yard touchdown pass from quarterback **Henry Colombi** to tight end **Devin Miller** with 5:16 left in the fourth quarter, then extended the lead to 26-15 when corneback **Steven Gilmore** intercepted a Buchner pass and returned it 37 yards for a touchdown.

Notre Dame cut the Marshall advantage to 26-21 on a touchdown pass with 14 seconds left in the contest, but failed on a 2-point conversion try. The last chance for the Fighting Irish ended when Marshall's **Corey Gammage** recovered the Notre Dame onside kick.

### Offense

- » Khalan Laborn's 31 rushing attempts and 163 yards were both career highs. The 31 carries were the most by a Marshall running back since Brenden Knox carried 32 times against Louisiana Tech in 2020, and the 163 yards were the most since Rasheen Ali gained 203 yards at Charlotte in 2021.

### Defense

- » Steven Gilmore's 37-yard interception return for a touchdown was Marshall's first pick six since **Micah Abraham** returned one 75 yards for a score in the 2019 Gasparilla Bowl. It was Gilmore's seventh career interception.
- » Abraham also snared an interception against Notre Dame, the fourth of his career and the second straight game in which he intercepted a pass after also picking one off against Norfolk State.
- » Marshall's third interception of the game was taken by defensive end **Owen Porter** - Porter's second straight game with a takeaway after he returned a fumble 21 yards for a touchdown against Norfolk State.

### Special Teams

- » True freshman place kicker **Rece Verhoff** missed his first PAT attempt of the game, but bounced back to connect on two field goals and two PATs after that. Prior to the miss, Marshall had made 123 consecutive PATs, dating back to 2019. The streak of 123 ended as the third-longest in school history (160 straight from 2013-16 and 156 straight from 2010-13).
- » Verhoff also registered four touchbacks on his six kickoffs, and Notre Dame's average starting field position on the six kickoffs was 26-yard line.

### Fourth quarter comeback

- » The game marked the 58th time in Marshall history that the Thundering Herd has mounted a fourth-quarter, come-from-behind victory, and the second under Coach Charles Huff (Old Dominion in 2021).

# Game One - vs. Norfolk State

## Marshall 55, Norfolk State 3

### SCORE BY QUARTERS

Team	1st	2nd	3rd	4th	Total
Norfolk State	0	0	3	0	3
Marshall	10	28	17	0	55

### SCORING SUMMARY

Qtr	Time	Team	Play	Drive	Score
1st	9:32	MAR	Rece Verhoff 30-yard field goal	(7 plays, 32 yards, 2:46)	0-3
1st	6:57	MAR	Ethan Payne 45-yard run (Verhoff kick)	(3 plays, 55 yards, 0:58)	0-10
2nd	10:14	MAR	Khalan Laborn 4-yard run (Verhoff kick)	(11 plays, 72 yards, 3:59)	0-17
2nd	8:52	MAR	Owen Porter 21-yard fumble return (Verhoff kick)		0-24
2nd	3:43	MAR	Corey Gammage 13-yard pass from Henry Colombi (Verhoff kick)	(7 plays, 72 yards, 2:09)	0-31
2nd	0:30	MAR	Ethan Payne 7-yard run (Verhoff kick)	(7 plays, 55 yards, 2:20)	0-38
3rd	12:17	MAR	Khalan Laborn 23-yard run (Verhoff kick)	(4 plays, 51 yards, 1:12)	0-45
3rd	10:00	MAR	Toby Payne 12-yard pass from Cam Fancher (Verhoff kick)	(3 plays, 40 yards, 1:09)	0-52
3rd	5:19	MAR	Verhoff 27-yard field goal	(7 plays, 48 yards, 2:27)	0-55
3rd	0:38	NSU	Grandin Wilcox 25-yard field goal	(9 plays, 56 yards, 4:41)	3-55

**Huntington, West Virginia** - Marshall won its tenth straight season opener in dominating fashion over Norfolk State, an FCS opponent from the Mid-Eastern Athletic Conference. The game was played before a crowd of 24,607 at the Joan C. Edwards Stadium.

After being forced to punt on its first possession of the game, the Thundering Herd marched down the field to kick a field goal on its next possession. Marshall then scored touchdowns on seven of its next eight possessions before closing its scoring with a field goal at the 5:19 mark in the third quarter, making the score 55-0. Norfolk State kicked a field goal to make it 55-3 at the end of the third quarter. Marshall took a knee to end its final two possessions of the contest.

#### Offense

- » Marshall's 380 yards rushing against Norfolk State were the Thundering Herd's most since Marshall rushed for 432 yards in a 48-7 win over Rhode Island in 2014.
- » **Khalan Laborn** (12 carries, 102 yards) and **Ethan Payne** (11 carries, 110 yards) became the first pair of Marshall players to rush for 100-plus yards in the same game since the Herd's 31-28 win over Colorado State in the 2017 New Mexico Bowl (Keion Davis, 141 yards; Tyler King, 106 yards).
- » Quarterback **Henry Colombi** completed 24-of-26 passes in his Marshall debut, for 205 yards, one touchdown (13 yards to Corey Gammage) and one interception (in the end zone on a deflected pass). Colombi's .923 completion percentage is the second-highest in a game in school history (min. 10 passes thrown), topped only by Eric Kresser's 10-for-10 performance in a 56-25 win over The Citadel in 1996.
- » Colombi completed the first 13 passes he threw against Norfolk State, which ties him for the third-longest completion streak in school history (Grant Wells completed 18 consecutive passes at North Texas in 2021; Eric Kresser completed 14 consecutive passes over two games (The Citadel and East Tennessee State) in 1996; Byron Leftwich completed 13 consecutive passes against Buffalo in 2003).
- » **Ethan Payne** scored two touchdowns, then his younger brother **Toby Payne** caught his first career pass from Cam Fancher and took the ball into the end zone for a 12-yard touchdown. The Payne brothers became only the second set of siblings to score touchdowns in the same game for Marshall, and the first to do so in more than 105 years. The other combo was quarterback Bradley and wide receiver Noel Workman, each of whom scored touchdowns in the same game twice in the 1916 season - during a 26-12 win at Rio Grande on Sept. 29, and again during a 19-19 tie at Transylvania on Oct. 28.

- » The Payne brothers are from Poca, W.Va., and they were joined in the Marshall touchdown column against Norfolk State by another native West Virginian when defensive lineman **Owen Porter** (Huntington) recovered and returned a fumble 21 yards for a touchdown. The last time that three West Virginians scored in the same game for the Herd was on Oct. 6, 2001, during a 37-15 Marshall win at Northern Illinois. On that day, defensive lineman Orlando Washington (Accoville, W.Va.) recovered and returned a fumble 25 yards for a touchdown, wideout Denero Marriott (Inwood, W.Va.) caught a 31-yard touchdown pass from Byron Leftwich, and safety Michael Owens (Logan, W.Va.) intercepted a pass and returned it 25 yards for a touchdown.

#### Defense

- » Marshall's defense smothered the Spartans, allowing only a field goal late in third quarter after the Thundering Herd had taken a 55-0 lead. The Herd held Norfolk State to 114 total yards, 30 yards rushing, and five first downs. The Spartans ran only 45 offensive plays.
- » Norfolk State's five first downs were the fewest allowed by Marshall since a 27-0 win over Ohio in 1997, in which the Bobcats gained two first downs.
- » That 1997 game against Ohio was the last time that a Marshall opponent ran fewer than the 45 plays that Norfolk State ran - Ohio snapped the football 41 times that night.
- » Norfolk State's 114 yards of total offense were the fewest allowed by Marshall since a 20-3 win over Central Florida in 2004, in which Central Florida gained 104 yards (on 49 plays).

#### Special Teams

- » True freshman kicker **Rece Verhoff** made his Marshall debut one to remember by making both of his field goal attempts (30 and 27 yards) and knocking through all seven of his PAT attempts. Verhoff's 13 points scored tied him with several Marshall kickers for the eighth-most points in a game in school history. David Merrick set the school record with 15 points against East Tennessee State in 1993 and J.R. Jenkins matched that 15 against Miami (Ohio) in 2000. Marshall kickers have scored 14 points in a game five times.

# Preseason Notes

## Three honored as preseason All-Sun Belt

Running back **Rasheen Ali**, linebacker **Abraham Beauplan**, and defensive back **Steven Gilmore** received recognition on the official Sun Belt preseason all-conference teams, voted on by the league's coaches.

Ali was named to the first-team offense following a 2021 campaign in which he rushed for 1,401 yards and led the nation with 25 touchdowns.

Beauplan and Gilmore were both recognized on the second-team defense. Beauplan led Marshall with 110 tackles in 2021, including a team-high 11 tackles for loss and 2.5 quarterback sacks. Gilmore led the Thundering Herd with three interceptions last season while breaking up eight passes and recording 52 tackles. Beauplan received first-team All-Conference USA recognition in 2021 and Gilmore was a second-team selection.

## Ali garners national acclaim, but sidelined early

On August 23, Marshall Coach Charles Huff announced that running back **Rasheen Ali** would be away from the team at the start of the 2022 season.

Upon his return, following a freshman campaign in which he recorded one of the top seasons of all time by a Thundering Herd running back, Ali will sneak up on no one in 2022.

Ali has been named to the 2022 preseason watch lists for the Maxwell Award (national player of the year), the Walter Camp Award (national player of the year), the Doak Walker Award (top running back), the Paul Hornung Award (most versatile), and the Wuerffel Trophy (community service). Ali has also been named a second-team preseason All-American by the Pro Football Network (PFN).

In 2021, Ali rushed the football 250 times for 1,401 yards and 23 touchdowns, caught 46 passes for 342 yards and one touchdown, and took his only kickoff return of the season for a touchdown (97 yards against Appalachian State).

Ali finished No. 1 in the nation with 25 touchdowns scored and tied for No. 1 in the nation with 11.5 points scored per game (Breece Hall, Iowa State). He tied for No. 1 in the nation with 23 rushing touchdowns (Tyler Allgeier, BYU) and was No. 10 in the nation with a rushing average of 107.8 yards per game. He finished No. 10 in the nation in all-purpose yardage with an average of 140.9 yards per game.

Ali's 2021 accolades included first-team Freshman All-American honors from the Football Writers Association (all purpose), second-team All-American honors from the Pro Football Network (running back), and first-team All-Conference USA honors (running back).

Among all-time Marshall freshmen, Ali is No. 2 with 25 total touchdowns (Randy Moss, 29 in 1996), No. 2 with his 1,840 all-purpose yards (Randy Moss, 2,350 in 1996) and No. 1 with his 23 rushing touchdowns and 1,401 rushing yards.

## Colombi gets the nod at quarterback

After a training camp battle to determine who would become Marshall's starting quarterback, Coach Charles Huff announced on August 25th that the job will go to **Henry Colombi**. Colombi is a first-year member of the Thundering Herd - he transferred to Marshall from Texas Tech, where he played in 2020 and 2021 after spending the first two years of his college career at Utah State.

In his college career prior to Marshall (2018-19 at Utah State and 2020-21 at Texas Tech), Colombi had completed 258-of-384 passes (.672) for 2,816 yards, 15 touchdowns, and 10 interceptions. He rushed the football 114 times for 308 yards and another 5 touchdowns. He made nine starts, all at Texas Tech.

Number two on the Marshall QB depth chart is **Cam Fancher**, who has played in every game this season. Fancher saw limited action in 2021 with appearances against North Carolina Central and Florida International, and was able to preserve his redshirt status. On the year he completed 3-of-6 passes for 50 yards and carried the football five times for 18 yards.

Fancher threw the first touchdown pass of his collegiate career when he connected with freshman tight end Toby Payne for a 12-yard score against Norfolk State. He twice came into Marshall's game at Purdue when the Thundering Herd advanced into the red zone and rushed the football three times for 12 yards.

# Preseason Notes

## 2022 staff updates

Marshall head coach Charles Huff announced updates to his coaching and support staff rosters for the 2022 season.

Among the returning members of the coaching staff, Clint Trickett has been promoted to the program's Offensive Coordinator/Quarterbacks Coach. His 2021 post of Passing Game Coordinator/Wide Receivers Coach has been filled by Jovon Bouknight.

Bill Legg's title is now Associate Head Coach/Offensive Line Coach, while Linebackers Coach Shannon Morrison has added Assistant Head Coach to his title.

Johnathan Galante joins Marshall as its Special Teams Coordinator and Chevis Jackson will coach the Thundering Herd's cornerbacks.

Joining Ben Ashford's strength and conditioning staff this season are Wil Rankin and Scottie Ethington.

Marc Votteler has taken over as MU's new General Manager and Katelyn Lambert is the Herd's Director of On-Campus Recruiting.

Scott Fahey and Edmund Kugbila have joined the program as Offensive Graduate Assistants, while Quentin Hall and Dalton Williams have done the same for the Herd's Offensive Quality Control unit. Former player Mark Shaver has joined the Thundering Herd in the Defensive Quality Control area.

"I'm extremely excited about these new additions to our organization," said Huff. "One of the most critical parts of any successful program is hiring the right personnel. The pieces that we have added will help our organization continue to close the gap. These individuals fully understand the Marshall Family and this community's landscape and we all are excited to start this upcoming season!"

## The Thundering Herd's staff rosters are:

### Coaching Staff

Charles Huff, Head Coach  
Clint Trickett, Offensive Coordinator/Quarterbacks  
Lance Guidry, Defensive Coordinator/Safeties  
Johnathan Galante, Special Teams Coordinator  
Bill Legg, Associate Head Coach/Offensive Line  
Shannon Morrison, Assistant Head Coach/Linebackers  
Jovon Bouknight, Pass Game Coordinator/Wide Receivers  
Telly Lockette, Run Game Coordinator/Running Backs  
Chevis Jackson, Cornerbacks  
Ralph Street, Defensive Line

### Support Staff

Sharrod Everett, Football Chief of Staff  
Ben Ashford, Director of Sports Performance  
Wil Rankin, Assistant Strength and Conditioning Coach  
Scottie Ethington, Assistant Strength and Conditioning Coach  
Mark Gale, Asst. AD of Football Operations  
Luke Haker, Asst. Director of Football Operations  
Doug Chapman, Senior Analyst/Director of Player Development  
Mike Bartrum, Senior Analyst/Special Asst. to the Head Coach  
Marc Votteler, General Manager  
Katelyn Lambert, Director of On-Campus Recruiting  
Scott Fahey, Offensive Graduate Assistant  
Edmund Kugbila, Offensive Graduate Assistant  
Torrence Brown, Defensive Graduate Assistant  
Mac Goode, Defensive Graduate Assistant  
Quentin Hall, Offensive Quality Control  
Dalton Williams, Offensive Quality Control  
Mark Shaver, Defensive Quality Control  
Dominic Taylor, Special Teams Quality Control  
Matthew Rumshock, Director of Video Services  
Jared Muth, Associate Head Athletic Trainer  
Sean Adams, Assistant Athletic Trainer  
Joey Waugh, Assistant Athletic Trainer

# Joan C. Edwards Stadium



**Joan C. Edwards Stadium** (capacity 30,475) serves as the home of the Thundering Herd. Marshall is one of two FBS programs to have a stadium named for a woman (South Carolina - Martha Williams-Brice).

Mrs. Edwards and her husband James (for whom the playing surface is named) were philanthropists who gave generously to Marshall University, the city of Huntington, and countless other causes. Mrs. Edwards is also the namesake of Marshall's performing arts center as well as the cancer center at Cabell Huntington Hospital.

Mrs. Edwards was born in London, England, but her family moved to New Orleans when she was four years old. By the age of 11 she was singing on WWL radio and went on to a jazz singing career that saw her perform in places like New York and Chicago. She married James F. Edwards in 1937 and moved to Huntington. She eventually became CEO of her husband's mattress manufacturing company.

Among their business ventures, the Edwards family got into thoroughbred horse racing; they owned four tracks themselves, and Mrs. Edwards took an active role in renovating the tracks after they purchased them. They raced their horses in Canada, England, and Ireland, as well as the United States.

Mrs. Edwards passed away in Huntington in 2006.

## Protecting the home turf

Marshall is known for being one of the toughest places to play in college football. The program has won 81.0 percent (175-41) of its home games in Joan C. Edwards Stadium, the fifth-best mark in the country.

Top FBS home stadium winning percentages:

1) Alabama (Bryant-Denny, 1929)	288-54-3	.839
2) Boise State (Albertsons, 1970)	280-60	.824
3) Georgia Southern (Paulson, 1984)	207-46	.819
4) Oklahoma (Gaylord Family, 1923)	416-88-15	.816
5) <b>Marshall (Joan C. Edwards, 1991)</b>	<b>175-41</b>	<b>.810</b>

## That turf is brand new

Marshall's 2022 season opener with Norfolk State was the Thundering Herd's first on its newly installed playing surface, which is the AstroTurf RootZone 3D3 Blend.

## Joan C. Edwards Stadium Timeline

- Jan. 15, 1987: West Virginia Governor Arch Moore asked the legislature to approve funding for the stadium.
- July 18, 1990: Official ground-breaking ceremony for Marshall University Stadium.
- Sept. 7, 1991: First game (Marshall 24, New Hampshire 23).
- Sept. 4, 1993: Playing surface named the James F. Edwards Field.
- Nov. 28, 2003: Named Joan C. Edwards Stadium.

**Joan C. Edwards**  
1918-2006



**James F. Edwards**  
1910-1991



# Joan C. Edwards Stadium Records

## Team Records

### Marshall

### Opponent

Most points.....	71..... vs. Morehead State, 1994 (71-7).....	67.....	Western Kentucky, 2014 (67-66, OT)
Largest margin of victory .....	64..... vs. Morehead State, 1994 (71-7).....	54.....	Western Kentucky, 2016 (60-6)
Most first downs .....	38..... vs. North Carolina Central, 2021.....	37.....	Western Kentucky, 2014
Most yards rushing .....	432..... vs. Rhode Island, 2014.....	372.....	Youngstown State, 2001
Most yards passing .....	642..... vs. VMI, 1991 .....	516.....	Western Kentucky, 2014
Most plays .....	106..... vs. Houston, 2012 .....	99.....	Western Carolina, 1991
Most total yards .....	789..... vs. VMI, 1991 .....	738.....	Western Kentucky, 2014

## Individual Records

### Marshall

### Opponent

Most points scored .....	30..... Ahmad Bradshaw vs. Texas-El Paso, 2005 .....	24.....	Trinity Dawson, Toledo, 2002
		24.....	Latavius Murray, Central Florida, 2012
Most touchdowns .....	5..... Ahmad Bradshaw vs. Texas-El Paso, 2005 .....	4.....	Trinity Dawson, Toledo, 2002
		4.....	Latavius Murray, Central Florida, 2012
Longest rush.....	89..... Chris Parker vs. Eastern Illinois, 1992.....	88.....	Keaton Mitchell, East Carolina, 2021
Most rushing attempts.....	41..... Chris Parker vs. Troy, 1993 .....	39.....	Jordan Howard, UAB, 2014
Most rushing yards .....	272..... Devon Johnson vs. FAU, 2014 .....	237.....	Leon Allen, Western Kentucky, 2014
Most rushing touchdowns.....	5..... Ahmad Bradshaw vs. Texas-El Paso, 2006.....	4.....	Trinity Dawson, Toledo, 2002
Longest pass .....	99..... Todd Donnan to Troy Brown vs. VMI, 1991 .....	97.....	Joshua Cribbs to Najah Pruden, Kent State, 2003
Most pass attempts .....	65..... Rakeem Cato vs. Ohio, 2012 .....	64.....	Ryan Griffin, Tulane, 2010
Most pass completions .....	44..... Rakeem Cato vs. Ohio, 2012 .....	43.....	Tyler Sheehan, Bowling Green, 2009
Most pass yards.....	496..... Michael Payton vs. VMI, 1991 .....	491.....	Brandon Doughty, Western Kentucky, 2014
Most touchdown passes.....	7..... Rakeem Cato vs. Western Kentucky, 2014.....	8.....	Brandon Doughty, Western Kentucky, 2014
Most interceptions thrown .....	5..... Grant Wells vs. Rice, 2020.....	4.....	most recently, Tyler Appleby, Purdue, 2015
Most receptions .....	15..... David Foye vs. Kent State, 2000.....	17.....	Freddie Barnes, Bowling Green, 2009
Most receiving yards .....	288..... Randy Moss vs. Delaware, 1996.....	216.....	MacArthur Johnson, Howard, 1996
Most touchdown receptions.....	4..... Randy Moss vs. The Citadel, 1996.....	3.....	most recently Tyler Higbee, WKU, 2014
	4..... Randy Moss vs. Montana, 1996		
	4..... Darius Watts vs. Ohio, 2001		
Most total offense plays.....	71..... Rakeem Cato vs. Ohio, 2012 .....	71.....	Jay Walker, Howard, 1993
Most total offense yards.....	495..... Byron Leftwich vs. Central Michigan, 2001 .....	479.....	Lamar Jackson, Louisville, 2016
Most all-purpose yards.....	348..... Randy Moss vs. Delaware, 1996.....	288.....	Leon Allen, Western Kentucky, 2014
Longest punt.....	92..... Kaare Vedvik vs. Old Dominion, 2017.....	74.....	Kent McCullough, Miami (Ohio), 1998
Most kicking points .....	15..... David Merrick vs. East Tennessee State, 1993 .....	19.....	Kevin Miller, East Carolina, 2001
	15..... J.R. Jenkins vs. Miami (Ohio), 2000		
Most field goals.....	4..... Justin Haig vs. Louisiana Tech, 2014 .....	4.....	most recently Brayden Narveson, WKU, 2021
	4..... Justin Rohrwasser vs. Western Kentucky, 2019		
Longest field goal.....	53..... Curtis Head vs. Buffalo, 2002 .....	58.....	Michael Barbour, East Carolina, 2011
	53..... Justin Rohrwasser vs. Western Kentucky, 2019		
Longest kickoff return .....	99..... Keion Davis vs. Miami (Ohio), 2017 .....	98.....	Quincy McDuffie, Central Florida, 2012
Most kickoff return yards.....	196..... Keion Davis vs. Miami (Ohio), 2017 .....	211.....	Tracy Lampley, Southern Miss, 2009
Longest punt return .....	86..... Troy Brown vs. Morehead State, 1991 .....	87.....	DaVon Fowlkes, Appalachian State, 2002
Most punt return yards .....	114..... Troy Brown vs. Morehead State, 1991 .....	105.....	DaVon Fowlkes, Appalachian State, 2002
Longest interception return .....	100..... Derek Grier vs. East Tennessee State, 1991.....	99.....	Julius Grant, Western Carolina, 1993
	100..... Melvin Cunningham vs. James Madison, 1994		
Longest fumble return .....	95..... George Davis vs. Morgan State, 2016.....		
Most tackles.....	21..... Shannon King vs. Youngstown State, 1993.....	21.....	Deon King, Norfolk State, 2015
Most tackles for loss .....	4.5..... Darius Hodge vs. Old Dominion, 2019.....	4.5.....	Demarcus Ware, Troy, 2004
Most quarterback sacks .....	4.5..... Darius Hodge vs. Old Dominion, 2019.....	3.....	most recently Demarcus Ware, Troy, 2004

# Odds & Ends

## Overtime, over time

All-time overtime record.....	10-8
Current streak.....	L-1
In double overtime .....	3-1
In triple overtime .....	1-2
At home.....	6-3
On the road.....	3-5
Neutral site.....	1-0

## Marshall's OT History

1991	at Western Carolina	W	27-24	(3 OT)
1991	vs. Western Illinois	W	20-17	
1994	vs. James Madison	W	28-21	
2001	vs. East Carolina*	W	64-61	(2 OT)
2005	vs. SMU	W	16-13	
2005	vs. Southern Miss	L	27-24	
2008	at East Carolina	L	19-16	
2010	vs. West Virginia	L	24-21	
2011	vs. East Carolina	W	34-27	
2012	at Rice	W	54-51	(2 OT)
2012	at East Carolina	L	65-59	(2 OT)
2013	at Virginia Tech	L	29-21	(3 OT)
2014	vs. Western Kentucky	L	67-66	
2015	at Kent State	W	36-29	(2 OT)
2015	at Middle Tennessee	L	27-24	(3 OT)
2019	vs. Florida International	W	30-27	
2021	vs. Old Dominion	W	20-13	
2022	at Bowling Green	L	34-31	

\*GMAC Bowl in Mobile, Ala.

## Future Schedules

### 2023

Sept. 2 - at NC State  
 Sept. 9 - at East Carolina  
 Sept. 16 - vs. Central Connecticut  
 Sept. 23 - vs. Virginia Tech

### 2024

Aug. 31 - vs. Stony Brook  
 Sept. 7 - at Virginia Tech  
 Sept. 14 - vs. Western Michigan  
 Oct. 5 - at Liberty

### 2025

Aug. 30 - vs. Army  
 Sept. 6 - at Western Michigan  
 Sept. 13 - vs. East Carolina  
 Sept. 20 - at Middle Tennessee

### 2026

Sept. 5 - at Penn State  
 Sept. 12 - vs. Middle Tennessee  
 Oct. 10 - at Army  
 TBA - vs. Liberty

### 2027

Sept. 11 - at Ohio  
 Sept. 18 - vs. Boise State  
 Sept. 25 - vs. Bowling Green

## Marshall blocked kicks in the FBS era (since 1997)

1997	none	2008	Johnny Jones (PAT at Wisconsin) Johnny Jones (PAT at UAB) Aaron Johnson (field goal vs. UCF)	2013	Darryl Roberts (PAT at Tulsa) James Rouse (field goal at Virginia Tech)
1998	George Miller (punt vs. Eastern Michigan) Danny Derricott (FG vs. Wofford)	2009	Johnny Jones (field goal vs. Bowling Green) Michael Janac (PAT vs. Southern Miss) Johnny Jones (PAT at Texas-El Paso)	2014	Raheim Huskey (punt vs. Rhode Island) Raheim Huskey (punt at Old Dominion) Ricardo Williams (field goal at FIU) Arnold Blackmon (field goal vs. W. Kentucky)
1999	Yancey Satterwhite (punt vs. Northern Illinois)	2010	Johnny Jones (field goal at Ohio State) Johnny Jones (field goal vs. West Virginia) Esrray Taliaferro (punt vs. Tulane)	2015	Ryan Bee (field goal vs. Southern Miss)
2000	Chris Crocker (punt at Michigan State) Chris Crocker (punt at Michigan State) Willie Tisdale (punt vs. Buffalo)	2011	Jermaine Kelson (punt vs. Southern Miss) Vinny Curry (PAT vs. Virginia Tech) Vinny Curry (PAT at Louisville) Darryl Roberts (punt vs UAB) Vinny Curry (PAT at Memphis) Derek Mitchell (punt at Memphis) Zach Dunston (punt vs. FIU)	2016	Jason Smith (field goal vs. Charlotte) Omari Cobb (punt vs. Akron) Ryan Bee (field goal at Charlotte)
2001	Johnathan Goddard (punt vs. Bowling Green)	2012	C.J. Crawford (punt at West Virginia) Jeremiah Taylor (field goal at Purdue) Jermaine Kelson (punt at Purdue) Marques Aiken (PAT vs. Central Florida) Deon Meadows (PAT vs. Central Florida) Jeremiah Taylor (field goal vs Memphis) Marques Aiken (field goal at UAB)	2017	Darius Hodge (punt vs. Charlotte)
2002	Jamus Martin (punt at Kent State)			2018	Brandon Drayton (punt at Florida International) Juwon Young (field goal at Florida International)
2003	none			2019	Darius Hodge (punt at Charlotte)
2004	Brad Bates (punt vs. Troy) Ivan Clark (punt vs. Buffalo) Ivan Clark (punt vs. Buffalo) Shawn Lauzon (field goal vs. W. Michigan)			2020	Ethan Driskell (PAT vs. Florida Atlantic)
2005	Terick Thomas (punt at Central Florida) Ivan Clark (punt vs. UAB) Ivan Clark (punt vs. UAB) Chris Hawkins (PAT at Tulane)			2021	T.J. Johnson (field goal at Navy) Naquan Renalds (punt at Navy) Jayshaun Coffman (PAT at Middle Tennessee) T.J. Johnson (field goal vs. Florida International)
2006	Phillip Gamble (punt at Kansas State) Jon Moravek (punt vs. Tulane)				
2007	Ashton Hall (punt at Cincinnati) Byron Tinker (PAT vs. Southern Miss) Ashton Hall (punt vs. Southern Miss)				

# Odds & Ends

## Marshall defensive touchdowns in the FBS era (since 1997)

- |      |  |      |   |
|------|--|------|---|
| 1997 | Ricky Hall 43-yard fumble return at Army<br>Seth Lyle 29-yard fumble return vs. Western Illinois<br>Tim Dempsey 29-yard interception return vs. Akron<br>B.J. Summers 97-yard interception return vs. Akron<br>Javonne Darling fumble recovery in the end zone vs. Eastern Michigan<br>John Grace 42-yard interception return vs. Eastern Michigan | 2008 | Mario Harvey 62-yard fumble return at UAB   |
| 1998 | Danny Derricott 21-yard fumble return vs. Toledo   | 2009 | Ashton Hall 29-yard fumble return at Tulane   |
| 1999 | Rogers Beckett 19-yard interception return at Buffalo  | 2011 | Rashad Jackson 12-yard fumble return at Central Florida<br>Billy Mitchell 20-yard fumble return at UAB<br>Omar Brown 48-yard interception return vs. UAB  |
| 2001 | Michael Owens 25-yard interception return at Northern Illinois<br>Orlando Washington 25-yard fumble return at Northern Illinois<br>Roberto Terrell 76-yard interception return vs. Youngstown State<br>Ralph Street 25-yard interception return vs. East Carolina<br>Terrence Tarpley 25-yard interception return vs. East Carolina                | 2012 | Devin Arrington 18-yard interception return vs. Western Carolina  |
| 2002 | J.T. Rembert 34-yard fumble return vs. Buffalo<br>Marcus Hairston 11-yard fumble return vs. Buffalo<br>Duran Smith 35-yard fumble return vs. Toledo  | 2013 | Raheem Waiters 27-yard interception return vs. Miami (Ohio)<br>Montarius Lovett 70-yard interception return vs. Gardner-Webb<br>Gary Thompson 5-yard interception return vs. East Carolina  |
| 2003 | Johnathan Goddard 84-yard fumble return at Kansas State<br>Johnathan Goddard 40-yard fumble return vs. Ohio  | 2014 | Corey Tindal 30-yard interception return at Florida International<br>Rashawde Myers fumble recovery in the end zone at UAB  |
| 2004 | Johnathan Goddard 27-yard fumble return at Ohio State<br>Johnathan Goddard 23-yard interception return at Ohio<br>Chris Royal 38-yard interception return vs. Central Florida<br>Roberto Terrell 44-yard interception return vs. Western Michigan<br>Willie Smith 32-yard interception return vs. Cincinnati                                       | 2015 | Tiquan Lang 30-yard interception return vs. Purdue<br>Tiquan Lang 55-yard interception return vs. Purdue<br>Jarquez Samuel 3-yard fumble return vs. Southern Miss   |
| 2005 | Matt Couch 70-yard fumble return vs. William & Mary  | 2016 | George Davis 95-yard fumble return vs. Morgan State<br>Ty Tyler 20-yard fumble return vs. Morgan State<br>Ty Tyler 25-yard fumble return vs. Louisville   |
| 2006 | Shavar Greer 10-yard fumble return vs Hofstra<br>C.J. Spillman 85-yard interception return vs. Memphis<br>Zearrick Mathews 44-yard interception return vs. Tulane<br>Rashad Jackson 84-yard interception return vs. Tulane   | 2017 | Chris Jackson 72-yard interception return vs. Miami (Ohio)<br>Chris Jackson 15-yard fumble return vs. Old Dominion<br>Artis Johnson 17-yard interception return at Middle Tennessee<br>Nazeeh Johnson 45-yard interception return vs Western Kentucky |
|      |  | 2018 | Omari Cobb 25-yard interception return at Florida International   |
|      |  | 2019 | Micah Abraham 75-yard interception return vs. Central Florida   |
|      |  | 2020 | Tavante Beckett 38-yard fumble return at Western Kentucky   |
|      |  | 2022 | Owen Porter 21-yard fumble return vs. Norfolk State<br>Steven Gilmore 37-yard interception return at Notre Dame   |

## Marshall special teams touchdowns in the FBS era (since 1997)

- |      |  |
|------|--|
| 1998 | David Foye 11-yard return of punt blocked by George Miller at Eastern Michigan<br>Damone Williams 49-yard punt return vs. Ball State   |
| 1999 | James Williams 93-yard kickoff return vs. Liberty  |
| 2000 | Maurice Hines 60-yard punt return at Bowling Green   |
| 2004 | Dennis Thornton recovery in end zone of punt blocked by Ivan Clark vs. Buffalo   |
| 2005 | Chubb Small 92-yard kickoff return at Tulane   |
| 2006 | James Johnson 17-yard return of punt blocked by Phillip Gamble at Kansas State   |
| 2007 | Darius Marshall 91-yard kickoff return vs. UAB   |
| 2009 | Andre Booker 58-yard punt return vs. Ohio  |
| 2010 | Ahmed Shakoore 61-yard return of field goal attempt blocked by Johnnie Jones at Ohio State<br>Troy Evans 100-yard kickoff return at Southern Miss<br>Kevin Perry 2-yard return of punt blocked by Essray Taliaferro vs. Tulane 2010        |
| 2011 | Andre Booker 87-yard punt return at West Virginia  |
| 2012 | Derek Mitchell 35-yard return of punt blocked by Jermaine Kelson at Purdue   |
| 2013 | Devon Smith 77-yard punt return at Florida Atlantic  |
| 2014 | Brandon Byrd recovery in end zone of punt blocked by Raheim Husky at Old Dominion<br>Deandre Reaves 93-yard kickoff return vs. Northern Illinois   |
| 2015 | Deandre Reaves 93-yard kickoff return at Kent State<br>Deandre Reaves 69-yard punt return vs. Florida International<br>Deandre Reaves 97-yard kickoff return at Western Kentucky   |
| 2016 | Keion Davis 99-yard kickoff return at North Texas  |
| 2017 | Keion Davis 99-yard kickoff return vs. Miami (Ohio)<br>Keion Davis 97-yard kickoff return vs Miami (Ohio)  |
| 2018 | Artis Johnson 22-yard fumble return on kickoff coverage vs. NC State<br>Brenden Knox 8-yard fumble return on kickoff coverage at Southern Miss<br>Brandon Drayton recovery in end zone of punt he blocked himself at Florida International |
| 2019 | Talik Keaton 67-yard punt return vs. VMI<br>Joseph Early 16-yard return of punt blocked by Darius Hodge at Charlotte   |
| 2021 | Rasheen Ali 97-yard kickoff return at Appalachian State<br>Jayden Harrison 99-yard kickoff return at Florida Atlantic  |



Johnathan Goddard, 2004 All-American and Bronko Nagurski Trophy finalist, scored four defensive touchdowns for Marshall during the 2003-04 seasons.

# Record When ...

## Record When - in 2022

Overall Record.....	3-3
Current Streak .....	L-1
Sun Belt Record .....	0-2
Division Record.....	0-0
Non-Conference Record.....	3-1
Home Record.....	2-1
Current Home Streak.....	L-1
Road Record .....	1-2
Current Road Streak.....	L-2
Neutral Record.....	0-0
Day Games .....	3-1
Night Games.....	0-2
Natural Grass .....	0-0
Artificial Turf .....	3-3
Marshall wins Coin Toss.....	1-2
Opponent wins Coin Toss .....	2-1
Marshall scores first.....	3-1
Opponent scores first.....	0-2
Marshall leads at end of 1st Quarter.....	1-1
Marshall trails at end of 1st Quarter.....	0-1
Marshall leads at Halftime .....	3-1
Marshall trails at Halftime .....	0-1
Marshall leads at end of 3rd Quarter.....	3-0
Marshall trails at end of 3rd Quarter.....	0-2
In September.....	2-2
In October .....	1-1
In November.....	0-0
In December .....	0-0
vs. Top 25 teams .....	1-0
vs. unranked teams .....	2-3
With 100-yard rusher.....	3-3
vs. 100-yard rusher .....	0-0
With 300-yard passer.....	0-1
vs. 300-yard passer .....	0-1

## Record When - through the years

Marshall's record in its most recent X number of games when ...

### Turnovers

positive turnover margin.....	52-13
equal turnover margin .....	23-5
negative turnover margin .....	20-42
plus-2 turnover margin .....	29-6
plus-3 turnover margin .....	11-0
Marshall commits 0 turnovers .....	30-7
Marshall commits 0 or 1 turnover(s).....	61-21
Marshall gains 4-plus takeaways .....	10-0

### Holding leads

Marshall scores first .....	61-6
Marshall leads after the first quarter .....	64-12
Marshall leads at halftime .....	80-8

### When limiting the opponent to

Marshall holds opponent under 300 total yards.....	35-3
Marshall holds opponent under 125 pass yards.....	21-4
Marshall allows no rushing touchdowns.....	39-7

### When Marshall itself

Marshall rushes for 150-plus yards.....	57-11
Marshall rushes for 200-plus yards.....	43-6
Marshall rushes for 300-plus yards.....	13-0
Marshall scores 30-plus points.....	56-6

# The Last Time that Marshall ...

**Shut Out An Opponent:** Oct. 30, 2021 vs. Florida International  
**Shut Out An Opponent in the First Half:** Sept. 3, 2022 vs Norfolk State  
**Shut Out An Opponent in the Second Half:** Oct. 1, 2022 vs Gardner-Webb  
**Held An Opponent to 0 Touchdown Passes:** Oct. 1, 2022 vs Gardner-Webb  
**Held An Opponent to 0 Rushing Touchdowns:** Oct. 12, 2022 vs Louisiana  
**Allowed 60+ Points at Home:** Nov. 26, 2016 vs. Western Kentucky (60)  
**Allowed 50-59 Points at Home:** Nov. 27, 2021 vs. Western Kentucky (53)  
**Allowed 40+ Points in a Half:** Nov. 27, 2021 vs. Western Kentucky (47)  
**Rushed For 300-399 Yards:** Sept. 3, 2022 vs Norfolk State (380 yards on 51 attempts)  
**Rushed For 400+ Yards:** Sept. 6, 2014 vs. Rhode Island (432 yards)  
**Rushed For Six Touchdowns:** Sept. 4, 2021 at Navy (Rasheen Ali 4, Sheldon Evans 2)  
**Rushed For Seven Touchdowns:** Nov. 8, 2014 at Southern Miss (Remi Watson 3, Steward Butler 2, Tony Pittman and Rakeem Cato 1)  
**Passed For 300-399 Yards:** Sept. 17, 2022 at Bowling Green (26-38-1, 356 yards)  
**Passed For 400-499 Yards:** Sept. 18, 2021 vs. ECU (460)-Grant Wells: 24 of 39 for 433 yards, 1 TD and 2 INTs; Xavier Gaines: 0 of 1 for 0 yards  
**Passed For 500 or More Yards:** Dec. 19, 2001 (576), Byron Leftwich vs. East Carolina (41 of 70 for 576 yards)  
**Passed For Four Touchdowns:** Nov. 25, 2017 vs. Southern Miss (Chase Litton)  
**Passed For Five Touchdowns:** Nov. 14, 2020 vs. Middle Tennessee (Grant Wells 5)  
**Passed For Six Touchdowns:** Sept. 10, 2016 vs. Morgan State (Chase Litton)  
**Passed For Seven Touchdowns:** Nov. 28, 2014 vs. Western Kentucky (Rakeem Cato)  
**Had 500-599 Yards Offense:** Sept. 17, 2022 at Bowling Green (75 plays, 547 yards)  
**Had 600-699 Yards Offense:** Sept. 3, 2022 vs Norfolk State (81 plays, 612 yards)  
**Had 700 or More Yards Offense:** Nov. 28, 2014 vs. Western Kentucky (82 plays for 708 yards)  
**Rushed and Passed for 300+ Yards:** Nov. 2, 2013 vs. Southern Miss (304 rushing, 332 passing)  
**Scored 40+ Points in a Half:** Oct. 15 at North Texas (42, First)  
**Scored 28+ Points in a Quarter:** Sept. 3, 2022 vs Norfolk State (28, Second)  
**Scored 50-59 Points:** Sept. 3, 2022 vs Norfolk State (55)  
**Scored More Than 60 Points:** Sept. 10, 2016 vs. Morgan State (62)  
**Had 30 or More First Downs:** Sept. 3, 2022 vs Norfolk State (33)  
**Ran 100+ Plays:** Sept. 11, 2021 vs. North Carolina Central (101)  
**Ran Fewer Than 50 Plays:** Sept. 6, 2019 at Boise State (43)  
**Won a Game with less than 19 minutes of Time of Possession:** Sept. 4, 2021 at Navy (18:41)  
**Had the ball less than 19 minutes of Time of Possession:** Sept. 4, 2021 at Navy (18:41)  
**Failed to Pass for More than 100 Yards:** Sept. 24, 2022 at Troy (78 yards)  
**Failed to Pass for More than 100 Yards in Back-to-Back games:** Nov. 23, 2019 at Charlotte (86 yards); Nov. 30, 2019 vs. FIU (90 yards)  
**Failed to Rush for More Than 50 yards:** Nov. 13, 2021 vs. UAB (37 yards)  
**Held An Opponent to Fewer Than 50 yards Rushing:** Oct. 1, 2022 vs Gardner-Webb (19 yards on 19 attempts)  
**Held An Opponent to Negative Yards Rushing:** Nov. 17, 2018 vs. Texas-San Antonio ((-29) yards on 26 carries)  
**Held An Opponent to Fewer Than 100 Yards Passing:** Sept. 3, 2022 vs Norfolk State (84 yards on 6-of-14 passing)  
**Held An Opponent to Negative Yards Passing:** Nov. 26, 2005 at Memphis (1 of 8 for -3 yards)  
**Held An Opponent to Fewer Than 200 Yards Total Offense:** Oct. 1, 2022 vs Gardner-Webb (143 yards on 51 plays)  
**Failed To Score a Touchdown:** Dec. 5, 2020 vs. Rice (L, 0-20)  
**Failed To Pass For A Touchdown:** Sept. 24, 2022 at Troy  
**Failed To Rush For A Touchdown:** Nov. 13, 2021 vs. UAB (L, 14-21)  
**Failed To Score an Offensive Touchdown:** Dec. 5, 2020 vs. Rice (L, 0-20)  
**Did Not Punt in a Game:** Sept. 5, 2020 vs. Eastern Kentucky  
**Averaged 50+ Yards Per Punt:** Nov. 3, 2017 at Florida Atlantic (Kaare Vedvik, 52.0 on two kicks)  
**Returned One Kickoff For A Touchdown:** Nov. 6, 2021 at Florida Atlantic (Jayden Harrison, 99 yards)  
**Returned Two Kickoffs For Touchdowns:** Sept. 2, 2017 vs. Miami (Ohio) (Keion Davis, 99 yards and 97 yards)  
**Returned One (Non-Blocked) Punt For A Touchdown:** Aug. 31, 2019 vs. VMI (Talik Keaton, 67 yards)  
**Returned One Blocked Punt For A Touchdown:** Nov. 23, 2019 at Charlotte (Joseph Early, 16 yards)  
**Returned One Blocked FG For A Touchdown:** Sept. 2, 2010 at Ohio State (Ahmed Shakoor, 61 yards)  
**Returned One Interception For A Touchdown:** Sept. 10, 2022 at Notre Dame (Steven Gilmore, 37 yards)  
**Returned Two Interceptions For Touchdowns:** Sept. 6, 2015 vs. Purdue (Tiquan Lang, 30 and 55 yards)  
**Returned One Fumble For A Touchdown:** Sept. 3, 2022 vs Norfolk State (Owen Porter, 21 yards)  
**Returned Two Fumbles For Touchdowns:** Sept. 10, 2016 vs. Morgan State (George Davis, 95 yards and Ty Tyler, 20 yards)

# The Last Time that Marshall ...

**Returned a PAT for 2 points:** Oct. 6, 2012 vs. Tulsa (D.J. Hunter)

**Player Had 20 or more tackles:** Nov. 27, 2010--Mario Harvey vs. Tulane (21 total tackles, 9 solo)

**Blocked A Punt:** Sept. 4, 2021 at Navy (Naquan Renalds)

**Blocked A FG:** Oct. 30, 2021 vs. Florida International (T.J. Johnson)

**Blocked An XP:** Oct. 2, 2021 at Middle Tennessee (Jayshaun Coffman)

**Scored A Safety:** Oct. 18, 2019 at Florida Atlantic (Tyler Brown recorded a sack)

**One Player Rushed For 100-199 Yards:** Oct. 12, 2022 (Khalan Laborn (26 att., 120 yards)

**Two Players Rushed For 100 or More Yards:** Sept. 3, 2022 vs Norfolk State (Ethan Payne (10 att., 113 yards)) and Khalan Laborn (12-102).

**Three Players Rushed For 100 or More Yards:** Nov. 9, 2013 vs. UAB (Steward Butler-7 for 139 yards, TD; Essray Taliaferro, 12 for 118, 2 TDs; Kevin Grooms, 8 for 108, TD)

**One Player Rushed For 200 or More Yards:** Nov. 20, 2021 at Charlotte (Rasheen Ali-23 carries for 203 yards and 3 TDs)

**One Player Rushed For Three Touchdowns:** Nov. 20, 2021 at Charlotte (Rasheen Ali)

**One Player Rushed For Four Touchdowns:** Sept. 4, 2021 at Navy (Rasheen Ali)

**Four or More Different Players Rushed For a Touchdown:** Oct. 30, 2021 vs. FIU (Rasheen Ali 2, Sheldon Evans, Ethan Payne, Grant Wells)

**One Player Had 100-199 Yards Receiving:** Sept. 17, 2022 at Bowling Green (Corey Gammage, 7 rec., 100 yards)

**One Player Had 200+ Yards Receiving:** Sept. 9, 2017 at NC State (Tyre Brady-11 catches for 248 yards, TD)

**Two Players Had 100+ Yards Receiving:** Nov. 17, 2018 vs. Texas-San Antonio --Tyre Brady (162) and Obi Obialo (103)

**Two Players Had Double-Digit Receptions:** Sept. 15, 2012 vs. Ohio--Tommy Shuler (13) and Aaron Dobson (11)

**One Player Had Three Touchdowns Receiving:** Sept. 30, 2017 at Cincinnati (Ryan Yurachek)

**Two Receivers Had Two Touchdowns Receiving:** Nov. 14, 2020 vs. Middle Tennessee (Willie Johnson and Corey Gammage)

**Three Receivers Had Two Touchdowns Receiving:** Nov. 28, 2014 vs WKU (Davonte Allen, Hyleck Foster and Eric Frohnapfel vs. WKU)

**Player Scores Rushing and Receiving Touchdowns:** Nov. 30, 2019 vs. Florida International (Xavier Gaines)

**Player Scores Four Touchdowns:** Sept. 4, 2021 at Navy (Rasheen Ali)

**Player Scores Two Two-Point Conversions:** Oct. 28, 2017 vs. Florida International (Willie Johnson)

**One Player Had Two Interceptions:** Oct. 1, 2022 vs Gardner-Webb (Steven Gilmore)

**One Player Had Three Fumble Recoveries:** Oct. 10, 2020 at Western Kentucky (Tavante Beckett)

**Allowed 6+ sacks:** Oct. 5, 2018 vs. Middle Tennessee (allowed six)

**Posted 9+ sacks:** Sept. 4, 2021 at Navy (9)

**Posted 14+ tackles for loss:** Nov. 23, 2013 at Florida International (14)

**Broke Up 15+ passes:** Oct. 9, 2015 vs. Southern Miss (15)

**Forced 5+ turnovers:** Oct. 20, 2018 vs. Florida Atlantic (5)

**Committed 5+ turnovers:** Oct. 2, 2021 at Middle Tennessee (6)

**Threw 5+ interceptions:** Dec. 5, 2020 vs. Rice (5)

**Intercepted 4+ passes:** Oct. 20, 2018 vs. Florida Atlantic (4)

**Recovered 4+ fumbles:** Oct. 9, 2015 vs. Southern Miss (4)

**Lost 4+ fumbles:** Oct. 2, 2021 at Middle Tennessee (4)

**Converted 4+ fourth downs:** Oct. 5, 2018 vs. Middle Tennessee (4)

**Missed 5+ field goals:** Nov. 7, 2015 at Middle Tennessee (5, Nick Smith-3, Amoreto Curraj-2)

**Played An Overtime Game:** Sept. 17, 2022 at Bowling Green (Bowling Green 34, Marshall 31)

**Ranked in the College Football Playoff Poll:** December 1, 2020 (#21)

**Ranked In The Final Season Poll:** Amway USA Today 2014 #22, Associated Press 2014-#23

**Ranked In The Top 10 Of Regular Season Poll:** ESPN/USA Today and Associated Press Final Poll 1999, #10

**Ranked In 11-25 Of Regular Season Poll:** Associated Press #15 (Nov. 29, 2020), USA Today #15 (Nov. 29, 2020)

**Defeated a Nationally-Ranked Opponent:** Sept. 10, 2022 (won at No. 8 Notre Dame, 26-21)

# The Last Time that a Marshall Opponent ...

**Shut Out Marshall:** Dec. 5, 2020 in Huntington, W.Va. (Rice 20, Marshall 0)

**Shut Out Marshall in the first half:** Sept. 24, 2022 at Troy

**Shut Out Marshall in the second half:** Dec. 5, 2020 vs. Rice

**Rushed For 200-299 Yards:** Nov. 6, 2021 at Florida Atlantic (47 carries for 243 yards)

**Rushed For 300-399 Yards:** Sept. 4, 2021 at Navy (76 carries for 337 yards)

**Rushed For 400 or More Yards:** Sept. 12, 2009 at Virginia Tech (53 carries for 444 yards)

**Passed For 300-399 Yards:** Sept. 24, 2022 at Troy (321 yards)

**Passed For 400-499:** Sept. 24, 2016 vs. Louisville (417 yards)

**Passed For 500+ Yards:** Nov. 28, 2014 vs. Western Kentucky (516 yards)

**Passed For 7 Touchdowns:** Oct. 22, 2011 at Houston (Case Keenum-6, Cotton Turner-1)

**Passed For 8 Touchdowns:** Nov. 28, 2014 vs. Western Kentucky (Brandon Doughty)

**Had 500-599 Yards Total Offense:** Sept. 23, 2021 at Appalachian State (93 plays for 566 yards)

**Had 600-699 Yards Total Offense:** Sept. 24, 2016 vs. Louisville (85 plays for 690 yards)

**Had 700+ Yards Total Offense:** Nov. 28, 2014 vs. Western Kentucky (86 plays for 738 yards)

**Scored 50-59 Points:** Nov. 27, 2021 vs. Western Kentucky (53)

**Scored 60+ Points:** Sept. 17, 2016 vs. Akron (65)

**Had 30 or More First Downs:** Sept. 23, 2021 at Appalachian State (39)

**Held Marshall to fewer than 10 first downs:** Sept. 6, 2019 at Boise State (9)

**Held Marshall to no first downs in a half:** Sept. 6, 2019 at Boise State

**Held Marshall to zero or fewer total yards in a half:** Sept. 6, 2019 at Boise State (0)

**Recovered a Fumbled Kickoff in the end zone For A Touchdown:** Toran Davis (Ohio) on Sept. 14, 2013

**Returned A Kickoff For A Touchdown:** Nov. 27, 2021, Craig Burt, Jr., Western Kentucky (43 yards)

**Returned Two Kickoffs For A Touchdown:** Oct. 27, 2012, Quincy McDuffie, UCF (97 & 98 yards)

**Returned A Punt For A Touchdown:** Nov. 10, 2012, Jackie Williams, UAB (79 yards)

**Returned An Interception For A Touchdown:** Dec. 5, 2020, Naeem Smith, Rice (36 yards)

**Returned Two Interceptions For Touchdowns:** Sept. 29, 2012 at Purdue (Ricardo Allen-39 yards and Josh Johnson-74 yards)

**Returned A Fumble For A Touchdown:** Sept. 24, 2022 at Troy (Buddha Jones, 23 yards)

**Returned Two Fumbles For Touchdowns:** Nov. 17, 2011 at Memphis (Kendrick Golden-36 yards and Frank Trotter-18 yards)

**Blocked A Punt:** Sept. 10, 2022 at Notre Dame (Bo Bauer blocked a John McConnell punt)

**Returned A Blocked Punt For A Touchdown:** Sept. 17, 2016, Ulysees Gilbert, Akron (30 yards)

**Blocked A Field Goal:** Sept. 24, 2022 at Troy (Caleb Ransaw blocked a Rece Verhoff attempt)

**Blocked An Extra Point Attempt:** Sept. 8, 2018 vs. Eastern Kentucky (Leodis Moore III blocked a Justin Rohrwasser kick)

**Scored A Safety:** Oct. 8, 2011 at Central Florida (MU's Gator Hoskins was called for holding in the end zone)

**One Player Rushed For 100-199 Yards:** Nov. 13, 2021 vs. UAB (DeWayne McBride rushed for 108 yards and 2 TDs on 25 carries)

**Two Players Rushed For 100 or More Yards:** Nov. 23, 2019 at Charlotte (Chris Reynolds rushed for 145 yards and 1 TD on 25 carries; Benny Lemay rushed for 100 yards on 21 carries)

**One Player Rushed For 200 or More Yards:** Nov. 3, 2017 at Florida Atlantic (Devin Singletary rushed for 203 yards on 28 carries with 1 TD)

**One Player Had Three Rushing Touchdowns:** Sept. 23, 2021 at Appalachian State (Camerun Peoples)

**One Player Had Double-Digit Receptions:** Sept. 23, 2021 at Appalachian State (Corey Sutton, 10 catches for 127 yards, TD)

**One Player Had 100 or More Yards Receiving:** Sept. 24, 2022 at Troy (Tez Johnson, 2 catches for 121 yards) and Jabre Barber (4 catches for 101 yds)

**Two Players Had 100 or More Yards Receiving:** Sept. 24, 2022 at Troy (Tez Johnson, 2 catches for 121 yards) and Jabre Barber (4 catches, 101 yds)

**One Player Had Three Touchdowns Receiving:** Nov. 28, 2014 vs. Western Kentucky (Tyler Higbee)

**Converted 6+ Fourth Down Conversions:** Nov. 20, 2021 vs. Charlotte (6-for-6)



2022-23 Marshall Football  
Game Results  
All games

Team Results

	Date	Opponent		Score	Overall	Conf	Time	Attend
	09/03/2022	Norfolk St.	W	55-3	1-0	0-0	3:04	24607
	09/10/2022	at Notre Dame	W	26-21	2-0	0-0	3:15	77622
	09/17/2022	at Bowling Green	Lot1	31-34	2-1	0-0	3:52	21158
*	09/24/2022	at Troy	L	7-16	2-2	0-1	3:31	27514
	10/01/2022	Gardner-Webb	W	28-7	3-2	0-1	3:19	19845
*	10/12/2022	Louisiana	L	13-23	3-3	0-2	3:49	19905



2022-23 Marshall Football  
Overall Team Statistics  
All games

Team Statistics

	MARSH	OPP
<b>Scoring</b>	<b>160</b>	<b>104</b>
Points per game	26.7	17.3
Points Off Turnovers	24	28
<b>First Downs</b>	<b>130</b>	<b>82</b>
Rushing	76	27
Passing	49	47
Penalty	5	8
<b>Rushing Yardage</b>	<b>1261</b>	<b>464</b>
Yards gained rushing	1463	604
Yards lost rushing	202	140
Rushing attempts	283	179
Average per rush	4.5	2.6
Average per game	210.2	77.3
TDs Rushing	12	3
<b>Passing Yardage</b>	<b>1133</b>	<b>1280</b>
Comp-Att-Int	116-165-4	99-185-8
Average per pass	6.9	6.9
Average per catch	9.8	12.9
Average per game	188.8	213.3
TDs Passing	7	7
<b>Total offense</b>	<b>2394</b>	<b>1744</b>
Total plays	448	364
Average per play	5.3	4.8
Average per game	399.0	290.7
<b>Kick returns: #-Yards</b>	<b>11-217</b>	<b>5-96</b>
<b>Punt returns: #-Yards</b>	<b>12-49</b>	<b>3-21</b>
<b>Int returns: #-Yards</b>	<b>8-77</b>	<b>4-82</b>
<b>Kick return average</b>	<b>19.7</b>	<b>19.2</b>
<b>Punt return average</b>	<b>4.1</b>	<b>7.0</b>
<b>Int return average</b>	<b>9.6</b>	<b>20.5</b>
<b>Fumbles-Lost</b>	<b>8-4</b>	<b>4-4</b>
<b>Penalties-Yards</b>	<b>36-304</b>	<b>29-215</b>
Average per game	50.7	35.8
<b>Punts-Yards</b>	<b>35-1397</b>	<b>41-1577</b>
Average per punt	39.9	38.5
Net punt average	36.5	36.0
<b>Kickoffs-Yards</b>	<b>31-1942</b>	<b>23-1347</b>
Average per kick	62.6	58.6
Net kick average	39.3	38.2
<b>Time of possession / game</b>	<b>32:42</b>	<b>27:18</b>
<b>3rd-down conversion</b>	<b>36/91</b>	<b>22/86</b>
3rd-down pct	40%	26%
<b>4rd-down conversion</b>	<b>3/11</b>	<b>7/12</b>



**2022-23 Marshall Football  
Overall Team Statistics  
All games**

	<b>MARSH</b>	<b>OPP</b>
4rd-down pct	27%	58%
<b>Sacks by-Yards</b>	<b>14-85</b>	<b>24-142</b>
<b>Misc Yards</b>	<b>0</b>	<b>0</b>
<b>Touchdowns scored</b>	<b>21</b>	<b>12</b>
<b>Field goals - attempts</b>	<b>5-8</b>	<b>7-7</b>
<b>On-Side kicks</b>	<b>0-0</b>	<b>0-0</b>
<b>Red-zone scores</b>	<b>(18-24) 75%</b>	<b>(10-14) 71%</b>
<b>Red-zone touchdowns</b>	<b>(14-24) 58%</b>	<b>(6-14) 43%</b>
<b>PAT-attempts</b>	<b>(19-20) 95%</b>	<b>(9-9) 100%</b>
<b>2-point conversion-attempts</b>	<b>(0-1) 0%</b>	<b>(1-2) 50%</b>
<b>Attendance</b>	<b>64357</b>	<b>126294</b>
Games / Avg per game	3/21452	3/42098
Neutral site games	-	0/0

**Score by Periods**

<b>Team</b>	<b>1st</b>	<b>2nd</b>	<b>3rd</b>	<b>4th</b>	<b>OT</b>	<b>TOT</b>
Marshall	31	58	34	34	3	160
Opponents	20	28	16	34	6	104



## 2022-23 Marshall Football Combined Team Statistics All games

### Team Results

Date	Opponent		Score	Att.
09/03/2022	Norfolk St.	W	55-3	24607
09/10/2022	at Notre Dame	W	26-21	77622
09/17/2022	at Bowling Green	Lot1	31-34	21158
* 09/24/2022	at Troy	L	7-16	27514
10/01/2022	Gardner-Webb	W	28-7	19845
* 10/12/2022	Louisiana	L	13-23	19905

### Rushing

Player	gp	att	gain	loss	net	avg	td	lg	avg/g
Khalan Laborn	6	158	872	21	851	5.4	10	78	141.8
Cam Fancher	6	25	160	28	132	5.3	0	32	22.0
Ethan Payne	5	23	140	10	130	5.7	2	45	26.0
A.J. Turner	5	14	83	0	83	5.9	0	17	16.6
Maurice Jones	1	8	51	0	51	6.4	0	20	51.0
Talik Keaton	6	2	32	0	32	16.0	0	30	5.3
Isaiah Gordon	2	3	9	0	9	3.0	0	4	4.5
Caleb McMillan	5	1	4	0	4	4.0	0	4	0.8
EJ Horton	5	1	3	0	3	3.0	0	3	0.6
Caleb Coombs	3	1	0	3	-3	-3.0	0	0	-1.0
Jayden Harrison	5	1	0	4	-4	-4.0	0	0	-0.8
Henry Colombi	6	43	109	127	-18	-0.4	0	11	-3.0
Team	6	3	0	9	-9	-3.0	0	0	-1.5
<b>Total</b>	<b>6</b>	<b>283</b>	<b>1463</b>	<b>202</b>	<b>1261</b>	<b>4.5</b>	<b>12</b>	<b>78</b>	<b>210.2</b>
<b>Opponents</b>	<b>6</b>	<b>179</b>	<b>604</b>	<b>140</b>	<b>464</b>	<b>2.6</b>	<b>3</b>	<b>44</b>	<b>77.3</b>

### Passing

Player	gp	effic	comp-att-int	pct	yds	td	lg	avg/g
Henry Colombi	6	144.9	93-127-4	73.2	943	6	78	157.2
Cam Fancher	6	117.4	23-36-0	63.9	190	1	27	31.7
Peter Zamora	1	0.0	0-1-0	0.0	0	0	0	0.0
Team	6	0.0	0-1-0	0.0	0	0	0	0.0
<b>Total</b>	<b>6</b>	<b>137.1</b>	<b>116-165-4</b>	<b>70.3</b>	<b>1133</b>	<b>7</b>	<b>78</b>	<b>188.8</b>
<b>Opponents</b>	<b>6</b>	<b>115.5</b>	<b>99-185-8</b>	<b>53.5</b>	<b>1280</b>	<b>7</b>	<b>63</b>	<b>213.3</b>

### Receiving

Player	gp	no.	yds	avg	td	lg	avg/g
Corey Gammage	6	23	254	11.0	3	51	42.3
Talik Keaton	6	19	169	8.9	0	38	28.2
Devin Miller	6	14	97	6.9	1	20	16.2
Charles Montgomery	6	14	131	9.4	0	33	21.8
Khalan Laborn	6	10	67	6.7	0	14	11.2
Caleb McMillan	5	9	171	19.0	1	78	34.2
Jayden Harrison	5	7	49	7.0	0	19	9.8
Shadeed Ahmed	6	7	64	9.1	0	14	10.7
Ethan Payne	5	6	56	9.3	0	15	11.2
Caleb Coombs	3	2	13	6.5	0	9	4.3
Toby Payne	4	2	27	13.5	1	15	6.8
A.J. Turner	5	2	29	14.5	1	24	5.8
Stacey Marshall	4	1	6	6.0	0	6	1.5
<b>Total</b>	<b>6</b>	<b>116</b>	<b>1133</b>	<b>9.8</b>	<b>7</b>	<b>78</b>	<b>188.8</b>
<b>Opponents</b>	<b>6</b>	<b>99</b>	<b>1280</b>	<b>12.9</b>	<b>7</b>	<b>63</b>	<b>213.3</b>

### Game Records

Record	Overall	Home	Away	Neutral
ALL GAMES	3-3	2-1	1-2	0-0
CONFERENCE	0-2	0-1	0-1	0-0
NON-CONFERENCE	3-1	2-0	1-1	0-0

### Team Statistics

	MARSH	OPP
<b>First Downs</b>	<b>130</b>	<b>82</b>
Rushing	76	27
Passing	49	47
Penalty	5	8
<b>Rushing Yardage</b>	<b>1261</b>	<b>464</b>
Rushing attempts	283	179
Average per rush	4.5	2.6
Average per game	210.2	77.3
TDs Rushing	12	3
<b>Passing Yardage</b>	<b>1133</b>	<b>1280</b>
Comp-Att-Int	116-165-4	99-185-8
Average per pass	6.9	6.9
Average per catch	9.8	12.9
Average per game	188.8	213.3
TDs Passing	7	7
<b>Total offense</b>	<b>2394</b>	<b>1744</b>
Average per play	5.3	4.8
Average per game	399.0	290.7
<b>Kick returns: #-Yards</b>	<b>11-217</b>	<b>5-96</b>
<b>Punt returns: #-Yards</b>	<b>12-49</b>	<b>3-21</b>
<b>Int returns: #-Yards</b>	<b>8-77</b>	<b>4-82</b>
<b>Fumbles-Lost</b>	<b>8-4</b>	<b>4-4</b>
<b>Penalties-Yards</b>	<b>36-304</b>	<b>29-215</b>
<b>Punts-Avg</b>	<b>35-39.9</b>	<b>41-38.5</b>
<b>Time of possession / game</b>	<b>32:42</b>	<b>27:18</b>
<b>3rd-down conversion</b>	<b>36/91</b>	<b>22/86</b>
<b>4rd-down conversion</b>	<b>3/11</b>	<b>7/12</b>
<b>PAT-attempts</b>	<b>(19-20) 95%</b>	<b>(9-9) 100%</b>
<b>2-point conversion-attempts</b>	<b>(0-1) 0%</b>	<b>(1-2) 50%</b>

### Interceptions

Player	no.	yds	avg	td	lg
Micah Abraham	3	14	4.7	0	14
Steven Gilmore	3	67	22.3	1	37
Owen Porter	1	4	4.0	0	4
Joshua Bowers	1	-8	-8.0	0	0
<b>Total</b>	<b>8</b>	<b>77</b>	<b>9.6</b>	<b>1</b>	<b>37</b>
<b>Opponents</b>	<b>4</b>	<b>82</b>	<b>20.5</b>	<b>1</b>	<b>45</b>



## 2022-23 Marshall Football Combined Team Statistics All games

### Field Goals

Player	fg	pct.	01-19	20-29	30-39	40-49	50-99	lg	blk
Rece Verhoff	5-8	62.5	0-0	3-3	2-4	0-1	0-0	38	1
<b>Opponents</b>	<b>7-7</b>	<b>100.0</b>	<b>0-0</b>	<b>3-3</b>	<b>1-1</b>	<b>2-2</b>	<b>1-1</b>	<b>52</b>	<b>0</b>

### Scoring

Player	td	fg	PAT						dxp	saf	pts
			kick	rush	rcv	pass					
Khalan Laborn	10	-	-	-	-	-	-	-	-	60	
Rece Verhoff	-	5-8	19-20	-	-	-	-	-	-	34	
Corey Gammage	3	-	-	-	-	-	-	-	-	18	
Ethan Payne	2	-	-	-	-	-	-	-	-	12	
Owen Porter	1	-	-	-	-	-	-	-	-	6	
Steven Gilmore	1	-	-	-	-	-	-	-	-	6	
Caleb McMillan	1	-	-	-	-	-	-	-	-	6	
Devin Miller	1	-	-	-	-	-	-	-	-	6	
Toby Payne	1	-	-	-	-	-	-	-	-	6	
A.J. Turner	1	-	-	-	-	-	-	-	-	6	
<b>Total</b>	<b>21</b>	<b>5-8</b>	<b>19-20</b>	<b>0</b>	<b>0</b>	<b>0</b>	<b>0</b>	<b>0</b>	<b>0</b>	<b>160</b>	
<b>Opponents</b>	<b>12</b>	<b>7-7</b>	<b>9-9</b>	<b>1</b>	<b>0</b>	<b>0</b>	<b>0</b>	<b>0</b>	<b>0</b>	<b>104</b>	

### Score by Periods

Team	1st	2nd	3rd	4th	OT	TOT
Marshall	31	58	34	34	3	160
Opponents	20	28	16	34	6	104

### Punting

Player	no.	yds	avg	lg	tb	fc	i20	50+	blk
John McConnell	26	1041	40.0	54	1	12	13	1	0
Rece Verhoff	7	296	42.3	55	1	2	1	1	0
Team	2	60	30.0	0	0	0	0	0	2
<b>Total</b>	<b>35</b>	<b>1397</b>	<b>39.9</b>	<b>55</b>	<b>2</b>	<b>14</b>	<b>14</b>	<b>2</b>	<b>2</b>
<b>Opponents</b>	<b>41</b>	<b>1577</b>	<b>38.5</b>	<b>61</b>	<b>1</b>	<b>14</b>	<b>6</b>	<b>2</b>	<b>0</b>

### Punt Returns

Player	no.	yds	avg	td	lg
Talik Keaton	12	49	4.1	0	19
<b>Total</b>	<b>12</b>	<b>49</b>	<b>4.1</b>	<b>0</b>	<b>19</b>
<b>Opponents</b>	<b>3</b>	<b>21</b>	<b>7.0</b>	<b>0</b>	<b>15</b>

### Kick Returns

Player	no.	yds	avg	td	lg
Jayden Harrison	7	152	21.7	0	34
Talik Keaton	2	43	21.5	0	23
Caleb McMillan	2	22	11.0	0	14
<b>Total</b>	<b>11</b>	<b>217</b>	<b>19.7</b>	<b>0</b>	<b>34</b>
<b>Opponents</b>	<b>5</b>	<b>96</b>	<b>19.2</b>	<b>0</b>	<b>32</b>

### All Purpose

Player	g	rush	rcv	pr	kr	ir	total	avg/g
Khalan Laborn	6	851	67	0	0	0	918	153.0
Talik Keaton	6	32	169	49	43	0	293	48.8
Corey Gammage	6	0	254	0	0	0	254	42.3
Jayden Harrison	5	-4	49	0	152	0	197	39.4
Caleb McMillan	5	4	171	0	22	0	197	39.4
Ethan Payne	5	130	56	0	0	0	186	37.2
Cam Fancher	6	132	0	0	0	0	132	22.0
Charles Montgomery	6	0	131	0	0	0	131	21.8
A.J. Turner	5	83	29	0	0	0	112	22.4
Devin Miller	6	0	97	0	0	0	97	16.2
Steven Gilmore	6	0	0	0	0	67	67	11.2
Shadeed Ahmed	6	0	64	0	0	0	64	10.7
Maurice Jones	1	51	0	0	0	0	51	51.0
Toby Payne	4	0	27	0	0	0	27	6.8
Micah Abraham	6	0	0	0	0	14	14	2.3
Caleb Coombs	3	-3	13	0	0	0	10	3.3
Isaiah Gordon	2	9	0	0	0	0	9	4.5
Stacey Marshall	4	0	6	0	0	0	6	1.5
Owen Porter	6	0	0	0	0	4	4	0.7
EJ Horton	5	3	0	0	0	0	3	0.6
Joshua Bowers	4	0	0	0	0	-8	-8	-2.0
Henry Colombi	6	-18	0	0	0	0	-18	-3.0
<b>Total</b>	<b>6</b>	<b>1261</b>	<b>1133</b>	<b>49</b>	<b>217</b>	<b>77</b>	<b>2737</b>	<b>456.2</b>
<b>Opponents</b>	<b>6</b>	<b>464</b>	<b>1280</b>	<b>21</b>	<b>96</b>	<b>82</b>	<b>1943</b>	<b>323.8</b>

### Total Offense

Player	g	plays	rush	pass	total	avg/g
Henry Colombi	6	170	-18	943	925	154.2
Khalan Laborn	6	158	851	0	851	141.8
Cam Fancher	6	61	132	190	322	53.7
Ethan Payne	5	23	130	0	130	26.0
A.J. Turner	5	14	83	0	83	16.6
Maurice Jones	1	8	51	0	51	51.0
Talik Keaton	6	2	32	0	32	5.3
Isaiah Gordon	2	3	9	0	9	4.5
Caleb McMillan	5	1	4	0	4	0.8
EJ Horton	5	1	3	0	3	0.6
Caleb Coombs	3	1	-3	0	-3	-1.0
Jayden Harrison	5	1	-4	0	-4	-0.8
<b>Total</b>	<b>6</b>	<b>448</b>	<b>1261</b>	<b>1133</b>	<b>2394</b>	<b>399.0</b>
<b>Opponents</b>	<b>6</b>	<b>364</b>	<b>464</b>	<b>1280</b>	<b>1744</b>	<b>290.7</b>

### Team Defense

##	Player	gp	Tackles			Sacks	Pass defense		Fumbles	blkd	
			ua	a	tot		tfl/yds	no-yds			int-yds



2022-23 Marshall Football  
Combined Team Statistics  
All games

##	Player	gp	Tackles				Sacks	Pass defense			Fumbles		blkd	
			ua	a	tot	tfl/yds		no-yds	int-yds	brup	qbh	fr-yds	ff	kick
7	Abraham Beuplan	6	14	31	45	4-5	.	.	2	3	.	1	.	.
24	Eli Neal	6	19	19	38	2-4	1-1	.	.	3	.	.	.	.
1	Charlie Gray	6	13	22	35	4-12	1.5-6	.	1	5	.	.	.	.
20	Andre Sam	6	15	15	30	2.5-4	.	.	4	.	.	.	.	.
32	Koby Cumberlander	6	10	14	24	5-20	2-12	.	.	6	1-0	.	.	.
4	Jadarius Green-McKnight	6	8	10	18	1-2	.	.	1	.	.	.	.	.
55	Owen Porter	6	6	11	17	4.5-24	3-19	1-4	.	3	1-0	.	.	.
6	Micah Abraham	6	8	7	15	0.5-4	0.5-4	3-14	3	.	1-0	.	.	.
3	Steven Gilmore	6	8	7	15	.	.	3-67	4	1	.	.	.	.
19	Anthony Watts	6	4	10	14	2-5	.	.	.	.	.	.	.	.
9	Jace Bobo	5	6	7	13	1.5-6	0.5-4	.	.	.	.	.	.	.
22	Kerion Martin	5	6	5	11	1.5-5	.	.	1	1	.	.	.	.
0	Sam Burton	5	3	7	10	2-11	2-11	.	.	.	.	1	.	.
89	Damion Barber, Jr.	6	5	4	9	2-17	2-17	.	1	.	.	.	.	.
8	Isaiah Norman	4	4	5	9	.	.	.	.	.	.	.	.	.
2	Elijah Alston	5	2	7	9	0.5-1	.	.	1	4	1-0	.	.	.
21	E.J. Jackson	6	4	5	9	.	.	.	.	.	.	.	.	.
56	Emmanuel Balogun	5	2	5	7	0.5-1	.	.	.	.	.	.	.	.
94	Jayshaun Coffman	4	.	4	4	0.5-2	0.5-2	.	1	1	.	.	.	.
23	Jordan Calomese	2	1	3	4	0.5-1	.	.	.	2	.	.	.	.
59	Immanuel Bush	6	.	3	3	.	.	.	.	2	.	.	.	.
11	Daniel Foster	5	1	2	3	0.5-1	.	.	.	.	.	.	.	.
99	Isaiah Gibson	6	.	3	3	.	.	.	.	3	.	.	.	.
10	Joshua Bowers	4	1	1	2	.	.	1--8	.	.	.	.	.	.
29	Caleb Horton	1	1	1	2	.	.	.	.	.	.	.	.	.
91	Elijah Russell	1	1	1	2	1-3	.	.	.	.	.	.	.	.
10	Charles Montgomery	6	1	1	2	.	.	.	.	.	.	.	.	.
12	Gabriel Grubbs	1	.	1	1	.	.	.	.	.	.	.	.	.
52	Jabarrek Hopkins	1	1	.	1	1-9	1-9	.	.	1	.	.	.	.
18	AG McGhee	2	1	.	1	.	.	.	.	.	.	.	.	.
17	Leon Hart	1	1	.	1	.	.	.	.	.	.	.	.	.
8	Khalan Laborn	6	1	.	1	.	.	.	.	.	.	.	.	.
14	Jacobie Henderson	1	.	1	1	.	.	.	.	.	.	.	.	.
44	Jaydyn Johnson	5	.	1	1	.	.	.	.	.	.	.	.	.
19	Stone Scarcelle	5	1	.	1	.	.	.	.	.	.	.	.	.
90	Esaias Carpenter	2	.	1	1	.	.	.	.	.	.	.	.	.
13	Daytione Smith	2	1	.	1	.	.	.	.	.	.	.	.	.
93	CJ Miller	1	.	1	1	.	.	.	.	.	.	.	.	.
7	Corey Gammage	6	1	.	1	.	.	.	.	.	.	.	.	.
90	Rece Verhoff	6	.	.	.	.	.	.	.	.	.	.	.	.
<b>Totals</b>		<b>6</b>	<b>150</b>	<b>216</b>	<b>366</b>	<b>37-137</b>	<b>14-85</b>	<b>8-77</b>	<b>19</b>	<b>35</b>	<b>4-0</b>	<b>2</b>	<b>0</b>	<b>0</b>
Opponents		6	197	380	577	51-203	24-142	4-82	11	16	4-23	7	3	0