



2021 SCHEDULE 18-9, 7-5 C-USA

Date	Opponent	Time
Winthrop Kickoff - Rock Hill, S.C.		
2/19	Winthrop	Canceled
2/19	Bowling Green	Canceled
2/20	Furman	Canceled
2/20	Stony Brook	Canceled
2/21	Furman	Canceled
Chanticleer Showdown - Conway, S.C.		
2/26	Charleston Southern	Canceled
2/26	Coastal Carolina	Canceled
2/27	Coastal Carolina	Canceled
2/27	Charleston Southern	Canceled
2/28	Lipscomb	Canceled
3/3	Akron	W, 7-4
3/3	Akron	W, 8-0 (5)
Thundering Herd Round Robin		
3/5	Bowling Green	W, 7-6
3/6	Valparaiso	W, 9-1 (6)
3/6	St. Francis	W, 2-0
3/7	St. Francis	W, 2-1
3/7	Valparaiso	L, 5-4
3/10	at Longwood	L, 5-2
3/10	at Longwood	L, 7-5
3/20	at Chattanooga	W, 9-8
3/20	at Chattanooga	W, 9-2
3/21	at Chattanooga	W, 8-1
3/25	at Akron	Postponed (weather)
3/25	at Akron	Postponed (weather)
3/27	Bellarmine	L, 3-1
3/27	Bellarmine	W, 5-3
3/28	Bellarmine	W, 10-0 (5)
4/1	WKU*	Postponed
4/2	WKU*	Postponed
4/2	WKU*	Postponed
4/3	WKU*	Postponed
4/9	at Middle Tennessee*	W, 10-4
4/10	at Middle Tennessee*	L, 9-8 (10)
4/10	at Middle Tennessee*	L, 9-5
4/11	at Middle Tennessee*	L, 6-2
4/16	Florida Atlantic*	W, 1-0
4/17	Florida Atlantic*	L, 11-9
4/17	Florida Atlantic*	W, 8-7 (9)
4/18	Florida Atlantic*	W, 6-5
4/23	at FIU*	W, 3-1
4/24	at FIU*	W, 12-6
4/24	at FIU*	L, 5-2
4/25	at FIU*	W, 7-3
5/7	at Charlotte*	5:00 PM
5/8	at Charlotte*	1:00 PM
5/8	at Charlotte*	4:00 PM
5/9	at Charlotte*	12:00 PM

Conference USA Tournament
May 12-15 in Bowling Green, Ky.

Key

* C-USA Game

Home Games at Dot Hicks Field in **Bold & Green**

All Times are Eastern

The Journey of Team 28

2021 Conference USA

Charlotte: 28 all-time meetings, tied 14-14, last meeting March 16-17, 2019 - Herd won series 2-1



The Charlotte 49ers are 27-16 overall, and lead the C-USA East Division at 11-5. The 49ers took 3-of-4 from Middle Tennessee, Florida Atlantic and FIU before splitting with WKU. All four games against the Hilltoppers on the road were close as the largest margin for either team was three, as WKU won the last game 6-3 on a walkoff 3-run homer. Since the WKU series, Charlotte has played four non-conference games and suffered losses in each one. The 49ers fell 10-2 against UNC Greensboro, dropped a doubleheader at (RV) Notre Dame (3-0 & 11-6), and then lost 3-0 at No. 22 James Madison on Wednesday. In the loss at JMU, Lindsey Walljasper went the distance allowing eight hits, however her defense was able to make some plays to help keep the 49ers in the contest. On offense, Charlotte managed six hits but struck out 11 times as Odicci Alexander improved to 10-0. This season, Charlotte is batting .286, and .283 in conference play, and the team is led by C-USA Player of the Year candidate Bailey Vannoy. The junior catcher has been explosive at the plate in her whole career, but in 2021 she is batting .411 with 21 doubles and 12 home runs, slugging .816 and has 115 total bases. The 49ers have totaled 84 doubles, 33 home runs and seven triples in 43 contests. Charlotte is also not afraid to steal as the team is 54-of-65 with Spenser Gray (15-of-15) and Vannoy (14-of-18) leading the way. In the circle, the team has a combined 3.36 ERA and 209 strikeouts. Walljasper leads with a 3.05 ERA, 12-8 record, 12 complete games and 94 strikeouts in 149.1 innings. Madelyn Wright is next with a 3.08 ERA, 12-6 record and 75 strikeouts in 100 innings. Head coach Ashley Chastain is in her second season at the helm. In the shortened 2020 season, she led the team to a 14-13 record, and she is now 41-29 overall.

MUSB Starters from previous game

Player	Avg.	AB	R	H	2B	3B	HR	RBI	BB	HBP	Slg %	OB%
3. 1B Aly Harrell	.405	74	19	30	7	0	9	25	13	4	.865	.516
4. DP Saige Pye	.388	67	12	26	5	0	5	21	5	1	.687	.432
5. RF Mya Stevenson	.280	82	23	23	7	0	6	12	9	3-SBs	.585	.372
6. DP Katie Adams	.380	71	10	27	9	0	2	18	7	1	.592	.443
1. SS Sierra Huerta	.327	55	17	18	4	1	6	15	19	8	.764	.542
2. LF Grace Chelemen	.356	87	19	31	4	0	2	14	9	3-SBs	.471	.414
7. C Kat Sackett	.276	58	7	16	7	0	5	16	1	1	.655	.295
9. 2B Armani Brown	.239	46	11	11	2	0	0	2	7	1	.283	.352
8. 3B Camryn Michallas	.118	17	3	2	1	0	0	4	0	0	.176	.118

Pitchers (by innings pitched)

Player	W-L	ERA	App	GS	CG	SHO	SV	IP	R	ER	K
Cailey Joyce	5-2	2.85	12	10	4	1	0	59.0	27	24	35
Laney Jones	5-2	3.90	14	8	3	3	2	37.2	23	21	23
Ashley Blessin	3-3	4.00	10	7	2	0	0	35.0	25	20	18
Brianna McCown	2-0	3.50	8	0	0	0	0	20.0	13	10	19
Megan Stauffer	2-1	2.42	9	0	1	0	0	17.1	10	6	9
Madi Garay	1-1	6.35	6	2	1	0	1	14.1	14	13	13



Dot Hicks Field



General/Media Information

#MUSB

General Information

Location (Founded) Huntington, W.Va. (1837)
 Enrollment 13,631
 Affiliation NCAA Division I
 Conference USA
 Nickname Thundering Herd
 Colors Kelly Green and White
 Mascot Marco, The Buffalo
 President Dr. Jerry A. Gilbert
 Athletics Director Mike Hamrick
 Assoc. AD/SWA Beatrice Crane Banford
 Home Field (Capacity) Dot Hicks Field (1,000)

Softball History

First Year 1994
 All-Time Record 822-663-3
 All-Time C-USA Record 181-154-3
 C-USA Tourn. Appearances 13
 C-USA Tourn. Record 16-15

Softball Staff

Head Coach Megan Smith Lyon
 Alma Mater North Carolina ['99]
 Year at Marshall 3rd
 Career Record 471-303
 MU Record 78-38
 Assistant Coach Corey Lyon
 Previous School UL-Monroe
 Year at Marshall 3rd
 Assistant Coach Maddie Holub
 Alma Mater [Fort Hays State '13]
 Year at Marshall 3rd
 Volunteer Assistant Sam Boone
 Year at Marshall 1st
 Athletic Trainer Becky Kaliher
 Year at Marshall 2nd

Softball Media

Softball Contact Scott Hall
 Office Phone 304-696-4662
 Cell Phone 540-539-2032
 Email hall133@marshall.edu
 Asst. AD, Media Relations Jason Corriher
 Fax Number 304-696-2325
 Mailing Address 1801 Third Avenue
 Cam Henderson Center, Room 2035
 Huntington, W.Va. 25703
 Softball Office Phone 304-696-4370
 Softball Facebook facebook.com/herdsoftball
 Softball Twitter @HerdSB
 Website HerdZone.com
 Twitter @HerdSB

Radio

Tune in to 88.1 WMUL-FM for coverage all season long of Marshall Softball. Fans can tune in online at www.marshall.edu/wmul by clicking one of the Live Streams on the front page. Select games in early season tournaments to be simulcast using Facebook Live.

2021 Team Facts

Letterwinners Returning/Lost 17/4
 Starting Position Players Returning/Lost 8/0
 Pitchers Returning/Lost 2/1
 Newcomers 11

Key Returners

R-Sr. IF Blakely Burch
 .293/.14 GS/12 H/7 R/6 XBH/8 RBI/.561 Slg
Grad. IF Sierra Huerta
 .359/.25 GS/28 H/27 R/8 2B/9 HR/26 RBI/.833 Slg %
Sr. IF Aly Harrell
 .441/.25 GS/30 H/22 R/8 2B/5 HR/23 RBI/.602 OB %
Sr. IF Armani Brown
 .347/.25 GS/25 H/13 R/3-4 SB/.931 Fld %
Sr. IF Saige Pye
 .463/.25 GS/37 H/20 R/6 2B/8 HR/28 RBI/.863 Slg %
Sr. P Laney Jones
 8-2/3.62 ERA/19 APP/12 GS/4 CG/67.2 IP/61 K
Sr. C Katie Adams
 .377/.19 GS/23 H/8 R/5 2B/ 3 HR/16 RBI/.607 Slg %
Jr. OF Mya Stevenson
 .385/.25 GS/30 H/23 R/3 2B/12 HR/36 RBI/.910 Slg %
Jr. OF Grace Chelemen
 .293/.20 GS/17 H/16 R/2 3B/1 HR/6-7 SB/.414 Slg %
So. P Ashley Blessin
 7-0/3.45 ERA/16 APP/10 GS/3 CG/46.2 IP/34 K

Key Players Lost

2020 Sr. P Kailee Williamson
 2-3/6.27 ERA/10 APP/3 GS/1 CG/22.1 IP/13 K
2020 Sr. C Haleigh Christopher
 .237/.19 GS/14 H/8 R/2 2B/6 HR/17 RBI/.576 Slg %

Newcomers

IF Camryn Michallas* (Gulf Coast State College)
 P Cailey Joyce* (La Salle University)
 P Madi Garay* (Louisiana University)
 IF Madison Whitaker* (Wright State)
 OF Paige Halliwill - freshman
 IF Amaya Lee - freshman
 P Brianna McCown - freshman
 C Kat Sackett - freshman
 OF Mikaila "Kay Kay" Kenney - freshman
 * - transfer

Media Guidelines

All media requests for Marshall University softball must be coordinated with Scott Hall, Associate Director for Sports Information. To schedule an interview, please contact Scott through one of the means provided. Please keep in mind that class schedules, practices and travel days are subject to change, so it is important to make contact for an interview as soon as possible to ensure schedules do not conflict.

Game Day

Due to COVID-19 restrictions, there will be no access to players or coaches on game day. A postgame Zoom link will be made available to those interested and sent out by Scott Hall. Press box space will be restricted and off limits to media, except for visiting SIDs. If you have any questions, please contact Scott Hall.

Softball Social Media
 Twitter: @HerdSB @HerdZone
 Facebook: Marshall University Softball
 & Marshall University Athletics
 Instagram: HerdSB & HerdZone



CUSA TV

Fans can tune in to 88.1 WMUL-FM and online at www.marshall.edu/wmul for coverage of all the Marshall Softball games, and www.cusatv.com for the live stream of the home games & Conference USA road games. Select early season tournaments with neutral games will be simulcast on Facebook Live through the team page.

RULES FOR FAN ATTENDANCE AT MARSHALL SOFTBALL HOME GAMES IN 2021:

Due to COVID 19 protocols, infield seating is reserved, and unavailable to the general public this season. However, we welcome our fans to arrive early to cheer on MUSB from the outfield, where spectators may view games as space allows.

2021 *THUNDERING HERD*™ Roster

No.	Name	Yr.	B/T	Pos.	Hometown/Last School
1	Grace Chelemen	Jr.	L/R	OF	Woodhaven, Mich./University of Michigan
2	Paige Halliwill	Fr.	L/L	OF	Mogadore, Ohio/Mogadore HS
3	Armani Brown	Sr.	L/R	INF	Elk Grove, Calif./Cosumnes Oaks HS
4	Sierra Huerta	Gr.	R/R	INF	Fillmore, Calif./Moorpark College
5	Megan Stauffer	Sr.	R/R	P	Lansdale, Pa./Monmouth University
7	Amaya Lee	Fr.	R/R	INF	Concord, Calif./North Gate HS
9	Camryn Michallas	Jr.	R/R	INF	Huntington, W.Va./Gulf Coast State College (Fla.)
11	Carson Lyon	R-So.	R/R	OF	Monroe, La./Sterlington HS
14	Cailey Joyce	R-So.	R/R	P	Mechanicsburg, Pa./La Salle University
16	Saige Pye	Sr.	R/R	INF	Stockton, Calif./Georgia Tech
17	Chloe Lee	Jr.	L/R	OF	Tampa, Fla./Wharton HS
18	Brianna McCown	Fr.	R/R	P	St. Albans, W.Va./St. Albans HS
19	Madi Garay	R-Fr.	R/R	P	Bay City, Texas/University of Louisiana
20	Kat Sackett	Fr.	L/L	C	Erie, Colo./Erie HS
21	Rachel Pennington	Jr.	R/R	OF	West Hamlin, W.Va./Lincoln County HS
23	Mya Stevenson	Jr.	R/L	OF	Mesquite, Texas/Mesquite Poteet HS
28	Kay Kay Kenney	Fr.	R/R	OF	Highland Village, Texas/Marcus HS
34	Ashley Blessin	So.	R/R	P	Plant City, Fla./Plant City HS
40	Laney Jones	Sr.	R/R	P	Doylestown, Ohio/Ashland University
43	Aly Harrell	Sr.	L/L	INF	Gahanna, Ohio/Gahanna Lincoln HS
44	Katie Adams	Sr.	L/R	C	Hurricane, W.Va./Hurricane HS
55	Blakely Burch	R-Sr.	R/R	INF	Live Oak, Fla./USC Upstate
77	Madison Whitaker	Sr.	R/R	INF	New Palestine, Ind./Wright State

Staff

Head Coach: Megan Smith Lyon (3rd season)
 Assistant Coach: Corey Lyon (3rd season)
 Assistant Coach: Maddie Holub (3rd season)
 Volunteer Assistant: Sam Boone (1st season)
 Graduate Manager: Kayla DeSchepper (2nd season)
 Athletic Trainer: Becky Kaliher (2nd season)

Pronunciation Guide

Grace CHELEMEN	Chell-UH-men
Paige HALLIWILL	HALL-uh-WILL
Sierra HUERTA	WHERE-tuh
Megan STAUFFER	STAW-fer
CAMRYN MICHALLAS	CAM-rin Muh-HALL-iss (C is silent)
Saige PYE	Pie
BRIANNA McCown	BREE-anne-uh
Madi Garay	GUH-ray
ALY HARRELL	Al-ee HAIR-ull
Maddie HOLUB	Hall-ubb





Marshall Softball Talking Points



#1 Grace Chelemen, Jr., OF, Woodhaven, Mich.
 - Appeared in all 23 games with 22 starts. Batting .384, 28 hits, 17 runs & has 2 HRs. Scored 5 runs in series with FAU.
 - Great weekend vs. Bellarmine 8-of-10 at the plate (.800), 3 runs, 2 2Bs, 3 RBI. Reached base safely in 9-straight plate appearances & was 4-for-4 in game 2. Avg. rose from .314 to .422.
 - Diving catch bottom 7th at MTSU helped game go to extras.
 - 1st HR of '21 was game-ender vs. Akron in the 5th.
 - Smacked 1st career home run at No. 11 Kentucky in 2020.
 - 1st Herd appearance vs. Saint Francis (2/7) & 1st start at Chattanooga (2/14). Played in all 25 games with 20 starts in OF.
 - Diving catch at Kennesaw State (Feb. 23) featured as Top 5 Play of the Week by NCAA Softball.
 - Transfer from University of Michigan, joined Marshall just before spring 2020 semester.
 - Played 36 games, 1 start at Michigan in 2019. Made collegiate debut vs. No. 5 Florida (2/9). 1st career hit in 1st at-bat at USF (2/9). Played against IMU in NCAA Regionals



#2 Paige Halliwill, Fr., OF, Mogadore, Ohio
 - Appeared in all 23 games with 22 starts in CF.
 - 9-of-16 hits for extra bases, 4 HRs, 4 2Bs & 1 3B. Slugging .523.
 - Great beginning to collegiate career with HR as 1st hit vs. Akron. Hit 2nd HR in game 2 of Akron DH. Leads MU 13 RBI.
 - 1st 5 career hits all went for extra bases (HR, HR, 2B, 3B & HR). Had extra base hit in 5-straight games as well tied for 2nd-longest streak in program history. 1st player in MU history to begin career with 5-straight games with extra base hit.
 - Scored game-winning run in 9th vs. FAU from 2B by Aly Harrell. On base after HBP.
 - 3x 1st all-Conference, 2x 1st team all-district, 2019 Golden Glove Award, 2019 Conference Player of the Year & 2nd team all-state. Helped lead team to conference title.
 - Name is listed throughout her school's record book. Bat .640 in 2019 (1st) Top 2 runs scored 46 (2019) & 39 (2017).
 - School's all-time leader in runs, batting average & triples.
 - Also lettered in volleyball (3x) & basketball (2x).



#3 Armani Brown, Sr., IF, Elk Grove, Calif.
 - Splitting time at 2B with Madison Whitaker. Has appeared in 22 games with 14 starts, hitting .282 with 10 runs & 2 doubles.
 - Smooth defender.
 - Was 4-of-9 (.444) at MTSU, raised season avg. from .273 to .323. Had clutch RBI 1B late in game two. Scored 3 runs.
 - 3-for-3 with a 2B vs. Valparaiso (3/7).
 - Bat .347, 25 hits, 13 runs, 7 RBI & 3 SB in 2020.
 - Started all 25 games 6 at SS & 19 at 2B in 2020.
 - Contributed to 2 double plays at No. 11 Kentucky.
 - Reached base safely in 19-straight games (2/7-3/4) & in 22-of-25 games in 2020. 8 multi-hit games & 3-for-3 vs. Indiana State.
 - Season-high 2 RBI at Norfolk State (3/1) & vs. Rutgers (3/7).
 - Played & started in 62 games in 2019, tied for second-most in MUSB history, all at second base.
 - 2nd with 52 hits, also scored 30 runs (2019).
 - .954 fielding percentage in 197 chances (2019).
 - Hit 1st career 3B at Middle Tennessee (April 27, 2019).



2021 C-USA
Preseason Team Selection

#4 Sierra Huerta, Gr., IF, Fillmore, Calif.
 - Started 20 games at SS. Hitting .349 & slugging .814. Has reached base in all 20 games played this season.
 - 7 HBPs in 2021 and 43 in her career.
 - Walked 7 times in FAU series.
 - Leads MU with 17 BBs & 13th in NCAA BBs/per game (0.85).
 - Reached base 4-straight times with 2 HBPs, BB & 1B at MTSU before leaving early in game 2 due to injury.
 - Hit HR in game 2 vs. Bellarmine that was the 150th by MUSB in Coach Smith Lyon's tenure (103rd game).
 - Missed 1st start & game in MU career, game 3 vs. Bellarmine with hand injury. Had previously started all 103 games since transfer from Moorpark College before 2019 season.
 - .359, 28 hits, 27 runs, 8 2Bs, 9 HRs, 26 RBI, .833 SLG% (2020).
 - Hit grand slam at No. 11 Kentucky.
 - Started all 25 games 6 at 2B & 19 at SS in 2020.
 - Opened 2020 with .556 avg., & 1.667 SLG USC-Upstate Tourn.
 - 2019 Led nation in HBPs with team record 30, also tied for 12th most in NCAA history.
 - Finished 2019 with just 2 errors in final 28 games (4/6-5/18), 103 chances a .981 fielding %.
 - Started all 64 games (2019), tied for 1st MUSB history.



#5 Megan Stauffer, Jr., P, Lansdale, Pa.
 - 6 appearances. 12.0 IP with 2.92 ERA, 2-1 record & 6 Ks.
 - Tossed MU career-best of 5.1 innings of relief in game 1 at MTSU, allowed 1st earned run of year and 3 Ks for 2nd win.
 - Pitched 2.1 innings of relief at Chattanooga (3/20) & earned 1st win of season. Allowed 1 hit & no runs, faced 10 batters.
 - 1st appearance in 2021 in relief, faced 2 batters and pitched final out of 4th inning in game 1 at Longwood (3/10).
 - 9 appearances, 13.2 total innings in 2020.
 - 1st Herd appearance with 1.1 innings of relief vs. Bucknell.
 - Allowed 3 hits, 1 run & struck out 2.
 - Season-high 3.2 innings pitched at Norfolk State (3/1) and earned her 1st Marshall win. Allowed just 1 hit and no walks in relief.
 - Did not allow a base-runner in 2.1 relief innings vs. Bucknell (3/8) & struck out 2.
 - Transferred to Herd in summer 2019 from Monmouth.
 - 2018 Metro Atlantic Athletic Conf. All-Academic Team.
 - 7-4 record in last season with Hawks.



#7 Amaya Lee, Fr., IF, Concord, Calif.
 - Will miss 2021 season due to shoulder injury.
 - Attended North Gate HS
 - 4-year Scholar Athlete & Honorable Mention.
 - Hit .321 with 54 hits, 53 runs & 24 RBI.
 - With travel team was member of squad that won PGF Qualifiers in 2017 & 2019.
 - Has a twin sister who will play softball for Holy Names University in Oakland, Calif.



#9 Camryn Michallas, Jr., IF, Huntington, W.Va.
 - Back playing in her hometown. Graduated from Huntington HS. First played for Akron in 2019, then transferred to Gulf Coast State College.
 - 1st hit & RBI with Marshall, 2-run 2B vs. Bellarmine (3/28).
 - Made 1st appearances in Herd uniform in all 3 games at Chattanooga. Scored a run and played 3B in limited innings.
 - Played 2020 at Gulf Coast State College, same school that produced Eloise Tribolet (2017-18) played for MUSB.
 - In 2020 bat .329, 23 Hits, 18 runs, 6 2Bs, 1 HR & 11 RBI.
 - Slugged .457 & .412 OB% in 26 games (2020).
 - At Akron in 2019, appeared in 34 games with 32 starts.
 - Scored 5 runs & had 5 RBI.
 - Made collegiate debut vs. Morgan State (Feb. 8) & scored a run. 1st collegiate hit at Presbyterian (Feb. 8).
 - At Huntington HS, named 1st team all-state & all-mountain state athletic conference. Bat over .500 with 168 hits, 29 2Bs, 11 3Bs, 12 HRs, & 98 RBI in HS career.



#11 Carson Lyon, RS-Fr., OF, Monroe, La.
 - Has yet to appear in career dealing with multiple injuries. Knee in 2019 & ankle in 2020. Was just able to get back in to uniform when remainder of 2020 season was canceled.
 - C-USA Commissioner's Honor Roll: GPA 3.00 or better.
 - Daughter of assistant coach Corey Lyon.
 - Played at Sterlington High School.
 - 4-time all-district honors as 2nd team IF (2015), 2nd team OF (2016), 1st team IF (2017), 1st team OF (2018).
 - 2017 named All-NELA and team finished 2A Runner-up.



#14 Cailey Joyce, R-So., P, Mechanicsburg, Pa.
 - 9 appearances, 7 starts and 42.1 IP, 2.65 ERA and 32 Ks.
 - Earned 1st MU start vs. Valpo (3/7) pitched 4 innings, allowed 4 hits, 1 run and struck out 3. No decision.
 - Pitched 1.1 innings of relief at Longwood game 2 (3/10).
 - Complete-game win at Chattanooga (3/21), allowed 4 hits, 1 run and struck out 7. 1st win with Marshall.
 - Struck out 7 vs. Bellarmine (3/27).
 - Pitched 19 inn., 14 Ks & had 2 wins in FAU series. Game 1 gem with complete game shutout, allowed 4 hits & 6 Ks.
 - Transfer from La Salle University.
 - Sat out the 2020 season due to injury.
 - As a freshman (2019) named to Atlantic 10 All-Rookie Team and the A-10 Commissioner's Honor Roll.
 - In 2019, appeared in 41 games with 39 starts, pitched in 35 contests with 16 starts. Led team at the plate with .301 avg, slugged .540 and 7 HRs. Had 9-game hit streak (April 3-14, 2019). Homered 2x & 5 RBI against Dayton (April 13).
 - Pitched 14 complete games & led team with 168.2 IP and 91 strikeouts. Had 8 wins, 1 save & 4.32 ERA.
 - Career-high 8 Ks at Rhode Island (April 27).



2021 C-USA
Preseason Team Selection

#16 Saige Pye, Jr., IF, Stockton, Calif.
 - Started 15 games, 11 at DP & 4 at 3B. Batting .353, slugging .608. Has 3 home runs.
 - Tied MU single-game record with 3 2Bs vs. FAU. Drove in 3 runs in each of 3 games played against Owls.
 - Major impact in 1st season at MU. Started all 25 games 11 at DP, 11 at 3B, 3 OF. Took over at 3rd base after Blakely Burch went down with injury vs. Delaware State (Feb. 28).
 - In 2020 hit .463, 37 hits, 20 runs, 6 2Bs, 8 HRs, 28 RBI, slugged .863 & .532 OB %. Struck out just 5 times in 80 at bats.
 - Ranked in the top 50 in NCAA in hits (11th), total bases (12th), RBI (20th), slugging (23rd), HRs (26th), RBI per game (32nd) & batting avg. (33rd).
 - After not reaching base in 1st game with MU (St. Francis) reached in the next 24-straight.
 - Recorded a hit 20-of-25 games. 12 multi-hit games. 3+ 4 times.
 - 7 games with 2 or more RBI.
 - Drove in 7 runs at No. 11 Kentucky, hit 2 HRs including a grand slam. 7 RBI one away from tying team record.
 - Transferred to MU in summer 2019 from Georgia Tech.
 - Played in 32 games with six starts over 2 seasons.
 - Smacked HR freshman year vs. Pitt (April 14).



Marshall Softball Talking Points



#17 Chloe Lee, So., OF, Tampa, Fla.

- Has appeared in 8 games as pinch runner. Scored 4 runs.
- In 2020 appeared in 15 games, 3 starts in OF. Scored 7 runs, 2 hits & 2 walks.
- Started DP with diving catch in LF vs. Bucknell.
- Got on by an error and later scored on 2-run HR by Burch top 7th at USC Upstate.
- Scored go-ahead run in 5th vs. Tennessee Tech.
- Made 2 diving catches 5th inn. vs. Rhode Island.
- 1st hit of 2020 vs. Delaware State (2/28).
- 1-of-2 with a BB & run at Hampton (2/28).
- Appeared in 50 games with 23 starts in 2019.
- NFCA All-Am. Scholar Athl: GPA 3.50 or better.
- Finished 2019 13 hits, 14 runs & 10 stolen bases.
- Recorded 1st collegiate hit in 1st plate appearance vs. UC-Riverside (Feb. 8).
- 3-3, 2 SB, 1 run & 1 RBI vs. Portland State in 2019.



#18 Brianna McCown, Fr., P, St. Albans, W.Va.

- 7 appearances all in relief. 15.0 IP, 4.20 ERA and 14 strikeouts.
- 1st collegiate appearance with 5 innings vs. Bowling Green (3/5) settled in with 7 Ks and earned 1st career win.
- Came on in relief in 3 games at MTSU, had 3 Ks in game four.
- Local star. First attended George Washington HS for three years, then transferred to & graduated from St. Albans HS.
- Pitcher & hitter in prep career.
- During 3 years at George Washington HS, 822 Ks, bat .541 & hit 14 HRs.
- Junior year had 21-4 record, 210 Ks & held opponents to .189 batting avg. On offense hit .519, slugged .954, .587 OB% & 14 HRs.
- 3x 1st team all-state, 3x 1st team all-Mountain State Athletic Conference.
- Member of Conference champions and state runner-up.
- Also lettered in basketball & volleyball.



#19 Madi Garay, R-Fr., P, Bay City, Texas

- 6 appearances with 2 starts. 14.1 IP, 6.35 ERA, 13 strikeouts.
- 1st career start vs. Valpo (3/6), pitched 6 innings and struck out 7 to earn 1st career win.
- 1st career save vs. Saint Francis (3/7) 3 shutout innings & 3 Ks.
- Transfer from Louisiana Rajin Cajuns. Redshirted 2020 season & did not compete.
- Attended Bay City HS, starred in circle & at plate.
- 2016 Newcomer of the Year, 2018 District MVP, 2018 Class 4-A All-State, 2018 Bay City Tribune All-County MVP, 2019 District MVP.
- Recorded 54 career wins, 864 Ks in 450.1 IP.
- At plate hit .447, 48 extra base hits & 68 RBI.
- Senior year 10-0 record, 101 IP, bat .548, 7 HRs, 28 RBI.
- Involved off the field in extracurricular groups & volunteering.
- Graduated top 10 percent of her class. All Academic honors 2016-19.



#20 Kat Sackett, Fr., C, Erie, Colo.

- Played & started last 15 games. Batting .260, 13 hits, 6 2Bs, 4 HR & 14 RBI. Slugging .620.
- 2nd player in MUSB History to begin career with an extra base hit in 1st 5 games, following teammate Paige Halliwell.
- 1st 4 collegiate hits all 2Bs. Hit 1st IB in game 3 at Chattanooga, followed by 5th 2B & then 1st career HR. Drove in 5.
- Earned 1st career start in game 2 at Longwood. 1st collegiate hit was a 2B in the 3rd inning.
- Hit 2 HRs in game 1 win at MTSU with career-best 6 RBI.
- Recorded 1st career runner caught stealing in game 4 of MTSU series.
- 3x all-state, 4x all-conference, 2x All-Conference Player of the Year (2018-19), 2019 Colorado Coaches of Girls Sports Senior All-State team, 2019 BoCo Preps All-Region team, 2019 BoCo Preps All-Region Player of the Year, 2019 Erie High School Female Athlete of the Year & 2020 Sportswomen of Colorado Award for high school softball. Lettered in track & field in 2020.
- Academic All-State honorable mention.



#21 Rachel Pennington, So., OF, West Hamlin, W.Va.

- Has appeared in 10 games as pinch runner, scored 4 runs, 1 stolen base.
- 34 runs scored in career.
- Appeared in 20 games as pinch runner in 2020.
- Scored 12 runs in 2020.
- Scored a run in 5-straight games (2/14-21).
- Scored game-winning run vs. ETSU on walkoff single from Blakely Burch.
- Appeared in 45 games with 1 start in 2019.
- NFCA All-America Scholar Athlete: GPA 3.50 or better.
- C-USA Commissioner's Honor Roll: GPA 3.00 or better.
- Finished 2019 with 18 runs & 11 stolen bases.
- 1st career SB in opener vs. UC-Riverside (Feb. 8).
- SB & scored against No. 13 Kentucky (March 20).
- Made 1st career start in LF vs. Rider (March 2).
- Lincoln County HS all-time leader in stolen bases.



#23 Mya Stevenson, So., OF, Mesquite, Texas


- Played in all 23 games with 22 starts, 18 in RF, 4 at DP. 15 hits, 17 runs (tied for MU lead), 6 HRs.
- 13th member of MUSB 100 RBI Club (106).
- Tied for 2nd all-time in MUSB History with 38 home runs, along with teammate Aly Harrell. Mya hit 36th career HR in game 3 at MTSU to move ahead of Shaelyn Braxton.
- Record-setting slugger, tied for lead in NCAA with 12 home runs in 2020. Also finished in top 10 in NCAA in RBI (2nd), HRs per game (3rd), RBI per game (3rd) & total bases (9th).
- Started all 25 games 24 in OF and 1 DP in 2020. Bat. 385, 30 hits, 23 runs, 12 HRs, 36 RBI, slugged .910, 71 total bases.
- Reached base safely in first 22 games, and in every game except one (vs. Bucknell March 8).
- Hit HR in 3-straight games 2x in 2020.
- Tied career-highs with 2 HRs & 7 RBI vs. Rutgers (3/8).
- Record-setter in 2019 with 20 HRs, most in NCAA by a freshman during season.
- Hit 2nd cycle in team history at Charlotte 2019 (3/16).
- Drove in 58 runs, 2nd most in team history.

2021 C-USA
Preseason Team Selection



#28 Kay Kay Kenney, Fr., IF, Highland Village, TX

- Appeared in 13 games, 3 starts in RF.
- Earned 1st career starts with games 2 & 3 vs. Bellarmine after first appearing in 6 games as pinch runner. Reached base in all 6 plate appearances with 4 walks, reached on an error & 1st career hit was 2-run home run in game three.
- Scored 1st career run at Chattanooga (3/20) game 2.
- Made collegiate debut vs. Akron (3/3). 1st SB vs. Valpo (3/7).
- Attended Marcus High School. 3x all-district, 3x named to Dallas/Forth Worth All-Metroplex Team.
- 2018 Team Defensive Player of the Year.
- Ranked as #73 position player in Extra Innings.
- Scored 78 runs, 82 hits, 24 2Bs, 15 HRs, 39 BBs & bat .369 in prep career.
- Played for highly successful travel ball team. 1st place at 2018 TCS Nationals in Atlanta, 5th place 2019 Colorado Fireworks Power Pool, 5th place 2019 TCS National in Atlanta, 2nd place at USA JO Cup in Spartanburg, S.C., 2020 Texas Fastpitch League Alamo Series Champions.



#34 Ashley Blessin, Fr., P, Plant City, Fla.

- 10 appearances, 7 starts. 4.00 ERA, 35.0 IP & 18 Ks.
- Complete game win vs. Akron (3/3), tied career-high 7 Ks.
- Complete game win at Chattanooga (3/20), 10th win of career.
- Can field position well, has 7 assists & 3 putouts in 2021. Made 2 great plays at MTSU including scoop from the glove to 1st.
- 16 appearances with 10 starts in 2020. Finished with 7-0 record, 46.2 IP, 2 shutouts, 3.45 ERA, 34 Ks.
- 1st career start vs. Ohio, 4 IP & 2 Ks.
- 1st MU appearance with 1.2 innings of relief to close out win over Bucknell. Allowed 1 hit, 0 runs, 2 Ks.
- 2 shutouts vs. Delaware State & Akron. Allowed just 1 hit vs. Delaware State and 2 vs. Akron. Also had career-high 4 ks in both games.
- Hillsborough County Player of the Year as senior.
- Finished HS career with a 0.65 ERA, 1,059 strikeouts, 634 innings pitched, and an 81-16 record.
- Recorded 379 strikeouts & 20 wins as a senior.
- Plant City HS career records for wins, ERA & Ks.



#40 Laney Jones, Sr., P, Doylestown, Ohio

- 13 appearances, 7 starts. 3.72 ERA, 37.2 IP and 23 Ks. Leads with 3 shutouts and 2 saves.
- 6 career saves, 5th all-time in MUSB History.
- Earned 1 win & 1 save in FAU series.
- Named C-USA Pitcher of the Week (3/8) after 2 wins, 1 save 1.02 ERA & 9 Ks to begin season.
- Named Pitcher of the Week again (3/29) after 2 wins, 0.00 ERA in 6.2 innings vs. Bellarmine.
- Jumped into starting role in 1st season at MU. 19 appearances, 12 starts, 67.2 IP, 8 wins, 61 Ks, 3.62 ERA.
- 4 saves tied MU single-season record & 6th in NCAA.
- 4 complete games, all wins.
- Earned 1st MU start & win vs. Bucknell (2/7), 6 Ks.
- MU career-high 8 Ks vs. ETSU & at Norfolk State.
- Tossed 5 inning, 1-hit shutout vs. Rhode Island (2/23).
- Transferred to MU after 2 years at Ashland University.
- Main pitcher in 2019 with 31 games, 26 starts, 178.1 IP, 15-11 record, 2.16 ERA, 137 Ks. Pitched 21 complete games & 4 shutouts. Career-high 10 Ks in CG win at Parkside.
- Played summer ball with current MU teammate Aly Harrell.



#43 Aly Harrell, Jr. IF, Gahanna, Ohio

- Started 20 games at 1B. Hitting .413, 26 hits, 16 runs, 8 HRs (leads MU), slugging .873 & .500 OB%.
- Hit walkoff 2B in game 3 of FAU series in 9th. 1st career walkoff.
- Tied for 2nd with Mya Stevenson for at MU 38 career HRs.
- 1st in OB% (.545), 2nd in walks (124), 3rd in slugging (.742), 4th in Avg. (.371), 5th in HBP (31), & 6th in RBI (127).
- Has struck out just 28 times in 383 career at bats.
- Respected slugger with a great eye at the plate. Over two years (2019-20) has more free passes (BBs & HBPs) combined than any other hitter in nation with 114 (91 BBs, 23 HBPs). Next closest was Bailey Hemphill of Alabama with 86.
- Has started 152-of-157 career games & started 125-straight before missing Chattanooga series (contact tracing).
- In 2020 hit .441, 30 hits, 22 runs, 8 2Bs, 5 HRs, 23 RBI, slugged .779, 23 BBs, 6 HBPs & OB% of .602 good for 4th in NCAA.
- Named CUSA PoVW hitting .714, slugging 1.500, .778 OB%, 10 hits, 11 RBI, & 3 HRs in 5 games at Chattanooga Challenge.
- Reached base safely in 24-of-25 games in 2020.
- Set MUSB records in 2019, .578 on base percentage, 64 games played & started, 459 putouts, & 10-straight games RBI.

2021 C-USA
Preseason Player of the Year



Marshall Softball Talking Points



#44 Katie Adams, Jr. C, Hurricane, W.Va.

- Started 19 games, 8 at C, 8 at DP and 3 at 1B (Chattanooga).
- Batting .333 with 8 2Bs (leads MU), 1 HR, 8 runs & 14 RBI.
- Tied for 5th in NCAA in 2Bs per game (.47).
- Career-high 3 walks & added 2 hits, 2 runs in game 2 win at Chattanooga (3/20).
- Began 2021 season with 4 2Bs out of 5 hits in DH vs. Akron (3/3). Drove in 3, scored 2 runs & stole 1 base. Also threw out 2 potential base-stealers, 1 in each game of DH.
- Has 3 career games with 2 2Bs, all against Akron. The other in 2020, was intentionally walked after the 2 2Bs in that contest.
- Appeared in 21 games, 19 starts, 16 at C 3 at DP in 2020.
- In 2020 hit .377, 23 hits, 16 RBI, 5 2Bs, 3 HRs, 8 runs.
- Finished season on 10-game hitting streak. During stretch hit .467, 11 RBI, 4 2Bs & 3 HRs.
- Reached base safely in last 11 games of season.
- Drove in career-high 5 runs vs. Howard (2/29).
- Hit 1st career HR at Norfolk State (3/1).
- Drilled a line drive HR to center at No. 11 Kentucky (3/11).
- Appeared in 44 games with 26 starts in 2019.
- Currently ranks 4th in MU history with 4 intentional BBs.



#55 Blakely Burch, Sr., IF, Live Oak, Fla.

- Started 18 games at 3B. 6 hits, 2 HRs, 8 runs.
- Hit solo HRs vs. Bowling Green (3/5) & Valpo (3/7).
- Started 14 games at 3B in 2020, before suffering knee injury on 4th pitch of game vs. Delaware St. (2/28).
- 1st HR of 2020 a 2-run shot top 7th at USC Upstate (2/9) her former team.
- Hit walkoff 1B, 8th inn. vs. ETSU (2/21).
- Had career-best 7-game hitting streak before injury.
- Season-high 3 RBI vs. ETSU (2/22).
- Set team record in 2019 for most triples in a season with 7, led C-USA and tied for 6th in the country.
- In 2019 played in 62 games, 60 starts, led MU 43 runs.
- Finished 2019 - 44 hits, 35 RBI, 9 2Bs, 8 HRs, 16 HBPs.
- Scored a run in 8-straight games (March 17-30).
- Reached base safely in 15-straight (March 3-30).
- Hit Walk-Off 2-run 2B vs. LA Tech (April 20).
- Has started 135-of-144 games played in MU career.
- 4th all-time in MU history with 9 triples.
- Tied for 6th all-time in MU history with 27 HBPs.



#77 Madison Whitaker, Sr., IF, New Palestine, Ind.

- Mainly splitting time at 2B with Armani Brown. Has appeared in 17 games, 12 starts. 3 starts at SS (Bellarmine game 3 & MTSU), 8 hits, 3 2Bs, 1 HR, 5 runs, 5 RBI.
- Tied MUSB single-game record with 8 asts in game 2 at MTSU while playing SS. Listed starter at 2B, moved to SS in bottom of 1st after Sierra Huerta left with injury.
- Hit 1st HR with MU in game 3 vs. Bellarmine (3/28). Scored 3 runs to tie collegiate career-high (vs. UL-Monroe 2/10/19).
- Collected 3 hits & 2 RBI game 2 at Chattanooga (3/20).
- 1st MU start in season-opener vs. Akron (3/3).
- Transfer from Wright State. Played in 106 games with 105 starts from 2018-20. Finished with 86 hits, 43 runs, 16 2Bs, 2 3Bs, 8 HRs & 53 RBI. Played in just 4 games, 3 starts in 2020.
- Named to 2018 Horizon League All-Freshman Team.
- Started 53 games as a freshman, finished 2nd on team with 41 hits, 8 2Bs, 3 HRs & 23 RBI. Struck out fewest times of regular starters for Raiders with just 15 in 168 at bats. Led team with 100 assists. Tied career-high with 3 hits, 2 RBI & 3rd HR of year at Detroit Mercy.



Photos Above by Sydney Shelton

Marshall Softball Core Values

We Are Tough


We Are Selfless

We Are Committed

We Are Unbreakable

We Are Family

We Are...Marshall Softball



Photos by Emily Cole/MTSU Athletics





Marshall Softball Talking Points-Coaches



Head Coach Megan Smith Lyon, 3rd Season, Overall Division I record: 392-262/Overall Collegiate Record: 471-302

- Third season with Marshall after being hired in July of 2018 as the fourth head coach in Marshall softball history.
- Marshall record is 78-38. Has quickly established Marshall as a powerful offensive threat. After setting program record with 79 home runs in 2019, then in 2020 Herd led NCAA in home runs per game with 1.92 (48 total) and was on pace for over 100 before remainder of year was canceled due to COVID-19 pandemic.
- Herd bats hit 150th home run during coach Smith Lyon's tenure in game two vs. Bellarmine on March 27. It was just the 103 game of her time at Marshall.
- Became the fastest coach in program history to reach 50 wins (76 games) with 8-0 victory over Rhode Island on Feb. 23, 2020.
- Won 1st game with the Herd in MU debut vs. UC-Riverside, 5-2 win (Feb. 8). Went 4-1 during the first tournament at the helm for Marshall.
- Earned 400th career coaching win Feb. 16, 2019 with 10-1 victory over Presbyterian. Herd also tied single-game, program record with 5 HRs in the win.
- Spent the past nine seasons as the head coach at Kansas University. Recorded six 30+ win seasons including a 40-15 mark in 2015. Finished with 273 wins.
- Took the Jayhawks to NCAA Regionals in 2014 & 2015. In 2015 the team spent 7-consecutive weeks ranked in the top 25.
- Kansas led the Big 12 and the nation with a conference record .345 batting average. Also set team records with a .979 fielding percentage in 2014 (2nd highest nationally), and 60 home runs in 2011.
- Team sported a 20-game winning streak in 2012.
- Boasted an 11.5 game won-loss record improvement in 2011 from the year before, the 16th-best turnaround in NCAA history. Kansas opened the season with a 26-3 record, the best start in program history.
- While at Kansas, the Jayhawks had one All-American, one Academic All-American, 20 All-Big 12 selections, 20 NFCA All-Region selections, 50 All-Big 12 Academic Team honorees, three Big 12 Scholar Athletes of the Year and three players taken in the NPF Draft.
- Actually coached against Marshall in her first season at Kansas, during the Florida Lipton Invitational hosted by the Florida Gators. Marshall won the first matchup 7-3 on Feb. 19 and then the Jayhawks won the second contest, also by a score of 7-3, on Feb. 21.
- Started the softball program at Western Carolina and finished with a 41-20 record in the first season (2006) and a 16-4 Southern Conference mark and was named SoCon Coach of the Year. The Catamounts won regular season title along with 6 players named all-conference (5 1st team), 2 All-Region 2nd team and the 2006 Pitcher of the Year (Mendy McKenzie). Western Carolina broke conference single season home run record with 81 and ranked 3rd in NCAA in home runs per game, 14th in slugging percentage and 19th in scoring.
- Spent two seasons as the head coach at Young Harris and had a 79-41 record. Finished as the NJCAA Regional Runner-up both years.
- Prior to coaching at Kansas, spent three seasons as an assistant at LSU under Yvette Girouard. Tigers won the 2007 SEC Tournament, the Stanford Regional in the NCAA Tournament and finished the year with 55 wins. LSU ended the regular season 3rd in the ESPN/USA Today Poll.
- Also an assistant coach at Charlotte in 2003 and for her alma mater UNC in 2004. The Tar Heels made the NCAA Tournament (Waco regional) that season.
- Played third base at UNC for Donna J. Papa from 1996-99. Still listed fifth all-time in career assists with 380. Team finished first in the ACC in 1996 and 1998. Won 30+ games in a season three times, record of 125-106 during playing days.
- Also played against Marshall three times as a player at UNC. The Tar Heels won two of the three games. UNC won the first 3-2 on Feb. 25, 1996. Marshall won the second, 1-0, Feb. 21, 1997. UNC took the third one, 8-0 on March 14, 1997.
- Married assistant coach Corey Lyon on May 22, 2020.



Assistant Coach Corey Lyon, 3rd Season (Coaching 3rd Base)

- Has helped push Marshall to powerful offensive threat. MU has hit 127 home runs in 89 games from 2019-20. Herd led NCAA in 2020 in home runs per game at 1.92.
- Helped lead Herd to one of its largest win-improvements in team history with a offensive record-breaking season in 2019.
- Marshall tied or broke a total of 30 records.
- Spent the past four seasons as the head coach at UL-Monroe.
- Warhawks totaled 111 wins including two 30+ win seasons.
- During tenure had 10 players named to the All-Sun Belt Conference teams, two NFCA All-Region selections and six players chosen by the Louisiana Sports Writers Association for All-Louisiana recognition. Team earned the Sun Belt Conference Team GPA Award in 2015 & 2016.
- Broke several school offensive records including team batting average, RBI in a season, runs scored in a season, hit by pitches in a season, team slugging percentage, on base percentage and most runs scored in a game. Finished 2018 season in the top 30 in the nation in batting average, scoring and stolen bases.
- In 2015, UL-Monroe finished second in the country with 143 stolen bases. Just 10 steals behind Marshall for the top spot.
- Also coached at Southern Arkansas University (2011-14) and led program to its first winning season in 9 years. 90 wins in 3 years was the most in program history over a 3-year span. The Lady Muleriders set 31 school records and won the 2014 Great American Conference Tournament to qualify for the 1st Division II NCAA Tournament in program history.
- Previous coaching experience includes four seasons at Paris Junior College (Texas) where he compiled a 125-53 record.
- Married head coach Megan Smith on May 22, 2020.



Assistant Coach Maddie Holub, 3rd Season

- Helped direct of the biggest win-turnarounds in program history in 2019, a return to the C-USA Championship game and first trip to the NISC.
- Coached Marshall's pitching staff to break a 22-year old team record with 16 shutouts in 2019.
- Was named to the Fort Hays State Athletics Hall of Fame in October of 2019.
- Spent the previous four seasons before coming to Marshall as the pitching coach at Saint Leo University (Saint Leo, Fla.).
- Helped the Lions to back-to-back NCAA Division II postseason appearances and reached the World Series in 2018.
- Saint Leo never won fewer than 37 games during her tenure. Coached Stephanie Adkins who won back-to-back Sunshine State Conference Pitcher of the Year honors. Team also featured five pitchers in a three-year span named all-conference. Her pitching staff ERAs stayed below 2.04 during all four years. Highlighted by a 0.93 staff ERA in 2016 that garnered the National Statistical Championship. Team averaged 16 shutouts per season.
- Prior to Saint Leo, Maddie coached at Fort Hays State, her alma mater. The Tigers were ranked as high as No. 13 in the country during time on staff.
- Also coached overseas in Collecchio, Italy with the Collecchio Softball 17U and 10U squads.
- Still holds career records at Fort Hays State as a pitcher and hitter with hits (255), runs scored (183), RBI (160), home runs (46), wins (77) and strikeouts (974). Her name also appears in many other top-10 categories. She tossed 7 no-hitter and shared in an 8th. Contributed to 2 perfect games.
- 4-time all-conference honors as well as the Mid-America Intercollegiate Athletics Association Player and Pitcher of the Year as a senior in 2013.



Volunteer Assistant Sam Boone, 1st season (Coaching First base)

- 1st season on the Herd staff. Assists in all capacities with practice, travel and video.
- Former Marshall baseball player from 2017-19. Appeared in 24 games as a relief pitcher.
- After playing career, was assistant baseball coach and recruiting coordinator at Shoreline Community College. Also instructor at Base by Pros in Lynnwood, Wash., in charge of research and development on the pitching front, while giving lessons to athletes.
- Appeared in three games in 2017 before season-ending injury, had five strikeouts in three innings. Season-high 2 Ks at Georgia State & Virginia Tech.
- In 2018, appeared in 7 games working his way back from Tommy John Surgery. Season-high 3 Ks vs. Ohio & WVU. Pitched 3.2 innings vs. Ohio, allowing one run & one hit.
- In 2019, appeared in 14 games all out of the bullpen. Did not give up an earned run in his first 8 appearances, total of 11 innings pitched. Finished season with 19 Ks in 15.1 innings. Record a win against Iona (Feb. 23) and a save vs. Eastern Michigan (March 9).
- Prior to playing for Herd, spent 2015 season at Washington State and then 2016 at Shoreline Community College (Washington).
- For Washington State, appeared in 2 games with 1 total inning and 2 strikeouts.
- With Shoreline Community College, started all 6 of his appearances, pitched 37.2 innings with a 3.34 ERA and 47 strikeouts, 2-3 record.

HERD NOTES

Last Time Out: Herd Wins Series at FIU

Marshall won its second-consecutive league series taking three games on the road over the FIU Panthers. The Herd took the first game 3-1 behind another great pitching performance from Cailey Joyce as well as some standout defensive plays. On offense, Mya Stevenson started what became a great weekend at the plate with two doubles and scored two runs. Saige Pye obliterated a pitch to left for a solo home run and Katie Adams had an RBI driving home Stevenson in the fourth with a single.

Marshall came out flying right from the start in game two. Grace Chelemen started the day with a single to right on the very first pitch. What followed was an offensive onslaught that put the Herd up for good as 12 batters came to the plate and Marshall put up seven runs. Sierra Huerta hit a homer to left for a three-run shot. Camryn Michallas drove in two runs and Saige Pye also drove in two with one RBI in each of two plate appearances in the inning. Brianna McCown came out in relief and pitched five innings with five strikeouts. Stevenson hit two more doubles and scored once. Megan Stauffer entered the circle in the sixth and finished the game as the Herd won 12-6.

FIU bounced back in game three, also the nightcap of the Saturday doubleheader, with a 5-2 victory. Aly Harrell hit her 39th career home run in the first inning, however the Herd couldn't muster much offense the rest of the way. Stevenson had one double, her fifth of the series and scored in the second after Katie Adams drove her home with a double as well.

On Sunday, Marshall was playing for the series win and FIU was playing for a split. The Panthers scored first in the bottom of the second, but then the Herd responded in the top of the third as Saige Pye hit a two-run homer to give Marshall the lead. The inning continued as Stevenson and Paige Halliwill both scored on a single from Grace Chelemen. FIU cut the Herd's lead to one, 4-3, in the bottom of the sixth. Marshall shot back in the top of the seventh to deflate the Panthers' momentum. Stevenson led off the inning with yet another double, her sixth of the series, and then Adams drilled a home run to right field. Kat Sackett added one more exclamation point with a solo homer to right-center. Stauffer once again finished the game in the circle, getting FIU to go down in order. The Herd took the game 7-3, and the series.

Stevenson finished the weekend with eight hits, six going for doubles. She and Pye ended the series on seven-game hitting streaks.

Mya Stevenson Heats Up in Conference Play

Junior Mya Stevenson has been heating up at the plate, and at the right time. Stevenson struggled through the beginning of the season as her batting average was under .100 through the first eight games, and had picked it up to .171 by the end of non-conference action. Since then, the Mesquite, Texas native is batting .390 in C-USA games and .438 over the last 10 contests. Over that 10-game stretch, Stevenson has 14 hits, six doubles, three home runs, is slugging .906 and has scored nine runs. Her six doubles all came in the series at FIU as she hit two in each of the first two games and then one in each of the last two. During the trip to Miami, Stevenson bat .571 (8-of-14) and scored six runs. Her home runs in C-USA play have come against Middle Tennessee (one) and Florida Atlantic (two). It is the perfect time for the record-breaking slugger's bat to catch fire as the Herd enters the final stretch.

Saige Pye Ties Single-Game Doubles Record

Senior Saige Pye made her presence at the plate known in the series with the Florida Atlantic Owls driving in three runs in each of the three games that she played. However, in the third game (game two of the Saturday doubleheader) Pye tied a program record that had only been achieved twice since 2000 and had not been done since 2005. Pye hit three doubles to three-straight plate appearances, all to right-center. Her first of the day followed a glass-shattering home run by Aly Harrell in the third inning that looked like things were really going to take off for Marshall's offense. The Owls ended the inning and Pye was stranded at second. Her second double of the day scored one run in the fifth, while her third of the day was the most clutch scoring two runs to tie the game at 7-7. The last time a Marshall player hit three doubles in a game was Deanna Tourville against the Ohio Bobcats on April 16, 2005, 16 years and one day earlier. The first time the feat was accomplished since 2000 was by Hall of Famer Nichole Corrigan against Miami (OH) on May 5, 2000. Single game records from 1994-99 are incomplete.

Madison Whitaker Ties Team Assists Record

Senior Madison Whitaker recorded eight assists in Marshall's game two loss at Middle Tennessee, tying the program record (going back to 2000) for most in a single game. Whitaker began the game listed as the starter at second. She moved to shortstop for the beginning of the bottom of the first after starter Sierra Huerta went out with a leg injury in the top of the inning. The senior transfer from Wright State then had a busy day as she also tallied six putouts. In all, Whitaker was responsible for 14 outs and had no errors.

Games with eight assists (single game records from 1994-99 incomplete)

Leigh Wintter vs. Houston April 14, 2006

Marcena Bertoldo at Morehead State April 15, 2008

Amanda Lara vs. Georgia Southern Feb. 11, 2012

Madison Whitaker at MTSU April 9, 2021

Kay Kay Kenney Reaching Base

Freshman Kay Kay Kenney earned her first two career starts in the lineup, playing in right field in games two and three against Bellarmine (March 27-28). In game two, Kenney reached base all three times at the plate with two walks and then getting on from an error. In game three, Kenney drew two more walks but sandwiched those around her first career hit that also happened to be a home run. Her two-run shot out to left gave Marshall a 7-0 lead. After the game Kenney said, "I didn't even know it was gone until I rounded second. That was when I noticed and started screaming." Kenney became the 11th different player to hit a home run this season for the Herd.

Paige Halliwill Steals Away Hits Roaming the Outfield

Freshman centerfielder Paige Halliwill has made an impact at the plate, but her presence in the outfield this year has been undeniable. Leading into Conference USA play, Halliwill has recorded 26 putouts as well as three assists in 15 games. She has made diving catches, run down and caught potential extra base hits and thrown runners out. Twice, Halliwill has started a relay that has eliminated a runner attempting to stretch a double into a triple. The first was against Saint Francis on March 6th. After picking the ball up at the fence in the right-center gap, Halliwill fired to Madison Whitaker who then turned and gunned it to Blakely Burch at third for the out. Halliwill did it again versus Bellarmine after making a diving attempt in left-center. She quickly got back up, threw to her relay, shortstop Sierra Huerta, who turned to Burch at third who put down the tag to retire the runner. In game two at Longwood, Halliwill fired to fellow freshman catcher Kat Sackett to retire a runner attempting to score. During the Bellarmine series, not only did Halliwill have the assist on the relay but she tallied 10 putouts with five in game one. The freshman made a diving catch in the top of the first to begin her great weekend. She continued with going on some long runs to take away shots in the gap.

Look Up And Say Goodbye Number 150

It has been no secret that since Head Coach Megan Smith Lyon took over at Marshall, that the Herd can hit the long ball. However, a home run from Sierra Huerta in game two on Saturday against Bellarmine (March 27) was the 150th homer hit by the Herd in Coach Smith Lyon's tenure, in just the 103rd game. Since the beginning of 2019, Marshall has been shattering team records for home runs and is averaging 1.46 per game since Coach Smith Lyon and her staff came to Huntington. In 2019, Marshall smashed the team record for home runs in a season with 79, besting the old mark of 52 set back in 2008. In 2020, the Herd was on pace to go even further with 48 bombs in 25 games and was leading the country in home runs per game with 1.92. Marshall was on pace to reach the century mark by the end of the regular season before the remainder of the year was canceled. So far in 2021, the Herd has an even bigger group of bomb hitters as 11 different players have sent one over the fence. There were eight different players in 2019 and nine in 2020 to tally a homer.

Two More Milestones for Mya Stevenson

Junior Mya Stevenson has been heating up a little more as the season has progressed, and with that she joined more exclusive company in MUSB History. In the first game of the series at Chattanooga, Stevenson came through in the clutch for the Herd with a three-run home run in the top of the sixth inning to tie the game at 8-8. Marshall went on to win 9-8. The home run achieved two separate milestones for the slugger. The homer was the 35th of her career, putting her into a tie with Shaelynn Braxton (2013-15, '17) for second all-time in team history. Also, the 3-run jack moved Stevenson into the 100 RBI Club. She is the 13th member of the group and has 102 after the Chattanooga weekend. She is just behind Alianna Telles (2009-12) and Morgan Zerkle (2014-17) who both have 104, as well as Rebecca Gamby (2009-12) who is 10th with 105.

Kat Sackett, What a Weekend

Freshman catcher Kat Sackett, who had just had her first career start in game two at Longwood, had a tremendous weekend at the plate in Chattanooga. Sackett bat .500 (6-of-12), slugged 1.083 and drove in seven runs in the three wins. The freshman hit four doubles and the first home run of her career. In fact, Sackett's first four hits of her career were all doubles including her one hit at Longwood. She did not record a single until the third inning of game three at Chattanooga. It still drove in two runs. Sackett still hit her fifth double of the year in the fifth inning before finally sending one over the fence in right-center in the seventh. The Erie,

Multi-Hit Games

Name	2021	3+	'21-best	Career total
Pye	9	2	3	21
Adams	9	1	3*	19
Chelemen	8	3	4*	14
Harrell	8	3	4*	38
Stevenson	7	--	2	32
Sackett	4	1	3*	4
Brown	3	1	3*	26
Huerta	3	--	2	23
Halliwill	2	--	2*	2
Whitaker	1	1	3*	23 (1 at MU)
Burch	--	--	1	18
Lee	--	--	--	2
Michallas	--	--	1	1 (at Akr.)

*career-high or tied career-high

Multi-Runs Scored Games

Name	2021	3+	'21-best	Career total
Stevenson	6	1	3*	24
Chelemen	6	--	2*	9
Huerta	5	1	3*	21
Harrell	3	--	2	16
Pye	2	--	2*	7
Brown	2	--	2	7
Adams	2	--	2*	3
Sackett	2	--	2*	2
Burch	1	--	2*	13
Whitaker	1	1	3*	6 (1 at MU)
Halliwill	1	--	2*	1
Kenney	1	--	2*	1
Lee	--	--	1	1
Michallas	--	--	--	--

*career-high or tied career-high

Multi-RBI Games

Name	2021	3+	'21-best	Career total
Harrell	6	2	4*	32
Pye	6	4	4	13
Huerta	5	--	3	19
Adams	4	2	3	12
Halliwill	4	1	3*	4
Stevenson	3	1	3	26
Chelemen	3	1	3*	4
Sackett	3	2	6*	3
Michallas	2	--	2*	2
Whitaker	1	--	2	13 (1 at MU)
Kenney	1	--	2	1
Brown	--	--	1	4
Burch	--	--	1	11

*career-high or tied career-high

Hitting Streaks

Name	'21-best	Current	Career-best
Pye	7	7	7 (2020 & '21)
Stevenson	7	7	10 (2019)
Harrell	6	3	7 (2020)
Chelemen	6	1	6 (2021)
Sackett	5	2	5 (2021)
Halliwill	5	--	5 (2021)
Adams	4	4	10 (2020)
Burch	4	--	7 (2020)
Whitaker	4	--	6 (2019)
Huerta	3	1	6 (2020)
Brown	2	--	6 (2019)
Kenney	1	--	1 (2021)
Michallas	1	--	2 (2019)
Lee	--	--	3 (2019)

Reaching Base Streaks

Name	'21-best	Current	Career-best
Huerta	22	1	22 (2019 & '21)
Harrell	13	13	24 (2019)
Pye	12	12	24 (2020)
Chelemen	9	8	9 (2020 & '21)
Stevenson	7	7	22 (2019 & '20)
Adams	6	4	15 (2020)
Halliwill	6	--	6 (2021)
Whitaker	6	--	6 (2021)
Sackett	5	4	5 (2021)
Brown	5	1	19 (2020)
Burch	5	--	19 (2018)
Kenney	2	--	2 (2021)
Michallas	2	--	2 (2021)
Lee	--	--	3 (2019)

Scoring a Run Streaks

Name	'21-best	Current	Career-best
Stevenson	4	4	7 (2019)
Harrell	4	3	4 (2018, '20&'21)
Chelemen	4	--	4 (2020 & '21)
Burch	4	--	8 (2019)
Kenney	4	--	4 (2021)
Pye	3	1	4 (2020)
Huerta	3	--	6 (2020)
Brown	3	--	4 (2019)
Halliwill	2	1	2 (2021)
Adams	2	1	3 (2020)
Lee	2	--	3 (2020)
Pennington	2	--	5 (2020)
Sackett	1	1	1 (2021)
Whitaker	1	--	6 (2019)
Michallas	1	--	1

HERD NOTES

Colo., native has collected an extra base hit in her first four contests.

Double It Up

Since 2019, Marshall has been known for hitting the home run (see the next Herd Note). However, the Herd has also been racking up doubles as well. In 2021, Marshall leads Conference USA and is third in the country in doubles per game with 2.04. The Herd piled up 13 doubles in the series at FIU, led by Mya Stevenson who had six! Since Head Coach Megan Smith Lyon took over, the Herd set a team record for doubles in 2019 with 83 (1.30 per game), was on pace to break that mark in 2020 with 41 in 25 games (1.64 per game) before the remainder of the year was canceled, and is now in the top 10 in the country. Katie Adams has been a doubles machine, leading the team with nine and she is 27th in the NCAA in doubles per game (.36). Kat Sackett of course began her career with four doubles and has seven. Twelve different players have hit a double in 2021 with eight of them hitting two or more. Two times this season Marshall has had two players hit at least two doubles in the same game. Sierra Huerta and Sackett accomplished the feat in game two of a doubleheader at Chattanooga on March 20, and the Saige Pye (3) and Aly Harrell (2) did it again in game two against Florida Atlantic on April 17, 2021. Prior to this year, the last time that the Herd had two players hit two doubles in the same was Feb. 28, 2018 against Kent State with Taylor McCord and Harrell. With the doubles and the homers, Marshall leads C-USA and is 15th in the country in slugging percentage (.553).

Harrell and Stevenson Race up the MUSB Home Run Charts

Aly Harrell and Mya Stevenson have been in a friendly competitive arms race since the two became teammates in 2019. Through 27 games in 2021, Aly is second all-time with 39, and Mya is right behind with 38. The two were tied until Aly hit No. 39 in the FIU series. Aly and Mya both surpassed Shaelynn Braxton (2013-15, '17) in the series at Middle Tennessee. Harrell hit her 35th in game two to tie Stevenson and Braxton. Harrell then cranked her 36th career bomb in the third inning of game three to take the lead. Three innings later, Stevenson moved ahead of Braxton and tied Harrell with her 36th. Stevenson jumped back out on top with two homers in the series with FAU, then Harrell came back with two more home runs to tie it right back up. The two have combined for 66 home runs since becoming teammates in 2019 (Harrell hit 11 her freshman season in 2018) and 77 overall for the Herd. Four-time All-American, and current minor league hitting coach for the Chicago Cubs, Rachel Folden (2005-08) still holds the all-time mark with 58. However, there are two sluggers who are closing in quickly.

2021 Season Finally Gets Started

Head coach Megan Smith Lyon returns a very talented lineup in her third season. Marshall was picked to finish second in the east division in Conference USA. The offensive lineup that led the nation in 2020 in home runs per game (1.92) comes back nearly intact. The only player who hit a home run for the Herd in 2020 that is not back in the lineup is departed senior Haleigh Christopher who hit six. Marshall has 42-of-48 homers smashed back for 2021.

Junior Mya Stevenson led the team and tied for the NCAA lead with 12 home runs. Graduate Sierra Huerta, who was able to come back for another season, was second on the team with nine and senior Saige Pye cranked out eight in her first year at Marshall. All three players were named to the Conference USA All-Preseason Team as voted on by the league's coaches.

Senior Aly Harrell was named the 2021 Conference USA Preseason Player of the Year. Harrell, who finished fifth on the team with five home runs, bat .441 a year ago and led the team with 23 walks and an on base percentage of .602. Since 2019, no one in the NCAA has been issued more free passes to first base from a walk or hit-by-pitch, than Harrell. The Gahanna, Ohio native combined for 114 free passes (91 walks and 23 hit-by-pitches) in 89 games, with Bailey Hemphill of Alabama as the next closest player with 86.

Along with the bats, Marshall returns a solid defense with playmakers at every position, and a pitching staff that is bringing back 16-of-18 wins from 2020. Senior Laney Jones finished last season with an 8-2 record and 61 strikeouts. Jones recorded four saves as well, tied for sixth in the NCAA, and tied a program record set back in 2004. Sophomore Ashley Blessin went 7-0 and tossed two shutouts. Senior Megan Stauffer also spent time in the circle with 13 innings and a 1-1 record. The only pitcher not back for Marshall is departed senior Kailee Williamson who threw 22.1 innings in 2020.

Coach Smith Lyon has also gathered a talented group of newcomers that add depth and assistance. Newcomers to the Herd for the 2021 season include five freshmen and six transfers. The freshman class consists of pitcher Brianna McCown, catcher Kat Sackett, infielder Amaya Lee, and outfielders Kay Kenney and Paige Halliwill. The transfers are pitchers Cailey Joyce (La Salle University) and Madi Garay (University of Louisiana), and infielders Camryn Michallas (Gulf Coast State College), and Madison Whitaker (Wright State).

Look Up and Say GOODBYE

Marshall returns 42-of-48 homers smashed in 2020. The only player who hit a home run in 2020 not back for 2021 is departed senior Haleigh Christopher who had six. (Career totals through the 2020 season)

Mya Stevenson	12 - 32 career (tied for 3rd all-time with Samantha Rodriguez 2005-08)
Sierra Huerta	9 - 18 career (34 combined with JUCO career, 17 for Moorpark College 2017-18)
Saige Pye	8 - 9 career (hit one as a freshman at Georgia Tech in 2018)
Aly Harrell	5 - 30 career (4th all-time)
Blakely Burch	2 - 10 career
Rachel Rousseau	2 - 9 career
Katie Adams	3 - 3 career (1st of her career at Norfolk State)



Mya Stevenson Shatters Home Run Records

Since Mya Stevenson put on a Marshall uniform, she has been smashing long-held home run records. Everyone knows about her 20 home runs as a freshman that not only led the nation among freshmen, but broke the Herd's freshman record and single-season mark. The freshman record was just a year old as Aly Harrell hit 11 in 2018. However, the single-season record of 18 was set back in 2006 by four-time All-American Rachel Folden (2005-08). This season, Stevenson's power has continued to shine. On March 7 against Rutgers, the sophomore slugger hit her 10th home run and became the fastest player in program history to reach double-digit homers in a season, in just her 22nd game of the year. The old record was again set by Folden in 2006 who hit her 10th home run in her 23rd game of the season. Stevenson's 10th of the year was also her 30th of her career, again reaching that milestone faster than anyone else. It took just 83 games. Folden had been the quickest to 30 before, doing it in 119 games shortly in to her junior season. Over an 11-game stretch last season, Stevenson hit eight homers. Folden hit nine in an 11-game span (Feb. 24-March 12) in 2006. Entering the 2021 season, Stevenson is tied with one of Folden's classmates, Samantha Rodriguez, for third all-time in team history with 32 career home runs. Folden still holds the all-time mark with 58.

Ranked in the NCAA Stats

Where Marshall ranked in the NCAA stats in 2020:

Team:	
Home Runs Per Game:	1st (1.92 home runs per game)
Slugging Percentage:	2nd (.643)
Batting Average:	7th (.357)
On Base Percentage:	7th (.440)
Scoring:	7th (7.56 runs per game)
Doubles:	24th (41)
Doubles Per Game:	34th (1.64)
Individual:	
Home Runs Per Game:	3rd - Mya Stevenson (.48)
RBI per Game:	3rd - Mya Stevenson (1.44)
RBI:	2nd - Mya Stevenson (36)
On Base Percentage:	4th - Aly Harrell (.602)
Saves:	6th - Laney Jones (4)
Slugging Percentage:	11th - Mya Stevenson (.910)
Walks Per Game:	10th - Aly Harrell (.92)
Hits:	11th - Saige Pye (37)
Total Home Runs:	1st - Mya Stevenson (12) - tied Paige Rauch of Villanova and Bailey Vannoy of Charlotte
Total Bases:	9th - Mya Stevenson (71)



Photos by Adam Gue

#LookUpAndSayGoodbye

Team 28 Bomb Counter - 37

Marshall picked up right where it left off in 2020 with blasting more home runs in 2021. Through 23 games, Team 28 has hit 37 bombs with 11 different players sending one over the fence. MUSB has also hit at least one homer in every contest except three.

Team 28 is also tops in C-USA, and 9th in the NCAA in home runs per game with 1.61.

Player	2021	Career
Aly Harrell	9	39
Mya Stevenson	6	38
Sierra Huerta	6	24
Saige Pye	5	14 (1 at GT)
Kat Sackett	5	5
Paige Halliwill	4	4
Blakely Burch	2	12
Katie Adams	2	5
Grace Chelemen	2	3
Madison Whitaker	1	9 (8 at WVSU)
Kay Kay Kenney	1	1

2021 Games and home runs hit

March 3 - Akron (1) - Paige Halliwill	(1) 1
March 3 - Akron (2) - Paige Halliwill & Grace Chelemen	(2) 3
March 5 - Bowling Green - Aly Harrell, Sierra Huerta & Blakely Burch	(3) 6
March 6 - Valparaiso - Mya Stevenson, Aly Harrell & Grace Chelemen	(3) 9
March 6 - Saint Francis - Paige Halliwill & Katie Adams	(2) 11
March 7 - Saint Francis - Saige Pye	(1) 12
March 7 - Valparaiso - Aly Harrell & Blakely Burch	(2) 14
March 10 - at Longwood (1) - Aly Harrell	(1) 15
March 10 - at Longwood (2) - Mya Stevenson & Saige Pye	(2) 17
March 20 - at Chattanooga (1) - Sierra Huerta & Mya Stevenson	(2) 19
March 20 - at Chattanooga (2)	(0) 19
March 21 - at Chattanooga - Paige Halliwill, Sierra Huerta & Kat Sackett	(3) 22
March 27 - Bellarmine (1)	(0) 22
March 27 - Bellarmine (2) - Sierra Huerta	(1) 23
March 28 - Bellarmine - Madison Whitaker & Kay Kay Kenney	(2) 25
April 9 - at MTSU (1) - Kat Sackett twice	(2) 27
April 9 - at MTSU (2) - Aly Harrell	(1) 28
April 10 - at MTSU (3) - Aly Harrell & Mya Stevenson	(2) 30
April 11 - at MTSU (4)	(0) 30
April 16 - FAU (1)	(0) 30
April 17 - FAU (2) - Sierra Huerta, Mya Stevenson & Kat Sackett	(3) 33
April 17 - FAU (3) - Mya Stevenson & Aly Harrell	(2) 35
April 18 - FAU (4) - Saige Pye & Aly Harrell	(2) 37
April 23 - at FIU (1) - Saige Pye	(1) 38
April 24 - at FIU (2) - Sierra Huerta	(1) 39
April 24 - at FIU (3) - Aly Harrell	(1) 40
April 25 - at FIU (4) - Saige Pye, Katie Adams & Kat Sackett	(3) 43

Home Runs Per Inning

First	11
Second	5
Third	11
Fourth	1 (Chelemen)
Fifth	4
Sixth	6
Seventh	5
Eighth	0
Ninth	0
Tenth	0

Home Runs Location


Dot Hicks Field	24
14 games - 1.71 per game	
Away	19
13 games - 1.46 per game	
at Longwood	3
at Chattanooga	5
at MTSU	5
at FIU	5
Solo	23
2-run	15
3-run	5
Grand Slam	0
Led off Inning	8
With Two Outs	13



A home run from Aly Harrell vs. FAU that smashed the back windshield of a car. Photo courtesy of Dewitt Harrell



Blakely Burch & Armani Brown celebrate Burch's homer against Valparaiso. Photo courtesy of Adam Gue



Kat Sackett rounds 3rd after her 1st of 2 home runs in game 1 at MTSU. Photo Courtesy of Emily Cole



Head Coach Megan Smith Lyon and Mya Stevenson celebrate after Mya's HR vs FAU. Photo courtesy of Adam Gue

Warrior Award

In memory of **Emileigh Cooper** (three photos to the right), who the Herd Family tragically lost in February of 2016, the Marshall softball team established the Warrior Award in 2017, that will be given out each year to the player that best personifies the qualities that Cooper held as a member of the Herd from 2012 to 2015.

As a senior in 2015, Cooper roared to the forefront as a leader for Marshall, batting .434 and being named second team All-Conference USA. From walk-on to All-Conference performer, Cooper knew how to get her teammates fired up and ready on game day.....(Pause in video for WEARE clip)..... In 2015, players were told to pick one word that held significant meaning to them and Cooper chose "Warrior". Her identity statement for that season was "I am a confident Warrior. I am the fire in C-USA that will always keep burning." On March 13, 2015 at Dot Hicks Field, Cooper came to plate in the 10th inning with Rebecca Myslenski at first, as Marshall was locked against WKU in a scoreless game. Before Emileigh went up to the plate she turned around and looked at teammate Elicia D'Orazio who was due up next and said, "Don't worry about getting ready. I'm going to end this now." Two pitches later she did just that hitting a walk-off home run. A Warrior.

Rebecca Myslenski won the inaugural Warrior Award in 2017 as a member of the MUSB Family who stuck through major injuries, being medically disqualified, and stayed with the team taking on a major role with the staff. Myslenski played sparingly during her freshman and sophomore seasons due to knee injuries. However, when she was in the game she could be relied on to make the tough plays, especially while playing at first base. She had to stop playing after her sophomore year, but instead of leaving the team or Marshall, Myslenski came back as a student assistant and helped the Herd over the next two years in many capacities. She still kept a great attitude despite not being able to play, and did whatever she could to help MUSB.

Madi Marshall won the award in 2018. The senior showed grit and fight while struggling through some health issues to always have a great attitude and could keep the team in great spirits. Madi's electric personality was well in line with Cooper's as Madi was able to learn from Cooper during Madi's freshman year in 2015. She kept a smile on her face even when not in the starting lineup and again would do whatever was needed to help MUSB. Madi played second base, outfield, came in as a pinch runner or a pinch hitter. She hit the only home run of her career as a grand slam against FIU during senior weekend in 2016. Madi also set a team record as a pinch runner, scoring a run in 10-straight contests in 2017.

Hayden Ellis earned the honor in 2019. The senior catcher battled through adversity on and off the field. She stuck with the Herd backing up Taylor McCord at catcher through her first three years. As a senior, Hayden fought her way back from a shoulder injury that took away most of her junior season to have a career year. She set career-highs in every category and even had an explosive weekend against Louisiana Tech at home. During the Saturday doubleheader, as the Herd celebrated its Strikeout Cancer Day, Hayden belted three home runs in the two games with her father in attendance who had going through his cancer battle. The next day, on Emileigh Cooper Day, she was given the Warrior Award on the field before the series finale.

Due to the COVID-19 pandemic cutting the season short after just 25 games, no Warrior Award was given in 2020.

The Warrior Award came right back in 2021, and the latest winner received the honor on April 29. Blakely Burch came to Huntington in the summer of 2017 after spending her freshman season at USC Upstate. She mixed in right away with her new team playing in 48 games with 43 starts. Over the next four years, Blakely developed into a leader on and off the field, and came through clutch in many situations, whether with her bat or her glove. She starred in the 2019 season with 60 starts, and setting the team record for triples in a season with seven. You could always tell she was looking to take that next 60 feet with occasionally needing to slam on the breaks at second and having to settle for a double. She smacked a home run against WKU that put the Herd up and eventually led to a series win. Blakely had two walkoffs in her career with one in 2020 against East Tennessee State, and probably more famously her 2-run double to defeat Louisiana Tech on, none other than Emileigh Cooper Day. Blakely was off to a great start in 2020, including blasting a home run against her former team that helped lead Marshall to another victory, before unfortunately going down with a knee injury in the 14th game of the season, it would be her last of the year. However, that Warrior Mentality took over as she worked her way back from surgery, while also finishing school, planning a wedding and getting accepted into the nursing program at Jacksonville. In her career with the Green & White, Blakely has played in 148 games, has 88 hits, with 38 going for extra bases, including nine triples good for fourth all-time in program history, and 27 hit-by-pitches tied for sixth at MUSB. Her fire and passion was always present on the field and in the dugout, and will forever have a permanent place in Marshall Softball History.

Warrior Award Winners

2017 - **Rebecca Myslenski**
2018 - **Madi Marshall**
2019 - **Hayden Ellis**
2020 - **No award given (COVID-19)**
2021 - **Blakely Burch**



2017 Warrior Award winner Rebecca Myslenski with Emileigh Cooper's family (left side).



2018 Warrior Award winner Madi Marshall with Cooper's sister & mom as well as her own parents.



2019 Warrior Award winner Hayden Ellis with Cooper's parents, her own family & MUSB.



2021 Warrior Award winner Blakely Burch after a triple versus Rider in 2019.



Blakely Burch receiving the Warrior Award after a special ceremony at the Pullman Plaza Theater.

#Team28 Milestones Watch

MUSB Career Batting Average (min. 200 AB)

1. .451 - Morgan Zerkle 641 AB (2014-17)
2. .410 - Kaelynn Greene 729 AB (2013-16)
3. .405 - Rachel Folden 656 AB (2005-08)
4. .371 - *Aly Harrell 407 AB (2018-Pres.)*
5. .370 - Amanda Williams 714 AB (2003-06)

-
9. .333 - Jeanne Noble 243 AB (1994-95)
 10. .330 - *Mya Stevenson 330 AB (2019-Pres.)*
 11. .327 - Jordan Colliflower 300 AB (2015-18)
 12. .321 - Caitlyn Jackson 661 AB (2007-10)
 13. .320 - *Katie Adams 256 AB (2018-Pres.)*

-
16. .313 - *Sierra Huerta 288 AB (2019-Pres.)*

MUSB Career Slugging Pct. (min. 200 AB)

1. .770 - Rachel Folden 656 AB (2005-08)
2. .755 - *Mya Stevenson 330 AB (2019-Pres.)*
3. .744 - *Aly Harrell 407 AB (2018-Pres.)*
4. .656 - *Sierra Huerta 288 AB (2019-Pres.)*
5. .594 - Morgan Zerkle 641 (2014-17)

MUSB Career On Base Pct. (min. 200 AB)

1. .546 - *Aly Harrell 407 AB (2018-Pres.)*
2. .519 - Rachel Folden 656 AB (2005-08)
3. .489 - Morgan Zerkle 641 AB (2014-17)
4. .473 - *Sierra Huerta 288 AB (2019-Pres.)*
5. .447 - Amanda Williams 714 AB (2003-06)

MUSB Career Toughest to Strikeout (min. 200 AB) K/AB

1. .059 - Carrie Hinkle 44/743 (1994-97)
2. .062 - Aimee Anderson 22/354 (1996-97)
4. .069 - *Aly Harrell 28/407 (2018-Pres.)*
3. .070 - Caitlyn Jackson 46/661 (2007-10)
5. .084 - Nichole Corrigan 55/654 (1999-2002)

MUSB Career Doubles

8. 39 - Leigh Wintter (2003-06)
- 39 - Rebecca Gamby (2009-12)
10. 35 - Samantha Rodriguez (2005-08)
- 35 - *Aly Harrell (2018-Pres.)*
12. 34 - Nichole Corrigan (1999-2002)
- 34 - Caitlyn Jackson (2007-10)

-
19. 25 - Deanna Tourville (2005-08)
 - 25 - Morgan Zerkle (2014-17)
 21. 23 - De'Shaun Drake (2002-03)
 - 23 - Raquel Escareno (2013-16)
 - 23 - *Sierra Huerta (2019-Pres.)*
 24. 22 - Rachael Sofie (2006-09)

MUSB Career Triples

1. 14 - Morgan Zerkle (2014-17)
2. 11 - Elicia D'Orazio (2015-18)
3. 10 - Cristy Waring (1995-98)
4. 9 - *Blakely Burch (2018-Pres.)*
5. 7 - Amanda Williams (2003-06)

MUSB Career Home Runs

1. 58 - Rachel Folden (2005-08)
2. 39 - *Aly Harrell (2018-Pres.)*
3. 38 - *Mya Stevenson (2019-Pres.)*
4. 35 - Shaelynn Braxton (2013-15, '17)
5. 29 - Rebecca Gamby (2009-12)

-
10. 26 - Briana Daiss (2016-19)
 11. 24 - *Sierra Huerta (2019-Pres.)*
 12. 23 - Alysia Hively (2009-13)

MUSB Career Runs Batted In

4. 142 - Amanda Williams (2003-06)
5. 138 - Jazmine Valle (2010-13)
6. 129 - *Aly Harrell (2018-Pres.)*
7. 126 - Leigh Wintter (2003-06)
8. 124 - Taylor McCord (2015-18)
9. 116 - Briana Daiss (2016-19)
10. 106 - *Mya Stevenson (2019-Pres.)*
11. 105 - Rebecca Gamby (2009-12)

MUSB Career Total Bases

8. 314 - Samantha Rodriguez (2005-08)
 9. 303 - Rebecca Gamby (2009-12)
 - 303 - *Aly Harrell (2018-Pres.)*
 11. 287 - Elicia D'Orazio (2015-18)
-
17. 264 - Briana Daiss (2016-19)
 18. 249 - *Mya Stevenson (2019-Pres.)*
 19. 245 - Sierra Davenport (2001-04)
 20. 235 - Vanessa Clarkson (1999-2002)
 - 235 - Jessica Williams (2003-06)

MUSB Career Walks

1. 147 - Rachel Folden (2005-08)
2. 127 - *Aly Harrell (2018-Pres.)*
3. 93 - Amanda Williams (2003-06)
4. 88 - Jessica Williams (2003-06)
5. 85 - Melanie Stoehr (2008-11)

MUSB Career Intentional Walks

1. 25 - Rachel Folden (2005-08)
2. 7 - Alianna Telles (2009-12)
3. 6 - *Aly Harrell (2018-Pres.)*
4. 4 - *Katie Adams (2018-Pres.)*

MUSB Career Hit-By-Pitches

1. 53 - Marcena Bertoldo (2007-10)
2. 44 - *Sierra Huerta (2019-Pres.)*
3. 38 - Rebecca Gamby (2009-12)
4. 35 - Vanessa Clarkson (1999-2002)
5. 34 - *Aly Harrell (2018-Pres.)*
6. 27 - Katalin Lucas (2013-16)
- 27 - *Blakely Burch (2018-Pres.)*
8. 26 - Sara Spenia (2003-06)

MUSB Career Saves

1. 9 - Cristy Waring (1995-98)
2. 7 - Abigail Harter (2004-07)
- 7 - Amanda Luers (2004-07)
- 7 - Jordan Dixon (2014-17)
5. 6 - *Laney Jones (2020-Pres.)*
6. 5 - Sarah Chamberlain (2002-04)
7. 4 - Sara Gulla (1998-2001)
- 4 - Randi Nielson (2002-05)
- 4 - Katie Murphree (2009-10)

MUSB Career Fielding Percentage

- (min. 200 chances)
1. .993 - Carrie Michaelis 454 chances (1996)
 2. .990 - Rossana Panuco 413 chances (1997)
 3. .985 - Karri Britt 1,184 chances (2000-03)
 - .985 - Allison Webb 595 chances (2001-04)
 - .985 - Elizabeth DeShields 206 ch. (2017)
 - .985 - *Aly Harrell 927 chances (2018-Pres.)*
 7. .983 - Gina Guzzo 759 chances (2000-03)

MUSB Career Putouts

5. 1,013 - Rachel Folden (2005-08)
6. 878 - *Aly Harrell (2018-Pres.)*
7. 831 - Karri Britt (2000-03)
8. 791 - Katalin Lucas (2013-16)

MUSB Career Double Plays Turned

5. 26 - Leigh Wintter (2003-06)
6. 24 - Alianna Telles (2009-12)
- 24 - *Aly Harrell (2018-Pres.)*
8. 23 - Deanna Tourville (2005-08)

Individual Milestones

150 Career Starts

Aly Harrell - 156 (vs. FAU game 1 - 4/17)
Blakely Burch - 146 (11 at USC Upstate, 135 at MU)

100 Career Starts

Sierra Huerta - 113 (at Chattanooga game 2 - 3/20)
Mya Stevenson - 110 (at MTSU game 2 - 4/9)
Armani Brown - 109 (vs. Bellarmine 3/28)

150 Career Hits

Aly Harrell - 151 (at FIU game 3 - 4/24 solo HR)
I behind Ashley Gue for 21st all-time

100 Career Hits

Mya Stevenson - 109
(vs. FAU game 2 - 4/17 - 1B Bot. 5th)
Blakely Burch - 97 (8 at USC Upstate, 88 at MU)
Madison Whitaker - 95 (86 at Wright State, 9 at MU)
Armani Brown - 93
Sierra Huerta - 90
Katie Adams - 82
Saige Pye - 66 (3 at Georgia Tech, 63 at MU)

50 Career Hits

Grace Chelemen - 49 (1 at Michigan, 48 at MU)

100 Runs Scored

Aly Harrell - 94
Mya Stevenson - 88
Sierra Huerta - 83
Blakely Burch - 76 (6 at USC Upstate, 70 at MU)
Armani Brown - 57

50 Career Runs Scored

Madison Whitaker - 48 (43 at Wright State, 5 at MU)

20 Career Doubles

Mya Stevenson - 20 tied with Gina Guzzo for 25th
(at FIU game 4 - 4/25, 6th 2B of series)
Katie Adams - 20 tied with Guzzo & Stevenson all-time
Madison Whitaker - 20 (16 at Wright State, 4 at MU)
(at FIU game 2 - 4/24)
Blakely Burch - 17 in MU career
(21 total, 4 at Upstate)

10 Career Home Runs

Madison Whitaker - 9 (8 at Wright State, 1 at MU)

100 Career RBI

Sierra Huerta - 74
Blakely Burch - 63 (5 at USC Upstate, 58 at MU)
Madison Whitaker - 59 (53 at Wright State, 6 at MU)

50 Career RBI

Katie Adams - 50

50 Career Walks

Sierra Huerta - 48

20 Career Wins

Laney Jones - 13 (had 21 at Div. II Ashland Univ.)
Cailey Joyce - 13 (8 at La Salle, 5 at MU)
Ashley Blessin - 10

20 Career Pitching Starts

Cailey Joyce - 26 (16 at La Salle, 10 at MU)
(at MTSU 4/9)
Laney Jones - 20 (had 39 at Div. II Ashland Univ.)
(at FIU game 2 - 4/24)
Ashley Blessin - 17

250 Innings Pitched

Cailey Joyce - 227.2 (168.2 at La Salle, 59.0 at MU)
(vs. FAU 4/17)

150 Innings Pitched

Megan Stauffer - 153.2 (122.2 at Monmouth, 31.0 at MU)

100 Innings Pitched

Laney Jones - 105.1 (had 262.0 at Div. II Ashland U.)
(vs. FAU game 1 - 4/17)
Ashley Blessin - 81.2

150 Career Strikeouts

Cailey Joyce - 126 (91 at La Salle, 35 at MU)

100 Career Strikeouts

Laney Jones - 84 (had 198 at Div. II Ashland Univ.)

50 Career Strikeouts

Megan Stauffer - 57 (42 at Monmouth, 15 at MU)
(at MTSU 4/9)
Ashley Blessin - 52 (at MTSU 4/11)

	The Series...
--	----------------------

East Division	Conf.	CPCT.	Overall	PCT.	West Division	Conf.	CPCT.	Overall	PCT.
Charlotte	11-5	.688	27-15	.643	North Texas	14-2	.875	33-10	.767
Marshall	7-5	.583	18-9	.667	UAB	12-4	.750	26-17	.605
Middle Tennessee	9-7	.563	24-20	.545	Louisiana Tech	10-6	.625	22-25	.468
WKU	6-6	.500	23-12	.657	UTSA	5-11	.313	11-29	.275
Florida Atlantic	6-10	.375	12-31	.279	UTEP	4-12	.250	10-23	.303
FIU	5-11	.313	13-24	.351	Southern Miss	3-13	.188	21-28	.429



**Megan
Smith**

**Head Coach
3rd Season
North Carolina '99**



Megan Smith Lyon enters her third season leading the Marshall softball team after being hired as the program's fourth head coach on July 25, 2018. Coach Smith became the fastest to reach 50 wins in program history, needing just 76 games to get there, as she earned her 50th at Marshall with a dominating 8-0 win in five innings over Rhode Island on Feb. 23, 2020.

Coach Smith's record at Marshall is 78-38, a .672 winning percentage, and 471-303 overall (14 years).

Marshall was off to a record-breaking start offensively in 2020 before the year came to an abrupt end after 25 games, due to the cancellation of the season from the outbreak of the COVID-19 virus. The Herd was on pace to eclipse records that were set just the season before. As a team Marshall was batting .357, slugging .643, an on base percentage of .440, and was leading the nation in home runs per game with 1.92 (48 total). The team was on pace to hit the century mark in homers by the end of the regular season. The offensive onslaught started from the beginning of the year and picked up pace during the Pirate Classic (Feb. 28-March 1) as Marshall blasted 15 home runs in five games. The Herd tied its single-game record of five home runs twice. The first time came against the Delaware State Hornets (Feb. 28) and then at No. 11 Kentucky (March 11). Marshall was seventh in the nation in scoring with 7.56 runs per game, with the old team record of 5.40 set in 2015. Other per game averages that displayed the Herd's offensive prowess included 9.84 hits (old record 9.28 in 2015), 1.64 doubles (1.40 set in 2008), 6.96 RBI (4.88 set in 2019), 17.72 total bases (12.31 set in 2017), and 3.48 walks per contest (3.44 set in 2019). Marshall had eight wins by the mercy rule, tied for third-most in a season (2006) in team history.

Coach Smith led a big turnaround for the Herd with a 17-win improvement (tied for second-best in program history) at 42-22.

Her first season with the Herd was a record-breaking one along with leading the team to the Conference USA Championship game for the first time since 2014 as the No. 4 seed in the tournament. Following the 3-1 championship game loss to No. 2 seed Louisiana Tech, Marshall received an invite to the National Invitational Softball Championship and played in the Lynchburg, Va., Regional. Again Marshall fought its way into the regional championship game before falling to the host Liberty Flames. The Herd ended the season tying the record for most wins in a season with 42.

Coach Smith won her debut game for the Green and White with a 5-2 victory over UC-Riverside (Feb. 8) in San Diego, Calif. She earned her 400th career coaching victory with a 10-1 win against Presbyterian (Feb. 16). The Herd finished the early part of the season with a 17-6 record before diving into Conference USA action. Marshall was predicted to finish eighth in the preseason coaches' poll but battled through to a 17-7 record with the series win in 7-of-8 conference matchups. The Herd played well at home with a 13-6 record including two walk-off victories at the Dot in conference action against WKU and Louisiana Tech.

During the season, the team as well as individual players were ranked nationally in many statistical categories. By the end of the season Marshall was ranked in the top 100 in home runs (19th), shutouts (tied for 21st), slugging percentage (27th), on base percentage (40th), runs per game (45th), winning percentage (51st) and fielding percentage (97th). Individually Aly Harrell led the country in total walks (68) and combined free passes with 85 (68 walks and 17 hit-by-pitches). Sierra Huerta led the nation in hit-by-pitches with 30 which was also good for 12th most all-time in NCAA history. Freshman Mya Stevenson led all freshman across Division I with 20 homers. Marshall players in total ranked in the top 50 in the country 17 times by the end of the 2019 season.

The 2019 Marshall softball team broke or tied 15 team records and 15 individual records.

Team Records:

Most postseason games played – 10, previous record of six in 2013 & 2017
Most games played – 64, previous record of 62 set in 1996
Highest slugging percentage – .489, previous record of .465 set in 2008
Most runs scored – 339, previous record of 282 set in 2014
Most doubles – 83, previous record of 80 set in 2005
Most home runs – 79, previous record of 52 set in 2008
Most RBI – 312, previous record of 244 set in 2008

Most total bases – 785, previous record of 669 set in 2008

Most walks – 220, previous record of 166 set in 2007

Most hit-by-pitches – 74, previous record of 51 set in 2010

Most shutouts – 16, previous record of 15 set in 1997

Most times back-to-back home runs in a season – 4

Tied for most wins – 42, set in 2017

Tied for most triples – 13, set in 2017

Tied most home runs in a game – 5 vs. Presbyterian, set in 2014 at Northern Kentucky

Individual Records:

On base percentage single-season and career – Aly Harrell .578 season and .539 career

Games played and started – 64 Aly Harrell and Sierra Huerta

Triples – 7 Blakely Burch

Home runs – 20 Mya Stevenson (also freshman record)

Walks – 68 Aly Harrell

Hit-by-pitches – 30 Sierra Huerta

Total bases by freshman – 130 Mya Stevenson

Putouts – 459 Aly Harrell

Cycle – Mya Stevenson at Charlotte, first ever in program history

Tied walks in a game – 4 Aly Harrell

Tied hit-by-pitches in a game – 3 Aly Harrell

Longest streak of games with at least one RBI – 10 Aly Harrell

Smith, who sported a career record of 393-265 prior to coming to Marshall, led the Jayhawks to six consecutive 30-win seasons and back-to-back appearances in the NCAA Tournament in 2014 and 2015 during her nine seasons at the helm. The 2015 campaign yielded the first 40-win season for the program in 23 years, the best start in school history for the second time in her tenure (12-0) and seven consecutive weeks in the top 25. Her 2013 team recorded the program's highest winning percentage (.680) in 21 years, broke the Big 12 record for batting average (.345), the highest mark in the NCAA that season. In 2012, Kansas had a 20-game win streak and, the year before, boasted an 11.5 game won-loss record improvement, the 16th-best turnaround in NCAA history. The 26-3 mark to open the 2011 season was also the best start in the program's history.

"I am extremely honored and excited to be a part of the Marshall family," said Smith. "There is such a strong history and tradition of success within the softball program and I am humbled to now be a part of that. I want to thank Mike Hamrick for this incredible opportunity for me and my son Cooper. I am eager to get to know the players and to get started this fall!"

At Kansas, she coached one All-American, one academic All-American, 20 All-Big 12 selections, 20 NFCA (National Fastpitch Coaches Association) All-Region selections, 50 All-Big 12 Academic Team honorees, three Big 12 Scholar Athletes of the Year and three student-athletes taken in the NPF (National Pro Fastpitch) Draft. The program also set single-season fielding percentage (2014, .979-second-highest nationally) and home run records during her time as head coach (60, 2011).

Prior to her time in Lawrence, Smith was an assistant for LSU for three seasons, where she helped the Tigers in winning the 2007 SEC Tournament and the Stanford Regional in the NCAA Tournament en route to 55 wins. LSU finished the regular season ranked third in the ESPN/USA Today poll. The following season, the Tigers picked up 44 wins on their way to a #9 national seed in the NCAA Tournament. During her tenure, she mentored two All-Americans and five NFCA All-South Region honorees.

Smith started the softball program at Western Carolina and posted a 41-20 record in WCU's inaugural season, earning 2006 Southern Conference Coach of the Year honors, while leading the Catamounts to the league's regular season title. That season, five student-athletes garnered first-team all-league acclaim, with another on the second team and two more were tabbed on the NFCA Southeast All-Region second team. She also coached the conference's 2006 Pitcher of the Year and Freshman of the Year. WCU broke the league's single-season home run record (81) that year, part of an explosive offensive season for the program (third in the nation in home runs per game, 14th in slugging percentage, 19th in scoring).

She also had assistant coaching stops at her alma mater North Carolina (2004), where she helped the Tar Heels reach the NCAA Tournament, and at Charlotte in 2003.

Her first head coaching position came at Young Harris College in Georgia, where she put up a 79-41 record over two seasons.

“We are very much looking forward to Megan leading our softball program,” said Marshall Director of Athletics Mike Hamrick. “She is a proven winner and has a reputation for helping mold top-quality student-athletes. Our program is eager for her arrival in Huntington.”

Smith, who is an NCAA Division I Softball Committee member, graduated from North Carolina in May 1999 with a Bachelor of Arts in Physical Education and Recreation Studies. She received her Master of Science in Human Performance and Sport Studies from Tennessee in August of 2000.

A Walkertown, N.C. native, Smith and the late Paul Buske have one son, Cooper.

Smith and assistant coach Corey Lyon, married on May 22, 2020.

COACH SMITH YEAR-BY-YEAR

Year	School	Record	Conference	Post Season
2001	Young Harris	34-25		NJCAA Regional Runner-up
2002	Young Harris	45-16		NJCAA Regional Runner-up
2005	W. Carolina	0-0		Start of the program
2006	W. Carolina	41-20	16-4	1st Southern Conference
2010	Kansas	21-35	2-16	10th Big 12
2011	Kansas	31-22	2-16	10th Big 12
2012	Kansas	31-20	6-17	9th Big 12
2013	Kansas	34-16	9-8	4th Big 12
2014	Kansas	34-23	7-11	5th Big 12/NCAA Regionals (1-2)
2015	Kansas	40-15	8-10	5th Big 12/NCAA Regionals (2-2)
2016	Kansas	31-20	8-9	4th Big 12
2017	Kansas	24-28	3-14	7th Big 12
2018	Kansas	27-25	2-16	7th Big 12
2019	Marshall	42-22	17-7	4th C-USA/C-USA Tourn. Runner-Up/NISC Lynchburg Regional Runner-Up (3-2)
2020	Marshall	18-7	0-0	Remainder of season was canceled due to COVID-19 pandemic
2021	Marshall	18-9	7-5	
Record 15 yrs		471-303	87-133	
Record Div I 13 yrs		392-262	87-133	
at Young Harris 2 yrs		79-41		
at Western Carolina 1 yr		41-20	16-4	
at Kansas 9 yrs		273-204	47-117	
At Marshall 3 yrs		78-38	24-12	



Season Trends/Last Time

MARSHALL'S RECORD WHEN...

at Home	11-3
Away	7-6
Neutral	0-0
Conference	7-5
Non-Conference	11-4
Record	18-9
Longest winning streak	6
Longest losing streak	3
Current streak	W - 1
Largest margin of victory	10
Largest margin of loss	4 (2x)
One-Run Games	6-2
Two-Run Games	3-3
Three-Four Run Games	1-4
Five-Plus Run Games	7-0
Scoring zero-two runs	3-4
Scoring three-five runs	2-3
Scoring six-nine runs	10-2
Scoring 10+ runs	3-0
Out hit the opponent	15-0
Gets out hit by opponent	3-8
Hits are Even	0-1
Records five or fewer hits	2-3
Records six-nine hits	8-5
Records 10+ hits	7-1
In extra innings	1-1
In shutouts	4-0
Scoring first	12-6
Opponent scores first	6-3
Scoring in first inning	8-5
Ahead after fourth inning	15-1
Ahead after fifth inning	13-1
Ahead after sixth inning	14-0
Trailing after fourth inning	0-7
Trailing after fifth inning	1-7
Trailing after sixth inning	0-6
Tied after fourth inning	3-1
Tied after fifth inning	2-1
Tied after sixth inning	1-3
February	0-0
March	11-4
April	7-5
May	0-0

Occurred in 2021 in *Italics and Green*

^^ - Team Record ** - Tied Team Record

Offense

Scored 10-14 Runs.....	12 at FIU (game 2), April 24, 2021
.....	3x in 2021 (Bellarmine, MTSU & FIU)
Scored 15+ Runs.....	15 at No. 11 Kentucky, March 11, 2020
Recorded 10-14 Hits.....	11 at FIU (game 4), April 25, 2021
.....	8x in 2021 (Akron, Valpo, Chattanooga 2x, MTSU, FAU, FIU 2x)
Recorded 15+ Hits.....	15 at Norfolk State, March 1, 2020
Hit 4-5 Doubles.....	5 at FIU (game 4), April 25, 2021
.....	7x in 2021 (Akron, Chattanooga 2x, Bellarmine, FAU, FIU 2x)
Hit 6+ Doubles.....	**6 at Chattanooga (game 2), March 20, 2021
.....	Prior to that, ^^6 vs. UNC Greensboro, Feb. 8, 2015
Hit 2+ Triples.....	**2 vs. East Tennessee State, Feb. 21, 2020
Hit 2-4 Home Runs.....	3 FIU, April 25, 2021
.....	15x in 2021
Hit 5+ Home Runs.....	**5 at No. 11 Kentucky, March 11, 2020
Drew 5-9 Walks.....	7 at FIU (game 2), April 24, 2021
.....	5x in 2021 (Akron & Chattanooga 2x, Bellarmine, FIU)
Drew 10+ Walks.....	10 at Chattanooga (game 2), March 20, 2021
.....	Prior to that, ^^13 vs. Kent State, March 6, 2011
30+ Total Bases.....	30 vs. Delaware State, Feb. 28, 2020
3-4 Hit-By-Pitches.....	3 at FIU (game 4), April 25, 2021
.....	3 (4x) in 2021 (Akron, Longwood, MTSU, FIU)
2+ Intentional Walks.....	2 at Florida Gulf Coast (2), March 21, 2018
Stole 5-7 Bases.....	5 vs. UTSA, March 23, 2019
Stole 8-9 Bases.....	8 at Virginia Tech, April 21, 2017
Stole 10+ Bases.....	11 vs. UMass-Lowell, Feb. 17, 2018
2+ Sacrifice Flies.....	**3 at Hampton, Feb. 28, 2020
4+ Sacrifices.....	4 vs. Cal Poly, Feb. 9, 2019
Struck Out 10+ Times.....	10 at Kennesaw State, Fe. 22, 2020

Pitching

Pitched 10+ Strikeouts.....	10 at Norfolk State, Feb. 29, 2020
Pitched 0 Walks.....	at FIU (game 3), April 24, 2021
.....	3x in 2021 (MTSU & FAU back-to-back games, FIU)
... Last time 0 BBs in back-2-back games March 16-19, 2016 vs. Kentucky & North Texas	
Pitched 5-9 Walks.....	9 at Middle Tennessee (game 2), April 9, 2021
.....	3x in 2021 (Chattanooga & MTSU twice)
Pitched 10+ Walks.....	13 at USF, Feb. 21, 2015
Held a Team Without a Run.....	vs. FAU (1-0), April 16, 2021
.....	4x in 2021 (Akron, Saint Francis, Bellarmine, FAU)
Allowed 10+ Runs.....	11 vs. Florida Atlantic (game 1), April 17, 2021
.....	Prior to that, 16 at No. 11 Kentucky, March 11, 2020
Allowed 10+ Hits.....	15 at Middle Tennessee, April 11, 2021
.....	5x in 2021 (Valpo, Longwood and 3x at MTSU)
Pitched Consecutive Shutouts.....	(4 games) May 4-9, 2019 vs. Florida Atlantic (2x),
.....	UTSA and North Texas

Defense

30+ Putouts.....	30 vs. WKU (10 inn.), March 13, 2015
10-14 Assists.....	11 at FIU (game 4), April 25, 2021
.....	4x in 2021 (Bellarmine, MTSU, FIU 2x)
15+ Assists.....	15 vs. Louisville, April 23, 2019
3-4 Errors.....	3 at FIU (game 2), April 24, 2021
.....	3x in 2021 (Akron, Chattanooga, FIU)
5+ Errors.....	5 vs. Lipscomb, Feb. 14, 2020
2+ Double Plays.....	2 at No. 11 Kentucky, March 11, 2020
5-7 Stolen Bases Allowed.....	7 vs. Lipscomb, Feb. 14, 2020
8+ Stolen Bases Allowed.....	9 at Georgia, Feb. 23, 2002

Beat a Top 25 Team.....	April 2, 2008, at #24 Ohio State (11-0 & 6-1)
Was No Hit.....	Feb. 8, 2013 at No. 12 USF (446 games)

Season Trends/Last Time

By a Marshall Player	
Hit for the Cycle.....	Mya Stevenson 4-for-4 (3B, 1B, HR, 2B) at Charlotte (1), March 16, 2019 only other cycle in team history by Jeanne Noble vs. Dayton in 1994
Had 4 Hits	Grace Chelemen 4-of-5 vs. Florida Atlantic (game 2), April 17, 2021 2x in 2021 (Chelemen & Harrell)
Had 5+ Hits	^^Morgan Zerkle, 5-for-5 vs. Bucknell, Feb. 14, 2015
Scored 3+ Runs.....	Sierra Huerta, 3 vs. Florida Atlantic (game 1), April 17, 2021 3x in 2021 (Stevenson, Whitaker & Huerta)
.....	Last time 2 players scored 3-4 runs in the same game, March 21, 2017 at UNC Greensboro (Eloise Tribolet 3 & Elicia D'Orazio 3)
Drove in 3-4 Runs.....	Saige Pye, 4 & Sierra Huerta, 3 at FIU (game 2), April 24, 2021 Players accomplished it 12x in 2021
.....	Players accomplished it 22x in 2020
Drove in 5+ Runs.....	Kat Sackett, 6 at Middle Tennessee (game 1), April 9, 2021 Kat Sackett has done it 2x in 2021 (Chattanooga & MTSU)
.....	Players accomplished it 4x in 2020 (Mya Stevenson 2x, Katie Adams & Saige Pye)
Hit 2 Doubles	Mya Stevenson at FIU (games 1 & 2), April 23 & 24, 2021 6x in 2021 (Adams, Huerta, Sackett, Harrell, Stevenson 2x)
Hit 3+ Doubles	**Saige Pye, 3 vs. Florida Atlantic (game 2), April 17, 2021
.....	**Deanna Tourville, 3 vs. Ohio, April 16, 2005 & Nichole Corrigan vs. Miami (OH), May 5, 2000
Hit 2+ Triples	^^Amanda Williams, 2 vs. Bowling Green, March 31, 2004
Hit 2 Home Runs	Kat Sackett, 2 at Middle Tennessee (game 1), April 9, 2021 Prior to that, Saige Pye at No. 11 Kentucky, March 8, 2020
.....	Players accomplished it 5x in 2020 (Sierra Huerta - 2, Mya Stevenson - 2 & Saige Pye)
Hit 3+ Home Runs	Shaelynn Braxton, 3 at Northern Kentucky, April 9, 2014
Hit Back-to-Back HRs.....	Mya Stevenson & Kat Sackett 3rd inn. vs. Florida Atlantic (game 1), April 17, 2021 2x in 2021, Paige Halliwill & Sierra Huerta (led off game) at Chattanooga, March 21, 2021
.....	happened 2x in 2020
Hit back-to-back-to-back HRs.....	Rachel Folden, Samantha Rodriguez, Caitlyn Jackson at Morehead State, April 15, 2008
Walked 3 Times	Katie Adams at Chattanooga (game 2), March 20, 2021 Prior to that, Aly Harrell vs. Howard, Feb. 29, 2020
.....	Players accomplished it 3x in 2020 (Aly Harrell - 2, Mya Stevenson - 1)
Walked 4+ Times.....	**Aly Harrell, 4 vs. WKU, April 7, 2019
HBP 2 Times.....	Aly Harrell at FIU, April 25, 2021 Sierra Huerta 2x in 2021 (Longwood & MTSU)
HBP 3 Times.....	**Aly Harrell at No. 20 James Madison, March 27, 2019
Stole 3-4 Bases.....	Hannah Giammarino, 3 vs. Rider, March 3, 2019
Stole 5+ Bases.....	**Morgan Zerkle, 5 vs. Delaware State, March 5, 2017
Had a Walk-Off HR.....	Rachel Rousseau (solo leadoff) 8th inn. vs. WKU (8-7), April 7, 2019
Had a Walk-Off 3B.....	Jazmine Valle 11th inn. vs. Memphis (1-0), March 29, 2013 Bri Anna Hope scored, first walk-off triple in program history since 2000
Had a Walk-Off 2B.....	Aly Harrell (Paige Halliwill scored) 9th inn. vs. Florida Atlantic (game 2), April 17, 2021 Prior to that, Blakely Burch 7th inn. vs. Louisiana Tech (7-6), April 20, 2019 - Rachel Rousseau and Samantha Loose scored
Had a Walk-Off 1B.....	Blakely Burch 8th inn. vs. East Tennessee State (5-4), Feb. 21, 2020 Rachel Pennington scored
Had a Walk-Off Stolen base	Elicia D'Orazio vs. Lipscomb (2-1), Feb. 10, 2017 Stole home in the bottom of the 8th inning
Had a Walk-Off Walk	Marcena Bertoldo 9th inn. vs. East Carolina (8-7), Feb. 19, 2010 Jessica Hughes scored
Had a Walk-Off Sac Fly	Alyssa Woodrum 8th inn. vs. Florida Atlantic (2-1), Feb. 10, 2013 Jazmine Valle scored
Had a Walk-Off Sac Bunt	Melissa Loesing 7th inn. vs. Boston (13-12), Feb. 26, 2010 Samantha Spurlock scored, completed 7-run inning as MUSB trailed 12-6 entering bottom of 7th
Had a Walk-Off on an Error.....	Jessica Hughes 9th inn. vs. Wright State (5-4), April 14, 2010 Marcena Bertoldo scored on an error at SS
Allowed a Walk-Off.....	at Middle Tennessee (game 2) by Lexi Cushing - 10th inn. RBI single, April 9, 2021 Prior to that, at FIU (game 2) Jessica Rivera - 7th inn. Grand Slam, April 13, 2019
Pitched 10+ Innings	Jordan Dixon, 11.1 vs. Illinois NCAA Regionals, May 18, 2017
Struck Out 10+ Batters	Jordan Dixon, 10 at Virginia Tech, April 21, 2017
Pitched a Shutout	Cailey Joyce vs. Florida Atlantic (1-0), April 16, 2021 4x in 2021, Laney Jones has 3 in 2021 (Akron, Saint Francis & Bellarmine)
Pitched a No-Hitter	Jordan Dixon vs. WKU C-USA Tourn., May 11, 2017
Recorded 10+ Putouts	Aly Harrell, 10 at FIU, April 25, 2021 Prior to that, Aly Harrell, 11 at Norfolk State, March 1, 2020
Recorded 4-5 Assists.....	Armani Brown, 5 at FIU, April 25, 2021 Players have done it 4x in 2021 (Blakely Burch & Armani Brown 3x)
Recorded 6+ Assists.....	**Madison Whitaker, 8 at Middle Tennessee (game 2), April 9, 2021 Players have done it 2x in 2021 (Blakely Burch & Madison Whitaker)
.....	Last time a player recorded 8 assists in a game, Amanda Lara vs. Georgia Southern, Feb. 11, 2012
.....	Whitaker's 8 assists is the 4th time since 2000 (Leigh Wintter-2006, Marcena Bertoldo-2008 & Amanda Lara-2012)
Catcher with 2 Runners Caught Stealing.....	Kat Sackett at FIU (game 2), April 24, 2021 Prior to that, Hayden Ellis vs. No. 13 Kentucky, March 20, 2019
Catcher with 3+ Runners Caught Stealing	Taylor McCord, 3 at Florida Atlantic, March 24, 2018

2021 Marshall Softball Stats

The Automated ScoreBook

Overall Statistics for Marshall (as of Apr 26, 2021) (All games Sorted by Batting avg)

Record: 18-9 Home: 11-3 Away: 7-6 C-USA: 7-5

Player	avg	gp-gs	ab	r	h	2b	3b	hr	rbi	tb	slg%	bb	hp	so	gdp	ob%	sf	sh	sb-att	po	a	e	fld%
43 HARRELL, Aly	.405	24-24	74	19	30	7	0	9	25	64	.865	13	4	3	1	.516	0	0	1-1	141	10	3	.981
16 PYE, Saige	.388	19-19	67	12	26	5	0	5	21	46	.687	5	1	7	1	.432	1	0	0-1	3	3	2	.750
44 ADAMS, Katie	.380	25-22	71	10	27	9	0	2	18	42	.592	7	1	2	0	.443	0	0	1-1	62	3	1	.985
1 CHELEMEN, Grace	.356	27-26	87	19	31	4	0	2	14	41	.471	9	1	13	0	.414	2	3	3-8	51	0	3	.944
4 HUERTA, Sierra	.327	24-24	55	17	18	4	1	6	15	42	.764	19	8	7	0	.542	1	1	0-0	27	33	5	.923
23 STEVENSON, Mya	.280	27-26	82	23	23	7	0	6	12	48	.585	9	3	16	0	.372	0	0	3-3	19	0	1	.950
20 SACKETT, Kat	.276	19-18	58	7	16	7	0	5	16	38	.655	1	1	5	1	.295	1	0	0-0	83	10	1	.989
3 BROWN, Armani	.239	26-18	46	11	11	2	0	0	2	13	.283	7	1	8	0	.352	0	2	0-2	48	32	3	.964
2 HALLIWILL, Paige	.235	27-24	68	11	16	4	1	4	13	34	.500	6	6	20	0	.350	0	1	0-0	42	3	0	1.000
77 WHITAKER, Madison	.205	21-12	44	5	9	4	0	1	6	16	.364	2	1	3	0	.255	0	0	0-0	28	19	1	.979
55 BURCH, Blakely	.128	23-18	47	8	6	0	0	2	4	12	.255	3	3	6	0	.226	0	1	2-3	22	33	5	.917

28 KENNEY, Kay Kay	.222	16-3	9	5	2	0	0	1	4	5	.556	4	0	3	0	.429	1	0	1-2	2	0	0	1.000
27 ROUSSEAU, Rachel	.182	8-4	11	1	2	1	0	0	1	3	.273	5	0	3	0	.438	0	0	2-2	9	1	0	1.000
9 MICHALLAS, Camryn	.118	12-5	17	3	2	1	0	0	4	3	.176	0	0	2	0	.118	0	1	0-0	4	17	1	.955
21 PENNINGTON, Rachel	.000	14-0	0	5	0	0	0	0	0	0	.000	0	0	0	0	.000	0	0	1-1	0	0	0	.000
ROBINSON, T.	.000	1-0	0	0	0	0	0	0	0	0	.000	0	0	0	0	.000	0	0	0-0	2	0	0	1.000
17 LEE, Chloe	.000	11-0	0	5	0	0	0	0	0	0	.000	0	0	0	0	.000	0	0	0-2	0	0	0	.000
Totals	.298	27	736	161	219	55	2	43	155	407	.553	90	30	98	3	.393	6	9	14-26	550	187	26	.966
Opponents	.265	27	720	112	191	38	5	17	101	290	.403	67	16	117	2	.340	4	20	31-38	539	208	22	.971

LOB - Team (172), Opp (165). DPs turned - Team (5), Opp (7). CI - Team (0), Opp (1). IBB - Team (0), Opp (3). Picked off - CHELEMEN, G. 1.

(All games Sorted by Earned run avg)

Player	era	w-l	app	gs	cg	sho	sv	ip	h	r	er	bb	so	2b	3b	hr	b/avg	wp	hp	bks	sfa	sha
14 JOYCE, Cailey	2.85	5-2	12	10	4	1/0	0	59.0	54	27	24	18	35	12	2	3	.247	0	3	0	1	6
40 JONES, Laney	3.90	5-2	14	8	3	3/0	2	37.2	34	23	21	17	23	10	0	3	.234	2	5	0	1	3
34 BLESSIN, Ashley	4.00	3-3	10	7	2	0/0	0	35.0	45	25	20	11	18	10	1	2	.306	0	4	0	1	4

5 STAUFFER, Megan	2.42	2-1	9	0	0	0/0	0	17.1	18	10	6	5	9	2	0	3	.265	0	1	0	0	3
18 MCCOWN, Brianna	3.50	2-0	8	0	0	0/0	0	20.0	22	13	10	8	19	1	1	4	.272	3	1	0	0	2
19 GARAY, Madi	6.35	1-1	6	2	1	0/0	1	14.1	18	14	13	8	13	3	1	2	.300	1	2	0	1	2
Totals	3.59	18-9	27	27	10	4/0	3	183.1	191	112	94	67	117	38	5	17	.265	6	16	0	4	20
Opponents	5.49	9-18	27	27	6	0/0	3	179.2	219	161	141	90	98	55	2	43	.298	11	30	0	6	9

Pickoffs - Team (0), Opp (1). SBA/ATT - ADAMS, K. (17-19), SACKETT, K. (14-19), JONES, L. (9-10), JOYCE, C. (7-9), BLESSIN, A. (7-8), MCCOWN, B. (5-8), STAUFFER, M. (3-3).

2021 Marshall Softball Stats

The Automated ScoreBook

Overall Statistics for Marshall (as of Apr 26, 2021)

(All games Sorted by Fielding pct)

Player	c	po	a	e	fld%	dp	sba	csb	sba%	pb	ci
2 HALLIWILL, Paige	45	42	3	0	1.000	0	0	0	.000	0	0
34 BLESSIN, Ashley	10	3	7	0	1.000	0	7	1	.875	0	0
27 ROUSSEAU, Rachel	10	9	1	0	1.000	1	0	0	.000	0	0
14 JOYCE, Cailey	8	1	7	0	1.000	0	7	2	.778	0	0
40 JONES, Laney	8	2	6	0	1.000	0	9	1	.900	0	0
5 STAUFFER, Megan	4	1	3	0	1.000	0	3	0	1.000	0	0
ROBINSON, T.	2	2	0	0	1.000	1	0	0	.000	0	0
28 KENNEY, Kay Kay	2	2	0	0	1.000	0	0	0	.000	0	0
20 SACKETT, Kat	94	83	10	1	.989	0	14	5	.737	0	0
44 ADAMS, Katie	66	62	3	1	.985	0	17	2	.895	0	0
43 HARRELL, Aly	154	141	10	3	.981	2	0	0	.000	0	0
77 WHITAKER, Madison	48	28	19	1	.979	1	0	0	.000	0	0
3 BROWN, Armani	83	48	32	3	.964	3	0	0	.000	0	0
9 MICHALLAS, Camryn	22	4	17	1	.955	0	0	0	.000	0	0
23 STEVENSON, Mya	20	19	0	1	.950	0	0	0	.000	0	0
1 CHELEMEN, Grace	54	51	0	3	.944	0	0	0	.000	0	0
4 HUERTA, Sierra	65	27	33	5	.923	2	0	0	.000	0	0
55 BURCH, Blakely	60	22	33	5	.917	0	0	0	.000	0	0
16 PYE, Saige	8	3	3	2	.750	0	0	0	.000	0	0
19 GARAY, Madi	0	0	0	0	.000	0	0	0	.000	0	0
18 MCCOWN, Brianna	0	0	0	0	.000	0	5	3	.625	0	0
17 LEE, Chloe	0	0	0	0	.000	0	0	0	.000	0	0
21 PENNINGTON, Rachel	0	0	0	0	.000	0	0	0	.000	0	0
Totals	763	550	187	26	.966	5	31	7	.816	0	0
Opponents	769	539	208	22	.971	7	14	12	.538	0	1

Hitting minimums - 1 Games 1 AB 1.0 AB/Game 1 TPA 1.0 TPA/Game

Pitching minimums - 1 Games 1 IP 1 BF 1.0 IP/Game

2021 Marshall Softball Stats

The Automated ScoreBook

Conference statistics for Marshall (as of Apr 30, 2021) (C-USA games only Sorted by Batting avg)

Record: 7-5 Home: 3-1 Away: 4-4 C-USA: 7-5

Player	avg	gp-gs	ab	r	h	2b	3b	hr	rbi	tb	slg%	bb	hp	so	gdp	ob%	sf	sh	sb-att	po	a	e	fld%
16 PYE, Saige	.519	7-7	27	4	14	4	0	3	16	27	1.000	0	0	1	1	.500	1	0	0-1	0	1	1	.500
43 HARRELL, Aly	.400	12-12	40	10	16	5	0	5	15	36	.900	5	4	0	0	.510	0	0	1-1	83	6	2	.978
23 STEVENSON, Mya	.390	12-12	41	11	16	6	0	3	4	31	.756	2	1	8	0	.432	0	0	2-2	15	0	1	.938
44 ADAMS, Katie	.375	12-9	32	4	12	3	0	1	9	18	.563	1	1	1	0	.412	0	0	0-0	4	0	0	1.000
1 CHELEMEN, Grace	.286	12-12	42	10	12	0	0	0	5	12	.286	5	1	5	0	.367	1	1	0-2	22	0	1	.957
4 HUERTA, Sierra	.263	10-10	19	6	5	1	0	2	7	12	.632	10	4	4	0	.559	1	1	0-0	8	12	1	.952
20 SACKETT, Kat	.229	12-11	35	5	8	1	0	4	8	21	.600	1	1	4	1	.270	0	0	0-0	43	9	1	.981
2 HALLIWILL, Paige	.208	12-9	24	4	5	2	0	0	0	7	.292	0	2	7	0	.269	0	1	0-0	16	0	0	1.000
3 BROWN, Armani	.208	12-9	24	5	5	0	0	0	1	5	.208	5	1	5	0	.367	0	1	0-1	32	21	2	.964
77 WHITAKER, Madison	.095	11-5	21	1	2	1	0	0	1	3	.143	1	0	1	0	.136	0	0	0-0	19	11	1	.968
9 MICHALLAS, Camryn	.067	8-5	15	2	1	0	0	0	2	1	.067	0	0	2	0	.067	0	1	0-0	3	14	1	.944
55 BURCH, Blakely	.000	11-6	19	2	0	0	0	0	0	0	.000	1	2	5	0	.136	0	0	1-2	6	8	1	.933

28 KENNEY, Kay Kay	.143	8-1	7	1	1	0	0	0	2	1	.143	0	0	3	0	.125	1	0	0-0	2	0	0	1.000
17 LEE, Chloe	.000	8-0	0	4	0	0	0	0	0	0	.000	0	0	0	0	.000	0	0	0-1	0	0	0	.000
21 PENNINGTON, Rachel	.000	10-0	0	4	0	0	0	0	0	0	.000	0	0	0	0	.000	0	0	1-1	0	0	0	.000
Totals	.280	12	346	73	97	23	0	18	70	174	.503	31	17	46	2	.364	4	5	5-11	256	98	12	.967
Opponents	.307	12	349	66	107	18	4	10	61	163	.467	29	5	43	2	.366	2	12	15-20	260	94	11	.970

LOB - Team (71), Opp (75). DPs turned - Team (3), Opp (2). CI - Team (0), Opp (1). IBB - Team (0), Opp (3).

(C-USA games only Sorted by Earned run avg)

Player	era	w-l	app	gs	cg	sho	sv	ip	h	r	er	bb	so	2b	3b	hr	b/avg	wp	hp	bk	sfa	sha
18 MCCOWN, Brianna	2.76	1-0	5	0	0	0/0	0	12.2	18	8	5	4	11	1	1	2	.327	1	1	0	0	2
5 STAUFFER, Megan	3.41	1-1	6	0	0	0/0	0	12.1	14	10	6	2	8	2	0	3	.280	0	1	0	0	3
14 JOYCE, Cailey	3.53	4-1	8	7	2	1/0	0	39.2	40	22	20	12	17	8	2	2	.265	0	0	0	1	4

34 BLESSIN, Ashley	7.45	0-2	3	2	0	0/0	0	10.1	19	11	11	5	3	5	0	1	.404	0	2	0	0	2
40 JONES, Laney	8.69	1-1	6	3	0	0/0	1	9.2	15	13	12	5	4	2	0	2	.349	1	1	0	1	1
19 GARAY, Madi	10.50	0-0	1	0	0	0/0	0	0.2	1	2	1	1	0	0	1	0	.333	0	0	0	0	0
Totals	4.51	7-5	12	12	2	1/0	1	85.1	107	66	55	29	43	18	4	10	.307	2	5	0	2	12
Opponents	5.01	5-7	12	12	2	0/0	2	86.2	97	73	62	31	46	23	0	18	.280	5	17	0	4	5

SBA/ATT - SACKETT, K. (10-15), JOYCE, C. (6-8), MCCOWN, B. (3-6), ADAMS, K. (5-5), JONES, L. (3-3), STAUFFER, M. (2-2), BLESSIN, A. (1-1).

2021 Marshall Softball Stats

The Automated ScoreBook

Games Summary for Marshall (as of Apr 26, 2021) (All games)

Score by innings	1	2	3	4	5	6	7	8	9	EX	Total
Marshall	39	18	31	18	14	20	20	0	1	0	161
Opponents	14	24	21	13	14	11	14	0	0	1	112

Record when ...

Overall	18-9	After 4 leading	15-1
Conference	7-5 trailing	0-7
Non-Conference	11-4 tied	3-1
Home games	11-3	After 5 leading	13-1
Away games	7-6 trailing	1-7
Neutral site	0-0 tied	2-1
Day games	18-9	After 6 leading	14-0
Night games	0-0 trailing	0-6
vs Left starter	3-1 tied	1-3
vs Right starter	15-8		
1-Run games	6-2	Hit 0 home runs	2-2
2-Run games	3-3	... 1 home run	5-3
5+Run games	7-0	... 2+ home runs	11-4
Extra innings	1-1		
Shutouts	4-0	Opponent 0 home runs	11-4
	 1 home run	4-4
Scoring 0-2 runs	3-4 2+ HRs	3-1
..... 3-5 runs	2-3		
..... 6-9 runs	10-2	Made 0 errors	9-3
..... 10+ runs	3-0 1 error	4-4
	 2+ errors	5-2
Opponent 0-2 runs	9-0		
..... 3-5 runs	5-4	Opp. made 0 errors	7-5
..... 6-9 runs	4-4 1 error	6-3
..... 10+ runs	0-1 2+ errors	5-1
Scored in 1st inning	8-5	Out-hit opponent	15-0
Opp. scored in 1st	5-3	Out-hit by opponent	3-8
Scores first	12-6	Hits are tied	0-1
Opp. scores first	6-3		

Record when team scores:

Runs	0	1	2	3	4	5	6	7	8	9	10+
W-L	0-0	1-1	2-3	1-0	0-1	1-2	1-0	3-0	3-1	3-1	3-0

Record when opponent scores:

Runs	0	1	2	3	4	5	6	7	8	9	10+
W-L	4-0	4-0	1-0	2-1	2-0	1-3	2-1	1-1	1-0	0-2	0-1

Record when leading after:

Inn.	1	2	3	4	5	6
W-L	7-5	9-3	13-2	15-1	13-1	14-0

Record when trailing after:

Inn.	1	2	3	4	5	6
W-L	2-2	3-2	2-5	0-7	1-7	0-6

Record when tied after:

Inn.	1	2	3	4	5	6
W-L	9-2	6-4	3-2	3-1	2-1	1-3

Current winning streak: 1

Longest winning streak: 6

Longest losing streak: 3

Home attendance : 5445 (14 dates avg = 388)

Away attendance : 1028 (11 dates avg = 93)

Total attendance: 6473 (25 dates avg = 258)

2021 Marshall Softball Results

The Automated ScoreBook

Game Results for Marshall (as of Apr 26, 2021)

(All games)

Date	Opponent		Score	Inns	Overall	C-USA	Pitcher of record	Attend	Time
Mar 03, 2021	AKRON-1	w	7-4	7	1-0-0	0-0-0	BLESSIN, A. (W 1-0)	350	2:12
Mar 03, 2021	AKRON-2	w	8-0	5	2-0-0	0-0-0	JONES, L. (W 1-0)	350	1:33
Mar 05, 2021	BOWLING GREEN	w	7-6	7	3-0-0	0-0-0	MCCOWN, B. (W 1-0)	400	2:24
Mar 06, 2021	VALPARAISO	w	9-1	6	4-0-0	0-0-0	GARAY, M. (W 1-0)	350	2:15
Mar 06, 2021	SAINT FRANCIS	w	2-0	7	5-0-0	0-0-0	JONES, L. (W 2-0)	350	1:53
Mar 07, 2021	SAINT FRANCIS	w	2-1	7	6-0-0	0-0-0	BLESSIN, A. (W 2-0)	410	2:04
Mar 07, 2021	VALPARAISO	L	4-5	7	6-1-0	0-0-0	GARAY, M. (L 1-1)	410	2:22
Mar 10, 2021	at Longwood-1	L	2-5	7	6-2-0	0-0-0	JONES, L. (L 2-1)	-	2:08
Mar 10, 2021	at Longwood-2	L	5-7	7	6-3-0	0-0-0	BLESSIN, A. (L 2-1)	-	2:02
Mar 20, 2021	at Chattanooga-1	w	9-8	7	7-3-0	0-0-0	STAUFFER, M. (W 1-0)	100	2:38
Mar 20, 2021	at Chattanooga-2	w	9-2	7	8-3-0	0-0-0	BLESSIN, A. (W 3-1)	100	2:28
Mar 21, 2021	at Chattanooga	w	8-1	7	9-3-0	0-0-0	JOYCE, C. (W 1-0)	100	2:10
Mar 27, 2021	BELLARMINE-1	L	1-3	7	9-4-0	0-0-0	JOYCE, C. (L 1-1)	450	1:47
Mar 27, 2021	BELLARMINE-2	w	5-3	7	10-4-0	0-0-0	JONES, L. (W 3-1)	450	1:57
Mar 28, 2021	BELLARMINE	w	10-0	5	11-4-0	0-0-0	JONES, L. (W 4-1)	250	1:37
* Apr 09, 2021	at Middle Tennessee-1	w	10-4	7	12-4-0	1-0-0	STAUFFER, M. (W 2-0)	58	2:20
* Apr 09, 2021	at Middle Tennessee-2	L	8-9	(10)	12-5-0	1-1-0	BLESSIN, A. (L 3-2)	62	3:03
* Apr 10, 2021	at Middle Tennessee	L	5-9	7	12-6-0	1-2-0	JONES, L. (L 4-2)	53	2:15
* Apr 11, 2021	at Middle Tennessee	L	2-6	7	12-7-0	1-3-0	BLESSIN, A. (L 3-3)	55	2:14
* Apr 16, 2021	FLORIDA ATLANTIC	w	1-0	7	13-7-0	2-3-0	JOYCE, C. (W 2-1)	400	1:27
* Apr 17, 2021	FLORIDA ATLANTIC-1	L	9-11	7	13-8-0	2-4-0	STAUFFER, M. (L 2-1)	425	2:32
* Apr 17, 2021	FLORIDA ATLANTIC-2	w	8-7	(9)	14-8-0	3-4-0	JONES, L. (W 5-2)	425	2:45
* Apr 18, 2021	FLORIDA ATLANTIC	w	6-5	7	15-8-0	4-4-0	JOYCE, C. (W 3-1)	425	1:48
* Apr 23, 2021	at FIU	w	3-1	7	16-8-0	5-4-0	JOYCE, C. (W 4-1)	125	1:55
* Apr 24, 2021	at FIU-1	w	12-6	7	17-8-0	6-4-0	MCCOWN, B. (W 2-0)	125	2:26
* Apr 24, 2021	at FIU-2	L	2-5	7	17-9-0	6-5-0	JOYCE, C. (L 3-2)	125	2:58
* Apr 25, 2021	at FIU	w	7-3	7	18-9-0	7-5-0	JOYCE, C. (W 4-3)	125	2:12

() extra inning game

2021 Marshall Softball Stats

The Automated ScoreBook

Team Game-by-Game for Marshall (as of Apr 26, 2021)

Batting (All games)

Date	Opponent	ab	r	h	rbi	2b	3b	hr	tb	bb	ibb	sb	cs	hbp	sac	sf	gdp	k	po	a	e	lob	avg
Mar 03	AKRON	23	7	6	7	2	0	1	11	6	0	1	0	3	0	0	0	4	21	7	4	7	.261
Mar 03	AKRON	24	8	12	8	4	1	2	24	1	0	2	0	0	0	0	0	1	15	4	0	4	.383
Mar 05	BOWLING GREEN	26	7	7	6	1	0	3	17	1	0	0	1	2	0	0	0	8	21	4	0	4	.342
Mar 06	VALPARAISO	30	9	12	7	0	1	3	23	2	0	0	0	0	0	0	0	2	18	5	1	6	.359
Mar 06	SAINT FRANCIS	24	2	6	2	0	0	2	12	2	0	0	1	0	0	0	0	4	21	7	2	6	.339
Mar 07	SAINT FRANCIS	21	2	3	2	0	0	1	6	4	0	0	0	0	0	0	0	5	21	9	2	5	.311
Mar 07	VALPARAISO	31	4	9	4	1	0	2	16	2	0	3	0	0	0	0	0	5	21	7	0	8	.307
Mar 10	at Longwood	25	2	5	2	1	0	1	9	3	0	0	1	3	0	0	0	2	18	5	1	8	.294
Mar 10	at Longwood	29	5	7	5	2	0	2	15	2	0	0	1	0	0	0	0	1	18	8	0	5	.288
Mar 20	at Chattanooga	30	9	12	9	4	0	2	22	8	0	1	0	0	2	0	0	3	21	4	0	10	.300
Mar 20	at Chattanooga	30	9	13	9	6	0	0	19	10	0	1	1	2	0	1	0	3	21	3	3	13	.314
Mar 21	at Chattanooga	28	8	9	8	4	0	3	22	7	0	1	0	0	1	0	0	5	21	6	0	7	.315
Mar 27	BELLARMINE	25	1	5	1	4	0	0	9	1	0	0	0	1	1	0	0	6	21	4	1	6	.306
Mar 27	BELLARMINE	24	5	8	5	0	0	1	11	3	0	0	0	1	0	1	1	1	21	10	0	6	.308
Mar 28	BELLARMINE	20	10	8	10	3	0	2	17	7	0	0	1	1	0	0	0	2	15	6	0	6	.313
*Apr 09	at Middle Tennessee	30	10	9	10	1	0	2	16	1	0	1	1	3	1	0	0	2	21	9	1	4	.312
*Apr 09	at Middle Tennessee	40	8	10	6	0	0	1	13	1	0	0	1	2	1	1	0	3	28	12	2	7	.307
*Apr 10	at Middle Tennessee	27	5	5	5	2	0	2	13	2	0	1	0	2	0	0	0	5	18	7	2	5	.300
*Apr 11	at Middle Tennessee	26	2	7	2	1	0	0	8	1	0	1	1	1	0	1	0	1	18	8	1	6	.298
*Apr 16	FLORIDA ATLANTIC	20	1	3	1	0	0	0	3	3	0	1	0	1	0	0	0	5	21	5	0	5	.293
*Apr 17	FLORIDA ATLANTIC	27	9	7	9	1	0	3	17	4	0	0	0	0	0	0	0	1	21	8	1	1	.291
*Apr 17	FLORIDA ATLANTIC	36	8	12	8	5	0	2	23	2	0	0	1	1	0	0	1	7	27	6	0	5	.294
*Apr 18	FLORIDA ATLANTIC	24	6	5	6	0	0	2	11	2	0	0	0	2	0	1	0	6	21	9	1	5	.290
*Apr 23	at FIU	26	3	7	2	2	0	1	12	4	0	0	1	1	1	0	0	2	21	10	0	9	.289
*Apr 24	at FIU	34	12	13	12	4	0	1	20	7	0	1	1	1	0	1	0	4	21	9	3	10	.294
*Apr 24	at FIU	27	2	8	2	2	0	1	13	2	0	0	0	0	1	0	0	5	18	4	0	7	.294
*Apr 25	at FIU	29	7	11	7	5	0	3	25	2	0	0	0	3	1	0	1	5	21	11	1	7	.298
Totals		736	161	219	155	55	2	43	407	90	0	14	12	30	9	6	3	98	550	187	26	172	.298

The Automated ScoreBook

Team Game-by-Game for Marshall (as of Apr 26, 2021)

Pitching (All games)

Date	Opponent	ip	h	r	er	bb	so	2b	3b	hr	wp	bk	hbp	dp	ibb	score	w-l	sv	era
Mar 03	AKRON	7.0	5	4	1	1	7	0	0	0	0	0	0	0	0	7-4	1-0	0	1.00
Mar 03	AKRON	5.0	4	0	0	1	2	1	0	0	0	0	0	0	0	8-0	2-0	0	0.58
Mar 05	BOWLING GREEN	7.0	6	6	6	4	7	1	1	2	2	0	0	0	0	7-6	3-0	1	2.58
Mar 06	VALPARAISO	6.0	5	1	1	3	7	1	0	0	0	0	1	0	0	9-1	4-0	1	2.24
Mar 06	SAINT FRANCIS	7.0	2	0	0	1	7	2	0	0	1	0	1	0	0	2-0	5-0	1	1.75
Mar 07	SAINT FRANCIS	7.0	4	1	1	2	6	2	0	0	0	0	2	0	0	2-1	6-0	2	1.62
Mar 07	VALPARAISO	7.0	10	5	5	2	6	3	0	0	1	0	0	0	0	4-5	6-1	2	2.13
Mar 10	at Longwood	6.0	5	5	4	4	3	1	0	0	0	0	2	0	0	2-5	6-2	2	2.42
Mar 10	at Longwood	6.0	13	7	7	3	2	2	0	1	0	0	1	0	0	5-7	6-3	2	3.02
Mar 20	at Chattanooga	7.0	7	8	8	6	5	2	0	2	0	0	1	0	0	9-8	7-3	2	3.55
Mar 20	at Chattanooga	7.0	7	2	0	1	3	1	0	0	0	0	0	0	0	9-2	8-3	2	3.21
Mar 21	at Chattanooga	7.0	4	1	1	2	7	0	0	0	0	0	1	1	0	8-1	9-3	2	3.01
Mar 27	BELLARMINE	7.0	6	3	2	2	7	2	0	1	0	0	2	0	0	1-3	9-4	2	2.93
Mar 27	BELLARMINE	7.0	4	3	3	4	4	0	0	1	0	0	0	1	0	5-3	10-4	2	2.94
Mar 28	BELLARMINE	5.0	2	0	0	2	1	2	0	0	0	0	0	0	0	10-0	11-4	2	2.79
*Apr 09	at Middle Tennessee	7.0	8	4	3	3	3	0	0	1	0	0	0	0	0	10-4	12-4	2	2.80
*Apr 09	at Middle Tennessee	9.1	11	9	8	9	1	1	1	0	1	0	1	1	2	8-9	12-5	2	3.06
*Apr 10	at Middle Tennessee	6.0	11	9	5	5	1	2	1	1	0	0	0	0	0	5-9	12-6	2	3.20
*Apr 11	at Middle Tennessee	6.0	15	6	6	0	4	3	0	1	0	0	0	0	0	2-6	12-7	2	3.38
*Apr 16	FLORIDA ATLANTIC	7.0	4	0	0	0	6	0	0	0	0	0	0	0	0	1-0	13-7	2	3.20
*Apr 17	FLORIDA ATLANTIC	7.0	14	11	11	2	8	4	0	3	0	0	2	0	0	9-11	13-8	2	3.59
*Apr 17	FLORIDA ATLANTIC	9.0	9	7	7	2	5	0	0	2	1	0	0	0	1	8-7	14-8	2	3.70
*Apr 18	FLORIDA ATLANTIC	7.0	8	5	4	1	4	1	0	1	0	0	0	1	0	6-5	15-8	3	3.72
*Apr 23	at FIU	7.0	3	1	1	1	2	1	0	0	0	0	0	0	0	3-1	16-8	3	3.60
*Apr 24	at FIU	7.0	9	6	3	2	5	0	1	1	0	0	1	1	0	12-6	17-8	3	3.58
*Apr 24	at FIU	6.0	9	5	5	0	2	3	0	0	0	0	1	0	0	2-5	17-9	3	3.65
*Apr 25	at FIU	7.0	6	3	2	4	2	3	1	0	0	0	0	0	0	7-3	18-9	3	3.59
Totals		183.1	191	112	94	67	117	38	5	17	6	0	16	5	3	161-112	18-9	3	3.59

2021 Marshall Softball Stats

The Automated ScoreBook

Opponent Game-by-Game for Marshall (as of Apr 30, 2021)

Batting (All games)

Date	Opponent	ab	r	h	rbi	2b	3b	hr	tb	bb	ibb	sb	cs	hbp	sac	sf	gdp	k	po	a	e	lob	avg
Mar 03	AKRON	26	4	5	1	0	0	0	5	1	0	1	1	0	1	0	0	7	18	8	0	3	.192
Mar 03	AKRON	18	0	4	0	1	0	0	5	1	0	0	1	0	0	0	0	2	13	5	0	4	.205
Mar 05	BOWLING GREEN	26	6	6	6	1	1	2	15	4	0	1	0	0	1	0	0	7	18	5	2	4	.214
Mar 06	VALPARAISO	22	1	5	1	1	0	0	6	3	0	0	0	1	1	0	0	7	17	7	2	8	.217
Mar 06	SAINT FRANCIS	24	0	2	0	2	0	0	4	1	0	2	0	1	0	0	0	7	18	10	1	5	.190
Mar 07	SAINT FRANCIS	25	1	4	1	2	0	0	6	2	0	4	0	2	0	0	0	6	18	10	1	7	.184
Mar 07	VALPARAISO	28	5	10	5	3	0	0	13	2	0	0	0	0	3	1	0	6	21	5	1	8	.213
Mar 10	at Longwood	23	5	5	4	1	0	0	6	4	0	4	0	2	1	0	0	3	21	9	0	7	.214
Mar 10	at Longwood	29	7	13	7	2	0	1	18	3	0	1	0	1	1	0	0	2	21	11	1	9	.244
Mar 20	at Chattanooga	29	8	7	8	2	0	2	15	6	0	1	0	1	0	0	0	5	21	10	0	7	.244
Mar 20	at Chattanooga	30	2	7	1	1	0	0	8	1	0	0	0	0	0	1	0	3	21	8	0	9	.243
Mar 21	at Chattanooga	24	1	4	1	0	0	0	4	2	0	1	0	1	0	0	0	7	21	8	0	5	.237
Mar 27	BELLARMINE	26	3	6	2	2	0	1	11	2	0	0	0	2	0	0	0	7	21	3	0	6	.236
Mar 27	BELLARMINE	24	3	4	3	0	0	1	7	4	0	1	0	0	0	0	0	4	18	12	1	4	.232
Mar 28	BELLARMINE	17	0	2	0	2	0	0	4	2	0	0	0	0	0	0	0	1	12	3	2	4	.226
*Apr 09	at Middle Tennessee	27	4	8	3	0	0	1	11	3	0	0	0	0	2	0	0	3	21	6	1	7	.231
*Apr 09	at Middle Tennessee	39	9	11	8	1	1	0	14	9	2	0	0	1	1	0	0	1	30	15	2	13	.236
*Apr 10	at Middle Tennessee	29	9	11	9	2	1	1	18	5	0	1	0	0	2	0	0	1	21	4	1	9	.245
*Apr 11	at Middle Tennessee	31	6	15	5	3	0	1	21	0	0	2	1	0	1	0	0	4	21	6	0	8	.260
*Apr 16	FLORIDA ATLANTIC	24	0	4	0	0	0	0	4	0	0	2	1	0	0	0	0	6	18	4	0	3	.255
*Apr 17	FLORIDA ATLANTIC	34	11	14	11	4	0	3	27	2	0	1	0	2	1	0	0	8	21	16	0	7	.265
*Apr 17	FLORIDA ATLANTIC	34	7	9	6	0	0	2	15	2	1	1	0	0	2	1	0	5	26	10	1	5	.265
*Apr 18	FLORIDA ATLANTIC	28	5	8	5	1	0	1	12	1	0	0	0	0	0	0	1	4	18	5	1	3	.266
*Apr 23	at FIU	22	1	3	1	1	0	0	4	1	0	1	0	0	2	0	0	2	21	6	2	3	.261
*Apr 24	at FIU	29	6	9	6	0	1	1	14	2	0	4	2	1	0	0	1	5	21	6	3	5	.263
*Apr 24	at FIU	26	5	9	5	3	0	0	12	0	0	1	0	1	0	1	0	2	21	8	0	5	.267
*Apr 25	at FIU	26	3	6	2	3	1	0	11	4	0	2	1	0	1	0	0	2	21	8	0	7	.265
Totals		720	112	191	101	38	5	17	290	67	3	31	7	16	20	4	2	117	539	208	22	165	.265

The Automated ScoreBook

Opponent Game-by-Game for Marshall (as of Apr 30, 2021)

Pitching (All games)

Date	Opponent	ip	h	r	er	bb	so	2b	3b	hr	wp	bk	hbp	dp	ibb	score	w-l	sv	era
Mar 03	Akron	6.0	6	7	7	6	4	2	0	1	3	0	3	1	0	4-7	0-1	0	8.17
Mar 03	Akron	4.1	12	8	8	1	1	4	1	2	1	0	0	1	0	0-8	0-2	0	10.16
Mar 05	Bowling Green	6.0	7	7	5	1	8	1	0	3	0	0	2	0	0	6-7	0-3	0	8.57
Mar 06	Valparaiso	5.2	12	9	7	2	2	0	1	3	1	0	0	0	0	1-9	0-4	0	8.59
Mar 06	Saint Francis	6.0	6	2	2	2	4	0	0	2	0	0	0	0	0	0-2	0-5	0	7.25
Mar 07	Saint Francis	6.0	3	2	2	4	5	0	0	1	0	0	0	0	0	1-2	0-6	0	6.38
Mar 07	Valparaiso	7.0	9	4	3	2	5	1	0	2	0	0	0	0	0	5-4	1-6	0	5.80
Mar 10	at Longwood	7.0	5	2	2	3	2	1	0	1	0	0	3	0	0	5-2	2-6	1	5.25
Mar 10	at Longwood	7.0	7	5	5	2	1	2	0	2	0	0	0	0	0	7-5	3-6	1	5.22
Mar 20	at Chattanooga	7.0	12	9	9	8	3	4	0	2	0	0	0	0	0	8-9	3-7	1	5.65
Mar 20	at Chattanooga	7.0	13	9	9	10	3	6	0	0	0	0	2	0	0	2-9	3-8	1	5.99
Mar 21	at Chattanooga	7.0	9	8	8	7	5	4	0	3	0	0	0	1	0	1-8	3-9	1	6.17
Mar 27	Bellarmine	7.0	5	1	1	1	6	4	0	0	0	0	1	0	0	3-1	4-9	1	5.73
Mar 27	Bellarmine	6.0	8	5	3	3	1	0	0	1	0	0	1	2	0	3-5	4-10	1	5.58
Mar 28	Bellarmine	4.0	8	10	8	7	2	3	0	2	1	0	1	0	0	0-10	4-11	1	5.95
*Apr 09	at Middle Tennessee	7.0	9	10	9	1	2	1	0	2	1	0	3	0	0	4-10	4-12	1	6.16
*Apr 09	at Middle Tennessee	10.0	10	8	4	1	3	0	0	1	0	0	2	0	0	9-8	5-12	1	5.85
*Apr 10	at Middle Tennessee	7.0	5	5	4	2	5	2	0	2	0	0	2	0	0	9-5	6-12	1	5.74
*Apr 11	at Middle Tennessee	7.0	7	2	2	1	1	1	0	0	0	0	1	0	0	6-2	7-12	2	5.53
*Apr 16	Florida Atlantic	6.0	3	1	1	3	5	0	0	0	0	0	1	0	0	0-1	7-13	2	5.33
*Apr 17	Florida Atlantic	7.0	7	9	9	4	1	1	0	3	1	0	0	0	0	11-9	8-13	3	5.52
*Apr 17	Florida Atlantic	8.2	12	8	8	2	7	5	0	2	0	0	1	1	0	7-8	8-14	3	5.57
*Apr 18	Florida Atlantic	6.0	5	6	6	2	6	0	0	2	0	0	2	0	0	5-6	8-15	3	5.63
*Apr 23	at FIU	7.0	7	3	3	4	2	2	0	1	1	0	1	0	0	1-3	8-16	3	5.51
*Apr 24	at FIU	7.0	13	12	7	7	4	4	0	1	2	0	1	0	0	6-12	8-17	3	5.58
*Apr 24	at FIU	7.0	8	2	2	2	5	2	0	1	0	0	0	0	0	5-2	9-17	3	5.43
*Apr 25	at FIU	7.0	11	7	7	2	5	5	0	3	0	0	3	1	0	3-7	9-18	3	5.49
Totals		179.2	219	161	141	90	98	55	2	43	11	0	30	7	0	112-161	9-18	3	5.49



1 Senior - Grace Chelemen - OF

Woodhaven, Michigan

Career Highs

At-Bats: 5 vs. Florida Atlantic 4/17/21
Runs: 2 (9x) last at FIU 4/24/21
Hits: 4 vs. Bellarmine 3/27/21
RBI: 3 (2x) last vs. Akron 3/3/21
Doubles: 1 (4x) last vs. Bellarmine 3/28/21
Triples: 1 (2x) last at Norfolk State 3/1/20
Home Runs: 1 (3x) last vs. Valparaiso 3/6/21
Walks: 2 vs. ETSU 2/22/20
SB: 2 (2x) last vs. Valparaiso 3/7/21
Putouts: 4 (6x) last at MTSU 4/9/21
Assists:

Season Highs

At-Bats: 5 vs. Florida Atlantic 4/17
Runs: 2 (6x) last at FIU 4/24
Hits: 4 vs. Bellarmine 3/27
RBI: 3 vs. Akron 3/3
Doubles: 1 (4x) last vs. Bellarmine 3/27
Triples:
Home Runs: 1 (2x) last vs. Valparaiso 3/6
Walks: 1 (9x) last at FIU 4/24
SB: 2 vs. Valparaiso 3/7
Putouts: 4 (4x) last at MTSU 4/9
Assists:

Career/Season

2+ Hit Games: 14/8
2+ SB Games: 2/1
2+ Runs Games: 9/6
2+ RBI Games: 4/2
2+ BB Games: 1/
1,000 Avg. Games (at least 2-2): 1/1
Hitting Streaks 5+ Games: 3
Hitting Streaks 10+ Games:
Career Long Hitting Streak: 6 ('21)
Season/Current Hit Streak: 6/1
Career Long OB Streak: 9 ('20 & '21)
Season/Current OB Streak: 9/8

Michigan stats

Career Hitting Statistics

	AVG	GP	GS	AB	R	H	2B	3B	HR	RBI	SLG%	BB	HBP	SO	GDP	OB%	SF	SH	SB	PO	A	E	FLD%
2019	.143	36	1	7	10	1	0	0	0	0	.143	2	1	3	0	.400	0	0	3	0	0	0	.000
Total	.143	36	1	7	10	1	0	0	0	0	.143	2	1	3	0	.400	0	0	3	0	0	0	.000

#1 CHELEMEN, Grace - 27 games (All games)

Date	Opponent	Pos	AB	R	H	RBI	2B	3B	HR	BB	SB	CS	HBP	SAC	SF	GDP	K	PO	A	E	Avg
Mar 03	AKRON-1	pr/of	0	0	0	0	0	0	0	0	0	0	0	0	0	0	0	0	0	0	.000
Mar 03	AKRON-2	*of	3	1	2	3	0	0	1	0	1	0	0	0	0	0	0	4	0	0	.667
Mar 05	BOWLING GREEN	*of	3	1	1	0	0	0	0	0	0	0	0	0	0	0	2	2	0	0	.500
Mar 06	VALPARAISO	*of	3	2	2	1	0	0	1	0	0	0	0	0	0	0	0	2	0	0	.556
Mar 06	SAINT FRANCIS	*of	2	0	1	0	0	0	0	1	0	1	0	0	0	0	0	1	0	0	.545
Mar 07	SAINT FRANCIS	*of	3	0	1	0	0	0	0	0	0	0	0	0	0	0	2	2	0	0	.500
Mar 07	VALPARAISO	*of	4	1	2	0	0	0	0	0	2	0	0	0	0	0	0	2	0	0	.500
Mar 10	at Longwood-1	*of	4	0	0	0	0	0	0	0	0	0	0	0	0	0	1	3	0	0	.409
Mar 10	at Longwood-2	*of	4	0	1	0	1	0	0	0	0	1	0	0	0	0	0	1	0	0	.385
Mar 20	at Chattanooga-1	*of	3	1	1	1	1	0	0	1	0	0	0	1	0	0	0	1	0	0	.379
Mar 20	at Chattanooga-2	*of	4	0	0	1	0	0	0	0	0	0	0	0	1	0	0	4	0	1	.333
Mar 21	at Chattanooga	*of	2	0	0	0	0	0	0	1	0	0	0	1	0	0	1	4	0	0	.314
Mar 27	BELLARMINE-1	*of	3	0	2	1	1	0	0	0	0	0	0	0	0	0	1	1	0	1	.342
Mar 27	BELLARMINE-2	*of	4	2	4	1	0	0	0	0	0	0	0	0	0	0	0	1	0	0	.405
Mar 28	BELLARMINE	*of	3	1	2	1	1	0	0	1	0	1	0	0	0	0	1	1	0	0	.422
Apr 09	at Middle Tennessee-1	*of	3	2	1	0	0	0	0	0	0	0	1	0	0	0	0	1	0	0	.417
Apr 09	at Middle Tennessee-2	*of	4	1	3	2	0	0	0	1	0	1	0	0	0	0	0	4	0	0	.442
Apr 10	at Middle Tennessee	*of/of	4	0	0	0	0	0	0	0	0	0	0	0	0	0	0	1	0	0	.411
Apr 11	at Middle Tennessee	*of	3	0	0	1	0	0	0	0	0	0	0	0	1	0	0	2	0	1	.390
Apr 16	FLORIDA ATLANTIC	*of	2	0	0	0	0	0	0	1	0	0	0	0	0	0	1	2	0	0	.377
Apr 17	FLORIDA ATLANTIC-1	*of	3	2	1	0	0	0	0	1	0	0	0	0	0	0	0	3	0	0	.375
Apr 17	FLORIDA ATLANTIC-2	*of	5	2	3	0	0	0	0	0	0	0	0	0	0	0	0	1	0	0	.391
Apr 18	FLORIDA ATLANTIC	*of	4	1	1	0	0	0	0	0	0	0	0	0	0	0	1	1	0	0	.384
Apr 23	at FIU	*of/of	4	0	1	0	0	0	0	0	1	0	0	0	0	0	0	3	0	0	.377
Apr 24	at FIU-1	*of/of	4	2	1	0	0	0	0	1	0	0	0	0	0	0	2	0	0	0	.370
Apr 24	at FIU-2	*of/of	3	0	0	0	0	0	0	1	0	0	0	0	0	0	1	1	0	0	.357
Apr 25	at FIU	*of/of	3	0	1	2	0	0	0	0	0	0	0	1	0	0	0	3	0	0	.356
Totals		26gs	87	19	31	14	4	0	2	9	3	5	1	3	2	0	13	51	0	3	.356

On base pct. .414 • Slugging pct. .471

Grace Chelemen Career Stats (Marshall)

Year	avg	gp-gs	ab	r	h	2b	3b	hr	rbi	tb	slg%	bb	hbp	so	gdp	ob%	sf	sh	sb-att	po	a	e	fld%
2020	.293	25-20	58	16	17	0	2	1	5	24	.414	9	1	9	0	.391	1	2	6-7	29	0	1	.967
2021	.356	27-26	87	19	31	4	0	2	14	41	.471	9	1	13	0	.414	2	3	3-8	51	0	3	.944
TOTAL	.331	52-46	145	35	48	4	2	3	19	65	.448	18	2	22	0	.405	3	5	9-15	80	0	4	.952



2 Freshman - Paige Halliwill - OF										Mogadore, Ohio									
Season Highs At-Bats: 4 (4x) last at MTSU 4/9 Runs: 2 vs. Akron 3/3 Hits: 2 (2x) last at MTSU 4/9 RBI: 3 vs. Bowling Green 3/5 Doubles: 1 (4x) last vs. Florida Atlantic 4/17 Triples: 1 vs. Valparaiso 3/6 Home Runs: 1 (4x) last at Chattanooga 3/21 Walks: 2 at Chattanooga 3/20 SB: Putouts: 5 vs. Bellarmine 3/27 Assists: 1 (3x) last vs. Bellarmine 3/27										Career/Season 2+ Hit Games: 2 2+ Runs Games: 1 2+ RBI Games: 4 2+ BB Games: 1 1,000 Avg. Games (at least 2-2): Hitting Streaks 5+ Games: 1 Hitting Streaks 10+ Games: Career Long Hitting Streak: 5 ('21) Season/Current Hit Streak: 5/0 Career Long OB Streak: 6 (2x) ('21) Season/Current OB Streak: 6 (2x)/0									

#2 HALLIWILL, Paige - 27 games (All games)

Date	Opponent	Pos	AB	R	H	RBI	2B	3B	HR	BB	SB	CS	HBP	SAC	SF	GDP	K	PO	A	E	Avg
Mar 03	AKRON-1	*of	3	2	1	1	0	0	1	0	0	0	1	0	0	0	1	0	0	0	.333
Mar 03	AKRON-2	*of	3	1	1	1	0	0	1	0	0	0	0	0	0	0	1	1	0	0	.333
Mar 05	BOWLING GREEN	*of	3	0	1	3	1	0	0	1	0	0	0	0	0	0	1	3	0	0	.333
Mar 06	VALPARAISO	*of	4	1	1	2	0	1	0	0	0	0	0	0	0	0	0	0	0	0	.308
Mar 06	SAINT FRANCIS	*of	3	1	2	1	0	0	1	0	0	0	0	0	0	0	0	1	1	0	.375
Mar 07	SAINT FRANCIS	*of	2	0	0	0	0	0	0	1	0	0	0	0	0	0	1	0	0	0	.333
Mar 07	VALPARAISO	*of	4	0	0	0	0	0	0	0	0	0	0	0	0	0	2	3	0	0	.273
Mar 10	at Longwood-1	*of	4	0	0	0	0	0	0	0	0	0	0	0	0	0	0	2	0	0	.231
Mar 10	at Longwood-2	*of	3	0	1	2	0	0	0	0	0	0	0	0	0	0	0	0	1	0	.241
Mar 20	at Chattanooga-1	*of	3	1	1	0	1	0	0	1	0	0	0	0	0	0	0	2	0	0	.250
Mar 20	at Chattanooga-2	*of	2	0	1	2	0	0	0	2	0	0	1	0	0	0	1	2	0	0	.265
Mar 21	at Chattanooga	*of	3	1	1	1	0	0	1	1	0	0	0	0	0	0	1	2	0	0	.270
Mar 27	BELLARMINE-1	*of	3	0	0	0	0	0	0	0	0	0	1	0	0	0	3	5	1	0	.250
Mar 27	BELLARMINE-2	*of	2	0	1	0	0	0	0	0	0	0	1	0	0	0	1	1	0	0	.262
Mar 28	BELLARMINE	*of	2	0	0	0	0	0	0	0	0	0	0	0	0	0	1	4	0	0	.250
Apr 09	at Middle Tennessee-1	*of	4	0	2	0	0	0	0	0	0	0	0	0	0	0	2	2	0	0	.271
Apr 09	at Middle Tennessee-2	*of	3	1	0	0	0	0	0	0	0	0	1	1	0	0	1	1	0	0	.255
Apr 10	at Middle Tennessee	of	1	0	1	0	1	0	0	0	0	0	0	0	0	0	0	3	0	0	.269
Apr 11	at Middle Tennessee	*of	3	0	0	0	0	0	0	0	0	0	0	0	0	0	0	0	0	0	.255
Apr 16	FLORIDA ATLANTIC	*of	2	0	0	0	0	0	0	0	0	0	0	0	0	0	1	2	0	0	.246
Apr 17	FLORIDA ATLANTIC-1	*of	2	0	1	0	1	0	0	0	0	0	0	0	0	0	0	1	0	0	.254
Apr 17	FLORIDA ATLANTIC-2	*of	3	1	0	0	0	0	0	0	0	0	1	0	0	0	1	3	0	0	.242
Apr 18	FLORIDA ATLANTIC	*of	3	0	1	0	0	0	0	0	0	0	0	0	0	0	1	1	0	0	.246
Apr 23	at FIU	*of	1	0	0	0	0	0	0	0	0	0	0	0	0	0	1	2	0	0	.242
Apr 24	at FIU-1	*of	2	1	0	0	0	0	0	0	0	0	0	0	0	0	0	0	0	0	.235
Apr 24	at FIU-2	of	0	0	0	0	0	0	0	0	0	0	0	0	0	0	0	0	0	0	.235
Apr 25	at FIU	pr/of	0	1	0	0	0	0	0	0	0	0	0	0	0	0	0	1	0	0	.235
Totals		24gs	68	11	16	13	4	1	4	6	0	0	6	1	0	0	20	42	3	0	.235

On base pct. .350 • Slugging pct. .500

Paige Halliwill Career Stats																							
Year	avg	gp-gs	ab	r	h	2b	3b	hr	rbi	tb	slg%	bb	hbp	so	gdp	ob%	sf	sh	sb-att	po	a	e	fld%
2021	.235	27-24	68	11	16	4	1	4	13	34	.500	6	6	20	0	.350	0	1	0-0	42	3	0	1.000
TOTAL	.235	27-24	68	11	16	4	1	4	13	34	.500	6	6	20	0	.350	0	1	0-0	42	3	0	1.000



3 Senior - Armani Brown - INF										Elk Grove, California									
Career Highs										Season Highs									
At-Bats: 5 (2x) last vs. Portland State 2/10/19										At-Bats: 4 at MTSU 4/9									
Runs: 3 at Morehead State 4/30/19										Runs: 2 (2x) last at MTSU 4/10									
Hits: 3 (3x) last vs. Valparaiso 3/7/21										Hits: 3 vs. Valparaiso 3/7									
RBI: 2 (4x) last vs. Rutgers 3/7/20										RBI: 1 (2x) last at MTSU 4/9									
Doubles: 1 (6x) last vs. last vs. Valparaiso 3/7/21										Doubles: 1 (2x) last vs. Valparaiso 3/7									
Triples: 1 at MTSU 4/27/19										Triples:									
Home Runs:										Home Runs:									
Walks: 2 (5x) last at FIU 4/24/21										Walks: 2 (2x) both at FIU 4/23 & 4/24									
SB: 1 (12x) last vs. Rhode Island 2/23/20										SB:									
Putouts: 6 (3x) last at MTSU 4/9/21										Putouts: 6 at MTSU 4/9									
Assists: 5 (2x) last at FIU 4/25/21										Assists: 5 at FIU 4/25									
Career/Season																			
2+ Hit Games: 26/3										2+ Hit Games: 26/3									
2+ BB Games: 5/2										2+ BB Games: 5/2									
2+ Runs Games: 7/2										2+ Runs Games: 7/2									
2+ RBI Games: 4/										2+ RBI Games: 4/									
1,000 Avg. Games (at least 2-2): 4/1										1,000 Avg. Games (at least 2-2): 4/1									
Hitting Streaks 5+ Games: 1										Hitting Streaks 5+ Games: 1									
Hitting Streaks 10+ Games:										Hitting Streaks 10+ Games:									
Career Long Hitting Streak: 6 ('19)										Career Long Hitting Streak: 6 ('19)									
Season/Current Hit Streak: 2/0										Season/Current Hit Streak: 2/0									
Career Long OB Streak: 19 ('20)										Career Long OB Streak: 19 ('20)									
Season/Current OB Streak: 5/0										Season/Current OB Streak: 5/0									

#3 BROWN, Armani - 26 games (All games)

Date	Opponent	Pos	AB	R	H	RBI	2B	3B	HR	BB	SB	CS	HBP	SAC	SF	GDP	K	PO	A	E	Avg
Mar 03	AKRON-1	pr/2b	1	0	0	0	0	0	0	0	0	0	0	0	0	0	0	1	1	0	.000
Mar 03	AKRON-2	*2b	1	1	1	1	1	0	0	1	0	0	0	0	0	0	0	0	0	0	.500
Mar 05	BOWLING GREEN	*2b	1	0	1	0	0	0	0	0	0	1	0	0	0	0	0	1	0	0	.667
Mar 06	VALPARAISO	*2b	2	0	0	0	0	0	0	0	0	0	0	0	0	0	1	1	2	0	.400
Mar 06	SAINT FRANCIS	2b	1	0	0	0	0	0	0	0	0	0	0	0	0	0	0	0	0	0	.333
Mar 07	SAINT FRANCIS	*2b	2	0	0	0	0	0	0	0	0	0	0	0	0	0	0	1	1	1	.250
Mar 07	VALPARAISO	*2b	3	0	3	0	1	0	0	0	0	0	0	0	0	0	0	3	0	0	.455
Mar 10	at Longwood-1	*2b/pr	1	0	0	0	0	0	0	0	0	0	0	0	0	0	0	2	0	0	.417
Mar 10	at Longwood-2	*2b	3	0	0	0	0	0	0	0	0	0	0	0	0	0	0	2	3	0	.333
Mar 20	at Chattanooga-1	*2b	3	1	1	0	0	0	0	0	0	0	0	1	0	0	1	1	1	0	.333
Mar 21	at Chattanooga	pr/2b	1	0	0	0	0	0	0	0	0	0	0	0	0	0	1	0	2	0	.316
Mar 27	BELLARMINE-1	2b	0	1	0	0	0	0	0	0	0	0	0	0	0	0	0	0	0	0	.316
Mar 27	BELLARMINE-2	2b	1	1	0	0	0	0	0	0	0	0	0	0	0	0	0	2	1	0	.300
Mar 28	BELLARMINE	*2b	2	2	0	0	0	0	0	1	0	0	0	0	0	0	0	2	0	0	.273
Apr 09	at Middle Tennessee-1	2b	1	0	0	0	0	0	0	0	0	0	0	0	0	0	0	1	0	0	.261
Apr 09	at Middle Tennessee-2	2b	4	0	2	1	0	0	0	0	0	0	0	0	0	0	0	6	1	1	.296
Apr 10	at Middle Tennessee	*2b/ss	1	2	0	0	0	0	0	1	0	0	1	0	0	0	0	0	1	1	.286
Apr 11	at Middle Tennessee	*2b	3	1	2	0	0	0	0	0	0	0	0	0	0	0	0	3	4	0	.323
Apr 16	FLORIDA ATLANTIC	*2b	2	0	1	0	0	0	0	0	0	0	0	0	0	0	1	3	1	0	.333
Apr 17	FLORIDA ATLANTIC-1	*2b	2	1	0	0	0	0	0	0	0	0	0	0	0	0	0	3	0	0	.314
Apr 17	FLORIDA ATLANTIC-2	2b/ss	2	0	0	0	0	0	0	0	0	1	0	0	0	0	0	1	0	0	.297
Apr 18	FLORIDA ATLANTIC	*2b	2	0	0	0	0	0	0	0	0	0	0	0	0	0	1	2	4	0	.282
Apr 23	at FIU	*2b	0	0	0	0	0	0	0	2	0	0	0	1	0	0	0	5	1	0	.282
Apr 24	at FIU-1	*2b	2	1	0	0	0	0	0	2	0	0	0	0	0	0	0	4	3	0	.268
Apr 24	at FIU-2	*2b	2	0	0	0	0	0	0	0	0	0	0	0	0	0	2	1	1	0	.256
Apr 25	at FIU	*2b	3	0	0	0	0	0	0	0	0	0	0	0	0	0	1	3	5	0	.239
Totals		18gs	46	11	11	2	2	0	0	7	0	2	1	2	0	0	8	48	32	3	.239

On base pct. .352 • Slugging pct. .283

Armani Brown Career Stats

Year	avg	gp-gs	ab	r	h	2b	3b	hr	rbi	tb	slg%	bb	hbp	so	gdp	ob%	sf	sh	sb-att	po	a	e	fld%
2018	.220	48-43	118	12	26	5	1	0	11	33	.280	10	6	25	1	.311	1	2	11-15	103	69	8	.956
2019	.257	62-60	171	43	44	9	7	8	35	91	.532	14	16	23	2	.366	1	3	6-6	58	111	16	.914
2020	.293	14-14	41	7	12	3	1	2	8	23	.561	2	2	7	0	.348	1	1	1-1	15	7	2	.917
2021	.128	23-18	47	8	6	0	0	2	4	12	.255	3	3	6	0	.226	0	1	2-3	22	33	5	.917
TOTAL	.233	147-135	377	70	88	17	9	12	58	159	.422	29	27	61	3	.330	3	7	20-25	198	220	31	.931



4 Graduate - Sierra Huerta - INF

Fillmore, California

Career Highs

At-Bats: 4 (18x) last at FIU 4/24/21
Runs: 3 (3x) last vs. Florida Atlantic 4/17/21
Hits: 3 (2x) last vs. Howard 2/29/20
RBI: 4 (2x) last at No. 11 Kentucky 3/11/20
Doubles: 2 (3x) last at Chattanooga 3/20/21
Triples: 1 (2x) last vs. Akron 3/3/21
HRs: 2 (2x) last vs. Delaware State 2/28/20
Walks: 2 (9x) last vs. Florida Atlantic 4/17/21
SB: 1 (2x) last at Southern Miss 3/30/19
HBP: 2 (8x) last at MTSU 4/9/21
Putouts: 6 at USC Upstate 2/9/20
Assists: 7 vs. Delaware State 2/28/20

Season Highs

At-Bats: 4 (4x) last at FIU 4/24
Runs: 3 vs. Florida Atlantic 4/17
Hits: 2 (3x) last vs. Bellarmine 3/27
RBI: 3 at FIU 4/24
Doubles: 2 at Chattanooga 3/20
Triples: 1 vs. Akron 3/3
Home Runs: 1 (6x) last at FIU 4/24
Walks: 2 (4x) last vs. Florida Atlantic 4/17
SB:
HBP: 2 (2x) last at MTSU 4/9
Putouts: 5 vs. Akron 3/3
Assists: 3 (5x) last at FIU 4/24

Career/Season

2+ Hit Games: 23/3
2+ HR Games: 2/ | Grand Slams: 2
2+ Runs Games: 21/5
2+ RBI Games: 19/5
2+ BB Games: 9/3 | 2+ HBP Games: 8/2
1,000 Avg. Games (at least 2-2): 3/0
Hitting Streaks 5+ Games: 2/1
Hitting Streaks 10+ Games:
Career Long Hitting Streak: 6 (2020)
Season/Current Hit Streak: 3 (3x)/1
Career Long On Base Streak: 22 ('19 & '21)
Season/Current OB Streak: 22/1

Moorpark College stats

Year	Games	Avg.	AB	R	H	2B	3B	HR	RBI	TB	BB	K	SB	HBP	SF	OBP	SLG
2017	38	0.452	104	42	47	15	0	9	63	89	14	5	0	6	3	0.528	0.856
2018	36	0.486	109	33	53	13	2	8	44	94	12	1	18	1	4	0.524	0.862
Totals	74	0.469	213	75	100	28	2	17	107	183	26	6	18	7	7	0.526	0.859

#4 HUERTA, Sierra - 24 games (All games)

Date	Opponent	Pos	AB	R	H	RBI	2B	3B	HR	BB	SB	CS	HBP	SAC	SF	GDP	K	PO	A	E	Avg
Mar 03	AKRON-1	*ss	1	0	0	0	0	0	0	1	0	0	1	0	0	0	0	1	0	2	.000
Mar 03	AKRON-2	*ss	3	0	1	2	0	1	0	0	0	0	0	0	0	0	0	5	2	0	.250
Mar 05	BOWLING GREEN	*ss	2	2	1	1	0	0	1	0	0	0	1	0	0	0	1	1	2	0	.333
Mar 06	VALPARAISO	*ss	3	1	1	0	0	0	0	0	0	0	0	0	0	0	0	1	1	0	.333
Mar 06	SAINT FRANCIS	*ss	2	0	0	0	0	0	0	1	0	0	0	0	0	0	1	2	3	0	.273
Mar 07	SAINT FRANCIS	*ss	2	0	1	0	0	0	0	1	0	0	0	0	0	0	0	0	3	0	.308
Mar 07	VALPARAISO	*ss	4	0	1	0	0	0	0	0	0	0	0	0	0	0	0	0	2	0	.294
Mar 10	at Longwood-1	*ss	1	1	1	0	1	0	0	0	0	0	2	0	0	0	0	0	1	1	.333
Mar 10	at Longwood-2	*ss	2	0	0	0	0	0	0	1	0	0	0	0	0	0	0	2	2	0	.300
Mar 20	at Chattanooga-1	*ss	3	2	2	2	0	0	1	2	0	0	0	0	0	0	0	2	0	0	.348
Mar 20	at Chattanooga-2	*ss	4	2	2	0	2	0	0	1	0	0	0	0	0	0	0	2	0	1	.370
Mar 21	at Chattanooga	*ss	3	2	1	1	0	0	1	1	0	0	0	0	0	0	0	1	1	0	.367
Mar 27	BELLARMINE-1	*ss	3	0	0	0	0	0	0	0	0	0	0	0	0	0	1	2	1	0	.333
Mar 27	BELLARMINE-2	*ss	3	1	2	2	0	0	1	1	0	0	0	0	0	0	0	0	3	0	.361
Apr 09	at Middle Tennessee-1	*ss	0	1	0	0	0	0	0	1	0	0	2	1	0	0	0	1	3	0	.361
Apr 09	at Middle Tennessee-2	*ss	1	1	1	0	0	0	0	0	0	0	0	0	0	0	0	0	0	0	.378
Apr 16	FLORIDA ATLANTIC	*ss	1	0	0	1	0	0	0	2	0	0	0	0	0	0	0	0	1	0	.368
Apr 17	FLORIDA ATLANTIC-1	*ss	2	3	1	2	0	0	1	2	0	0	0	0	0	0	0	0	2	0	.375
Apr 17	FLORIDA ATLANTIC-2	*ss	2	0	0	0	0	0	0	2	0	0	0	0	0	0	0	1	0	0	.357
Apr 18	FLORIDA ATLANTIC	*ss	1	0	0	1	0	0	0	1	0	0	1	0	1	0	0	4	1	0	.349
Apr 23	at FIU	*ss	4	0	1	0	0	0	0	0	0	0	0	0	0	0	0	0	1	0	.340
Apr 24	at FIU-1	*ss	4	1	1	3	0	0	1	1	0	0	0	0	0	0	1	0	3	1	.333
Apr 24	at FIU-2	*ss	2	0	0	0	0	0	0	0	0	0	0	0	0	0	2	2	0	0	.321
Apr 25	at FIU	*ss	2	0	1	0	1	0	0	1	0	0	1	0	0	0	1	0	1	0	.327
Totals		24qs	55	17	18	15	4	1	6	19	0	0	8	1	1	0	7	27	33	5	.327

On base pct. .542 • Slugging pct. .764

Sierra Huerta Career Stats (Marshall)

Year	avg	gp-gs	ab	r	h	2b	3b	hr	rbi	tb	slg%	bb	hbp	so	gdp	ob%	sf	sh	sb-att	po	a	e	fld%
2019	.284	64-64	155	39	44	11	0	9	33	82	.529	23	30	29	0	.462	2	3	2-4	81	131	11	.951
2020	.359	25-25	78	27	28	8	1	9	26	65	.833	6	6	9	1	.435	2	0	0-0	47	58	5	.955
2021	.327	24-24	55	17	18	4	1	6	15	42	.764	19	8	7	0	.542	1	1	0-0	27	33	5	.923
TOTAL	.313	113-113	288	83	90	23	2	24	74	189	.656	48	44	45	1	.473	5	4	2-4	155	222	21	.947



5 Senior - Megan Stauffer - Pitcher										Lansdale, Pennsylvania									
Career Highs										Season Highs									
IP: 7.0 (4x) last vs. Saint Peter's 4/13/18										IP: 5.1 at MTSU 4/9									
Ks: 4 (2x) last vs. Saint Peter's 4/13/18										Ks: 3 at MTSU 4/9									
2+ Strikeout Games: 16 5 at MU										2+ Strikeout Games: 3									
5+ Strikeout Games:										5+ Strikeout Games:									
10+ Strikeout Games:										10+ Strikeout Games:									
3+ Innings Pitched Games: 20 2 at MU										3+ Innings Pitched Games: 1									
5+ Innings Pitched Games: 11 1 at MU										5+ Innings Pitched Games: 1									
1st career win 3/18/17 vs. Yale										1st win of year 3/20 at Chattanooga									
1st Marshall win 3/1/20 at Norfolk State										1st save of year									
Streaks:										1 Strikeout Career: 6 (4/21/18-5/5/18)									
Current: 2										2+ Strikeouts: 4 (4/21/18-4/28/18)									
Current: 0										Current: 0									
5+ Strikeouts: 1										Current: 0									
Current: 0										10+ Strikeouts:									
Season: Current:										3+ IP: 4 (4/28/18-5/6/18)									
Current: 0										Current: 0									
5+ IP: 4 (4/28/18-5/6/18)										Current: 0									
Current: 0										Current: 0									

Monmouth stats

Pitching Statistics																								
	ERA	W	L	APP	GS	CG	SHO	SV	IP	H	R	ER	BB	SO	2B	3B	HR	BF	BAVG	WP	HBP	BK	SFA	SHA
2017	3.30	2	1	14	2	1	0	0	29.2	36	18	14	13	12	5	2	1	143	.286	1	1	0	1	2
2018	3.61	7	4	25	13	4	1	0	93.0	107	56	48	32	30	17	2	8	414	.289	5	3	0	3	6
Total	3.54	9	5	39	15	5	1	0	122.2	143	74	62	45	42	22	4	9	557	.288	6	4	0	4	8

Hitting Statistics																								
	Career Hitting Statistics																							
	AVG	GP	GS	AB	R	H	2B	3B	HR	RBI	SLG%	BB	HBP	SO	GDP	OB%	SF	SH	SB	PO	A	E	FLD%	
2017	.000	18	2	0	2	0	0	0	0	0	.000	0	0	0	0	.000	0	0	0	0	6	1	.857	
2018	.000	25	13	0	0	0	0	0	0	0	.000	0	0	0	0	.000	0	0	0	2	46	1	.980	
Total	.000	43	15	0	2	0	0	0	0	0	.000	0	0	0	0	.000	0	0	0	2	52	2	.964	

#5 STAUFFER, Megan - 4 games (All games)

Date	Opponent	Pos	AB	R	H	RBI	2B	3B	HR	BB	SB	CS	HBP	SAC	SF	GDP	K	PO	A	E	Avg
Mar 20	at Chattanooga-1	p	0	0	0	0	0	0	0	0	0	0	0	0	0	0	0	0	1	0	.000
Apr 09	at Middle Tennessee-1	p	0	0	0	0	0	0	0	0	0	0	0	0	0	0	0	0	1	0	.000
Apr 24	at FIU-1	p	0	0	0	0	0	0	0	0	0	0	0	0	0	0	0	1	0	0	.000
Apr 25	at FIU	p	0	0	0	0	0	0	0	0	0	0	0	0	0	0	0	0	1	0	.000
Totals		Ogs	0	0	0	0	0	0	0	0	0	0	0	0	0	0	0	1	3	0	.000

On base pct. .000 • Slugging pct. .000

#5 STAUFFER, Megan - 9 appearances (All games)

Date	Opponent	GS	IP	H	R	ER	BB	SO	2B	3B	HR	WP	BK	HBP	IBB	Score	W-L	Sv	ERA	NP
Mar 10	at Longwood-1		0.1	1	0	0	0	0	0	0	0	0	0	0	0	2-5	0-0	0	0.00	5
Mar 20	at Chattanooga-1		2.1	1	0	0	2	0	0	0	0	0	0	0	0	9-8	1-0	0	0.00	33
Mar 27	BELLARMINE-2		2.1	2	0	0	1	1	0	0	0	0	0	0	0	5-3	1-0	0	0.00	40
Apr 09	at Middle Tennessee-1		5.1	4	1	1	1	3	0	0	0	0	0	0	0	10-4	2-0	0	0.68	74
Apr 10	at Middle Tennessee		0.2	3	4	0	0	0	1	0	1	0	0	0	0	5-9	2-0	0	0.64	16
Apr 17	FLORIDA ATLANTIC-1		1.0	4	4	4	0	2	1	0	1	0	0	0	0	9-11	2-1	0	2.92	22
Apr 24	at FIU-1		2.0	3	1	1	0	0	0	0	1	0	0	0	0	12-6	2-1	0	3.00	25
Apr 24	at FIU-2		1.1	0	0	0	0	2	0	0	0	0	0	1	0	2-5	2-1	0	2.74	25
Apr 25	at FIU		2.0	0	0	0	1	1	0	0	0	0	0	0	0	7-3	2-1	0	2.42	31
Totals		0	17.1	18	10	6	5	9	2	0	3	0	0	1	0	61-54	2-1	0	2.42	-

Megan Stauffer Career Stats (Marshall)

Year	era	w-l	app	gs	cq	sho	sv	ip	h	r	er	bb	so	2b	3b	hr	bf	bavg	wp	hbp	bk	sfa	sha
2020	6.66	1-1	9	0	0	0/0	0	13.2	19	16	13	5	6	4	1	0	69	.306	1	0	0	0	2
2021	2.42	2-1	9	0	0	0/0	0	17.1	18	10	6	5	9	2	0	3	77	.265	0	1	0	0	3
TOTAL	4.29	3-2	18	0	0	0/0	0	31.0	37	26	19	10	15	6	1	3	146	.285	1	1	0	0	5



9 Junior - Camryn Michallas - INF Huntington, West Virginia		
Career Highs(Div. I) ** at Akron At-Bats: 3 (10x) last at FIU 4/25/21 Runs: 1 (8x) last at FIU 4/24/21 Hits: 2 at UT-Martin 3/17/19** RBI: 2 (2x) last at FIU 4/24/21 Doubles: 1 vs. Bellarmine 3/28/21 Triples: HRs: Walks: 1 (6x) last vs. Ohio 4/13/19** SB: 1 (2x) last vs. Western Michigan 3/29/19** HBP: Putouts: 4 vs. Mercer 2/23/19** Assists: 5 vs. Western Michigan 3/29/19**	Season Highs At-Bats: 3 (2x) last at FIU 4/25 Runs: 1 (3x) last at FIU 4/24 Hits: 1 (2x) last at FIU 4/24 RBI: 2 (2x) last at FIU 4/24 Doubles: 1 vs. Bellarmine 3/28 Triples: Home Runs: Walks: SB: HBP: Putouts: 1 (4x) last at FIU 4/25 Assists: 4 at FIU 4/23	Career/Season (Div. I) 2+ Hit Games: 1/0 2+ HR Games: 2+ Runs Games: 2+ RBI Games: 2/2 2+ BB Games: 1.000 Avg. Games (at least 2-2): 1 Hitting Streaks 5+ Games: Hitting Streaks 10+ Games: Career Long Hitting Streak: 2 (2x - '19) Season/Current Hit Streak: 1/0 Career Long On Base Streak: Season/Current OB Streak: 2/0

Akron/Gulf Coast State College stats

Year	GP/GS	Avg.	AB	R	H	2B	3B	HR	RBI	TB	BB	HBP	K	SF	SB	OBP	SLG	FLD%
2019 Akr.	34/32	0.105	57	5	6	0	0	0	5	6	6	0	7	1	2/4	0.188	0.105	0.857
2020 GC.	26	0.329	70	18	23	6	0	1	11	32	10	0	12	0	1	0.412	0.457	0.907
Totals	60	0.228	127	23	29	6	0	1	16	38	16	0	19	1	3			

#9 MICHALLAS, Camryn - 12 games (All games)

Date	Opponent	Pos	AB	R	H	RBI	2B	3B	HR	BB	SB	CS	HBP	SAC	SF	GDP	K	PO	A	E	Avg
Mar 20	at Chattanooga-1	pr/3b	0	1	0	0	0	0	0	0	0	0	0	0	0	0	0	1	0	0	.000
Mar 20	at Chattanooga-2	3b	0	0	0	0	0	0	0	0	0	0	0	0	0	0	0	0	0	0	.000
Mar 21	at Chattanooga	3b	1	0	0	0	0	0	0	0	0	0	0	0	0	0	0	0	1	0	.000
Mar 28	BELLARMINE	ph/3b	1	0	1	2	1	0	0	0	0	0	0	0	0	0	0	0	1	0	.500
Apr 09	at Middle Tennessee-2	pr	0	0	0	0	0	0	0	0	0	0	0	0	0	0	0	0	0	0	.500
Apr 10	at Middle Tennessee	3b	2	1	0	0	0	0	0	0	0	0	0	0	0	0	0	0	2	0	.250
Apr 17	FLORIDA ATLANTIC-2	2b	1	0	0	0	0	0	0	0	0	0	0	0	0	0	0	0	1	0	.200
Apr 18	FLORIDA ATLANTIC	*3b	3	0	0	0	0	0	0	0	0	0	0	0	0	0	0	0	3	0	.125
Apr 23	at FIU	*3b	2	0	0	0	0	0	0	0	0	0	0	0	0	0	1	1	4	0	.100
Apr 24	at FIU-1	*3b	2	1	1	2	0	0	0	0	0	0	0	0	0	0	0	0	0	1	.167
Apr 24	at FIU-2	*3b/2b	2	0	0	0	0	0	0	0	0	0	0	1	0	0	0	1	3	0	.143
Apr 25	at FIU	*3b	3	0	0	0	0	0	0	0	0	0	0	0	0	0	1	1	1	0	.118
Totals		5gs	17	3	2	4	1	0	0	0	0	0	0	1	0	0	2	4	17	1	.118

On base pct. .118 • Slugging pct. .176

Camryn Michallas Career Stats (Marshall)

Year	avg	gp-gs	ab	r	h	2b	3b	hr	rbi	tb	slg%	bb	hbp	so	gdp	ob%	sf	sh	sb-att	po	a	e	fld%
2021	.118	12-5	17	3	2	1	0	0	4	3	.176	0	0	2	0	.118	0	1	0-0	4	17	1	.955
TOTAL	.118	12-5	17	3	2	1	0	0	4	3	.176	0	0	2	0	.118	0	1	0-0	4	17	1	.955



14 RS-So. - Cailey Joyce - P										Mechanicsburg, Pennsylvania									
Career Highs**at La Salle										Season Highs									
IP: 7.2 vs. Butler 3/17/19**										IP: 7.0 (4x) last at FIU 4/23									
Ks: 8 vs. Rhode Island 4/27/19**										Ks: 7 (2x) last vs. Bellarmine 3/27									
2+ Strikeout Games: 30 7 at MU										2+ Strikeout Games: 7									
5+ Strikeout Games: 10 3 at MU										5+ Strikeout Games: 3									
10+ Strikeout Games:										10+ Strikeout Games:									
3+ Innings Pitched Games: 34 9 at MU										3+ Innings Pitched Games: 9									
5+ Innings Pitched Games: 29 7 at MU										5+ Innings Pitched Games: 7									
1st career win 3/3/19 vs. Oakland**										1st win of year 3/21 at Chattanooga									
1st career save 4/27/19 vs. R. Island**										1st save of year									

La Salle Pitching stats

Year	ERA	W-L	APP/GS	CG	SHO	SV	IP	H	R	ER	BB	SO	2B	3B	HR	B/AVG	WP	HBP
2019	4.32	8-14	35/16	14	1	1	168.2	231	128	104	45	91	51	5	18	0.324	5	13

La Salle Hitting stats

Year	GP/GS	Avg.	AB	R	H	2B	3B	HR	RBI	TB	BB	HBP	K	SF	SB	OBP	SLG
2019	41/39	0.301	113	17	34	6	0	7	19	61	9	2	19	0	0	0.363	0.540

#14 JOYCE, Cailey - 4 games (All games)

Date	Opponent	Pos	AB	R	H	RBI	2B	3B	HR	BB	SB	CS	HBP	SAC	SF	GDP	K	PO	A	E	Avg
Apr 10	at Middle Tennessee	p	0	0	0	0	0	0	0	0	0	0	0	0	0	0	0	0	1	0	.000
Apr 17	FLORIDA ATLANTIC-2	*p	0	0	0	0	0	0	0	0	0	0	0	0	0	0	0	1	2	0	.000
Apr 23	at FIU	*p	0	0	0	0	0	0	0	0	0	0	0	0	0	0	0	0	2	0	.000
Apr 25	at FIU	*p	0	0	0	0	0	0	0	0	0	0	0	0	0	0	0	0	2	0	.000
Totals		3gs	0	0	0	0	0	0	0	0	0	0	0	0	0	0	0	1	7	0	.000

On base pct. .000 • Slugging pct. .000

#14 JOYCE, Cailey - 12 appearances (All games)

Date	Opponent	GS	IP	H	R	ER	BB	SO	2B	3B	HR	WP	BK	HBP	IBB	Score	W-L	Sv	ERA	NP
Mar 07	VALPARAISO	*	4.0	4	1	1	0	3	2	0	0	0	0	0	0	4-5	0-0	0	1.75	51
Mar 10	at Longwood-2		1.1	0	0	0	2	1	0	0	0	0	0	0	0	5-7	0-0	0	1.31	20
Mar 21	at Chattanooga	*	7.0	4	1	1	2	7	0	0	0	0	0	1	0	8-1	1-0	0	1.14	98
Mar 27	BELLARMINE-1	*	7.0	6	3	2	2	7	2	0	1	0	0	2	0	1-3	1-1	0	1.45	113
Apr 09	at Middle Tennessee-2	*	1.0	1	4	4	3	0	0	0	0	0	0	0	0	8-9	1-1	0	2.75	36
Apr 10	at Middle Tennessee		2.2	3	1	1	3	0	0	1	0	0	0	0	0	5-9	1-1	0	2.74	64
Apr 16	FLORIDA ATLANTIC	*	7.0	4	0	0	0	6	0	0	0	0	0	0	0	1-0	2-1	0	2.10	66
Apr 17	FLORIDA ATLANTIC-2	*	6.0	7	4	4	1	4	0	0	2	0	0	0	0	8-7	2-1	0	2.53	105
Apr 18	FLORIDA ATLANTIC	*	6.1	7	4	3	1	4	1	0	0	0	0	0	0	6-5	3-1	0	2.65	72
Apr 23	at FIU	*	7.0	3	1	1	1	2	1	0	0	0	0	0	0	3-1	4-1	0	2.41	92
Apr 24	at FIU-2	*	4.2	9	5	5	0	0	3	0	0	0	0	0	0	2-5	4-2	0	2.85	87
Apr 25	at FIU	*	5.0	6	3	2	3	1	3	1	0	0	0	0	0	7-3	5-2	0	2.85	69
Totals		10	59.0	54	27	24	18	35	12	2	3	0	0	3	0	58-55	5-2	0	2.85	-

Cailey Joyce Career Stats (Marshall)

Year	era	w-l	app	qs	cq	sho	sv	ip	h	r	er	bb	so	2b	3b	hr	bf	bavg	wp	hbp	bk	sfa	sha
2021	2.65	3-1	9	7	3	1/0	0	42.1	36	18	16	14	32	5	1	3	176	.231	0	3	0	0	3
TOTAL	2.65	3-1	9	7	3	1/0	0	42.1	36	18	16	14	32	5	1	3	176	.231	0	3	0	0	3



16 Senior - Saige Pye - INF										Stockton, California									
Career Highs										Season Highs									
At-Bats: 5 at Kentucky 3/11/20										At-Bats: 4 (11x) last at FIU 4/25									
Runs: 2 (7x) last at Chattanooga 3/20/21										Runs: 2 (2x) last at Chattanooga 3/20									
Hits: 4 at Kentucky 3/11/20										Hits: 3 (2x) last at FIU 4/24									
RBI: 7 at Kentucky 3/11/20										RBI: 4 at FIU 4/24									
Doubles: 3 vs. Florida Atlantic 4/17/21										Doubles: 3 vs. Florida Atlantic 4/17									
Triples: 1 vs. Akron 3/4/20										Triples:									
HRs: 2 at Kentucky 3/11/20										Home Runs: 1 (5x) last at FIU 4/25									
Walks: 2 vs. Bucknell 3/7/20										Walks: 1 (5x) last at Chattanooga 3/21									
HBP: 1 (3x) last vs. Bowling Green 3/5/21										HBP: 1 vs. Bowling Green 3/5									
Putouts: 2 (4x) last at Chattanooga 3/21/21										Putouts: 2 at Chattanooga 3/21									
Assists: 3 (2x) last vs. Bucknell 3/8										Assists: 2 at Chattanooga 3/20									
Career/Season										2+ Hit Games: 21/9									
										2+ HR Games: 1/0 Grand Slams: 1									
										2+ Runs Games: 7/2									
										2+ RBI Games: 13/6									
										2+ BB Games: 1/0									
										1,000 Avg. Games (at least 2-2): 3/0									
										Hitting Streaks 5+ Games: 3/1									
										Hitting Streaks 10+ Games:									
										Career Long Hitting Streak: 7 ('20 & '21)									
										Season/Current Hit Streak: 7/7									
										Career Long On Base Streak: 24 ('20)									
										Season/Current OB Streak: 12/12									

#16 PYE, Saige - 19 games (All games)

Date	Opponent	Pos	AB	R	H	RBI	2B	3B	HR	BB	SB	CS	HBP	SAC	SF	GDP	K	PO	A	E	Avg
Mar 03	AKRON-1	*dh	3	1	1	1	0	0	0	1	0	0	0	0	0	0	0	0	0	0	.333
Mar 03	AKRON-2	*dh	3	1	1	0	0	0	0	0	0	0	0	0	0	0	0	0	0	0	.333
Mar 05	BOWLING GREEN	*dh	2	0	0	0	0	0	0	0	0	0	1	0	0	0	2	0	0	0	.250
Mar 06	VALPARAISO	*dh	3	1	2	0	0	0	0	1	0	0	0	0	0	0	0	0	0	0	.364
Mar 06	SAINT FRANCIS	*dh	3	0	1	0	0	0	0	0	0	0	0	0	0	0	0	0	0	0	.357
Mar 07	SAINT FRANCIS	*dh	3	1	1	2	0	0	1	0	0	0	0	0	0	0	0	0	0	0	.353
Mar 07	VALPARAISO	*dh	4	0	0	0	0	0	0	0	0	0	0	0	0	0	2	0	0	0	.286
Mar 10	at Longwood-1	*dh	4	0	0	0	0	0	0	0	0	0	0	0	0	0	1	0	0	0	.240
Mar 10	at Longwood-2	*dh	4	2	2	1	0	0	1	0	0	0	0	0	0	0	0	0	0	0	.276
Mar 20	at Chattanooga-1	*3b	4	0	2	1	1	0	0	1	0	0	0	0	0	0	1	1	2	0	.303
Mar 20	at Chattanooga-2	*3b	4	2	2	0	0	0	0	1	0	0	0	0	0	0	0	0	0	1	.324
Mar 21	at Chattanooga	*3b/1b	3	0	0	0	0	0	0	1	0	0	0	0	0	0	0	2	0	0	.300
Apr 17	FLORIDA ATLANTIC-1	*3b/dh	4	0	2	3	0	0	0	0	0	0	0	0	0	0	0	0	1	1	.318
Apr 17	FLORIDA ATLANTIC-2	*dh	4	0	3	3	3	0	0	0	0	0	0	0	0	1	0	0	0	0	.354
Apr 18	FLORIDA ATLANTIC	*dh	3	1	1	3	0	0	1	0	0	0	0	0	0	0	1	0	0	0	.353
Apr 23	at FIU	*dh	4	1	1	1	0	0	1	0	0	0	0	0	0	0	0	0	0	0	.345
Apr 24	at FIU-1	*dh	4	1	3	4	0	0	0	0	0	1	0	0	1	0	0	0	0	0	.373
Apr 24	at FIU-2	*of/dh	4	0	2	0	0	0	0	0	0	0	0	0	0	0	0	0	0	0	.381
Apr 25	at FIU	*of/dh	4	1	2	2	1	0	1	0	0	0	0	0	0	0	0	0	0	0	.388
Totals		19gs	67	12	26	21	5	0	5	5	0	1	1	0	1	1	7	3	3	2	.388

On base pct. .432 • Slugging pct. .687

Saige Pye Career Stats (Marshall)

Year	avg	gp-gs	ab	r	h	2b	3b	hr	rbi	tb	slg%	bb	hbp	so	gdp	ob%	sf	sh	sb-att	po	a	e	fld%
2020	.463	25-25	80	20	37	6	1	8	28	69	.863	11	2	5	2	.532	1	0	0-0	11	12	2	.920
2021	.388	19-19	67	12	26	5	0	5	21	46	.687	5	1	7	1	.432	1	0	0-1	3	3	2	.750
TOTAL	.429	44-44	147	32	63	11	1	13	49	115	.782	16	3	12	3	.488	2	0	0-1	14	15	4	.879



17 Junior - Chloe Lee - OF		Tampa, Florida	
Career Highs	Season Highs	Career/Season	
At-Bats: 4 (3x) last at Charlotte 3/16	At-Bats:	2+ Hit Games: 2	
Runs: 2 at Charleston Southern 2/23	Runs: 1 (5x) last at FIU 4/24	2+ SB Games: 2	
Hits: 3 vs. Portland State 2/10	Hits:	2+ Runs Games: 1	
RBI: 1 (4x) last at Charlotte 3/16	RBI:	2+ RBI Games:	
Doubles:	Doubles:	2+ BB Games: 2	
Triples:	Triples:	1.000 Avg. Games (at least 2-2): 1	
Home Runs:	Home Runs:	Hitting Streaks 5+ Games:	
Walks: 2 (2x) last vs. Presbyterian 2/16	Walks:	Hitting Streaks 10+ Games:	
SB: 2 (2x) last vs. Presbyterian 2/16	SB:	Career Long Hitting Streak: 3 (‘19)	
Putouts: 5 vs. Cal Poly 2/9/19	Putouts:	Season/Current Hit Streak:	
Assists: 1 (3x) last vs. Hampton 2/28/20	Assists:	Career Long OB Streak: 3 (‘19)	
		Season/Current OB Streak:	

#17 LEE, Chloe - 11 games (All games)

Date	Opponent	Pos	AB	R	H	RBI	2B	3B	HR	BB	SB	CS	HBP	SAC	SF	GDP	K	PO	A	E	Avg
Mar 03	AKRON-2	pr	0	1	0	0	0	0	0	0	0	0	0	0	0	0	0	0	0	0	.000
Mar 10	at Longwood-1	pr	0	0	0	0	0	0	0	0	0	0	0	0	0	0	0	0	0	0	.000
Mar 20	at Chattanooga-2	pr	0	0	0	0	0	0	0	0	0	1	0	0	0	0	0	0	0	0	.000
Apr 09	at Middle Tennessee-1	pr	0	1	0	0	0	0	0	0	0	0	0	0	0	0	0	0	0	0	.000
Apr 09	at Middle Tennessee-2	pr	0	1	0	0	0	0	0	0	0	0	0	0	0	0	0	0	0	0	.000
Apr 10	at Middle Tennessee	pr	0	0	0	0	0	0	0	0	0	0	0	0	0	0	0	0	0	0	.000
Apr 11	at Middle Tennessee	pr	0	0	0	0	0	0	0	0	0	1	0	0	0	0	0	0	0	0	.000
Apr 17	FLORIDA ATLANTIC-2	pr	0	1	0	0	0	0	0	0	0	0	0	0	0	0	0	0	0	0	.000
Apr 23	at FIU	pr	0	0	0	0	0	0	0	0	0	0	0	0	0	0	0	0	0	0	.000
Apr 24	at FIU-1	pr	0	1	0	0	0	0	0	0	0	0	0	0	0	0	0	0	0	0	.000
Apr 24	at FIU-2	pr	0	0	0	0	0	0	0	0	0	0	0	0	0	0	0	0	0	0	.000
Totals		Ogs	0	5	0	0	0	0	0	0	0	2	0	0	0	0	0	0	0	0	.000

On base pct. .000 • Slugging pct. .000

Chloe Lee Career Stats																							
Year	avg	gp-gs	ab	r	h	2b	3b	hr	rbi	tb	slg%	bb	hbp	so	gdp	ob%	sf	sh	sb-att	po	a	e	fld%
2019	.217	50-23	60	14	13	0	0	0	4	13	.217	5	0	10	0	.277	0	2	10-13	31	1	3	.914
2020	.250	15-3	8	7	2	0	0	0	0	2	.250	2	0	2	0	.400	0	0	0-1	8	2	1	.909
2021	.000	11-0	0	5	0	0	0	0	0	0	.000	0	0	0	0	.000	0	0	0-2	0	0	0	.000
TOTAL	.221	76-26	68	26	15	0	0	0	4	15	.221	7	0	12	0	.293	0	2	10-16	39	3	4	.913



18 Freshman - Brianna McCown - P	St. Albans, West Virginia
Career Highs IP: 5.0 (2x) last at FIU 4/24 Ks: 7 vs. Bowling Green 3/5 2+ Strikeout Games: 3 5+ Strikeout Games: 2 10+ Strikeout Games: 3+ Innings Pitched Games: 3 5+ Innings Pitched Games: 2 <i>1st career win vs. Bowling Green 3/5</i> <i>1st career save</i>	Streaks: 1 Strikeout Career: 5 (4/9-24) Current: Same 2+ Strikeouts: Current: 1 5+ Strikeouts: Current: 1 10+ Strikeouts: Season: Current: 3+ IP: Current: 1 5+ IP: Current: 1

#18 MCCOWN, Brianna - 8 appearances (All games)

Date	Opponent	GS	IP	H	R	ER	BB	SO	2B	3B	HR	WP	BK	HBP	IBB	Score	W-L	Sv	ERA	NP
Mar 05	BOWLING GREEN		5.0	2	3	3	3	7	0	0	2	2	0	0	0	7-6	1-0	0	4.20	104
Mar 10	at Longwood-1		2.0	1	0	0	0	1	0	0	0	0	0	0	0	2-5	1-0	0	3.00	28
Mar 10	at Longwood-2		0.1	1	2	2	1	0	0	0	0	0	0	0	0	5-7	1-0	0	4.77	12
Apr 09	at Middle Tennessee-2		1.2	2	1	1	2	1	0	0	0	1	0	0	0	8-9	1-0	0	4.67	34
Apr 10	at Middle Tennessee		2.0	2	0	0	1	1	0	0	0	0	0	0	0	5-9	1-0	0	3.82	30
Apr 11	at Middle Tennessee		3.1	7	2	2	0	3	1	0	1	0	0	0	0	2-6	1-0	0	3.91	71
Apr 17	FLORIDA ATLANTIC-1		0.2	2	1	1	0	1	0	0	1	0	0	1	0	9-11	1-0	0	4.20	23
Apr 24	at FIU-1		5.0	5	4	1	1	5	0	1	0	0	0	0	0	12-6	2-0	0	3.50	95
Totals		0	20.0	22	13	10	8	19	1	1	4	3	0	1	0	50-59	2-0	0	3.50	-

Brianna McCown Career Stats																							
Year	era	w-l	app	qs	cq	sho	sv	ip	h	r	er	bb	so	2b	3b	hr	bf	bavg	wp	hbp	bk	sfa	sha
2021	3.50	2-0	8	0	0	0/0	0	20.0	22	13	10	8	19	1	1	4	92	.272	3	1	0	0	2
TOTAL	3.50	2-0	8	0	0	0/0	0	20.0	22	13	10	8	19	1	1	4	92	.272	3	1	0	0	2



19 RS-Fr. - Madi Garay - P	Bay City, Texas
Career Highs IP: 6.0 vs. Valparaiso 3/6 Ks: 7 vs. Valparaiso 3/6 2+ Strikeout Games: 3 5+ Strikeout Games: 1 10+ Strikeout Games: 3+ Innings Pitched Games: 2 5+ Innings Pitched Games: 1 <i>1st career win vs. Valparaiso 3/6</i> <i>1st career save vs. Saint Francis 3/7</i>	Streaks: 1 Strikeout Career: 4 (3/6-10) Current: 0 2+ Strikeouts: 3 (3/6-7) Current: 5+ Strikeouts: Current: 10+ Strikeouts: Current: 3+ IP: 2 (3/6-7) Current: 5+ IP: Current:

#19 GARAY, Madi - 6 appearances (All games)

Date	Opponent	GS	IP	H	R	ER	BB	SO	2B	3B	HR	WP	BK	HBP	IBB	Score	W-L	Sv	ERA	NP	
Mar 06	VALPARAISO	*	6.0	5	1	1	3	7	1	0	0	0	0	0	1	0	9-1	1-0	0	1.17	103
Mar 07	SAINT FRANCIS		3.0	0	0	0	0	3	0	0	0	0	0	0	0	0	2-1	1-0	1	0.78	54
Mar 07	VALPARAISO		1.1	3	2	2	2	2	1	0	0	1	0	0	0	0	4-5	1-1	1	2.03	35
Mar 10	at Longwood-2	*	2.2	7	4	4	0	1	1	0	1	0	0	1	0	0	5-7	1-1	1	3.77	52
Mar 20	at Chattanooga-1		0.2	2	5	5	2	0	0	0	1	0	0	0	0	0	9-8	1-1	1	6.15	25
Apr 09	at Middle Tennessee-2		0.2	1	2	1	1	0	0	1	0	0	0	0	0	0	8-9	1-1	1	6.35	27
Totals		2	14.1	18	14	13	8	13	3	1	2	1	0	2	0	0	37-31	1-1	1	6.35	-

Madi Garay Career Stats																							
Year	era	w-l	app	qs	cq	sho	sv	ip	h	r	er	bb	so	2b	3b	hr	bf	bavg	wp	hbp	bk	sfa	sha
2021	6.35	1-1	6	2	1	0/0	1	14.1	18	14	13	8	13	3	1	2	73	.300	1	2	0	1	2
TOTAL	6.35	1-1	6	2	1	0/0	1	14.1	18	14	13	8	13	3	1	2	73	.300	1	2	0	1	2



20 Freshman - Kat Sackett - C										Erie, Colorado									
Season Highs										Career/Season									
At-Bats: 5 at MTSU 4/9										2+ Hit Games: 4									
Runs: 2 (2x) last at MTSU 4/9										2+ Runs Games: 2									
Hits: 3 at Chattanooga 3/21										2+ RBI Games: 3									
RBI: 6 at MTSU 4/9										2+ BB Games:									
Doubles: 2 at Chattanooga 3/20										1,000 Avg. Games (at least 2-2):									
Triples:										Hitting Streaks 5+ Games: 1									
Home Runs: 2 at MTSU 4/9										Hitting Streaks 10+ Games:									
Walks: 1 at FIU 4/24										Career Long Hitting Streak: 5									
Putouts: 9 vs. Florida Atlantic 4/17										Season/Current Hit Streak: 5/2									
Assists: 2 at FIU 4/24										Career Long OB Streak: 5									
Runners Caught Stealing: 2 at FIU 4/24 (3rd & 4th inn.)										Season/Current OB Streak: 5/4									

#20 SACKETT, Kat - 19 games (All games)

Date	Opponent	Pos	AB	R	H	RBI	2B	3B	HR	BB	SB	CS	HBP	SAC	SF	GDP	K	PO	A	E	Avg
Mar 10	at Longwood-2	*c	3	0	1	0	1	0	0	0	0	0	0	0	0	0	1	5	0	0	.333
Mar 20	at Chattanooga-1	*c	4	0	1	0	1	0	0	0	0	0	0	0	0	0	0	6	0	0	.286
Mar 20	at Chattanooga-2	*c	4	0	2	2	2	0	0	0	0	0	0	0	0	0	0	5	0	0	.364
Mar 21	at Chattanooga	*c	4	2	3	5	1	0	1	0	0	0	0	0	0	0	0	8	0	0	.467
Mar 27	BELLARMINE-1	*c	3	0	1	0	1	0	0	0	0	0	0	0	0	0	0	8	0	0	.444
Mar 27	BELLARMINE-2	*c	2	0	0	1	0	0	0	0	0	0	0	0	1	0	0	6	0	0	.400
Mar 28	BELLARMINE	*c	3	0	0	0	0	0	0	0	0	0	0	0	0	0	0	2	1	0	.348
Apr 09	at Middle Tennessee-1	*c	4	2	2	6	0	0	2	0	0	0	0	0	0	0	0	3	1	0	.370
Apr 09	at Middle Tennessee-2	*c	5	0	1	0	0	0	0	0	0	0	0	0	0	0	1	1	0	0	.344
Apr 10	at Middle Tennessee	*c	4	0	1	0	0	0	0	0	0	0	0	0	0	0	1	1	1	0	.333
Apr 11	at Middle Tennessee	*c	3	0	0	0	0	0	0	0	0	0	0	0	0	0	0	4	1	0	.308
Apr 16	FLORIDA ATLANTIC	*c	3	0	0	0	0	0	0	0	0	0	0	0	0	0	0	6	1	0	.286
Apr 17	FLORIDA ATLANTIC-1	*c	3	1	1	1	0	0	1	0	0	0	0	0	0	0	0	9	0	0	.289
Apr 17	FLORIDA ATLANTIC-2	*c	3	0	0	0	0	0	0	0	0	0	0	0	0	0	1	6	1	0	.271
Apr 18	FLORIDA ATLANTIC	*c	2	1	0	0	0	0	0	0	0	0	0	0	0	0	1	5	0	0	.260
Apr 23	at FIU	*c	0	0	0	0	0	0	0	0	0	0	0	0	0	0	0	1	1	0	.260
Apr 24	at FIU-1	c	1	0	0	0	0	0	0	1	0	0	1	0	0	0	0	3	2	0	.255
Apr 24	at FIU-2	*c	3	0	1	0	0	0	0	0	0	0	0	0	0	0	0	2	0	0	.259
Apr 25	at FIU	*c	4	1	2	1	1	0	1	0	0	0	0	0	0	1	0	2	1	1	.276
Totals			18gs	58	7	16	16	7	0	5	1	0	0	1	0	1	5	83	10	1	.276

On base pct. .295 • Slugging pct. .655

Kat Sackett Career Stats																							
Year	avg	gp-gs	ab	r	h	2b	3b	hr	rbi	tb	slg%	bb	hbp	so	gdp	ob%	sf	sh	sb-att	po	a	e	fld%
2021	.276	19-18	58	7	16	7	0	5	16	38	.655	1	1	5	1	.295	1	0	0-0	83	10	1	.989
TOTAL	.276	19-18	58	7	16	7	0	5	16	38	.655	1	1	5	1	.295	1	0	0-0	83	10	1	.989



21 Junior - Rachel Pennington - OF			West Hamlin, West Virginia		
Career Highs At-Bats: 2 vs. Rider 3/2/19 Runs: 1 (35x) last at FIU 4/24/21 Hits: RBI: Doubles: Triples: Home Runs: Walks: SB: 1 (12x) last vs. FAU 4/16/21 Putouts: 1 (3x) last at No. 20 JMU 3/27/19 Assists:		Season Highs At-Bats: Runs: 1 (5x) last at FIU 4/24 Hits: RBI: Doubles: Triples: Home Runs: Walks: SB: 1 vs. FAU 4/16 Putouts: Assists:		Career/Season 2+ Hit Games: 2+ SB Games: 2+ Runs Games: 2+ RBI Games: 2+ BB Games: 1,000 Avg. Games (at least 2-2): Hitting Streaks 5+ Games: Hitting Streaks 10+ Games: Career Long Hitting Streak: Season/Current Hit Streak: Career Long OB Streak: Season/Current OB Streak:	

#21 PENNINGTON, Rachel - 14 games (All games)

Date	Opponent	Pos	AB	R	H	RBI	2B	3B	HR	BB	SB	CS	HBP	SAC	SF	GDP	K	PO	A	E	Avg
Mar 06	SAINT FRANCIS	pr	0	0	0	0	0	0	0	0	0	0	0	0	0	0	0	0	0	0	.000
Mar 07	SAINT FRANCIS	pr	0	0	0	0	0	0	0	0	0	0	0	0	0	0	0	0	0	0	.000
Mar 20	at Chattanooga-1	pr	0	1	0	0	0	0	0	0	0	0	0	0	0	0	0	0	0	0	.000
Mar 27	BELLARMINE-1	pr	0	0	0	0	0	0	0	0	0	0	0	0	0	0	0	0	0	0	.000
Apr 09	at Middle Tennessee-1	pr	0	0	0	0	0	0	0	0	0	0	0	0	0	0	0	0	0	0	.000
Apr 09	at Middle Tennessee-2	pr	0	1	0	0	0	0	0	0	0	0	0	0	0	0	0	0	0	0	.000
Apr 11	at Middle Tennessee	pr	0	0	0	0	0	0	0	0	0	0	0	0	0	0	0	0	0	0	.000
Apr 16	FLORIDA ATLANTIC	pr	0	0	0	0	0	0	0	0	1	0	0	0	0	0	0	0	0	0	.000
Apr 17	FLORIDA ATLANTIC-2	pr	0	1	0	0	0	0	0	0	0	0	0	0	0	0	0	0	0	0	.000
Apr 18	FLORIDA ATLANTIC	pr	0	1	0	0	0	0	0	0	0	0	0	0	0	0	0	0	0	0	.000
Apr 23	at FIU	pr	0	0	0	0	0	0	0	0	0	0	0	0	0	0	0	0	0	0	.000
Apr 24	at FIU-1	pr	0	1	0	0	0	0	0	0	0	0	0	0	0	0	0	0	0	0	.000
Apr 24	at FIU-2	pr	0	0	0	0	0	0	0	0	0	0	0	0	0	0	0	0	0	0	.000
Apr 25	at FIU	pr	0	0	0	0	0	0	0	0	0	0	0	0	0	0	0	0	0	0	.000
Totals		Ogs	0	5	0	0	0	0	0	0	1	0	0	0	0	0	0	0	0	0	.000

On base pct. .000 • Slugging pct. .000

Rachel Pennington Career Stats																							
Year	avg	gp-gs	ab	r	h	2b	3b	hr	rbi	tb	slg%	bb	hbp	so	gdp	ob%	sf	sh	sb-att	po	a	e	fld%
2019	.000	45-1	3	18	0	0	0	0	0	0	.000	0	0	0	0	.000	0	0	11-12	3	0	0	1.000
2020	.000	20-0	0	12	0	0	0	0	0	0	.000	0	0	0	0	.000	0	0	0-3	0	0	0	.000
2021	.000	14-0	0	5	0	0	0	0	0	0	.000	0	0	0	0	.000	0	0	1-1	0	0	0	.000
TOTAL	.000	79-1	3	35	0	0	0	0	0	0	.000	0	0	0	0	.000	0	0	12-16	3	0	0	1.000



23 Junior - Mya Stevenson - OF										Mesquite, Texas									
Career Highs										Season Highs									
At-Bats: 5 at MTSU 4/9/21										At-Bats: 5 at MTSU 4/9									
Runs: 3 (2x) last at Chattanooga 3/21/21										Runs: 3 at Chattanooga 3/21									
Hits: 4 at Charlotte 3/16/19										Hits: 2 (7x) last at FIU 4/25									
RBI: 7 (2x) last vs. Rutgers 3/8/20										RBI: 3 at Chattanooga 3/20									
Doubles: 2 (3x) last at FIU 4/24/21										Doubles: 2 (2x) last at FIU 4/24									
Triples: 1 (3x) last vs. Rhode Island 2/23/20										Triples:									
HRs: 2 (4x) last vs. Rutgers 3/8/20										Home Runs: 1 (6x) last vs. Florida Atlantic 4/17									
Walks: 3 (3x) last vs. Saint Francis 2/7/20										Walks: 2 (2x) last at Chattanooga 3/21									
SB: 1 (8x) last at MTSU 4/10/21										SB: 1 (3x) last at MTSU 4/10									
HBP: 1 (9x) last at MTSU 4/10/21										HBP: 1 (3x) last at MTSU 4/10									
Putouts: 3 (2x) last at FIU 4/24/21										Putouts: 3 at FIU 4/24									
Assists: 1 (4x) last at Kennesaw State 2/22/20										Assists:									
Career/Season										Career/Season									
2+ Hit Games: 32/7										2+ Hit Games: 32/7									
2+ HR Games: 4/0										2+ HR Games: 4/0									
2+ Runs Games: 24/6										2+ Runs Games: 24/6									
2+ RBI Games: 26/3										2+ RBI Games: 26/3									
2+ BB Games: 9/2										2+ BB Games: 9/2									
1.000 Avg. Games (at least 2-2): 6/0										1.000 Avg. Games (at least 2-2): 6/0									
Hitting Streaks 5+ Games: 5/1										Hitting Streaks 5+ Games: 5/1									
Hitting Streaks 10+ Games: 1										Hitting Streaks 10+ Games: 1									
Career Long Hitting Streak: 10 ('19)										Career Long Hitting Streak: 10 ('19)									
Season/Current Hit Streak: 7/7										Season/Current Hit Streak: 7/7									
Career Long OB Streak: 22 ('19 & '20)										Career Long OB Streak: 22 ('19 & '20)									
Season/Current OB Streak: 7/7										Season/Current OB Streak: 7/7									

#23 STEVENSON, Mya - 27 games (All games)

Date	Opponent	Pos	AB	R	H	RBI	2B	3B	HR	BB	SB	CS	HBP	SAC	SF	GDP	K	PO	A	E	Avg
Mar 03	AKRON-1	*of/dh	3	1	0	0	0	0	0	1	0	0	0	0	0	0	2	0	0	0	.000
Mar 03	AKRON-2	*of	3	0	0	0	0	0	0	0	0	0	0	0	0	0	0	0	0	0	.000
Mar 05	BOWLING GREEN	*of	3	0	0	0	0	0	0	0	0	0	0	0	0	0	1	1	0	0	.000
Mar 06	VALPARAISO	*of/dh	4	1	1	2	0	0	1	0	0	0	0	0	0	0	1	0	0	0	.077
Mar 06	SAINT FRANCIS	*of	3	0	0	0	0	0	0	0	0	0	0	0	0	0	0	0	0	0	.062
Mar 07	SAINT FRANCIS	*of	3	0	0	0	0	0	0	0	0	0	0	0	0	0	1	1	0	0	.053
Mar 07	VALPARAISO	*of	3	1	0	0	0	0	0	0	0	0	0	0	0	0	1	1	0	0	.045
Mar 10	at Longwood-1	*of	2	0	1	0	0	0	0	0	0	0	1	0	0	0	0	0	0	0	.083
Mar 10	at Longwood-2	*of	4	2	2	2	0	0	1	0	0	0	0	0	0	0	0	1	0	0	.143
Mar 20	at Chattanooga-1	*dh	3	1	2	3	0	0	1	1	0	0	0	0	0	0	1	0	0	0	.194
Mar 20	at Chattanooga-2	*dh	2	2	0	1	0	0	0	2	0	0	1	0	0	0	1	0	0	0	.182
Mar 21	at Chattanooga	*dh	2	3	1	0	1	0	0	2	1	0	0	0	0	0	0	0	0	0	.200
Mar 27	BELLARMINE-1	*of	3	0	0	0	0	0	0	0	0	0	0	0	0	0	0	0	0	0	.184
Mar 27	BELLARMINE-2	*dh	3	0	0	0	0	0	0	0	0	0	0	0	0	0	0	0	0	0	.171
Mar 28	BELLARMINE	ph	0	1	0	0	0	0	0	1	0	0	0	0	0	0	0	0	0	0	.171
Apr 09	at Middle Tennessee-1	*of	4	2	1	1	0	0	0	0	1	0	0	0	0	0	0	1	0	0	.178
Apr 09	at Middle Tennessee-2	*of	5	0	1	0	0	0	0	0	0	0	0	0	0	0	1	0	0	0	.180
Apr 10	at Middle Tennessee	*of	2	1	1	1	0	0	1	0	1	0	1	0	0	0	0	1	0	0	.192
Apr 11	at Middle Tennessee	*of	3	0	1	0	0	0	0	0	0	0	0	0	0	0	1	2	0	0	.200
Apr 16	FLORIDA ATLANTIC	*of	3	0	0	0	0	0	0	0	0	0	0	0	0	0	1	2	0	0	.190
Apr 17	FLORIDA ATLANTIC-1	*of	3	1	1	1	0	0	1	0	0	0	0	0	0	0	0	0	0	0	.197
Apr 17	FLORIDA ATLANTIC-2	*of	4	1	2	1	0	0	1	0	0	0	0	0	0	0	2	1	0	0	.215
Apr 18	FLORIDA ATLANTIC	*of	3	0	1	0	0	0	0	0	0	0	0	0	0	0	1	1	0	1	.221
Apr 23	at FIU	*of	3	2	2	0	2	0	0	1	0	0	0	0	0	0	0	1	0	0	.239
Apr 24	at FIU-1	*of	4	1	2	0	2	0	0	1	0	0	0	0	0	0	0	2	0	0	.253
Apr 24	at FIU-2	*of	3	1	2	0	1	0	0	0	0	0	0	0	0	0	0	3	0	0	.269
Apr 25	at FIU	*of	4	2	2	0	1	0	0	0	0	0	0	0	0	0	2	1	0	0	.280
Totals		26gs	82	23	23	12	7	0	6	9	3	0	3	0	0	0	16	19	0	1	.280

On base pct. .372 • Slugging pct. .585

Mya Stevenson Career Stats

Year	avg	gp-gs	ab	r	h	2b	3b	hr	rbi	tb	slg%	bb	hbp	so	gdp	ob%	sf	sh	sb-att	po	a	e	fld%
2019	.329	61-59	170	42	56	10	2	20	58	130	.765	22	3	45	0	.411	2	0	4-5	18	2	3	.870
2020	.385	25-25	78	23	30	3	1	12	36	71	.910	13	3	11	1	.489	0	0	1-3	10	2	1	.923
2021	.280	27-26	82	23	23	7	0	6	12	48	.585	9	3	16	0	.372	0	0	3-3	19	0	1	.950
TOTAL	.330	113-110	330	88	109	20	3	38	106	249	.755	44	9	72	1	.421	2	0	8-11	47	4	5	.911



28 Freshman - Kay Kay Kenney - OF										Highland Village, Texas									
Season Highs										Career/Season									
At-Bats: 2 (3x) last at FIU 2/24										2+ Hit Games:									
Runs: 2 vs. Bellarmine 3/28										2+ Runs Games: 1									
Hits: 1 (2x) last at FIU 4/24										2+ RBI Games: 1									
RBI: 2 vs. Bellarmine 3/28										2+ BB Games: 2									
Doubles:										1,000 Avg. Games (at least 2-2):									
Triples:										Hitting Streaks 5+ Games:									
Home Runs: 1 vs. Bellarmine 3/28										Hitting Streaks 10+ Games:									
Walks: 2 (2x) last vs. Bellarmine 3/28										Career Long Hitting Streak: 1									
SB: 1 vs. Valparaiso 3/7										Season/Current Hit Streak: 1/1									
Putouts: 1 (2x) last at FIU 4/24										Career Long OB Streak: 2									
Assists:										Season/Current OB Streak: 2/1									

#28 KENNEY, Kay Kay - 16 games (All games)

Date	Opponent	Pos	AB	R	H	RBI	2B	3B	HR	BB	SB	CS	HBP	SAC	SF	GDP	K	PO	A	E	Avg	
Mar 03	AKRON-1	pr	0	0	0	0	0	0	0	0	0	0	0	0	0	0	0	0	0	0	.000	
Mar 03	AKRON-2	pr	0	0	0	0	0	0	0	0	0	0	0	0	0	0	0	0	0	0	.000	
Mar 06	VALPARAISO	pr	0	0	0	0	0	0	0	0	0	0	0	0	0	0	0	0	0	0	.000	
Mar 07	VALPARAISO	pr	0	0	0	0	0	0	0	0	1	0	0	0	0	0	0	0	0	0	.000	
Mar 10	at Longwood-1	pr	0	0	0	0	0	0	0	0	0	1	0	0	0	0	0	0	0	0	.000	
Mar 20	at Chattanooga-2	pr	0	1	0	0	0	0	0	0	0	0	0	0	0	0	0	0	0	0	.000	
Mar 27	BELLARMINE-2	*of	1	1	0	0	0	0	0	2	0	0	0	0	0	0	0	0	0	0	.000	
Mar 28	BELLARMINE	*of	1	2	1	2	0	0	1	2	0	0	0	0	0	0	0	0	0	0	.500	
Apr 09	at Middle Tennessee-1	pr	0	1	0	0	0	0	0	0	0	0	0	0	0	0	0	0	0	0	.500	
Apr 09	at Middle Tennessee-2	ph	0	0	0	1	0	0	0	0	0	0	0	0	1	0	0	0	0	0	.500	
Apr 10	at Middle Tennessee	*of	2	0	0	0	0	0	0	0	0	0	0	0	0	0	2	0	0	0	.250	
Apr 17	FLORIDA ATLANTIC-1	ph	1	0	0	0	0	0	0	0	0	0	0	0	0	0	1	0	0	0	.200	
Apr 17	FLORIDA ATLANTIC-2	pr	0	0	0	0	0	0	0	0	0	0	0	0	0	0	0	0	0	0	.200	
Apr 23	at FIU	ph/of	2	0	0	0	0	0	0	0	0	0	0	0	0	0	0	0	0	0	.143	
Apr 24	at FIU-1	ph/of	2	0	1	1	0	0	0	0	0	0	0	0	0	0	0	1	0	0	.222	
Apr 24	at FIU-2	pr/of	0	0	0	0	0	0	0	0	0	0	0	0	0	0	0	1	0	0	.222	
Totals			3gs	9	5	2	4	0	0	1	4	1	1	0	0	1	0	3	2	0	0	.222

On base pct. .429 • Slugging pct. .556

Kay Kay Kenney Career Stats

Year	avg	qp-gs	ab	r	h	2b	3b	hr	rbi	tb	slg%	bb	hbp	so	gdp	ob%	sf	sh	sb-att	po	a	e	fld%
2021	.222	16-3	9	5	2	0	0	1	4	5	.556	4	0	3	0	.429	1	0	1-2	2	0	0	1.000
TOTAL	.222	16-3	9	5	2	0	0	1	4	5	.556	4	0	3	0	.429	1	0	1-2	2	0	0	1.000



34 Sophomore - Ashley Blessin - P										Plant City, Florida									
Career Highs										Season Highs									
IP: 7.0 (2x) last at Chattanooga 3/20										IP: 7.0 (2x) last at Chattanooga 3/20									
Ks: 7 (2x) last vs. Akron 3/3/21										Ks: 7 vs. Akron 3/3									
2+ Strikeout Games: 14										2+ Strikeout Games: 4									
5+ Strikeout Games: 2										5+ Strikeout Games: 1									
10+ Strikeout Games:										10+ Strikeout Games:									
3+ Innings Pitched Games: 12										3+ Innings Pitched Games: 5									
5+ Innings Pitched Games: 7										5+ Innings Pitched Games: 3									
1st career win vs. ETSU 2/22/20										1st win of year vs. Akron 3/3									
1st career save										1st save of year									
Streaks:										1 Strikeout Career: 6 (2/28-3/7)									
Current: 2										2+ Strikeouts: 6 (2/28-3/7)									
Current: 1										Current: 1									
5+ Strikeouts:										5+ Strikeouts:									
Current:										Current:									
10+ Strikeouts:										10+ Strikeouts:									
Current:										Current:									
3+ IP: 3 (3/20/21-4/9/21)										3+ IP: 3 (3/20/21-4/9/21)									
Current: 0										Current: 0									
5+ IP: 2 (3/4//20-3/7/20)										5+ IP: 2 (3/4//20-3/7/20)									
Current: 0										Current: 0									

#34 BLESSIN, Ashley - 5 games (All games)

Date	Opponent	Pos	AB	R	H	RBI	2B	3B	HR	BB	SB	CS	HBP	SAC	SF	GDP	K	PO	A	E	Avg
Mar 03	AKRON-1	*p	0	0	0	0	0	0	0	0	0	0	0	0	0	0	0	2	2	0	.000
Mar 05	BOWLING GREEN	*p	0	0	0	0	0	0	0	0	0	0	0	0	0	0	0	0	1	0	.000
Mar 20	at Chattanooga-2	*p	0	0	0	0	0	0	0	0	0	0	0	0	0	0	0	1	0	0	.000
Apr 09	at Middle Tennessee-2	p	0	0	0	0	0	0	0	0	0	0	0	0	0	0	0	0	3	0	.000
Apr 11	at Middle Tennessee	*p	0	0	0	0	0	0	0	0	0	0	0	0	0	0	0	0	1	0	.000
Totals		4gs	0	0	0	0	0	0	0	0	0	0	0	0	0	0	0	3	7	0	.000

On base pct. .000 • Slugging pct. .000

#34 BLESSIN, Ashley - 10 appearances (All games)

Date	Opponent	GS	IP	H	R	ER	BB	SO	2B	3B	HR	WP	BK	HBP	IBB	Score	W-L	Sv	ERA	NP
Mar 03	AKRON-1	*	7.0	5	4	1	1	7	0	0	0	0	0	0	0	7-4	1-0	0	1.00	115
Mar 05	BOWLING GREEN	*	1.1	3	3	3	0	0	1	1	0	0	0	0	0	7-6	1-0	0	3.36	17
Mar 07	SAINT FRANCIS	*	4.0	4	1	1	2	3	2	0	0	0	0	2	0	2-1	2-0	0	2.84	67
Mar 07	VALPARAISO		0.2	0	0	0	0	1	0	0	0	0	0	0	0	4-5	2-0	0	2.69	10
Mar 10	at Longwood-2		1.2	5	1	1	0	0	1	0	0	0	0	0	0	5-7	2-1	0	2.86	30
Mar 20	at Chattanooga-2	*	7.0	7	2	0	1	3	1	0	0	0	0	0	0	9-2	3-1	0	1.94	99
Mar 27	BELLARMINE-2	*	3.0	2	3	3	2	1	0	0	1	0	0	0	0	5-3	3-1	0	2.55	51
Apr 09	at Middle Tennessee-2		6.0	7	2	2	3	0	1	0	0	0	0	1	2	8-9	3-2	0	2.51	82
Apr 11	at Middle Tennessee	*	2.2	8	4	4	0	1	2	0	0	0	0	0	0	2-6	3-3	0	3.15	61
Apr 17	FLORIDA ATLANTIC-1	*	1.2	4	5	5	2	2	2	0	1	0	0	1	0	9-11	3-3	0	4.00	42
Totals		7	35.0	45	25	20	11	18	10	1	2	0	0	4	2	58-54	3-3	0	4.00	-

Ashley Blessin Career Stats																							
Year	era	w-l	app	gs	cq	sho	sv	ip	h	r	er	bb	so	2b	3b	hr	bf	bavq	wp	hbp	bk	sfa	sha
2020	3.45	7-0	16	10	3	2/0	0	46.2	46	29	23	21	34	6	4	1	211	.251	2	5	0	0	1
2021	4.00	3-3	10	7	2	0/0	0	35.0	45	25	20	11	18	10	1	2	167	.306	0	4	0	1	4
TOTAL	3.69	10-3	26	17	5	2/0	0	81.2	91	54	43	32	52	16	5	3	378	.276	2	9	0	1	5



40 Senior - Laney Jones - Pitcher										Doylestown, Ohio									
Career Highs **at Ashland										Season Highs									
IP: 12 vs. Grand Valley State 3/24/19**										IP: 7.0 vs. Saint Francis 3/6									
Ks: 10 at Parkside 4/6/19**										Ks: 7 vs. Saint Francis 3/6									
2+ Strikeout Games: 50 20 at MU										2+ Strikeout Games: 7									
5+ Strikeout Games: 22 7 at MU										5+ Strikeout Games: 3									
10+ Strikeout Games: 1										10+ Strikeout Games:									
3+ Innings Pitched Games: 46 19 at MU										3+ Innings Pitched Games: 7									
5+ Innings Pitched Games: 33 9 at MU										5+ Innings Pitched Games: 3									
1st career win at MU 2/7/20 vs. Bucknell										1st win of year vs. Akron 3/3									
1st career save at MU 2/15/20 vs. Ohio										1st save of year vs. Bowling Green 3/5									
Streaks:																			
1 Strikeout Career: 14 (2x)																			
Current: 0																			
2+ Strikeouts: 14 (4/6/19-5/3-19)																			
Current: 0																			
5+ Strikeouts: 5 (3/5/19-3/15/19)																			
Current: 0																			
10+ Strikeouts:																			
Current:																			
3+ IP: 12 (3/5/19-3/31/19)																			
Current: 0																			
5+ IP: 10 (4/6/19-4/26/19)																			
Current: 0																			

Ashland University stats

	APP	GS	W	L	SV	CG	IP	H	R	ER	BB	K	K/7	HR	ERA
2017-18	21	13	6	5	0	5	83.2	87	52	47	39	61	5.10	6	3.93
2018-19	31	26	15	11	1	21	178.1	166	88	55	58	137	5.38	8	2.16
Total	52	39	21	16	1	26	262.0	253	140	102	97	198	5.29	14	2.73

#40 JONES, Laney - 6 games (All games)

Date	Opponent	Pos	AB	R	H	RBI	2B	3B	HR	BB	SB	CS	HBP	SAC	SF	GDP	K	PO	A	E	Avg
Mar 07	VALPARAISO	p	0	0	0	0	0	0	0	0	0	0	0	0	0	0	0	0	2	0	.000
Mar 10	at Longwood-1	*p	0	0	0	0	0	0	0	0	0	0	0	0	0	0	0	0	1	0	.000
Mar 28	BELLARMINE	*p	0	0	0	0	0	0	0	0	0	0	0	0	0	0	0	1	0	0	.000
Apr 17	FLORIDA ATLANTIC-1	p	0	0	0	0	0	0	0	0	0	0	0	0	0	0	0	0	2	0	.000
Apr 17	FLORIDA ATLANTIC-2	p	0	0	0	0	0	0	0	0	0	0	0	0	0	0	0	1	0	0	.000
Apr 18	FLORIDA ATLANTIC	p	0	0	0	0	0	0	0	0	0	0	0	0	0	0	0	0	1	0	.000
Totals		2gs	0	0	0	0	0	0	0	0	0	0	0	0	0	0	0	2	6	0	.000

On base pct. .000 • Slugging pct. .000

#40 JONES, Laney - 14 appearances (All games)

Date	Opponent	GS	IP	H	R	ER	BB	SO	2B	3B	HR	WP	BK	HBP	IBB	Score	W-L	Sv	ERA	NP
Mar 03	AKRON-2	*	5.0	4	0	0	1	2	1	0	0	0	0	0	0	8-0	1-0	0	0.00	70
Mar 05	BOWLING GREEN		0.2	1	0	0	1	0	0	0	0	0	0	0	0	7-6	1-0	1	0.00	20
Mar 06	SAINT FRANCIS	*	7.0	2	0	0	1	7	2	0	0	1	0	1	0	2-0	2-0	1	0.00	98
Mar 07	VALPARAISO		1.0	3	2	2	0	0	0	0	0	0	0	0	0	4-5	2-0	1	1.02	15
Mar 10	at Longwood-1	*	3.2	3	5	4	4	2	1	0	0	0	0	2	0	2-5	2-1	1	2.42	104
Mar 20	at Chattanooga-1	*	4.0	4	3	3	2	5	2	0	1	0	0	1	0	9-8	2-1	1	2.95	59
Mar 27	BELLARMINE-2		1.2	0	0	0	1	2	0	0	0	0	0	0	0	5-3	3-1	1	2.74	31
Mar 28	BELLARMINE	*	5.0	2	0	0	2	1	2	0	0	0	0	0	0	10-0	4-1	1	2.25	66
Apr 09	at Middle Tennessee-1	*	1.2	4	3	2	2	0	0	0	1	0	0	0	0	10-4	4-1	1	2.60	44
Apr 10	at Middle Tennessee	*	0.2	3	4	4	1	0	1	0	0	0	0	0	0	5-9	4-2	1	3.46	22
Apr 17	FLORIDA ATLANTIC-1		3.2	4	1	1	0	3	1	0	0	0	0	0	0	9-11	4-2	1	3.29	60
Apr 17	FLORIDA ATLANTIC-2		3.0	2	3	3	1	1	0	0	0	1	0	0	1	8-7	5-2	1	3.59	49
Apr 18	FLORIDA ATLANTIC		0.2	1	1	1	0	0	0	0	1	0	0	0	0	6-5	5-2	2	3.72	7
Apr 24	at FIU-1	*	0.0	1	1	1	1	0	0	0	0	0	0	1	0	12-6	5-2	2	3.90	11
Totals		8	37.2	34	23	21	17	23	10	0	3	2	0	5	1	97-69	5-2	2	3.90	-

Laney Jones Career Stats (Marshall)

Year	era	w-l	app	gs	cq	sho	sv	ip	h	r	er	bb	so	2b	3b	hr	bf	bavg	wp	hbp	bk	sfa	sha
2020	3.62	8-2	19	12	4	1/0	4	67.2	71	41	35	30	61	8	3	4	310	.269	0	6	0	4	6
2021	3.90	5-2	14	8	3	3/0	2	37.2	34	23	21	17	23	10	0	3	171	.234	2	5	0	1	3
TOTAL	3.72	13-4	33	20	7	4/0	6	105.1	105	64	56	47	84	18	3	7	481	.257	2	11	0	5	9



43 Senior - Aly Harrell - INF										Gahanna, Ohio									
Career Highs										Season Highs									
At-Bats: 5 vs. Florida Atlantic 4/17/21										At-Bats: 5 vs. Florida Atlantic 4/17									
Runs: 3 vs. Presbyterian 2/16/19										Runs: 2 (3x) last vs. Florida Atlantic 4/18									
Hits: 4 (2x) last vs. Florida Atlantic 4/17/21										Hits: 4 vs. Florida Atlantic 4/17									
RBI: 4 (6x) last vs. Florida Atlantic 4/17/21										RBI: 4 vs. Florida Atlantic 4/17									
Doubles: 2 (3x) last vs. Florida Atlantic 4/17/21										Doubles: 2 vs. Florida Atlantic 4/17									
Triples:										Triples:									
Home Runs: 2 vs. Presbyterian 2/16/19										Home Runs: 1 (9x) last at FIU 4/24									
Walks: 4 vs. WKU 4/7/19										Walks: 2 (2x) last at Longwood 3/10									
SB: 1 (2x) last at FIU 4/24/21										SB: 1 at FIU 4/24									
HBP: 3 at No. 20 JMU 3/27/19										HBP: 2 at FIU 4/25									
Putouts: 14 at UTSA 4/7/18										Putouts: 10 at FIU 4/25									
Assists: 2 (3x) last vs. ETSU 2/21/20										Assists: 1 (10x) last at FIU 4/24									
Career/Season																			
2+ Hit Games: 38/8										2+ HR Games: 1/0 Grand Slams: 2/0									
2+ Runs Games: 16/3										2+ RBI Games: 32/7									
2+ BB Games: 33/2 2+ HBP Games: 7/1										1,000 Avg. Games (at least 2-2): 7/1									
Hitting Streaks 5+ Games: 5/1										Hitting Streaks 10+ Games:									
Career Long Hitting Streak: 7 ('20)										Season/Current Hit Streak: 6/3									
Career Long OB Streak: 24 ('19)										Season/Current OB Streak: 13/13									

#43 HARRELL, Aly - 24 games (All games)

Date	Opponent	Pos	AB	R	H	RBI	2B	3B	HR	BB	SB	CS	HBP	SAC	SF	GDP	K	PO	A	E	Avg
Mar 03	AKRON-1	*1b	4	1	2	2	0	0	0	0	0	0	0	0	0	0	1	5	0	0	.500
Mar 03	AKRON-2	*1b	3	0	2	1	1	0	0	0	0	0	0	0	0	0	0	3	1	0	.571
Mar 05	BOWLING GREEN	*1b	4	1	2	1	0	0	1	0	0	0	0	0	0	0	0	4	0	0	.545
Mar 06	VALPARAISO	*1b	4	2	3	1	0	0	1	0	0	0	0	0	0	0	0	4	0	0	.600
Mar 06	SAINT FRANCIS	*1b	3	0	0	0	0	0	0	0	0	0	0	0	0	0	2	6	0	0	.500
Mar 07	SAINT FRANCIS	*1b	1	1	0	0	0	0	0	2	0	0	0	0	0	0	0	8	1	1	.474
Mar 07	VALPARAISO	*1b	3	1	1	2	0	0	1	1	0	0	0	0	0	0	0	4	1	0	.455
Mar 10	at Longwood-1	*1b	2	1	2	1	0	0	1	2	0	0	0	0	0	0	0	5	0	0	.500
Mar 10	at Longwood-2	*1b	3	1	0	0	0	0	0	1	0	0	0	0	0	0	0	5	0	0	.444
Mar 27	BELLARMINE-1	*1b	2	0	1	0	1	0	0	1	0	0	0	0	0	0	0	2	1	0	.448
Mar 27	BELLARMINE-2	*1b	3	0	0	0	0	0	0	0	0	0	0	0	0	1	0	8	0	0	.406
Mar 28	BELLARMINE	*1b	2	1	1	2	0	0	0	1	0	0	0	0	0	0	0	4	0	0	.412
Apr 09	at Middle Tennessee-1	*1b	4	0	1	0	0	0	0	0	0	0	0	0	0	0	0	8	1	1	.395
Apr 09	at Middle Tennessee-2	*1b	4	1	1	2	0	0	1	0	0	0	1	0	0	0	0	9	0	1	.381
Apr 10	at Middle Tennessee	*1b	4	1	1	3	0	0	1	0	0	0	0	0	0	0	0	7	1	0	.370
Apr 11	at Middle Tennessee	*1b	4	0	3	1	1	0	0	0	0	0	0	0	0	0	0	6	0	0	.400
Apr 16	FLORIDA ATLANTIC	*1b	3	0	1	0	0	0	0	0	0	0	0	0	0	0	0	4	1	0	.396
Apr 17	FLORIDA ATLANTIC-1	*1b	3	1	0	1	0	0	0	1	0	0	0	0	0	0	0	5	1	0	.375
Apr 17	FLORIDA ATLANTIC-2	*1b	5	2	4	4	2	0	1	0	0	0	0	0	0	0	0	8	0	0	.410
Apr 18	FLORIDA ATLANTIC	*1b	2	2	1	2	0	0	1	1	0	0	0	0	0	0	0	7	0	0	.413
Apr 23	at FIU	*1b	3	0	0	0	0	0	0	0	0	0	1	0	0	0	0	7	1	0	.394
Apr 24	at FIU-1	*1b	4	1	2	1	1	0	0	1	1	0	0	0	0	0	0	6	1	0	.400
Apr 24	at FIU-2	*1b	3	1	1	1	0	0	1	1	0	0	0	0	0	0	0	6	0	0	.397
Apr 25	at FIU	*1b	1	1	1	0	1	0	0	1	0	0	2	0	0	0	0	10	0	0	.405
Totals		24gs	74	19	30	25	7	0	9	13	1	0	4	0	0	1	3	141	10	3	.405

On base pct. .516 • Slugging pct. .865

Aly Harrell Career Stats																							
Year	avg	gp-gs	ab	r	h	2b	3b	hr	rbi	tb	slg%	bb	hbp	so	gdp	ob%	sf	sh	sb-att	po	a	e	fld%
2018	.350	48-43	120	18	42	10	0	11	41	85	.708	23	7	9	2	.480	0	2	1-1	136	6	2	.986
2019	.338	64-64	145	35	49	10	0	14	40	101	.697	68	17	13	2	.578	2	0	0-1	459	11	7	.985
2020	.441	25-25	68	22	30	8	0	5	23	53	.779	23	6	3	0	.602	1	0	0-0	142	8	2	.987
2021	.405	24-24	74	19	30	7	0	9	25	64	.865	13	4	3	1	.516	0	0	1-1	141	10	3	.981
TOTAL	.371	161-156	407	94	151	35	0	39	129	303	.744	127	34	28	5	.546	3	2	2-3	878	35	14	.985



44 Senior - Katie Adams - C										Hurricane, West Virginia									
Career Highs										Season Highs									
At-Bats: 5 (2x) last at MTSU 4/9/21										At-Bats: 5 (2x) last at MTSU 4/9									
Runs: 2 (3x) last at Chattanooga 3/20/21										Runs: 2 (2x) last at Chattanooga 3/20									
Hits: 3 (3x) last vs. Akron 3/3/21										Hits: 3 vs. Akron 3/3									
RBI: 5 vs. Howard 2/29/20										RBI: 3 (2x) last at MTSU 4/9									
Doubles: 2 (3x) all 3 vs. Akron last 3/3/21										Doubles: 2 (2x) both vs. Akron 3/3									
Triples:										Triples:									
Home Runs: 1 (5x) last at FIU 4/25/21										Home Runs: 1 (2x) last at FIU 4/25									
Walks: 3 at Chattanooga 3/20/21										Walks: 3 at Chattanooga 3/20									
SB: 1 (3x) last vs. Akron 3/3/21										SB: 1 vs. Akron 3/3									
Putouts: 9 vs. Saint Francis 3/6/21										Putouts: 9 vs. Saint Francis 3/6									
Assists: 3 vs. Bucknell 3/7/20										Assists: 1 (3x) last at Chattanooga 3/21									
Career/Season																			
2+ Hit Games: 19/9																			
2+ HR Games:																			
2+ Runs Games: 3/2																			
2+ RBI Games: 12/4																			
2+ BB Games: 4/1																			
1,000 Avg. Games (at least 2-2): 5/4																			
Hitting Streaks 5+ Games: 2/0																			
Hitting Streaks 10+ Games: 1																			
Career Long Hitting Streak: 10 (*20)																			
Season/Current Hit Streak: 4 (2x)/4																			
Career Long OB Streak: 15 (*20)																			
Season/Current OB Streak: 6/4																			

#44 ADAMS, Katie - 25 games (All games)

Date	Opponent	Pos	AB	R	H	RBI	2B	3B	HR	BB	SB	CS	HBP	SAC	SF	GDP	K	PO	A	E	Avg
Mar 03	AKRON-1	*c	3	0	2	3	2	0	0	1	1	0	0	0	0	0	0	7	1	1	.667
Mar 03	AKRON-2	*c	3	2	3	0	2	0	0	0	0	0	0	0	0	0	0	2	1	0	.833
Mar 05	BOWLING GREEN	*c	3	0	0	0	0	0	0	0	0	0	0	0	0	0	0	7	0	0	.556
Mar 06	VALPARAISO	*c	3	0	1	0	0	0	0	1	0	0	0	0	0	0	0	8	0	0	.500
Mar 06	SAINT FRANCIS	*c	3	1	1	1	0	0	1	0	0	0	0	0	0	0	1	9	0	0	.467
Mar 07	SAINT FRANCIS	*c	3	0	0	0	0	0	0	0	0	0	0	0	0	0	0	6	0	0	.389
Mar 07	VALPARAISO	*c	3	0	1	1	0	0	0	0	0	0	0	0	0	0	0	8	0	0	.381
Mar 10	at Longwood-1	*c	3	0	0	0	0	0	0	0	0	0	0	0	0	0	0	3	0	0	.333
Mar 20	at Chattanooga-1	*1b	5	1	2	1	0	0	0	0	0	0	0	0	0	0	0	5	0	0	.345
Mar 20	at Chattanooga-2	*1b	2	2	2	1	1	0	0	3	0	0	0	0	0	0	0	3	0	0	.387
Mar 21	at Chattanooga	*1b	3	0	1	0	0	0	0	0	0	0	0	0	0	0	0	0	1	0	.382
Mar 27	BELLARMINE-1	*dh	3	0	0	0	0	0	0	0	0	0	0	0	0	0	0	0	0	0	.351
Mar 28	BELLARMINE	*dh	2	0	2	2	1	0	0	1	0	0	0	0	0	0	0	0	0	0	.385
Apr 09	at Middle Tennessee-1	*dh	4	1	2	3	1	0	0	0	0	0	0	0	0	0	0	0	0	0	.395
Apr 09	at Middle Tennessee-2	*dh	5	1	1	0	0	0	0	0	0	0	0	0	0	0	0	0	0	0	.375
Apr 10	at Middle Tennessee	*dh	4	0	1	1	1	0	0	0	0	0	0	0	0	0	0	0	0	0	.365
Apr 11	at Middle Tennessee	*dh	2	0	0	0	0	0	0	1	0	0	0	0	0	0	0	0	0	0	.352
Apr 16	FLORIDA ATLANTIC	*dh	3	0	1	0	0	0	0	0	0	0	0	0	0	0	1	0	0	0	.351
Apr 17	FLORIDA ATLANTIC-1	*dh	2	0	0	1	0	0	0	0	0	0	0	0	0	0	0	0	0	0	.339
Apr 17	FLORIDA ATLANTIC-2	ph	1	0	0	0	0	0	0	0	0	0	0	0	0	0	0	0	0	0	.333
Apr 18	FLORIDA ATLANTIC	ph	0	0	0	0	0	0	0	0	0	0	1	0	0	0	0	0	0	0	.333
Apr 23	at FIU	ph/c	2	0	2	1	0	0	0	0	0	0	0	0	0	0	0	1	0	0	.355
Apr 24	at FIU-1	*c	2	1	1	0	0	0	0	0	0	0	0	0	0	0	0	3	0	0	.359
Apr 24	at FIU-2	*dh/ph	3	0	2	1	1	0	0	0	0	0	0	0	0	0	0	0	0	0	.373
Apr 25	at FIU	*dh/ph	4	1	2	2	0	0	1	0	0	0	0	0	0	0	0	0	0	0	.380
Totals		22gs	71	10	27	18	9	0	2	7	1	0	1	0	0	0	2	62	3	1	.380

On base pct. .443 • Slugging pct. .592

Katie Adams Career Stats																							
Year	avg	gp-gs	ab	r	h	2b	3b	hr	rbi	tb	slg%	bb	hbp	so	gdp	ob%	sf	sh	sb-att	po	a	e	fld%
2018	.214	30-9	42	4	9	2	0	0	3	11	.262	5	0	8	0	.292	1	1	1-1	25	1	0	1.000
2019	.280	44-26	82	6	23	4	0	0	13	27	.329	12	2	8	0	.381	1	0	0-1	20	1	2	.913
2020	.377	21-19	61	8	23	5	0	3	16	37	.607	7	0	9	0	.441	0	0	1-1	69	5	3	.961
2021	.380	25-22	71	10	27	9	0	2	18	42	.592	7	1	2	0	.443	0	0	1-1	62	3	1	.985
TOTAL	.320	120-76	256	28	82	20	0	5	50	117	.457	31	3	27	0	.397	2	1	3-4	176	10	6	.969



55 Senior - Blakely Burch - INF

Live Oak, Florida

Career Highs * at Marshall *

At-Bats: 5 (2x) last at USC Upstate 2/9/20
Runs: 3 vs. WKU 4/7/19
Hits: 3 (3x) last at MTSU 4/27/19
RBI: 4 vs. UTSA 5/8/19
Doubles: 1 (17x) last at Kennesaw State 2/23/20
Triples: 1 (9x) last vs. ETSU 2/21/20
Home Runs: 1 (12x) last vs. Valparaiso 3/7/21
Walks: 2 (2x) last vs. EKU 2/16/19
SB: 3 vs. UMass-Lowell 2/17/18
HBP: 2 (2x) last vs. Cal Poly 2/9/19
Putouts: 10 vs. UMass-Lowell 2/17/18 (at 1st base)
Assists: 6 vs. Bellarmine 3/27/21

Season Highs

At-Bats: 4 (2x) last vs. Florida Atlantic 4/17
Runs: 2 vs. Bowling Green 3/5
Hits: 1 (6x) last vs. Bellarmine 3/27
RBI: 1 (4x) last vs. Bellarmine 3/27
Doubles:
Triples:
Home Runs: 1 (2x) last vs. Valparaiso 3/7
Walks: 1 (2x) last at Longwood 3/10
SB: 1 vs. Akron 3/3
HBP: 1 (3x) last vs. Florida Atlantic 4/16
Putouts: 3 vs. Saint Francis 3/7
Assists: 6 vs. Bellarmine 3/27

Career/Season

2+ Hit Games: 18/0
2+ SB Games: 1
2+ Runs Games: 13/1
2+ RBI Games: 11/0
2+ BB Games: 2
1,000 Avg. Games (at least 2-2): 5
Hitting Streaks 5+ Games: 2/0
Hitting Streaks 10+ Games:
Career Long Hitting Streak: 7 ('20)
Season/Current Hit Streak: 4/0
Career Long OB Streak: 19 ('18)
Season/Current OB Streak: 5/0

USC	Player	avg	gp-gs	ab	r	h	2b	3b	hr	rbi	tb	slg%	bb	hbp	so	gdp	ob%	sf	sh	sb-att	po	a	e	fld%
Upstate stats	BURCH, Blakely	.257	23-11	35	6	9	4	0	0	5	13	.371	1	0	8	0	.278	0	1	0-1	4	6	0	1.000

#55 BURCH, Blakely - 23 games (All games)

Date	Opponent	Pos	AB	R	H	RBI	2B	3B	HR	BB	SB	CS	HBP	SAC	SF	GDP	K	PO	A	E	Avg
Mar 03	AKRON-1	*3b	1	1	0	0	0	0	0	1	0	0	1	0	0	0	0	1	3	1	.000
Mar 03	AKRON-2	*3b	2	1	1	0	0	0	0	0	1	0	0	0	0	0	0	0	0	0	.333
Mar 05	BOWLING GREEN	*3b	3	2	1	1	0	0	1	0	0	0	0	0	0	0	0	1	1	0	.333
Mar 06	VALPARAISO	*3b	3	1	1	1	0	0	0	0	0	0	0	0	0	0	0	2	2	1	.333
Mar 06	SAINT FRANCIS	*3b	2	0	1	0	0	0	0	0	0	0	0	0	0	0	0	2	1	2	.364
Mar 07	SAINT FRANCIS	*3b	2	0	0	0	0	0	0	0	0	0	0	0	0	0	1	3	4	0	.308
Mar 07	VALPARAISO	*3b	3	1	1	1	0	0	1	0	0	0	0	0	0	0	0	0	2	0	.312
Mar 10	at Longwood-1	*3b	2	0	0	0	0	0	0	1	0	0	0	0	0	0	0	2	1	0	.278
Mar 10	at Longwood-2	*3b	3	0	0	0	0	0	0	0	0	0	0	0	0	0	0	2	2	0	.238
Mar 27	BELLARMINE-1	*3b	2	0	0	0	0	0	0	0	0	0	0	1	0	0	0	2	1	0	.217
Mar 27	BELLARMINE-2	*3b	3	0	1	1	0	0	0	0	0	0	0	0	0	0	0	1	6	0	.231
Mar 28	BELLARMINE	*3b	2	0	0	0	0	0	0	0	0	0	0	0	0	0	0	0	2	0	.214
Apr 09	at Middle Tennessee-1	*3b	3	0	0	0	0	0	0	0	0	1	0	0	0	0	0	0	1	0	.194
Apr 09	at Middle Tennessee-2	*3b	4	0	0	0	0	0	0	0	0	0	0	0	0	0	0	1	0	0	.171
Apr 10	at Middle Tennessee	*3b	1	0	0	0	0	0	0	0	0	0	0	0	0	0	1	0	1	0	.167
Apr 11	at Middle Tennessee	*3b	2	1	0	0	0	0	0	0	1	0	1	0	0	0	0	0	1	0	.158
Apr 16	FLORIDA ATLANTIC	*3b	1	1	0	0	0	0	0	0	0	0	1	0	0	0	0	2	1	0	.154
Apr 17	FLORIDA ATLANTIC-1	3b	1	0	0	0	0	0	0	0	0	0	0	0	0	0	0	0	2	0	.150
Apr 17	FLORIDA ATLANTIC-2	*3b	4	0	0	0	0	0	0	0	0	0	0	0	0	0	3	2	2	0	.136
Apr 18	FLORIDA ATLANTIC	ph	0	0	0	0	0	0	0	0	0	0	0	0	0	0	0	0	0	0	.136
Apr 23	at FIU	3b	0	0	0	0	0	0	0	1	0	0	0	0	0	0	0	0	0	0	.136
Apr 24	at FIU-1	ph/3b	2	0	0	0	0	0	0	0	0	0	0	0	0	0	1	1	0	1	.130
Apr 24	at FIU-2	ph/3b	1	0	0	0	0	0	0	0	0	0	0	0	0	0	0	0	0	0	.128
Totals		18gs	47	8	6	4	0	0	2	3	2	1	3	1	0	0	6	22	33	5	.128

On base pct. .226 • Slugging pct. .255

Blakely Burch Career Stats (Marshall)

Year	avg	gp-gs	ab	r	h	2b	3b	hr	rbi	tb	slg%	bb	hbp	so	gdp	ob%	sf	sh	sb-att	po	a	e	fld%
2018	.220	48-43	118	12	26	5	1	0	11	33	.280	10	6	25	1	.311	1	2	11-15	103	69	8	.956
2019	.257	62-60	171	43	44	9	7	8	35	91	.532	14	16	23	2	.366	1	3	6-6	58	111	16	.914
2020	.293	14-14	41	7	12	3	1	2	8	23	.561	2	2	7	0	.348	1	1	1-1	15	7	2	.917
2021	.136	20-18	44	8	6	0	0	2	4	12	.273	2	3	5	0	.224	0	1	2-3	21	33	4	.931
TOTAL	.235	144-135	374	70	88	17	9	12	58	159	.425	28	27	60	3	.331	3	7	20-25	197	220	30	.933



77 Senior - Madison Whitaker - INF New Palestine, Indiana		
Career Highs **at Wright State At-Bats: 5 (4x) last at MTSU 4/9/21 Runs: 3 (2x) last vs. Bellarmine 3/28/21 Hits: 3 (3x) last at Chattanooga 3/20/21 RBI: 4 (2x) last vs. S. Carolina St. 3/2/19** Doubles: 2 vs. Dayton 4/9/19** Triples: 1 (2x) last vs. Dayton 3/20/19** Home Runs: 1 (9x) last vs. Bellarmine 3/28/21 Walks: 2 (4x) last at Youngstown St. 4/16/19** SB: 1 (3x) last vs. UL-Monroe 2/10/19** Putouts: 6 at MTSU 4/9/21 Assists: 8 at MTSU 4/9/21	Season Highs At-Bats: 5 (2x) last at MTSU 4/9 Runs: 3 vs. Bellarmine 3/28 Hits: 3 at Chattanooga 3/20 RBI: 2 at Chattanooga 3/20 Doubles: 1 (4x) last at FIU 4/24 Triples: Home Runs: 1 vs. Bellarmine 3/28 Walks: 1 (2x) last at MTSU 4/10 SB: Putouts: 6 at MTSU 4/9 Assists: 8 at MTSU 4/9	Career/Season 2+ Hit Games: 23/1 2+ Runs Games: 6/1 2+ RBI Games: 13/1 2+ BB Games: 4 1,000 Avg. Games (at least 2-2): 2 Hitting Streaks 5+ Games: 2 ('19) Hitting Streaks 10+ Games: Career Long Hitting Streak: 6 ('19) Season/Current Hit Streak: 4/0 Career Long OB Streak: 6 (at Marshall) Season/Current OB Streak: 6/0

Wright State Hitting stats

Year	GP/GS	Avg.	AB	R	H	2B	3B	HR	RBI	TB	BB	HBP	K	SF	SB	OBP	SLG	FLD%
2018	53/53	0.244	168	16	41	8	1	3	23	60	9	1	15	1	2/3	0.285	0.357	0.911
2019	49/49	0.278	158	27	44	8	1	5	30	69	17	1	19	3	1/1	0.346	0.437	0.884
2020	4/3	0.167	6	0	1	0	0	0	0	1	0	0	0	0	0	0.167	0.167	0.833
Totals	106/105	0.259	332	43	86	16	2	8	53	130	26	2	34	4	3/4	0.313	0.392	

#77 WHITAKER, Madison - 21 games (All games)

Date	Opponent	Pos	AB	R	H	RBI	2B	3B	HR	BB	SB	CS	HBP	SAC	SF	GDP	K	PO	A	E	Avg
Mar 03	AKRON-1	*2b	1	0	0	0	0	0	0	0	0	0	0	0	0	0	0	1	0	0	.000
Mar 05	BOWLING GREEN	ph/2b	2	1	0	0	0	0	0	0	0	0	0	0	0	0	1	1	0	0	.000
Mar 06	VALPARAISO	ph	1	0	0	0	0	0	0	0	0	0	0	0	0	0	0	0	0	0	.000
Mar 06	SAINT FRANCIS	*2b	2	0	0	0	0	0	0	0	0	0	0	0	0	0	0	0	2	0	.000
Mar 10	at Longwood-1	ph/2b	2	0	1	1	0	0	0	0	0	0	0	0	0	0	0	1	2	0	.125
Mar 20	at Chattanooga-2	*2b	5	0	3	2	1	0	0	0	0	0	0	0	0	0	0	1	2	0	.308
Mar 21	at Chattanooga	*2b	3	0	1	1	1	0	0	0	0	0	0	0	0	0	0	1	0	0	.312
Mar 27	BELLARMINE-1	*2b	3	0	1	0	1	0	0	0	0	0	0	0	0	0	1	1	0	0	.316
Mar 27	BELLARMINE-2	*2b	2	0	0	0	0	0	0	0	0	0	0	0	0	0	0	2	0	0	.286
Mar 28	BELLARMINE	*ss	2	3	1	1	0	0	1	0	0	0	1	0	0	0	0	1	2	0	.304
Apr 09	at Middle Tennessee-1	*2b	3	0	0	0	0	0	0	0	0	0	0	0	0	0	0	4	2	0	.269
Apr 09	at Middle Tennessee-2	*2b/ss	5	1	0	0	0	0	0	0	0	0	0	0	0	0	0	6	8	0	.226
Apr 10	at Middle Tennessee	*ss/2b	2	0	0	0	0	0	0	1	0	0	0	0	0	0	1	5	0	1	.212
Apr 11	at Middle Tennessee	*ss	3	0	1	0	0	0	0	0	0	0	0	0	0	0	0	1	1	0	.222
Apr 17	FLORIDA ATLANTIC-1	ph	1	0	0	0	0	0	0	0	0	0	0	0	0	0	0	0	0	0	.216
Apr 17	FLORIDA ATLANTIC-2	*2b	2	0	0	0	0	0	0	0	0	0	0	0	0	0	0	2	0	0	.205
Apr 18	FLORIDA ATLANTIC	ph	1	0	0	0	0	0	0	0	0	0	0	0	0	0	0	0	0	0	.200
Apr 23	at FIU	ph	1	0	0	0	0	0	0	0	0	0	0	0	0	0	0	0	0	0	.195
Apr 24	at FIU-1	ph	1	0	1	1	1	0	0	0	0	0	0	0	0	0	0	0	0	0	.214
Apr 24	at FIU-2	ph/ss	1	0	0	0	0	0	0	0	0	0	0	0	0	0	0	1	0	0	.209
Apr 25	at FIU	ph	1	0	0	0	0	0	0	0	0	0	0	0	0	0	0	0	0	0	.205
Totals		12gs	44	5	9	6	4	0	1	2	0	0	1	0	0	0	3	28	19	1	.205

On base pct. .255 • Slugging pct. .364

Madison Whitaker Career Stats (Marshall)

Year	avg	gp-gs	ab	r	h	2b	3b	hr	rbi	tb	slg%	bb	hbp	so	gdp	ob%	sf	sh	sb-att	po	a	e	fld%
2021	.205	21-12	44	5	9	4	0	1	6	16	.364	2	1	3	0	.255	0	0	0-0	28	19	1	.979
TOTAL	.205	21-12	44	5	9	4	0	1	6	16	.364	2	1	3	0	.255	0	0	0-0	28	19	1	.979

2021 Marshall Thundering Herd TV/Radio Roster



1 Grace Chelemen - Jr., OF
Woodhaven, Mich.



2 Paige Halliwill - Fr., OF
Mogadore, Ohio



3 Armani Brown - Sr., IF
Elk Grove, Calif.



4 Sierra Huerta - Gr., IF
Fillmore, Calif.



5 Megan Stauffer - Sr., P
Lansdale, Pa.



7 Amaya Lee - Fr., IF
Concord, Calif.



9 Camryn Michallas - Jr, IF
Huntington, W.Va.



11 Carson Lyon - R-So., OF
Monroe, La.



14 Cailey Joyce - R-So., P
Mechanicsburg, Pa.



16 Saige Pye - Sr., IF
Stockton, Calif.



17 Chloe Lee - Jr., OF
Tampa, Fla.



18 Brianna McCown - Fr., P
St. Albans, W.Va.



19 Madi Garay - R-Fr., P
Bay City, Texas



20 Kat Sackett - Fr., C
Erie, Colo.



21 Rachel Pennington - Jr., OF
West Hamlin, W.Va.



23 Mya Stevenson - Jr., OF
Plant City, Fla.



28 Kay Kay Kenney - Fr., OF
Highland Village, Texas



34 Ashley Blessin - So., P
Plant City, Fla.



40 Laney Jones - Sr., P
Doylestown, Ohio



43 Aly Harrell - Sr., IF
Gahanna, Ohio



44 Katie Adams - Sr., C
Hurricane, W.Va.



55 Blakely Burch - R-Sr., IF
Live Oak, Fla.



77 Madison Whitaker - Sr., IF
New Palestine, Ind.



Head Coach
Megan Smith Lyon - 3rd Season



Assistant Coach
Corey Lyon - 3rd Season



Assistant Coach
Maddie Holub - 3rd Season



Volunteer Assistant
Sam Boone - 1st Season



Graduate Manager
Kayla DeSchepper - 2nd Season



Athletic Trainer
Becky Kaliher - 2nd Season