



2021 SCHEDULE 12-7, 1-3 C-USA

Date	Opponent	Time
Winthrop Kickoff - Rock Hill, S.C.		
2/19	Winthrop	Canceled
2/19	Bowling Green	Canceled
2/20	Furman	Canceled
2/20	Stony Brook	Canceled
2/21	Furman	Canceled
Chanticleer Showdown - Conway, S.C.		
2/26	Charleston Southern	Canceled
2/26	Coastal Carolina	Canceled
2/27	Coastal Carolina	Canceled
2/27	Charleston Southern	Canceled
2/28	Lipscomb	Canceled
3/3	Akron	W, 7-4
3/3	Akron	W, 8-0 (5)
Thundering Herd Round Robin		
3/5	Bowling Green	W, 7-6
3/6	Valparaiso	W, 9-1 (6)
3/6	St. Francis	W, 2-0
3/7	St. Francis	W, 2-1
3/7	Valparaiso	L, 5-4
3/10	at Longwood	L, 5-2
3/10	at Longwood	L, 7-5
3/20	at Chattanooga	W, 9-8
3/20	at Chattanooga	W, 9-2
3/21	at Chattanooga	W, 8-1
3/25	at Akron	Postponed (weather)
3/25	at Akron	Postponed (weather)
3/27	Bellarmine	L, 3-1
3/27	Bellarmine	W, 5-3
3/28	Bellarmine	W, 10-0 (5)
4/1	WKU*	Postponed
4/2	WKU*	Postponed
4/2	WKU*	Postponed
4/3	WKU*	Postponed
4/9	at Middle Tennessee*	W, 10-4
4/10	at Middle Tennessee*	L, 9-8 (10)
4/10	at Middle Tennessee*	L, 9-5
4/11	at Middle Tennessee*	L, 6-2
4/16	Florida Atlantic*	1:00 PM
4/17	Florida Atlantic*	1:00 PM
4/17	Florida Atlantic*	3:00 PM
4/18	Florida Atlantic*	12:00 PM
4/23	at FIU*	5:00 PM
4/24	at FIU*	1:00 PM
4/24	at FIU*	3:30 PM
4/25	at FIU*	11:00 AM
5/7	at Charlotte*	5:00 PM
5/8	at Charlotte*	1:00 PM
5/8	at Charlotte*	4:00 PM
5/9	at Charlotte*	12:00 PM

Conference USA Tournament
May 12-15 in Bowling Green, Ky.

Key

* C-USA Game

Home Games at Dot Hicks Field in **Bold & Green**

All Times are Eastern

The Journey of Team 28

2021 Conference USA

FAU: 19 all-time meetings, MU leads series 18-1, last meeting April 27-8, 2019, MU swept the series



The Florida Atlantic Owls are 8-23 this season and have started 3-5 in Conference USA play. The Owls opened C-USA action splitting with FIU. Both teams grabbed an 8-0 victory from the first two games. FAU then won 7-3 before falling 7-4 in game four. The Owls then dropped three-of-four to Charlotte at home, getting outscored 19-10. FAU won game three 5-4 with a walkoff, after the contest was suspended in the bottom of the sixth due to bad weather Saturday night. The teams resumed the game Sunday morning and Florida Atlantic started the bottom of the seventh with a double from Fayth Davis. Gretchen Ebert then reached first on a throwing error from third that allowed Davis to score for the walkoff victory. FAU's offense is batting .242 and has been outscored 156-91. The team leads the conference in triples with 10, 27th in the NCAA in triples per game (.32), and freshman Kaitlyn Cunningham is tied for the second-most triples in the country with five. Cunningham is also the only batter hitting over .300 (.301) this season, and has 28 hits with 12 runs scored. Sara Bertiaume is second in batting average (.284), triples (3) and runs scored (10). Fifth-year senior Kaitlyn Burke leads the Owls with three home runs and 12 RBI and is second with 24 hits. FAU has used four pitchers in 2021 that have a combined ERA of 4.63 with opponents batting .290 against them. Lynn Gardner has been the main arm with 100.2 innings pitched, a 3.96 ERA, 5-10 record and 58 strikeouts. Donnie Gobourne has tossed 49.2 innings, has a 4.65 ERA, a 2-8 record and 33 strikeouts. Abigail Morgan has 37.1 innings and a 7.13 ERA. Kara Lokeinsky has thrown 19.1 innings with a 3.26 ERA.

MUSB Starters from previous game

Player	Avg.	AB	R	H	2B	3B	HR	RBI	BB (HBP)
1. LF Grace Chelemen	.390	59	12	23	4	0	2	12	5 (3-7 SB)
2. 1B Aly Harrell	.400	50	11	20	3	0	6	16	8 (1)
3. DP Katie Adams	.352	54	8	19	8	0	1	13	7 (0)
7. RF Mya Stevenson	.200	55	15	11	1	0	4	10	7 (3-3 SB)
4. C Kat Sackett	.308	39	4	12	6	0	3	14	0 (0)
6. CF Paige Halliwill	.255	55	8	14	3	1	4	13	6 (5)
5. SS Madison Whitaker	.222	36	5	8	3	0	1	5	2 (1)
8. 3B Blakely Burch	.158	38	7	6	0	0	2	4	2 (2)
9. 2B Armani Brown	.323	31	9	10	2	0	0	2	3 (1)

Pitchers (by innings pitched)

Player	W-L	ERA	App	GS	CG	IP	R	ER	K
Ashley Blessin	3-3	3.15	9	6	2	33.1	20	15	16
Laney Jones	4-2	3.46	10	7	3	30.1	17	15	19
Cailey Joyce	1-1	2.74	6	4	2	23.0	10	9	18
Brianna McCown	1-0	3.91	6	0	0	14.1	8	7	13
Madi Garay	1-1	6.35	6	2	1	14.1	14	13	13
Megan Stauffer	2-0	0.64	5	0	0	11.0	5	1	4



Dot Hicks Field



General/Media Information

#MUSB

General Information

Location (Founded) Huntington, W.Va. (1837)
 Enrollment 13,631
 Affiliation NCAA Division I
 Conference USA
 Nickname Thundering Herd
 Colors Kelly Green and White
 Mascot Marco, The Buffalo
 President Dr. Jerry A. Gilbert
 Athletics Director Mike Hamrick
 Assoc. AD/SWA Beatrice Crane Banford
 Home Field (Capacity) . Dot Hicks Field (1,000)

Softball History

First Year 1994
 All-Time Record 816-661-3
 All-Time C-USA Record 175-152-3
 C-USA Tourn. Appearances 13
 C-USA Tourn. Record 16-15

Softball Staff

Head Coach Megan Smith Lyon
 Alma Mater North Carolina ['99]
 Year at Marshall 3rd
 Career Record 465-301
 MU Record 72-36
 Assistant Coach Corey Lyon
 Previous School UL-Monroe
 Year at Marshall 3rd
 Assistant Coach Maddie Holub
 Alma Mater [Fort Hays State '13]
 Year at Marshall 3rd
 Volunteer Assistant Sam Boone
 Year at Marshall 1st
 Athletic Trainer Becky Kaliher
 Year at Marshall 2nd

Softball Media

Softball Contact Scott Hall
 Office Phone 304-696-4662
 Cell Phone 540-539-2032
 Email hall133@marshall.edu
 Asst. AD, Media Relations Jason Corriher
 Fax Number 304-696-2325
 Mailing Address 1801 Third Avenue
 Cam Henderson Center, Room 2035
 Huntington, W.Va. 25703
 Softball Office Phone 304-696-4370
 Softball Facebook facebook.com/herdsoftball
 Softball Twitter @HerdSB
 Website HerdZone.com
 Twitter @HerdSB

Radio

Tune in to 88.1 WMUL-FM for coverage all season long of Marshall Softball. Fans can tune in online at www.marshall.edu/wmul by clicking one of the Live Streams on the front page. Select games in early season tournaments to be simulcast using Facebook Live.

2021 Team Facts

Letterwinners Returning/Lost 17/4
 Starting Position Players Returning/Lost 8/0
 Pitchers Returning/Lost 2/1
 Newcomers 11

Key Returners

R-Sr. IF Blakely Burch
 .293/.14 GS/12 H/7 R/6 XBH/8 RBI/.561 Slg
Grad. IF Sierra Huerta
 .359/.25 GS/28 H/27 R/8 2B/9 HR/26 RBI/.833 Slg %
Sr. IF Aly Harrell
 .441/.25 GS/30 H/22 R/8 2B/5 HR/23 RBI/.602 OB %
Sr. IF Armani Brown
 .347/.25 GS/25 H/13 R/3-4 SB/.931 Fld %
Sr. IF Saige Pye
 .463/.25 GS/37 H/20 R/6 2B/8 HR/28 RBI/.863 Slg %
Sr. P Laney Jones
 8-2/3.62 ERA/19 APP/12 GS/4 CG/67.2 IP/61 K
Sr. C Katie Adams
 .377/.19 GS/23 H/8 R/5 2B/ 3 HR/16 RBI/.607 Slg %
Jr. OF Mya Stevenson
 .385/.25 GS/30 H/23 R/3 2B/12 HR/36 RBI/.910 Slg %
Jr. OF Grace Chelemen
 .293/.20 GS/17 H/16 R/2 3B/1 HR/6-7 SB/.414 Slg %
So. P Ashley Blessin
 7-0/3.45 ERA/16 APP/10 GS/3 CG/46.2 IP/34 K

Key Players Lost

2020 Sr. P Kailee Williamson
 2-3/6.27 ERA/10 APP/3 GS/1 CG/22.1 IP/13 K
2020 Sr. C Haleigh Christopher
 .237/.19 GS/14 H/8 R/2 2B/6 HR/17 RBI/.576 Slg %

Newcomers

IF Camryn Michallas* (Gulf Coast State College)
 P Cailey Joyce* (La Salle University)
 P Madi Garay* (Louisiana University)
 IF Madison Whitaker* (Wright State)
 OF Paige Halliwill - freshman
 IF Amaya Lee - freshman
 P Brianna McCown - freshman
 C Kat Sackett - freshman
 OF Mikaila "Kay Kay" Kenney - freshman
 * - transfer

Media Guidelines

All media requests for Marshall University softball must be coordinated with Scott Hall, Associate Director for Sports Information. To schedule an interview, please contact Scott through one of the means provided. Please keep in mind that class schedules, practices and travel days are subject to change, so it is important to make contact for an interview as soon as possible to ensure schedules do not conflict.

Game Day

Due to COVID-19 restrictions, there will be no access to players or coaches on game day. A postgame Zoom link will be made available to those interested and sent out by Scott Hall. Press box space will be restricted and off limits to media, except for visiting SIDs. If you have any questions, please contact Scott Hall.

Softball Social Media
 Twitter: @HerdSB @HerdZone
 Facebook: Marshall University Softball
 & Marshall University Athletics
 Instagram: HerdSB & HerdZone



CUSA TV

RULES FOR FAN ATTENDANCE AT MARSHALL SOFTBALL HOME GAMES IN 2021:

Due to COVID 19 protocols, infield seating is reserved, and unavailable to the general public this season. However, we welcome our fans to arrive early to cheer on MUSB from the outfield, where spectators may view games as space allows.

2021 *THUNDERING HERD*™ Roster

No.	Name	Yr.	B/T	Pos.	Hometown/Last School
1	Grace Chelemen	Jr.	L/R	OF	Woodhaven, Mich./University of Michigan
2	Paige Halliwill	Fr.	L/L	OF	Mogadore, Ohio/Mogadore HS
3	Armani Brown	Sr.	L/R	INF	Elk Grove, Calif./Cosumnes Oaks HS
4	Sierra Huerta	Gr.	R/R	INF	Fillmore, Calif./Moorpark College
5	Megan Stauffer	Sr.	R/R	P	Lansdale, Pa./Monmouth University
7	Amaya Lee	Fr.	R/R	INF	Concord, Calif./North Gate HS
9	Camryn Michallas	Jr.	R/R	INF	Huntington, W.Va./Gulf Coast State College (Fla.)
11	Carson Lyon	R-So.	R/R	OF	Monroe, La./Sterlington HS
14	Cailey Joyce	R-So.	R/R	P	Mechanicsburg, Pa./La Salle University
16	Saige Pye	Sr.	R/R	INF	Stockton, Calif./Georgia Tech
17	Chloe Lee	Jr.	L/R	OF	Tampa, Fla./Wharton HS
18	Brianna McCown	Fr.	R/R	P	St. Albans, W.Va./St. Albans HS
19	Madi Garay	R-Fr.	R/R	P	Bay City, Texas/University of Louisiana
20	Kat Sackett	Fr.	L/L	C	Erie, Colo./Erie HS
21	Rachel Pennington	Jr.	R/R	OF	West Hamlin, W.Va./Lincoln County HS
23	Mya Stevenson	Jr.	R/L	OF	Mesquite, Texas/Mesquite Poteet HS
28	Kay Kay Kenney	Fr.	R/R	OF	Highland Village, Texas/Marcus HS
34	Ashley Blessin	So.	R/R	P	Plant City, Fla./Plant City HS
40	Laney Jones	Sr.	R/R	P	Doylestown, Ohio/Ashland University
43	Aly Harrell	Sr.	L/L	INF	Gahanna, Ohio/Gahanna Lincoln HS
44	Katie Adams	Sr.	L/R	C	Hurricane, W.Va./Hurricane HS
55	Blakely Burch	R-Sr.	R/R	INF	Live Oak, Fla./USC Upstate
77	Madison Whitaker	Sr.	R/R	INF	New Palestine, Ind./Wright State

Staff

Head Coach: Megan Smith Lyon (3rd season)
 Assistant Coach: Corey Lyon (3rd season)
 Assistant Coach: Maddie Holub (3rd season)
 Volunteer Assistant: Sam Boone (1st season)
 Graduate Manager: Kayla DeSchepper (2nd season)
 Athletic Trainer: Becky Kaliher (2nd season)

Pronunciation Guide

Grace CHELEMEN	Chell-UH-men
Paige HALLIWILL	HALL-uh-WILL
Sierra HUERTA	WHERE-tuh
Megan STAUFFER	STAW-fer
CAMRYN MICHALLAS	CAM-rin Muh-HALL-iss (C is silent)
Saige PYE	Pie
BRIANNA McCown	BREE-anne-uh
Madi Garay	GUH-ray
ALY HARRELL	Al-ee HAIR-ull
Maddie HOLUB	Hall-ubb





Marshall Softball Talking Points



#1 Grace Chelemen, Jr., OF, Woodhaven, Mich.
- Appeared in all 19 games with 18 starts. Batting .390, 23 hits, 12 runs & has 2 HRs. Tied for lead with 3 stolen bases.
- Great weekend vs. Bellarmine 8-of-10 at the plate (.800), 3 runs, 2 2Bs, 3 RBI. Reached base safely in 9-straight plate appearances & was 4-for-4 in game 2. Avg. rose from .314 to .422.
- Diving catch bottom 7th at MTSU helped game go to extras.
- 1st HR of '21 was game-ender vs. Akron in the 5th.
- Smacked 1st career home run at No. 11 Kentucky in 2020.
- 1st Herd appearance vs. Saint Francis (2/7) & 1st start at Chattanooga (2/14). Played in all 25 games with 20 starts in OF.
- Diving catch at Kennesaw State (Feb. 23) featured as Top 5 Play of the Week by NCAA Softball.
- Transfer from University of Michigan, joined Marshall just before spring 2020 semester.
- Played 36 games, 1 start at Michigan in 2019. Made collegiate debut vs. No. 5 Florida (2/9). 1st career hit in 1st at-bat at USF (2/9). Played against IMU in NCAA Regionals



#2 Paige Halliwill, Fr., OF, Mogadore, Ohio
- Appeared in all 19 games with 18 starts in CF.
- 8-of-13 hits for extra bases, 4 HRs, 3Bs & 1 3B. Slugging .564.
- Great beginning to collegiate career with HR as 1st hit vs. Akron. Hit 2nd HR in game 2 of Akron DH. Leads MU 13 RBI.
- 1st 5 career hits all went for extra bases (HR, HR, 2B, 3B & HR). Had extra base hit in 5-straight games as well tied for 2nd-longest streak in program history. 1st player in MU history to begin career with 5-straight games with extra base hit.
- Attended Mogadore HS had decorated career.
- 3x 1st all-Conference, 2x 1st team all-district, 2019 Golden Glove Award, 2019 Conference Player of the Year & 2nd team all-state. Helped lead team to conference title.
- Name is listed throughout her school's record book.
- Bat .640 in 2019 (school record)
- Top 2 single-season runs scored 46 (2019) & 39 (2017).
- School's all-time leader in runs, batting average & triples.
- Also lettered in volleyball (3x) & basketball (2x).



#3 Armani Brown, Sr., IF, Elk Grove, Calif.
- Splitting time at 2B with Madison Whitaker. Has appeared in 18 games with 11 starts, hitting .323 with 9 runs & 2 doubles.
- Smooth defender.
- Was 4-of-9 (.444) at MTSU, raised season avg. from .273 to .323. Had clutch RBI 1B late in game two. Scored 3 runs.
- 3-for-3 with a 2B vs. Valparaiso (3/7).
- Bat .347, 25 hits, 13 runs, 7 RBI & 3 SB in 2020.
- Started all 25 games 6 at SS & 19 at 2B in 2020.
- Contributed to 2 double plays at No. 11 Kentucky.
- Reached base safely in 19-straight games (2/7-3/4) & in 22-of-25 games in 2020. 8 multi-hit games & 3-for-3 vs. Indiana State.
- Season-high 2 RBI at Norfolk State (3/1) & vs. Rutgers (3/7).
- Played & started in 62 games in 2019, tied for second-most in MUSB history, all at second base.
- 2nd with 52 hits, also scored 30 runs (2019).
- .954 fielding percentage in 197 chances (2019).
- Hit 1st career 3B at Middle Tennessee (April 27, 2019).



2021 C-USA
Preseason Team Selection

#4 Sierra Huerta, Gr., IF, Fillmore, Calif.
- Started 16 games at SS. Hitting .378 & slugging .838.
- 6 HBPs in 2021 and 42 in her career.
- Reached base 4-straight times with 2 HBPs, BB & 1B at MTSU before leaving early in game 2 due to injury.
- Hit HR in game 2 vs. Bellarmine that was the 150th by MUSB in Coach Smith Lyon's tenure (103rd game).
- Missed 1st start & game in MU career, game 3 vs. Bellarmine with hand injury. Had previously started all 103 games since transfer from Moorpark College before 2019 season.
- .359, 28 hits, 27 runs, 8 2Bs, 9 HRs, 26 RBI, .833 SLG% (2020).
- Hit grand slam at No. 11 Kentucky.
- Started all 25 games 6 at 2B & 19 at SS.
- Opened 2020 with .556 avg., 5 hits, 3 runs, 4 RBI, 1 2B, 3 HRs & slugged 1.667 at USC-Upstate Town.
- Career-high 2 HRs vs. Bucknell & Delaware State.
- 2019 Led nation in HBPs with team record 30, also tied for 12th most in NCAA history.
- Led Herd 131 assists, 5th most in MUSB history.
- Finished 2019 with just 2 errors in final 28 games (4/6-5/18), 103 chances a .981 fielding %.
- Started all 64 games (2019), tied for 1st MUSB history.



#5 Megan Stauffer, Jr., P, Lansdale, Pa.
- 5 appearances. 11.0 IP with 0.64 ERA, 2-0 record & 4 K.
- Tossed MU career-best of 5.1 innings of relief in game 1 at MTSU, allowed 1st earned run of year and 3 Ks for 2nd win.
- Pitched 2.1 innings of relief at Chattanooga (3/20) & earned 1st win of season. Allowed 1 hit & no runs, faced 10 batters.
- 1st appearance in 2021 in relief, faced 2 batters and pitched final out of 4th inning in game 1 at Longwood (3/10).
- 9 appearances, 13.2 total innings in 2020.
- 1st Herd appearance with 1.1 innings of relief vs. Bucknell. Allowed 3 hits, 1 run & struck out 2.
- Season-high 3.2 innings pitched at Norfolk State (3/1) and earned her 1st Marshall win. Allowed just 1 hit and no walks in relief.
- Did not allow a base-runner in 2.1 relief innings vs. Bucknell (3/8) & struck out 2.
- Transferred to Herd in summer 2019 from Monmouth.
- 2018 Metro Atlantic Athletic Conf. All-Academic Team.
- 7-4 record in last season with Hawks.



#7 Amaya Lee, Fr., IF, Concord, Calif.
- Will miss 2021 season due to shoulder injury.
- Attended North Gate HS
- 4-year Scholar Athlete & Honorable Mention.
- Hit .321 with 54 hits, 53 runs & 24 RBI.
- With travel team was member of squad that won PGF Qualifiers in 2017 & 2019.
- Has a twin sister who will play softball for Holy Names University in Oakland, Calif.



#9 Camryn Michallas, Jr., IF, Huntington, W.Va.
- Back playing in her hometown. Graduated from Huntington HS. First played for Akron in 2019, then transferred to Gulf Coast State College.
- 1st hit & RBI with Marshall, 2-run 2B vs. Bellarmine (3/28).
- Made 1st appearances in Herd uniform in all 3 games at Chattanooga. Scored a run and played 3B in limited innings.
- Played 2020 at Gulf Coast State College, same school that produced Eloise Tribolet (2017-18) played for MUSB.
- In 2020 bat .329, 23 Hits, 18 runs, 6 2Bs, 1 HR & 11 RBI.
- Slugged .457 & .412 OB% in 26 games (2020).
- At Akron in 2019, appeared in 34 games with 32 starts.
- Scored 5 runs & had 5 RBI.
- Made collegiate debut vs. Morgan State (Feb. 8) & scored a run. 1st collegiate hit at Presbyterian (Feb. 8).
- At Huntington HS, named 1st team all-state & all-mountain state athletic conference. Bat over .500 with 168 hits, 29 2Bs, 11 3Bs, 12 HRs, & 98 RBI in HS career.



#11 Carson Lyon, RS-Fr., OF, Monroe, La.
- Has yet to appear in career dealing with multiple injuries. Knee in 2019 & ankle in 2020. Was just able to get back in to uniform when remainder of 2020 season was canceled.
- C-USA Commissioner's Honor Roll: GPA 3.00 or better.
- Daughter of assistant coach Corey Lyon.
- Played at Sterlington High School.
- 4-time all-district honors as 2nd team IF (2015), 2nd team OF (2016), 1st team IF (2017), 1st team OF (2018).
- 2017 named All-NELA and team finished 2A Runner-up.



#14 Cailey Joyce, R-So., P, Mechanicsburg, Pa.
- 6 appearances, 4 starts and 23.0 IP, 2.74 ERA and 18 Ks.
- Earned 1st MU start vs. Valpo (3/7) pitched 4 innings, allowed 4 hits, 1 run and struck out 3. No decision.
- Pitched 1.1 innings of relief at Longwood game 2 (3/10).
- Complete-game win at Chattanooga (3/21), allowed 4 hits, 1 run and struck out 7. 1st win with Marshall.
- Struck out 7 vs. Bellarmine (3/27).
- Transfer from La Salle University.
- Sat out the 2020 season due to injury.
- As a freshman (2019) named to Atlantic 10 All-Rookie Team and the A-10 Commissioner's Honor Roll.
- In 2019, appeared in 41 games with 39 starts, pitched in 35 contests with 16 starts. Led team at the plate with .301 avg, slugged .540 and 7 HRs. Had 9-game hit streak (April 3-14, 2019). Homered 2x & 5 RBI against Dayton (April 13).
- Pitched 14 complete games & led team with 168.2 IP and 91 strikeouts. Had 8 wins, 1 save & 4.32 ERA.
- Career-high 8 Ks at Rhode Island (April 27).



2021 C-USA
Preseason Team Selection

#16 Saige Pye, Jr., IF, Stockton, Calif.
- Started 12 games, 9 at DP & 3 at 3B. Batting .300, slugging .475. Has two home runs.
- Major impact in 1st season at MU. Started all 25 games 11 at DP, 11 at 3B, 3 OF. Took over at 3rd base after Blakely Burch went down with injury vs. Delaware State (Feb. 28).
- In 2020 hit .463, 37 hits, 20 runs, 6 2Bs, 8 HRs, 28 RBI, slugged .863 & .532 OB %. Struck out just 5 times in 80 at bats.
- Ranked in the top 50 in NCAA in hits (11th), total bases (12th), RBI (20th), slugging (23rd), HRs (26th), RBI per game (32nd) & batting avg. (33rd).
- After not reaching base in 1st game with MU (St. Francis) reached in the next 24-straight.
- Recorded a hit 20-of-25 games. 12 multi-hit games. 3+ 4 times.
- 7 games with 2 or more RBI.
- Drove in 7 runs at No. 11 Kentucky, hit 2 HRs including a grand slam. 7 RBI one away from tying team record.
- Transferred to MU in summer 2019 from Georgia Tech.
- Played in 32 games with six starts over 2 seasons.
- Smacked HR freshman year vs. Pitt (April 14).



Marshall Softball Talking Points



#17 Chloe Lee, So., OF, Tampa, Fla.

- Has appeared in 7 games as pinch runner. Scored 3 runs.
- In 2020 appeared in 15 games, 3 starts in OF. Scored 7 runs, 2 hits & 2 walks.
- Started DP with diving catch in LF vs. Bucknell.
- Got on by an error and later scored on 2-run HR by Burch top 7th at USC Upstate.
- Scored go-ahead run in 5th vs. Tennessee Tech.
- Made 2 diving catches 5th inn. vs. Rhode Island.
- 1st hit of 2020 vs. Delaware State (2/28).
- 1-of-2 with a BB & run at Hampton (2/28).
- Appeared in 50 games with 23 starts in 2019.
- NFCA All-Am. Scholar Athl: GPA 3.50 or better.
- Finished 2019 13 hits, 14 runs & 10 stolen bases.
- Recorded 1st collegiate hit in 1st plate appearance vs. UC-Riverside (Feb. 8).
- 3-3, 2 SB, 1 run & 1 RBI vs. Portland State in 2019.



#18 Brianna McCown, Fr., P, St. Albans, W.Va.

- 6 appearances all in relief. 14.1 IP, 3.91 ERA and 13 strikeouts.
- 1st collegiate appearance with 5 innings vs. Bowling Green (3/5) settled in with 7 Ks and earned 1st career win.
- Came on in relief in 3 games at MTSU, had 3 Ks in game four.
- Local star. First attended George Washington HS for three years, then transferred to & graduated from St. Albans HS.
- Pitcher & hitter in prep career.
- During 3 years at George Washington HS, 822 Ks, bat .541 & hit 14 HRs.
- Junior year had 21-4 record, 210 Ks & held opponents to .189 batting avg. On offense hit .519, slugged .954, .587 OB% & 14 HRs.
- 3x 1st team all-state, 3x 1st team all-Mountain State Athletic Conference.
- Member of Conference champions and state runner-up.
- Also lettered in basketball & volleyball.



#19 Madi Garay, R-Fr., P, Bay City, Texas

- 6 appearances with 2 starts. 14.1 IP, 6.35 ERA, 13 strikeouts.
- 1st career start vs. Valpo (3/6), pitched 6 innings and struck out 7 to earn 1st career win.
- 1st career save vs. Saint Francis (3/7) 3 shutout innings & 3 Ks.
- Transfer from Louisiana Rajin Cajuns. Redshirted 2020 season & did not compete.
- Attended Bay City HS, starred in circle & at plate.
- 2016 Newcomer of the Year, 2018 District MVP, 2018 Class 4-A All-State, 2018 Bay City Tribune All-County MVP, 2019 District MVP.
- Recorded 54 career wins, 864 Ks in 450.1 IP.
- At plate hit .447, 48 extra base hits & 68 RBI.
- Senior year 10-0 record, 101 IP, bat .548, 7 HRs, 28 RBI.
- Involved off the field in extracurricular groups & volunteering.
- Graduated top 10 percent of her class. All Academic honors 2016-19.



#20 Kat Sackett, Fr., C, Erie, Colo.

- Played & started last 11 games. Batting .308, 12 hits, 6 2Bs, 3 HR & 14 RBI. Slugging .692.
- 2nd player in MUSB History to begin career with an extra base hit in 1st 5 games, following teammate Paige Halliwell.
- 1st 4 collegiate hits all 2Bs. Hit 1st IB in game 3 at Chattanooga, followed by 5th 2B & then 1st career HR. Drove in 5.
- Earned 1st career start in game 2 at Longwood. 1st collegiate hit was a 2B in the 3rd inning.
- Hit 2 HRs in game 1 win at MTSU with career-best 6 RBI.
- Recorded 1st career runner caught stealing in game 4 of MTSU series.
- 3x all-state, 4x all-conference, 2x All-Conference Player of the Year (2018-19), 2019 Colorado Coaches of Girls Sports Senior All-State team, 2019 BoCo Preps All-Region team, 2019 BoCo Preps All-Region Player of the Year, 2019 Erie High School Female Athlete of the Year & 2020 Sportswomen of Colorado Award for high school softball. Lettered in track & field in 2020.
- Academic All-State honorable mention.



#21 Rachel Pennington, So., OF, West Hamlin, W.Va.

- Has appeared in 7 games as pinch runner, scored 2 runs.
- 32 runs scored in career.
- Appeared in 20 games as pinch runner in 2020.
- Scored 12 runs in 2020.
- Scored a run in 5-straight games (2/14-21).
- Scored game-winning run vs. ETSU on walkoff single from Blakely Burch.
- Appeared in 45 games with 1 start in 2019.
- NFCA All-America Scholar Athlete: GPA 3.50 or better.
- C-USA Commissioner's Honor Roll: GPA 3.00 or better.
- Finished 2019 with 18 runs & 11 stolen bases.
- 1st career SB in opener vs. UC-Riverside (Feb. 8).
- SB & scored against No. 13 Kentucky (March 20).
- Made 1st career start in LF vs. Rider (March 2).
- Lincoln County HS all-time leader in stolen bases.



#23 Mya Stevenson, So., OF, Mesquite, Texas


- Played in all 19 games with 18 starts, 14 in RF, 4 at DP. 10 hits, 15 runs (leads team), 4 HRs.
- 13th member of MUSB 100 RBI Club (104).
- Tied for 2nd all-time in MUSB History with 36 home runs, along with teammate Aly Harrell. Mya hit 36th career HR in game 3 at MTSU.
- Record-setting slugger, tied for lead in NCAA with 12 home runs in 2020. Also finished in top 10 in NCAA in RBI (2nd), HRs per game (3rd), RBI per game (3rd) & total bases (9th).
- Started all 25 games 24 in OF and 1 DP in 2020. Bat. 385, 30 hits, 23 runs, 12 HRs, 36 RBI, slugged .910, 71 total bases.
- Reached base safely in first 22 games, and in every game except one (vs. Bucknell March 8).
- Hit HR in 3-straight games 2x in 2020.
- Tied career-highs with 2 HRs & 7 RBI vs. Rutgers (3/8).
- Record-setter in 2019 with 20 HRs, most in NCAA by a freshman during season.
- Hit 2nd cycle in team history at Charlotte 2019 (3/16).
- Drove in 58 runs, 2nd most in team history.

2021 C-USA
Preseason Team Selection



#28 Kay Kay Kenney, Fr., IF, Highland Village, TX

- Appeared in 11 games, 3 starts in RF.
- Earned 1st career starts with games 2 & 3 vs. Bellarmine after first appearing in 6 games as pinch runner. Reached base in all 6 plate appearances with 4 walks, reached on an error & 1st career hit was 2-run home run in game three.
- Scored 1st career run at Chattanooga (3/20) game 2.
- Made collegiate debut vs. Akron (3/3). 1st SB vs. Valpo (3/7).
- Attended Marcus High School. 3x all-district, 3x named to Dallas/Forth Worth All-Metroplex Team.
- 2018 Team Defensive Player of the Year.
- Ranked as #73 position player in Extra Innings.
- Scored 78 runs, 82 hits, 24 2Bs, 15 HRs, 39 BBs & bat .369 in prep career.
- Played for highly successful travel ball team. 1st place at 2018 TCS Nationals in Atlanta, 5th place 2019 Colorado Fireworks Power Pool, 5th place 2019 TCS National in Atlanta, 2nd place at USA JO Cup in Spartanburg, S.C., 2020 Texas Fastpitch League Alamo Series Champions.




#34 Ashley Blessin, Fr., P, Plant City, Fla.

- 9 appearances, 6 starts. 3.15 ERA, 33.1 IP & 16 Ks.
- Complete game win vs. Akron (3/3), tied career-high 7 Ks.
- Complete game win at Chattanooga (3/20), 10th win of career.
- Can field position well, has 7 assists & 3 putouts in 2021. Made 2 great plays at MTSU including scoop from the glove to 1st.
- 16 appearances with 10 starts in 2020. Finished with 7-0 record, 46.2 IP, 2 shutouts, 3.45 ERA, 34 Ks.
- 1st career start vs. Ohio, 4 IP & 2 Ks.
- 1st MU appearance with 1.2 innings of relief to close out win over Bucknell. Allowed 1 hit, 0 runs, 2 Ks.
- 2 shutouts vs. Delaware State & Akron. Allowed just 1 hit vs. Delaware State and 2 vs. Akron. Also had career-high 4 Ks in both games.
- Hillsborough County Player of the Year as senior.
- Finished HS career with a 0.65 ERA, 1,059 strikeouts, 634 innings pitched, and an 81-16 record.
- Recorded 379 strikeouts & 20 wins as a senior.
- Plant City HS career records for wins, ERA & Ks.



#40 Laney Jones, Sr., P, Doylestown, Ohio

- 10 appearances, 7 starts. 3.46 ERA, 30.1 IP and 19 Ks. Leads with three shutouts.
- Named C-USA Pitcher of the Week (3/8) after 2 wins, 1 save 1.02 ERA & 9 Ks to begin season.
- Named Pitcher of the Week again (3/29) after 2 wins, 0.00 ERA in 6.2 innings vs. Bellarmine.
- Jumped into starting role in 1st season at MU. 19 appearances, 12 starts, 67.2 IP, 8 wins, 61 Ks, 3.62 ERA.
- 4 saves tied MU single-season record & 6th in NCAA.
- 4 complete games, all wins.
- Earned 1st MU start & win vs. Bucknell (2/7), 6 Ks.
- MU career-high 8 Ks vs. ETSU & at Norfolk State.
- Tossed 5 inning, 1-hit shutout vs. Rhode Island (2/23).
- Transferred to MU after 2 years at Ashland University.
- Main pitcher in 2019 with 31 games, 26 starts, 178.1 IP, 15-11 record, 2.16 ERA, 137 Ks. Pitched 21 complete games & 4 shutouts. Career-high 10 Ks in CG win at Parkside.
- Played summer ball with current MU teammate Aly Harrell.



#43 Aly Harrell, Jr. IF, Gahanna, Ohio

- Started 16 games at 1B. Hitting .400, 20 hits, 11 runs, 6 HRs (leads MU), slugging .820 & .492 OB%.
- Started year with 2+ hits in 1st 4 games.
- Tied for 2nd with Mya Stevenson for 2nd all-time at MU with 36 career HRs. Hit 35th & 36th in MTSU series.
- 1st in OB% (.545), 2nd in walks (122), 3rd in slugging (.731), 5th in HBP (31), 5th in Avg. (.368) & 9th in RBI (174).
- Has struck out just 28 times in 383 career at bats.
- Respected slugger with a great eye at the plate. Over two years (2019-20) has more free passes (BBs & HBPs) combined than any other hitter in nation with 114 (91 BBs, 23 HBPs). Next closest was Bailey Hemphill of Alabama with 86.
- Has started 148-of-153 career games & started 125-straight before missing Chattanooga series (contact tracing).
- In 2020 hit .441, 30 hits, 22 runs, 8 2Bs, 5 HRs, 23 RBI, slugged .779, 23 BBs, 6 HBPs & OB% of .602 good for 4th in NCAA.
- Named CUSA PoVW hitting .714, slugging 1.500, .778 OB%, 10 hits, 11 RBI, & 3 HRs in 5 games at Chattanooga Challenge.
- Reached base safely in 24-of-25 games in 2020.
- Set MUSB records in 2019, .578 on base percentage, 64 games played & started, 459 putouts, & 10-straight games RBI.

2021 C-USA
Preseason Player of the Year



Marshall Softball Talking Points



#44 Katie Adams, Jr. C, Hurricane, W.Va.
- Started 17 games, 8 at C, 6 at DP and 3 at 1B (Chattanooga). Batting .352 with 8 2Bs (leads MU), 1 HR, 8 runs & 13 RBI.
- Tied for 5th in NCAA in 2Bs per game (.47).
- Career-high 3 walks & added 2 hits, 2 runs in game 2 win at Chattanooga (3/20).
- Began 2021 season with 4 2Bs out of 5 hits in DH vs. Akron (3/3). Drove in 3, scored 2 runs & stole 1 base. Also threw out 2 potential base-stealers, 1 in each game of DH.
- Has 3 career games with 2 2Bs, all against Akron. The other in 2020, was intentionally walked after the 2 2Bs in that contest.
- Appeared in 21 games, 19 starts, 16 at C 3 at DP in 2020.
- In 2020 hit .377, 23 hits, 16 RBI, 5 2Bs, 3 HRs, 8 runs.
- Finished season on 10-game hitting streak. During stretch hit .467, 11 RBI, 4 2Bs & 3 HRs.
- Reached base safely in last 11 games of season.
- Drove in career-high 5 runs vs. Howard (2/29).
- Hit 1st career HR at Norfolk State (3/1).
- Drilled a line drive HR to center at No. 11 Kentucky (3/11).
- Appeared in 44 games with 26 starts in 2019.
- Currently ranks 4th in MU history with 4 intentional BBs.



#55 Blakely Burch, Sr., IF, Live Oak, Fla.
- Started 16 games at 3B. 6 hits, 2 HRs, 7 runs.
- Hit solo HRs vs. Bowling Green (3/5) & Valpo (3/7).
- Started 14 games at 3B in 2020, before suffering knee injury on 4th pitch of game vs. Delaware St. (2/28).
- 1st HR of 2020 a 2-run shot top 7th at USC Upstate (2/9) her former team.
- Hit walkoff 1B, 8th inn. vs. ETSU (2/21).
- Had career-best 7-game hitting streak before injury.
- Season-high 3 RBI vs. ETSU (2/22).
- Set team record in 2019 for most triples in a season with 7, led C-USA and tied for 6th in the country.
- In 2019 played in 62 games, 60 starts, led MU 43 runs.
- Finished 2019 - 44 hits, 35 RBI, 9 2Bs, 8 HRs, 16 HBPs.
- Scored a run in 8-straight games (March 17-30).
- Reached base safely in 15-straight (March 3-30).
- Hit Walk-Off 2-run 2B vs. LA Tech (April 20).
- Has started 133-of-140 games played in MU career.
- 4th all-time in MU history with 9 triples.
- Tied for 7th all-time in MU history with 26 HBPs.



#77 Madison Whitaker, Sr., IF, New Palestine, Ind.
- Mainly splitting time at 2B with Armani Brown. Has appeared in 14 games, 11 starts. 3 starts at SS (Bellarmine game 3 & MTSU). 8 hits, 3 2Bs, 1 HR, 5 runs, 5 RBI.
- Tied MUSB single-game record with 8 asts in game 2 at MTSU while playing SS. Listed starter at 2B, moved to SS in bottom of 1st after Sierra Huerta left with injury.
- Hit 1st HR with MU in game 3 vs. Bellarmine (3/28). Scored 3 runs to tie collegiate career-high (vs. UL-Monroe 2/10/19).
- Collected 3 hits & 2 RBI game 2 at Chattanooga (3/20).
- 1st MU start in season-opener vs. Akron (3/3).
- Transfer from Wright State. Played in 106 games with 105 starts from 2018-20. Finished with 86 hits, 43 runs, 16 2Bs, 2 3Bs, 8 HRs & 53 RBI. Played in just 4 games, 3 starts in 2020.
- Named to 2018 Horizon League All-Freshman Team.
- Started 53 games as a freshman, finished 2nd on team with 41 hits, 8 2Bs, 3 HRs & 23 RBI. Struck out fewest times of regular starters for Raiders with just 15 in 168 at bats. Led team with 100 assists. Tied career-high with 3 hits, 2 RBI & 3rd HR of year at Detroit Mercy.



Photos Above by Sydney Shelton

Marshall Softball Core Values

We Are Tough


We Are Selfless

We Are Committed

We Are Unbreakable

We Are Family

We Are...Marshall Softball



Photos by Emily Cole/MTSU Athletics





Marshall Softball Talking Points-Coaches



Head Coach Megan Smith Lyon, 3rd Season, Overall Division I record: 386-260/Overall Collegiate Record: 465-301

- Third season with Marshall after being hired in July of 2018 as the fourth head coach in Marshall softball history.
- Marshall record is 72-36. Has quickly established Marshall as a powerful offensive threat. After setting program record with 79 home runs in 2019, then in 2020 Herd led NCAA in home runs per game with 1.92 (48 total) and was on pace for over 100 before remainder of year was canceled due to COVID-19 pandemic.
- Herd bats hit 150th home run during coach Smith Lyon's tenure in game two vs. Bellarmine on March 27. It was just the 103 game of her time at Marshall.
- Became the fastest coach in program history to reach 50 wins (76 games) with 8-0 victory over Rhode Island on Feb. 23, 2020.
- Won 1st game with the Herd in MU debut vs. UC-Riverside, 5-2 win (Feb. 8). Went 4-1 during the first tournament at the helm for Marshall.
- Earned 400th career coaching win Feb. 16, 2019 with 10-1 victory over Presbyterian. Herd also tied single-game, program record with 5 HRs in the win.
- Spent the past nine seasons as the head coach at Kansas University. Recorded six 30+ win seasons including a 40-15 mark in 2015. Finished with 273 wins.
- Took the Jayhawks to NCAA Regionals in 2014 & 2015. In 2015 the team spent 7-consecutive weeks ranked in the top 25.
- Kansas led the Big 12 and the nation with a conference record .345 batting average. Also set team records with a .979 fielding percentage in 2014 (2nd highest nationally), and 60 home runs in 2011.
- Team sported a 20-game winning streak in 2012.
- Boasted an 11.5 game won-loss record improvement in 2011 from the year before, the 16th-best turnaround in NCAA history. Kansas opened the season with a 26-3 record, the best start in program history.
- While at Kansas, the Jayhawks had one All-American, one Academic All-American, 20 All-Big 12 selections, 20 NFCA All-Region selections, 50 All-Big 12 Academic Team honorees, three Big 12 Scholar Athletes of the Year and three players taken in the NPF Draft.
- Actually coached against Marshall in her first season at Kansas, during the Florida Lipton Invitational hosted by the Florida Gators. Marshall won the first matchup 7-3 on Feb. 19 and then the Jayhawks won the second contest, also by a score of 7-3, on Feb. 21.
- Started the softball program at Western Carolina and finished with a 41-20 record in the first season (2006) and a 16-4 Southern Conference mark and was named SoCon Coach of the Year. The Catamounts won regular season title along with 6 players named all-conference (5 1st team), 2 All-Region 2nd team and the 2006 Pitcher of the Year (Mendy McKenzie). Western Carolina broke conference single season home run record with 81 and ranked 3rd in NCAA in home runs per game, 14th in slugging percentage and 19th in scoring.
- Spent two seasons as the head coach at Young Harris and had a 79-41 record. Finished as the NJCAA Regional Runner-up both years.
- Prior to coaching at Kansas, spent three seasons as an assistant at LSU under Yvette Girouard. Tigers won the 2007 SEC Tournament, the Stanford Regional in the NCAA Tournament and finished the year with 55 wins. LSU ended the regular season 3rd in the ESPN/USA Today Poll.
- Also an assistant coach at Charlotte in 2003 and for her alma mater UNC in 2004. The Tar Heels made the NCAA Tournament (Waco regional) that season.
- Played third base at UNC for Donna J. Papa from 1996-99. Still listed fifth all-time in career assists with 380. Team finished first in the ACC in 1996 and 1998. Won 30+ games in a season three times, record of 125-106 during playing days.
- Also played against Marshall three times as a player at UNC. The Tar Heels won two of the three games. UNC won the first 3-2 on Feb. 25, 1996. Marshall won the second, 1-0, Feb. 21, 1997. UNC took the third one, 8-0 on March 14, 1997.
- Married assistant coach Corey Lyon on May 22, 2020.



Assistant Coach Corey Lyon, 3rd Season (Coaching 3rd Base)

- Has helped push Marshall to powerful offensive threat. MU has hit 127 home runs in 89 games from 2019-20. Herd led NCAA in 2020 in home runs per game at 1.92.
- Helped lead Herd to one of its largest win-improvements in team history with a offensive record-breaking season in 2019.
- Marshall tied or broke a total of 30 records.
- Spent the past four seasons as the head coach at UL-Monroe.
- Warhawks totaled 111 wins including two 30+ win seasons.
- During tenure had 10 players named to the All-Sun Belt Conference teams, two NFCA All-Region selections and six players chosen by the Louisiana Sports Writers Association for All-Louisiana recognition. Team earned the Sun Belt Conference Team GPA Award in 2015 & 2016.
- Broke several school offensive records including team batting average, RBI in a season, runs scored in a season, hit by pitches in a season, team slugging percentage, on base percentage and most runs scored in a game. Finished 2018 season in the top 30 in the nation in batting average, scoring and stolen bases.
- In 2015, UL-Monroe finished second in the country with 143 stolen bases. Just 10 steals behind Marshall for the top spot.
- Also coached at Southern Arkansas University (2011-14) and led program to its first winning season in 9 years. 90 wins in 3 years was the most in program history over a 3-year span. The Lady Muleriders set 31 school records and won the 2014 Great American Conference Tournament to qualify for the 1st Division II NCAA Tournament in program history.
- Previous coaching experience includes four seasons at Paris Junior College (Texas) where he compiled a 125-53 record.
- Married head coach Megan Smith on May 22, 2020.



Assistant Coach Maddie Holub, 3rd Season

- Helped direct of the biggest win-turnarounds in program history in 2019, a return to the C-USA Championship game and first trip to the NISC.
- Coached Marshall's pitching staff to break a 22-year old team record with 16 shutouts in 2019.
- Was named to the Fort Hays State Athletics Hall of Fame in October of 2019.
- Spent the previous four seasons before coming to Marshall as the pitching coach at Saint Leo University (Saint Leo, Fla.).
- Helped the Lions to back-to-back NCAA Division II postseason appearances and reached the World Series in 2018.
- Saint Leo never won fewer than 37 games during her tenure. Coached Stephanie Adkins who won back-to-back Sunshine State Conference Pitcher of the Year honors. Team also featured five pitchers in a three-year span named all-conference. Her pitching staff ERAs stayed below 2.04 during all four years. Highlighted by a 0.93 staff ERA in 2016 that garnered the National Statistical Championship. Team averaged 16 shutouts per season.
- Prior to Saint Leo, Maddie coached at Fort Hays State, her alma mater. The Tigers were ranked as high as No. 13 in the country during time on staff.
- Also coached overseas in Collecchio, Italy with the Collecchio Softball 17U and 10U squads.
- Still holds career records at Fort Hays State as a pitcher and hitter with hits (255), runs scored (183), RBI (160), home runs (46), wins (77) and strikeouts (974). Her name also appears in many other top-10 categories. She tossed 7 no-hitter and shared in an 8th. Contributed to 2 perfect games.
- 4-time all-conference honors as well as the Mid-America Intercollegiate Athletics Association Player and Pitcher of the Year as a senior in 2013.



Volunteer Assistant Sam Boone, 1st season (Coaching First base)

- 1st season on the Herd staff. Assists in all capacities with practice, travel and video.
- Former Marshall baseball player from 2017-19. Appeared in 24 games as a relief pitcher.
- After playing career, was assistant baseball coach and recruiting coordinator at Shoreline Community College. Also instructor at Base by Pros in Lynnwood, Wash., in charge of research and development on the pitching front, while giving lessons to athletes.
- Appeared in three games in 2017 before season-ending injury, had five strikeouts in three innings. Season-high 2 Ks at Georgia State & Virginia Tech.
- In 2018, appeared in 7 games working his way back from Tommy John Surgery. Season-high 3 Ks vs. Ohio & WVU. Pitched 3.2 innings vs. Ohio, allowing one run & one hit.
- In 2019, appeared in 14 games all out of the bullpen. Did not give up an earned run in his first 8 appearances, total of 11 innings pitched. Finished season with 19 Ks in 15.1 innings. Record a win against Iona (Feb. 23) and a save vs. Eastern Michigan (March 9).
- Prior to playing for Herd, spent 2015 season at Washington State and then 2016 at Shoreline Community College (Washington).
- For Washington State, appeared in 2 games with 1 total inning and 2 strikeouts.
- With Shoreline Community College, started all 6 of his appearances, pitched 37.2 innings with a 3.34 ERA and 47 strikeouts, 2-3 record.

HERD NOTES

Last Time Out: Herd Drops Three-of-Four at Middle Tennessee

Marshall struggled to find its rhythm throughout its first Conference USA series of the season at Middle Tennessee. The Herd won game one, 10-4, mainly off the bat of Kat Sackett who hit two, three-run home runs. Sackett crushed one in the first inning and then another in the seventh. Pitcher Megan Stauffer also had a great outing in relief throwing a season-high 5.1 innings and three strikeouts, while allowing just four hits and one run. Marshall then got off to a fast start in game two with six runs in the top of the first. However, the Blue Raiders bounced back with six runs in the bottom of the second. After each squad had an inning defensively they would like to forget, the teams battled through a tightly contested game that featured many great defensive plays. Marshall trailed, 7-6, before scoring two runs in the sixth to take the lead. MTSU responded and tied the game in the bottom of the frame. In the bottom of the seventh, with bases loaded and two outs, Grace Chelemen made a diving catch on a quickly sinking fly ball in left-center that sent the game to extra innings. The Blue Raiders finally got the win in the 10th inning, 9-8.

The Herd struggled again in game three as MTSU jumped out to an 8-0 lead after two innings. Marshall managed to put up five runs, including two in the seventh while trying to fight back, before falling 9-5. Aly Harrell and Mya Stevenson both hit their 36th career home runs in the loss. Marshall could not get going offensively in game four, dropping the finale 6-2. Harrell and Armani Brown combined for five of the Herd's seven hits.

Madison Whitaker Ties Team Assists Record

Senior Madison Whitaker recorded eight assists in Marshall's game two loss at Middle Tennessee, tying the program record (going back to 2000) for most in a single game. Whitaker began the game listed as the starter at second. She moved to shortstop for the beginning of the bottom of the first after starter Sierra Huerta went out with a leg injury in the top of the inning. The senior transfer from Wright State then had a busy day as she also tallied six putouts. In all, Whitaker was responsible for 14 outs and had no errors.

Games with eight assists (single game records from 1994-99 incomplete)

Leigh Wintter vs. Houston April 14, 2006

Marcena Bertoldo at Morehead State April 15, 2008

Amanda Lara vs. Georgia Southern Feb. 11, 2012

Madison Whitaker at MTSU April 9, 2021

Kay Kay Kenney Reaching Base

Freshman Kay Kay Kenney earned her first two career starts in the lineup, playing in right field in games two and three against Bellarmine (March 27-28). In game two, Kenney reached base all three times at the plate with two walks and then getting on from an error. In game three, Kenney drew two more walks but sandwiched those around her first career hit that also happened to be a home run. Her two-run shot out to left gave Marshall a 7-0 lead. After the game Kenney said, "I didn't even know it was gone until I rounded second. That was when I noticed and started screaming." Kenney became the 11th different player to hit a home run this season for the Herd.

Paige Halliwill Steals Away Hits Roaming the Outfield

Freshman centerfielder Paige Halliwill has made an impact at the plate, but her presence in the outfield this year has been undeniable. Leading into Conference USA play, Halliwill has recorded 26 putouts as well as three assists in 15 games. She has made diving catches, run down and caught potential extra base hits and thrown runners out. Twice, Halliwill has started a relay that has eliminated a runner attempting to stretch a double into a triple. The first was against Saint Francis on March 6th. After picking the ball up at the fence in the right-center gap, Halliwill fired to Madison Whitaker who then turned and gunned it to Blakely Burch at third for the out. Halliwill did it again versus Bellarmine after making a diving attempt in left-center. She quickly got back up, threw to her relay, shortstop Sierra Huerta, who turned to Burch at third who put down the tag to retire the runner. In game two at Longwood, Halliwill fired to fellow freshman catcher Kat Sackett to retire a runner attempting to score. During the Bellarmine series, not only did Halliwill have the assist on the relay but she tallied 10 putouts with five in game one. The freshman made a diving catch in the top of the first to begin her great weekend. She continued with going on some long runs to take away shots in the gap.

Look Up And Say Goodbye Number 150

It has been no secret that since Head Coach Megan Smith Lyon took over at Marshall, that the Herd can hit the long ball. However, a home run from Sierra Huerta in game two on Saturday against Bellarmine (March 27) was the 150th homer hit by the Herd in Coach Smith Lyon's tenure, in just the 103rd game. Since the beginning of 2019, Marshall has been shattering team records for home runs and is averaging 1.46 per game since Coach Smith Lyon and her staff came to Huntington. In 2019, Marshall smashed the team record for home runs in a season with 79, besting the old mark of 52 set back in 2008. In 2020, the Herd was on pace to go even further with 48 bombs in 25 games and was leading the country in home runs per game with 1.92. Marshall was on pace to reach the century mark by the end of the regular season before the remainder of the year was canceled. So far in 2021, the Herd has an even bigger group of bomb hitters as 11 different players have sent one over the fence. There were eight different players in 2019 and nine in 2020 to tally a homer.

Two More Milestones for Mya Stevenson

Junior Mya Stevenson has been heating up a little more as the season has progressed, and with that she joined more exclusive company in MUSB History. In the first game of the series at Chattanooga, Stevenson came through in the clutch for the Herd with a three-run home run in the top of the sixth inning to tie the game at 8-8. Marshall went on to win 9-8. The home run achieved two separate milestones for the slugger. The homer was the 35th of her career, putting her into a tie with Shaelynn Braxton (2013-15, '17) for second all-time in team history. Also, the 3-run jack moved Stevenson into the 100 RBI Club. She is the 13th member of the group and has 102 after the Chattanooga weekend. She is just behind Alianna Telles (2009-12) and Morgan Zerkle (2014-17) who both have 104, as well as Rebecca Gamby (2009-12) who is 10th with 105.

Kat Sackett, What a Weekend

Freshman catcher Kat Sackett, who had just had her first career start in game two at Longwood, had a tremendous weekend at the plate in Chattanooga. Sackett bat .500 (6-of-12), slugged 1.083 and drove in seven runs in the three wins. The freshman hit four doubles and the first home run of her career. In fact, Sackett's first four hits of her career were all doubles including her one hit at Longwood. She did not record a single until the third inning of game three at Chattanooga. It still drove in two runs. Sackett still hit her fifth double of the year in the fifth inning before finally sending one over the fence in right-center in the seventh. The Erie, Colo., native has collected an extra base hit in her first four contests.

Double It Up

Since 2019, Marshall has been known for hitting the home run (see the next Herd Note). However, the Herd has also been racking up doubles as well. In 2021, Marshall leads Conference USA and is seventh in the country in doubles per game with 1.89. Since Head Coach Megan Smith Lyon took over, the Herd set a team record for doubles in 2019 with 83 (1.30 per game), was on pace to break that mark in 2020 with 41 in 25 games (1.64 per game) before the remainder of the year was canceled, and is now in the top 10 in the country. Katie Adams has been a doubles machine, leading the team with eight and she is tied for fifth in the NCAA in doubles per game (.47). Kat Sackett of course began her career with four doubles and has six. Twelve different players have hit a double in 2021 with eight of them hitting two or more. With the doubles and the homers, Marshall leads C-USA and is 18th in the country in slugging percentage (.552).

#LookUpAndSayGoodbye Team 28 Bomb Counter - 30

Marshall picked up right where it left off in 2020 with blasting more home runs in 2021. Through 19 games, Team 28 has hit 30 bombs with 11 different players sending one over the fence. MUSB has also hit at least one homer in every contest except three.

Team 28 is also tops in C-USA, and 13th in the NCAA in home runs per game with 1.58.

Player	2021	Career
Aly Harrell	6	36
Mya Stevenson	4	36
Sierra Huerta	4	22
Paige Halliwill	4	4
Kat Sackett	3	3
Blakely Burch	2	12
Saige Pye	2	11 (1 at GT)
Grace Chelemen	2	3
Katie Adams	1	4
Madison Whitaker	1	9 (8 at WSU)
Kay Kay Kenney	1	1

Multi-Hit Games

Name	2021	3+	'21-best	Career total
Chelemen	7	1	4*	13
Harrell	6	2	3	36
Adams	6	1	3*	16
Pye	4	--	2	16
Brown	3	1	3*	26
Huerta	3	--	2	23
Sackett	3	1	3*	3
Halliwill	2	--	2*	2
Stevenson	2	--	2	27
Whitaker	1	1	3*	23 (1 at MU)
Burch	--	--	1	18
Lee	--	--	--	2
Michallas	--	--	1	1 (at Akr.)

*career-high or tied career-high

Multi-Runs Scored Games

Name	2021	3+	'21-best	Career total
Stevenson	4	1	3*	22
Huerta	4	--	2	20
Chelemen	3	--	2*	6
Pye	2	--	2*	7
Brown	2	--	2	7
Adams	2	--	2*	3
Sackett	2	--	2*	2
Harrell	1	--	2	14
Burch	1	--	2*	13
Whitaker	1	1	3*	6 (1 at MU)
Halliwill	1	--	2*	1
Kenney	1	--	2*	1
Lee	--	--	1	1
Michallas	--	--	--	--

*career-high or tied career-high

Multi-RBI Games

Name	2021	3+	'21-best	Career total
Harrell	5	1	3	30
Halliwill	4	1	3*	4
Stevenson	3	1	3	26
Huerta	3	--	2	17
Adams	3	2	3	11
Sackett	3	2	6*	3
Chelemen	2	1	3*	3
Pye	1	--	2	8
Whitaker	1	--	2	13 (1 at MU)
Kenney	1	--	2	1
Michallas	1	--	2*	1
Brown	--	--	1	4
Burch	--	--	1	11

*career-high or tied career-high

Hitting Streaks

Name	'21-best	Current	Career-best
Chelemen	6	--	6 (2021)
Harrell	5	5	7 (2020)
Halliwill	5	--	5 (2021)
Sackett	5	--	5 (2021)
Stevenson	4	4	10 (2019)
Adams	4	--	10 (2020)
Burch	4	--	7 (2020)
Whitaker	4	1	6 (2019)
Huerta	3	1	6 (2020)
Pye	3	--	7 (2020)
Brown	2	1	6 (2019)
Kenney	1	--	1 (2021)
Michallas	1	--	2 (2019)
Lee	--	--	3 (2019)

Reaching Base Streaks

Name	'21-best	Current	Career-best
Huerta	16	16	22 (2019)
Chelemen	9	--	9 (2020 & '21)
Stevenson	6	5	22 (2019 & '20)
Pye	6	5	24 (2020)
Halliwill	6	--	6 (2021)
Whitaker	6	3	6 (2021)
Harrell	5	5	24 (2019)
Sackett	5	--	5 (2021)
Adams	5	5	15 (2020)
Burch	5	1	19 (2018)
Brown	3	3	19 (2020)
Kenney	2	--	2 (2021)
Michallas	2	2	2 (2021)
Lee	--	--	3 (2019)

Scoring a Run Streaks

Name	'21-best	Current	Career-best
Burch	4	1	8 (2019)
Stevenson	4	--	7 (2019)
Harrell	4	--	4 (2018, 20&21)
Chelemen	4	--	4 (2020 & '21)
Kenney	4	--	4 (2021)
Huerta	3	3	6 (2020)
Brown	3	2	4 (2019)
Pye	2	--	4 (2020)
Halliwill	2	--	2 (2021)
Adams	2	--	3 (2020)
Lee	2	--	3 (2020)
Whitaker	1	--	6 (2019)
Pennington	1	--	5 (2020)
Sackett	1	1	1 (2021)
Michallas	1	1	1

HERD NOTES

2021 Games and home runs hit

March 3 - Akron (1) - Paige Halliwill	(1) 1
March 3 - Akron (2) - Paige Halliwill & Grace Chelemen	(2) 3
March 5 - Bowling Green - Aly Harrell, Sierra Huerta & Blakely Burch	(3) 6
March 6 - Valparaiso - Mya Stevenson, Aly Harrell & Grace Chelemen	(3) 9
March 6 - Saint Francis - Paige Halliwill & Katie Adams	(2) 11
March 7 - Saint Francis - Saige Pye	(1) 12
March 7 - Valparaiso - Aly Harrell & Blakely Burch	(2) 14
March 10 - at Longwood (1) - Aly Harrell	(1) 15
March 10 - at Longwood (2) - Mya Stevenson & Saige Pye	(2) 17
March 20 - at Chattanooga (1) - Sierra Huerta & Mya Stevenson	(2) 19
March 20 - at Chattanooga (2)	(0) 19
March 21 - at Chattanooga - Paige Halliwill, Sierra Huerta & Kat Sackett	(3) 22
March 27 - Bellarmine (1)	(0) 22
March 27 - Bellarmine (2) - Sierra Huerta	(1) 23
March 28 - Bellarmine - Madison Whitaker & Kay Kay Kenney	(2) 25
April 9 - at MTSU (1) - Kat Sackett twice	(2) 27
April 9 - at MTSU (2) - Aly Harrell	(1) 28
April 10 - at MTSU (3) - Aly Harrell & Mya Stevenson	(2) 30
April 11 - at MTSU (4)	(0) 30

Harrell and Stevenson Race up the MUSB Home Run Charts

Aly Harrell and Mya Stevenson have been in a friendly competitive arms race since the two became teammates in 2019. Through 19 games in 2021, both hitters are tied for second all-time in program history with 36 homers each. Aly and Mya both surpassed Shaelynn Braxton (2013-15, '17) in the series at Middle Tennessee. Harrell hit her 35th in game two to tie Stevenson and Braxton. Harrell then cranked her 36th career bomb in the third inning of game three to take the lead. Three innings later, Stevenson moved ahead of Braxton and tied Harrell with her 36th. The two have combined for 61 home runs since becoming teammates in 2019. Harrell hit 11 her freshman season in 2018, and 72 overall for the Herd. Four-time All-American, and current minor league hitting coach for the Chicago Cubs, Rachel Folden (2005-08) still holds the all-time mark with 58. However, there are two sluggers who are closing in quickly.

2021 Season Finally Gets Started

Head coach Megan Smith Lyon returns a very talented lineup in her third season. Marshall was picked to finish second in the east division in Conference USA. The offensive lineup that led the nation in 2020 in home runs per game (1.92) comes back nearly intact. The only player who hit a home run for the Herd in 2020 that is not back in the lineup is departed senior Haleigh Christopher who hit six. Marshall has 42-of-48 homers smashed back for 2021.

Junior Mya Stevenson led the team and tied for the NCAA lead with 12 home runs. Graduate Sierra Huerta, who was able to come back for another season, was second on the team with nine and senior Saige Pye cranked out eight in her first year at Marshall. All three players were named to the Conference USA All-Preseason Team as voted on by the league's coaches.

Senior Aly Harrell was named the 2021 Conference USA Preseason Player of the Year. Harrell, who finished fifth on the team with five home runs, bat .441 a year ago and led the team with 23 walks and an on base percentage of .602. Since 2019, no one in the NCAA has been issued more free passes to first base from a walk or hit-by-pitch, than Harrell. The Gahanna, Ohio native combined for 114 free passes (91 walks and 23 hit-by-pitches) in 89 games, with Bailey Hemphill of Alabama as the next closest player with 86.

Along with the bats, Marshall returns a solid defense with playmakers at every position, and a pitching staff that is bringing back 16-of-18 wins from 2020. Senior Laney Jones finished last season with an 8-2 record and 61 strikeouts. Jones recorded four saves as well, tied for sixth in the NCAA, and tied a program record set back in 2004. Sophomore Ashley Blessin went 7-0 and tossed two shutouts. Senior Megan Stauffer also spent time in the circle with 13 innings and a 1-1 record. The only pitcher not back for Marshall is departed senior Kailee Williamson who threw 22.1 innings in 2020.

Coach Smith Lyon has also gathered a talented group of newcomers that add depth and assistance. Newcomers to the Herd for the 2021 season include five freshmen and six transfers. The freshman class consists of pitcher Brianna McCown, catcher Kat Sackett, infielder Amaya Lee, and outfielders Kay Kay Kenney and Paige Halliwill. The transfers are pitchers Cailey Joyce (La Salle University) and Madi Garay (University of Louisiana), and infielders Camryn Michallas (Gulf Coast State College), and Madison Whitaker (Wright State).

Look Up and Say GOODBYE

Marshall returns 42-of-48 homers smashed in 2020. The only player who hit a home run in 2020 not back for 2021 is departed senior Haleigh Christopher who had six. (Career totals through the 2020 season)

Mya Stevenson	12 - 32 career (tied for 3rd all-time with Samantha Rodriguez 2005-08)
Sierra Huerta	9 - 18 career (34 combined with JUCO career, 17 for Moorpark College 2017-18)
Saige Pye	8 - 9 career (hit one as a freshman at Georgia Tech in 2018)
Aly Harrell	5 - 30 career (4th all-time)
Blakely Burch	2 - 10 career
Rachel Rousseau	2 - 9 career
Katie Adams	3 - 3 career (1st of her career at Norfolk State)

Mya Stevenson Shatters Home Run Records

Since Mya Stevenson put on a Marshall uniform, she has been smashing long-held home run records. Everyone knows about her 20 home runs as a freshman that not only led the nation among freshmen, but broke the Herd's freshman record and single-season mark. The freshman record was just a year old as Aly Harrell hit 11 in 2018. However, the single-season record of 18 was set back in 2006 by four-time All-American Rachel Folden (2005-08). This season, Stevenson's power has continued to shine. On March 7 against Rutgers, the sophomore slugger hit her 10th home run and became the fastest player in program history to reach double-digit homers in a season, in just her 22nd game of the year. The old record was again set by Folden in 2006 who hit her 10th home run in her 23rd game of the season. Stevenson's 10th of the year was also her 30th of her career, again reaching that milestone faster than anyone else. It took just 83 games. Folden had been the quickest to 30 before, doing it in 119 games shortly in to her junior season. Over an 11-game stretch last season, Stevenson hit eight homers. Folden hit nine in an 11-game span (Feb. 24-March 12) in 2006. Entering the 2021 season, Stevenson is tied with one of Folden's classmates, Samantha Rodriguez, for third all-time in team history with 32 career home runs. Folden still holds the all-time mark with 58.

Ranked in the NCAA Stats

Where Marshall ranked in the NCAA stats in 2020:

Team:	
Home Runs Per Game:	1st (1.92 home runs per game)
Slugging Percentage:	2nd (.643)
Batting Average:	7th (.357)
On Base Percentage:	7th (.440)
Scoring:	7th (7.56 runs per game)
Doubles:	24th (41)
Doubles Per Game:	34th (1.64)
Individual	
Home Runs Per Game:	3rd - Mya Stevenson (.48)
RBI per Game:	3rd - Mya Stevenson (1.44)
RBI:	2nd - Mya Stevenson (36)
On Base Percentage:	4th - Aly Harrell (.602)
Saves:	6th - Laney Jones (4)
Slugging Percentage:	11th - Mya Stevenson (.910)
Walks Per Game:	10th - Aly Harrell (.92)
Hits:	11th - Saige Pye (37)
Total Home Runs:	1st - Mya Stevenson (12) - tied Paige Rauch of Villanova and Bailey Vannoy of Charlotte
Total Bases:	9th - Mya Stevenson (71)



Photos by Adam Gue

#Team28 Milestones Watch

MUSB Career Batting Average (min. 200 AB)
 1. .451 - Morgan Zerkle 641 AB (2014-17)
 2. .410 - Kaelynn Greene 729 AB (2013-16)
 3. .405 - Rachel Folden 656 AB (2005-08)
 4. .370 - Amanda Williams 714 AB (2003-06)
 5. *.368 - Aly Harrell 383 AB (2018-Pres.)*
 6. .355 - Sierra Davenport 671 AB (2001-04)

.....
 11. .321 - Caitlyn Jackson (2007-10)
12. .320 - Mya Stevenson 303 AB (2019-Pres.)
13. .319 - Sierra Huerta 270 AB (2019-Pres.)

MUSB Career Slugging Pct. (min. 200 AB)
 1. .770 - Rachel Folden 656 AB (2005-08)
 2. *.743 - Mya Stevenson 303 AB (2019-Pres.)*
 3. *.731 - Aly Harrell 383 AB (2018-Pres.)*
 4. *.659 - Sierra Huerta 270 AB (2019-Pres.)*
 5. .594 - Morgan Zerkle 641 (2014-17)

MUSB Career On Base Pct. (min. 200 AB)
 1. *.545 - Aly Harrell 383 AB (2018-Pres.)*
 2. .519 - Rachel Folden 656 AB (2005-08)
 3. .489 - Morgan Zerkle 641 AB (2014-17)
 4. *.470 - Sierra Huerta 279 AB (2019-Pres.)*
 5. .447 - Amanda Williams 714 AB (2003-06)

MUSB Career Toughest to Strikeout
 (min. 200 AB) K/AB
 1. .059 - Carrie Hinkle 44/743 (1994-97)
 2. .062 - Aimee Anderson 22/354 (1996-97)
 3. .070 - Caitlyn Jackson 46/661 (2007-10)
 4. *.073 - Aly Harrell 28/383 (2018-Pres.)*
 5. .084 - Nichole Corrigan 55/654 (1999-2002)

MUSB Career Doubles
 11. 34 - Nichole Corrigan (1999-2002)
 34 - Caitlyn Jackson (2007-10)
 13. 32 - Katalin Lucas (2013-16)
 32 - Briana Daiss (2016-19)
15. 31 - Aly Harrell (2018-Pres.)

.....
 21. 23 - De'Shaun Drake (2002-03)
 23 - Raquel Escareno (2013-16)
 23. 22 - Rachael Sofie (2006-09)
22 - Sierra Huerta (2019-Pres.)

MUSB Career Triples
 1. 14 - Morgan Zerkle (2014-17)
 2. 11 - Elicia D'Orazio (2015-18)
 3. 10 - Cristy Waring (1995-98)
4. 9 - Blakely Burch (2018-Pres.)
 5. 7 - Amanda Williams (2003-06)

MUSB Career Home Runs
 1. 58 - Rachel Folden (2005-08)
 2. *36 - Aly Harrell (2018-Pres.)*
35 - Mya Stevenson (2019-Pres.)
 4. 35 - Shaelynn Braxton (2013-15, '17)
 5. 29 - Rebecca Gamby (2009-12)

.....
 11. 23 - Alysia Hively (2009-13)
12. 22 - Sierra Huerta (2019-Pres.)

MUSB Career Runs Batted In
 5. 138 - Jazmine Valle (2010-13)
 6. 126 - Leigh Wintter (2003-06)
 7. 124 - Taylor McCord (2015-18)
8. 120 - Aly Harrell (2018-Pres.)
 9. 116 - Briana Daiss (2016-19)
 10. 105 - Rebecca Gamby (2009-12)
 11. 104 - Alianna Telles (2009-12)
 104 - Morgan Zerkle (2014-17)
104 - Mya Stevenson (2019-Pres.)

MUSB Career Total Bases
 10. 287 - Elicia D'Orazio (2015-18)
 11. 280 - Caitlyn Jackson (2007-10)
280 - Aly Harrell (2018-Pres.)
 13. 277 - Taylor McCord (2015-18)
 14. 276 - Leigh Wintter (2003-06)
 15. 268 - Nichole Corrigan (1999-2002)

.....
 19. 235 - Vanessa Clarkson (1999-2002)
 235 - Jessica Williams (2003-06)
 21. 228 - Melanie Stoehr (2008-11)
22. 225 - Mya Stevenson (2019-Pres.)

MUSB Career Walks
 1. 147 - Rachel Folden (2005-08)
 2. *122 - Aly Harrell (2018-Pres.)*
 3. 93 - Amanda Williams (2003-06)
 4. 88 - Jessica Williams (2003-06)
 5. 85 - Melanie Stoehr (2008-11)

MUSB Career Intentional Walks
 1. 25 - Rachel Folden (2005-08)
 2. 7 - Alianna Telles (2009-12)
 3. *6 - Aly Harrell (2018-Pres.)*
 4. *4 - Katie Adams (2018-Pres.)*

MUSB Career Hit-By-Pitches
 1. 53 - Marcena Bertoldo (2007-10)
 2. *42 - Sierra Huerta (2019-Pres.)*
 3. 38 - Rebecca Gamby (2009-12)
 4. 35 - Vanessa Clarkson (1999-2002)
 5. *31 - Aly Harrell (2018-Pres.)*
 6. 27 - Katalin Lucas (2013-16)
 7. 26 - Sara Spenia (2003-06)
26 - Blakely Burch (2018-Pres.)

MUSB Career Saves
 1. 9 - Cristy Waring (1995-98)
 2. 7 - Abigail Harter (2004-07)
 7 - Amanda Luers (2004-07)
 7 - Jordan Dixon (2014-17)
 5. 5 - Sarah Chamberlain (2002-04)
 6. 4 - Sara Gulla (1998-2001)
 4 - Randi Nielson (2002-05)
 4 - Katie Murphree (2009-10)
4 - Laney Jones (2020-Pres.)

MUSB Career Fielding Percentage
 (min. 200 chances)
 1. .993 - Carrie Michaelis 454 chances (1996)
 2. .990 - Rossana Panuco 413 chances (1997)
 3. .985 - Karri Britt 1,184 chances (2000-03)
 .985 - Allison Webb 595 chances (2001-04)
 .985 - Elizabeth DeShields 206 ch. (2017)
6. .984 - Aly Harrell 870 chances (2018-Pres.)

MUSB Career Putouts
 5. 1,013 - Rachel Folden (2005-08)
 6. 831 - Karri Britt (2000-03)
7. 825 - Aly Harrell (2018-Pres.)
 8. 791 - Katalin Lucas (2013-16)

MUSB Career Double Plays Turned
 5. 26 - Leigh Wintter (2003-06)
 6. 24 - Alianna Telles (2009-12)
 7. 23 - Deanna Tourville (2005-08)
23 - Aly Harrell (2018-Pres.)

Individual Milestones
150 Career Starts
 Aly Harrell - 148

100 Career Starts
 Armani Brown - 102 (vs. Bellarmine 3/28)
 Mya Stevenson - 102 (at MTSU game 2 - 4/9)

150 Career Hits
 Aly Harrell - 141

100 Career Hits
 Blakely Burch - 97 (8 at USC Upstate, 88 at MU)
 Mya Stevenson - 97
 Madison Whitaker - 94 (86 at Wright State, 8 at MU)
 Armani Brown - 92
 Sierra Huerta - 86
 Katie Adams - 74

100 Runs Scored
 Aly Harrell - 86
 Mya Stevenson - 80
 Sierra Huerta - 79
 Blakely Burch - 75 (6 at USC Upstate, 69 at MU)
 Armani Brown - 55

50 Career Runs Scored
 Madison Whitaker - 48 (43 at Wright State, 5 at MU)

20 Career Doubles
 Madison Whitaker - 19 (16 at Wright State, 3 at MU)
 Katie Adams - 19
 Blakely Burch - 17 in MU career
 (21 total, 4 at Upstate)
 Mya Stevenson - 14

10 Career Home Runs
 Madison Whitaker - 9 (8 at Wright State, 1 at MU)

100 Career RBI
 Sierra Huerta - 67
 Blakely Burch - 63 (5 at USC Upstate, 58 at MU)
 Madison Whitaker - 58 (53 at Wright State, 5 at MU)

50 Career RBI
 Katie Adams - 45

20 Career Wins
 Laney Jones - 19 (had 21 at Div. II Ashland Univ.)
 Ashley Blessin - 10

20 Career Pitching Starts
 Laney Jones - 17 (had 39 at Div. II Ashland Univ.)
 Ashley Blessin - 16

100 Innings Pitched
 Laney Jones - 98.0 (had 262.0 at Div. II Ashland U.)
 Ashley Blessin - 80.0

100 Career Strikeouts
 Laney Jones 80 - (had 198 at Div. II Ashland Univ.)

50 Career Strikeouts
 Ashley Blessin - 50 (at MTSU 4/11)

All-time Series: Florida Atlantic

FAU: 19 all-time meetings

Marshall leads 11-8

Date	W/L	Score	Site	Rank
2/9/13	W	3-1	N	
2/10/13	W	2-1 (8)	N	
3/5/14	W	8-5	A	
3/5/14	L	4-0	A	
3/6/14	L	9-6	A	
4/18/15	L	3-0	H	
4/18/15	W	6-5	H	
4/16/16	L	9-1 (6)	A	(#24)
4/16/16	L	8-0 (6)	A	(#24)
4/17/16	L	5-0	A	(#24)
4/8/17	W	4-2	H	
4/9/17	W	6-3	H	
4/9/17	W	2-0	H	
3/24/18	W	4-0	A	
3/24/18	L	10-3	A	
3/25/18	L	4-3 (9)	A	
5/4/19	W	4-3	H	
5/4/19	W	10-0 (6)	H	
5/5/19	W	8-0 (5)	H	

The Series...

Marshall and Florida Atlantic is a still fairly young series going back to two meetings at USF in 2013. The Herd won both of those contests including a 2-1 win with a walkoff sacrifice fly in the eighth inning from Alyssa Woodrum, scoring Jazmine Valle. Once FAU joined Conference USA before the 2014 season, the series has been dominated by whoever is the home team. Down in Boca Raton, Marshall is just 2-7. However at Dot Hicks Field, the Herd is 7-1.

The first conference series took place in Boca Raton in 2014. Marshall won the first meeting and then fell in the next two. In 2015, the three-game series was cut down to just two games with the Sunday meeting being cancelled due to weather. The teams split the Saturday doubleheader. The Owls took the pitcher's duel in game one between Kylee Hanson for FAU and Jordan Dixon for Marshall, 3-0. Game two featured another walkoff for the Herd. The Owls tied the game at 5-5 with three runs in the top of the seventh. In the bottom of the inning, Morgan Zerkle led off with an infield single and then moved to second on a sac bunt from Kaelynn Greene. Elicia D'Orazio then pushed one into left field that sent the speedy Zerkle home for the winner.

In 2016, the series returned to Boca Raton, the Owls were ranked No. 24, and swept a struggling Marshall squad. The Herd managed to score just one run during the weekend off a solo home run by Raquel Escareno in the second inning of game one. The series returned to Huntington in 2017 as Marshall was receiving votes in the top 25 and swept the Owls. In game one, Taylor "The Sniper" McCord threw out back-to-back runners in the fifth inning attempting to steal second. Dixon earned the first two wins and then Ali Burdette won game three. Dixon was named C-USA Pitcher of the Week that Monday.

Marshall went down back down to Boca Raton in 2018 and won the first game before dropping the next two. In the win, McCord was at it again as she tied a team record with three runners caught stealing. Game two was a close contest until the Owls went off for six runs in the bottom of the sixth for the 10-3 win. The Herd trailed 2-0 in game three before tying things up with two runs in the top of the sixth. In the bottom of the seventh, Kailee Williamson picked up a big strikeout on Emily Lochten to send the game to extra innings. Marshall scored one in the top of the eighth, however, FAU scored one in the bottom of the ninth as well. The Owls finally ended the series finale in the bottom of the ninth with a walkoff double from Samantha Lageyre.

Florida Atlantic returned to Huntington in 2019 needing wins to qualify for the C-USA Tournament. Marshall rained on those plans with another sweep to end the regular season, and the Owls year. Game one was tied at 3-3 in the sixth before Sierra Huerta smacked a solo home run to give the Herd the lead. Pitcher Abigail Tolbert finished off the Owls with two strikeouts and then a fly out for the 4-3 win. Marshall dominated game two with a 10-0 win in six innings. Mya Stevenson and Hannah Giammarino both went deep. Kailee Williamson turned in a great performance in the circle allowing just five hits in six innings for the shutout.

The Herd again took command in the final game on senior day, 8-0, in five innings. FAU senior Madisyn Palmer entered the weekend needing six stolen bases to pass Marshall's Elicia D'Orazio to be the all-time leader in C-USA. After nabbing three thefts in the Saturday doubleheader, Tolbert struck Palmer out three times to completely keep her off the bases, including for the final out of the game. D'Orazio kept the top spot with 166, and Palmer is second with 164. Rachel Rousseau had a triple and a home run, driving in five to help lead the way for the win.

Previous Meetings: May 4-5, 2019 in Huntington

The Automated ScoreBook Florida Atlantic at Marshall University (Game 1) May 04, 2019 at Huntington, W.Va. (Dot Hicks Field)

The Automated ScoreBook Florida Atlantic at Marshall University (Game 2) May 04, 2019 at Huntington, W.Va. (Dot Hicks Field)

The Automated ScoreBook Florida Atlantic at Marshall University May 05, 2019 at Huntington, W.Va. (Dot Hicks Field)

Florida Atlantic 3 (20-28,7-15 C-USA)

Marshall University 4 (34-18,15-7 C-USA)

Player	ab	r	h	rbt	bb	so	po	a	lob
Palmer, Madisyn cf	3	1	0	0	1	3	0	0	0
Lageyre,S. ss	3	0	0	0	1	2	2	0	0
Davis, Fayth rf	3	0	2	1	0	0	0	0	0
Olson, Mia dp	3	0	0	1	0	1	0	2	0
Duffner, Jolie 3b	3	1	2	0	0	2	2	1	0
Burke, Kaitlyn c	2	0	0	0	1	1	5	1	0
Whitt, Lauren lb	3	0	0	0	0	1	5	1	0
Rosa, Carolyn 2b	3	0	1	0	0	2	2	1	0
Jennings, Ashleigh lf	3	1	1	0	0	1	2	0	1
Whitty, Skylar p	0	0	0	0	0	0	1	0	0
Totals	26	3	6	3	3	7	18	9	5

Score by Innings	1	2	3	4	5	6	7	R	H	E
Florida Atlantic	1	0	0	1	1	0	0	3	6	1
Marshall University	2	0	1	0	0	1	X	4	6	0

E - Rosa, C., DP - FAU 1, LOB - FAU 5; Marshall 4, 3B - Duffner, J., HR - STEVENSON,M.; HUERTA, S., SH - BURCH, B., SB - Palmer, M. 2; Lageyre.

Florida Atlantic	ip	h	r	er	bb	so	ab	bf	np
Whitty, Skylar	4.0	5	3	3	3	15	19	73	
Olson, Mia	2.0	1	1	1	0	2	7	26	

Win - TOLBERT, A. (22-14), Loss - Olson, M. (5-14), Save - None.
WP - Whitty, S.; TOLBERT, A. Pitches/strikes: Whitty, S. 73/37; Olson, M. 26/14; TOLBERT, A. 113/75.

Umpires - HP: Tammy Cooper 1B: Jose Travis 3B: Mike Corkle
Start: 11:00 am Time: 1:47 Attendance: 325
Weather: It could get really wet today
Whitty, S. faced 1 batter in the 5th.

Florida Atlantic 0 (20-29,7-16 C-USA)

Marshall University 10 (35-18,16-7 C-USA)

Player	ab	r	h	rbt	bb	so	po	a	lob	avg
Palmer, Madisyn cf	2	0	0	0	1	0	1	0	2	.274
Lageyre,S. ss	3	0	1	0	0	0	4	0	2	.299
Davis, Fayth rf	3	0	1	0	0	1	0	0	402	PENNINGTON, Rachel pr
Olson, Mia dp	3	0	0	0	0	1	0	1	306	STEVENSON, Mya dp
Duffner, Jolie 3b	3	0	0	0	0	0	1	2	257	BURCH, Blakely 3b
Murray, Myah lb	2	0	1	0	0	7	0	0	240	ROUSSEAU, Rachel lf
Burke, Kaitlyn c	2	0	0	0	0	3	0	1	160	HUERTA, Sierra ss
Rosa, Carolyn 2b	2	0	1	0	0	2	1	0	253	ELLIS, Hayden c
Jennings, Ashleigh lf	2	0	1	0	0	0	1	0	269	ESTRADA, Abigail rf
Morrison, Kelsey p	0	0	0	0	0	0	0	0	.091	ADAMS, Katie ph
Totals	22	0	5	0	1	1	15	7	5	

Score by Innings	1	2	3	4	5	6	7	R	H	E
Florida Atlantic	0	0	0	0	0	0	0	0	5	1
Marshall University	2	0	4	0	0	4	0	10	7	0

E - Duffner, J., LOB - FAU 5; Marshall 5, 2B - Davis, F.; GIAMMARINO, H. HR - STEVENSON,M.; GIAMMARINO, H. HBP - GIAMMARINO, H. SB - Palmer, M.; ROUSSEAU, R.; GIAMMARINO, H.

Florida Atlantic	ip	h	r	er	bb	so	ab	bf	np	era
Morrison, Kelsey	2.1	1	4	2	2	3	9	12	58	3.82
Olson, Mia	2.2	6	6	6	4	0	14	18	75	3.98

Win - WILLIAMSON,K (11-3), Loss - Olson, M. (5-15), Save - None.
WP - Olson, M., HBP - by Morrison, K. (GIAMMARINO,H). Pitches/strikes: Morrison, K. 58/36; Olson, M. 75/38;
WILLIAMSON,K 85/56.

Umpires - HP: Jose Travis 1B: Mike Corkle 3B: Tammy Cooper
Start: 1:30 pm Time: 1:47 Attendance: 400
Weather: It is getting darker

Florida Atlantic 0 (20-30,7-17 C-USA)

Marshall University 8 (36-18,17-7 C-USA)

Player	ab	r	h	rbt	bb	so	po	a	lob	avg	Player	ab	r	h	rbt	bb	so	po	a	lob	avg
Palmer, Madysn cf	3	0	0	0	0	3	1	1	3	.272	BROWN, Armani 2b	3	1	2	0	0	0	2	1	0	.333
Lageyre,S. ss	2	0	0	0	0	5	3	0	296	HARRELL, Aly lb	3	2	2	0	0	0	6	6	1	.320	
Davis, Fayth rf	2	0	0	0	0	0	0	0	383	STEVENSON, Mya dp	2	2	1	1	1	1	0	0	1	.320	
Olson, Mia dp	2	0	0	0	1	0	1	0	310	BURCH, Blakely 3b	2	1	1	1	0	1	3	0	285	.310	
Duffner, Jolie 3b	1	0	1	0	1	0	0	0	364	DAISS, Briana ph	1	0	1	0	0	0	0	0	0	.275	
Murray, Myah lb	2	0	1	0	1	3	0	250	ROUSSEAU, Rachel lf	2	1	2	5	0	0	0	0	0	.312		
Agurkis, Angela c	2	0	0	0	0	2	0	143	LOOSE, Samantha ph	0	0	0	0	0	0	1	0	0	.154		
Bieberle, Danielle pr	0	0	0	0	0	0	0	258	HUERTA, Sierra ss	3	0	0	0	0	0	0	5	2	.278		
Rosa, Carolyn 2b	2	0	0	0	0	1	1	232	ELLIS, Hayden c	0	0	0	0	0	0	1	6	0	.241		
Jennings, Ashleigh lf	2	0	1	0	0	0	0	271	PENNINGTON, Rachel pr	0	1	0	0	0	0	0	0	0	.000		
Whitty, Skylar p	0	0	0	0	0	0	0	1	0	-	ESTRADA, Abigail rf	2	0	0	0	0	1	0	1	0	.260
Totals	18	0	3	0	1	6	12	6	4		GIAMMARINO, H. cf	2	0	1	1	0	0	0	0	0	.273
											TOLBERT, Abigail o	0	0	0	0	0	0	0	0	0	.000

Score by Innings	1	2	3	4	5	6	7	R	H	E
Florida Atlantic	0	0	0	0	0	0	0	0	3	2
Marshall University	4	3	1	0	0	8	8	1		

E - Lageyre; Whitty, S.; BROWN, A., DP - Marshall 1, LOB - FAU 4; Marshall 4, 2B - STEVENSON,M., 3B - ROUSSEAU, R., HR - ROUSSEAU, R., SB - PENNINGTON,R.; GIAMMARINO,H.

Florida Atlantic	ip	h	r	er	bb	so	ab	bf	np	era
Whitty, Skylar	2.0	6	7	6	1	0	14	15	45	3.49
Olson, Mia	2.0	2	1	1	2	2	7	9	39	3.69

Win - TOLBERT, A. (23-14), Loss - Whitty, S. (8-6), Save - None.
WP - Olson, M., Pitches/strikes: Whitty, S. 45/28; Olson, M. 39/19; TOLBERT, A. 68/47.

Umpires - HP: Mike Corkle 1B: Tammy Cooper 3B: Jose Travis
Start: 1:30 pm Time: 1:16 Attendance: 600
Weather: Rain finally clearing

Conference USA Standings

East Division	Conf.	CPCT.	Overall	PCT.	West Division	Conf.	CPCT.	Overall	PCT.
Charlotte	6-2	.750	22-9	.710	Louisiana Tech	3-1	.750	13-19	.406
Middle Tennessee	4-4	.500	18-17	.514	UAB	5-3	.625	18-16	.529
FIU	2-2	.500	10-15	.400	UTSA	5-3	.625	11-20	.367
Florida Atlantic	3-5	.375	8-23	.258	North Texas	2-2	.500	20-9	.679
Marshall	1-3	.250	12-7	.632	UTEP	3-5	.375	8-16	.333
WKU	0-0	.000	15-6	.714	Southern Miss	2-6	.250	20-19	.526



Megan Smith

Head Coach
3rd Season
North Carolina '99



Megan Smith Lyon enters her third season leading the Marshall softball team after being hired as the program's fourth head coach on July 25, 2018. Coach Smith became the fastest to reach 50 wins in program history, needing just 76 games to get there, as she earned her 50th at Marshall with a dominating 8-0 win in five innings over Rhode Island on Feb. 23, 2020.

Coach Smith's record at Marshall is 72-36, a .667 winning percentage, and 465-301 overall (14 years).

Marshall was off to a record-breaking start offensively in 2020 before the year came to an abrupt end after 25 games, due to the cancellation of the season from the outbreak of the COVID-19 virus. The Herd was on pace to eclipse records that were set just the season before. As a team Marshall was batting .357, slugging .643, an on base percentage of .440, and was leading the nation in home runs per game with 1.92 (48 total). The team was on pace to hit the century mark in homers by the end of the regular season. The offensive onslaught started from the beginning of the year and picked up pace during the Pirate Classic (Feb. 28-March 1) as Marshall blasted 15 home runs in five games. The Herd tied its single-game record of five home runs twice. The first time came against the Delaware State Hornets (Feb. 28) and then at No. 11 Kentucky (March 11). Marshall was seventh in the nation in scoring with 7.56 runs per game, with the old team record of 5.40 set in 2015. Other per game averages that displayed the Herd's offensive prowess included 9.84 hits (old record 9.28 in 2015), 1.64 doubles (1.40 set in 2008), 6.96 RBI (4.88 set in 2019), 17.72 total bases (12.31 set in 2017), and 3.48 walks per contest (3.44 set in 2019). Marshall had eight wins by the mercy rule, tied for third-most in a season (2006) in team history.

Coach Smith led a big turnaround for the Herd with a 17-win improvement (tied for second-best in program history) at 42-22.

Her first season with the Herd was a record-breaking one along with leading the team to the Conference USA Championship game for the first time since 2014 as the No. 4 seed in the tournament. Following the 3-1 championship game loss to No. 2 seed Louisiana Tech, Marshall received an invite to the National Invitational Softball Championship and played in the Lynchburg, Va., Regional. Again Marshall fought its way into the regional championship game before falling to the host Liberty Flames. The Herd ended the season tying the record for most wins in a season with 42.

Coach Smith won her debut game for the Green and White with a 5-2 victory over UC-Riverside (Feb. 8) in San Diego, Calif. She earned her 400th career coaching victory with a 10-1 win against Presbyterian (Feb. 16). The Herd finished the early part of the season with a 17-6 record before diving into Conference USA action. Marshall was predicted to finish eighth in the preseason coaches' poll but battled through to a 17-7 record with the series win in 7-of-8 conference matchups. The Herd played well at home with a 13-6 record including two walk-off victories at the Dot in conference action against WKU and Louisiana Tech.

During the season, the team as well as individual players were ranked nationally in many statistical categories. By the end of the season Marshall was ranked in the top 100 in home runs (19th), shutouts (tied for 21st), slugging percentage (27th), on base percentage (40th), runs per game (45th), winning percentage (51st) and fielding percentage (97th). Individually Aly Harrell led the country in total walks (68) and combined free passes with 85 (68 walks and 17 hit-by-pitches). Sierra Huerta led the nation in hit-by-pitches with 30 which was also good for 12th most all-time in NCAA history. Freshman Mya Stevenson led all freshman across Division I with 20 homers. Marshall players in total ranked in the top 50 in the country 17 times by the end of the 2019 season.

The 2019 Marshall softball team broke or tied 15 team records and 15 individual records.

Team Records:

Most postseason games played – 10, previous record of six in 2013 & 2017
Most games played – 64, previous record of 62 set in 1996
Highest slugging percentage – .489, previous record of .465 set in 2008
Most runs scored – 339, previous record of 282 set in 2014
Most doubles – 83, previous record of 80 set in 2005
Most home runs – 79, previous record of 52 set in 2008
Most RBI – 312, previous record of 244 set in 2008

Most total bases – 785, previous record of 669 set in 2008

Most walks – 220, previous record of 166 set in 2007

Most hit-by-pitches – 74, previous record of 51 set in 2010

Most shutouts – 16, previous record of 15 set in 1997

Most times back-to-back home runs in a season – 4

Tied for most wins – 42, set in 2017

Tied for most triples – 13, set in 2017

Tied most home runs in a game – 5 vs. Presbyterian, set in 2014 at Northern Kentucky

Individual Records:

On base percentage single-season and career – Aly Harrell .578 season and .539 career

Games played and started – 64 Aly Harrell and Sierra Huerta

Triples – 7 Blakely Burch

Home runs – 20 Mya Stevenson (also freshman record)

Walks – 68 Aly Harrell

Hit-by-pitches – 30 Sierra Huerta

Total bases by freshman – 130 Mya Stevenson

Putouts – 459 Aly Harrell

Cycle – Mya Stevenson at Charlotte, first ever in program history

Tied walks in a game – 4 Aly Harrell

Tied hit-by-pitches in a game – 3 Aly Harrell

Longest streak of games with at least one RBI – 10 Aly Harrell

Smith, who sported a career record of 393-265 prior to coming to Marshall, led the jayhawks to six consecutive 30-win seasons and back-to-back appearances in the NCAA Tournament in 2014 and 2015 during her nine seasons at the helm. The 2015 campaign yielded the first 40-win season for the program in 23 years, the best start in school history for the second time in her tenure (12-0) and seven consecutive weeks in the top 25. Her 2013 team recorded the program's highest winning percentage (.680) in 21 years, broke the Big 12 record for batting average (.345), the highest mark in the NCAA that season. In 2012, Kansas had a 20-game win streak and, the year before, boasted an 11.5 game won-loss record improvement, the 16th-best turnaround in NCAA history. The 26-3 mark to open the 2011 season was also the best start in the program's history.

"I am extremely honored and excited to be a part of the Marshall family," said Smith. "There is such a strong history and tradition of success within the softball program and I am humbled to now be a part of that. I want to thank Mike Hamrick for this incredible opportunity for me and my son Cooper. I am eager to get to know the players and to get started this fall!"

At Kansas, she coached one All-American, one academic All-American, 20 All-Big 12 selections, 20 NFCA (National Fastpitch Coaches Association) All-Region selections, 50 All-Big 12 Academic Team honorees, three Big 12 Scholar Athletes of the Year and three student-athletes taken in the NPF (National Pro Fastpitch) Draft. The program also set single-season fielding percentage (2014, .979-second-highest nationally) and home run records during her time as head coach (60, 2011).

Prior to her time in Lawrence, Smith was an assistant for LSU for three seasons, where she helped the Tigers in winning the 2007 SEC Tournament and the Stanford Regional in the NCAA Tournament en route to 55 wins. LSU finished the regular season ranked third in the ESPN/USA Today poll. The following season, the Tigers picked up 44 wins on their way to a #9 national seed in the NCAA Tournament. During her tenure, she mentored two All-Americans and five NFCA All-South Region honorees.

Smith started the softball program at Western Carolina and posted a 41-20 record in WCU's inaugural season, earning 2006 Southern Conference Coach of the Year honors, while leading the Catamounts to the league's regular season title. That season, five student-athletes garnered first-team all-league acclaim, with another on the second team and two more were tabbed on the NFCA Southeast All-Region second team. She also coached the conference's 2006 Pitcher of the Year and Freshman of the Year. WCU broke the league's single-season home run record (81) that year, part of an explosive offensive season for the program (third in the nation in home runs per game, 14th in slugging percentage, 19th in scoring).

She also had assistant coaching stops at her alma mater North Carolina (2004), where she helped the Tar Heels reach the NCAA Tournament, and at Charlotte in 2003.

Her first head coaching position came at Young Harris College in Georgia, where she put up a 79-41 record over two seasons.

“We are very much looking forward to Megan leading our softball program,” said Marshall Director of Athletics Mike Hamrick. “She is a proven winner and has a reputation for helping mold top-quality student-athletes. Our program is eager for her arrival in Huntington.”

Smith, who is an NCAA Division I Softball Committee member, graduated from North Carolina in May 1999 with a Bachelor of Arts in Physical Education and Recreation Studies. She received her Master of Science in Human Performance and Sport Studies from Tennessee in August of 2000.

A Walkertown, N.C. native, Smith and the late Paul Buske have one son, Cooper.

Smith and assistant coach Corey Lyon, married on May 22, 2020.

COACH SMITH YEAR-BY-YEAR

Year	School	Record	Conference	Post Season
2001	Young Harris	34-25		NJCAA Regional Runner-up
2002	Young Harris	45-16		NJCAA Regional Runner-up
2005	W. Carolina	0-0		Start of the program
2006	W. Carolina	41-20	16-4	1st Southern Conference
2010	Kansas	21-35	2-16	10th Big 12
2011	Kansas	31-22	2-16	10th Big 12
2012	Kansas	31-20	6-17	9th Big 12
2013	Kansas	34-16	9-8	4th Big 12
2014	Kansas	34-23	7-11	5th Big 12/NCAA Regionals (1-2)
2015	Kansas	40-15	8-10	5th Big 12/NCAA Regionals (2-2)
2016	Kansas	31-20	8-9	4th Big 12
2017	Kansas	24-28	3-14	7th Big 12
2018	Kansas	27-25	2-16	7th Big 12
2019	Marshall	42-22	17-7	4th C-USA/C-USA Tourn. Runner-Up/NISC Lynchburg Regional Runner-Up (3-2)
2020	Marshall	18-7	0-0	Remainder of season was canceled due to COVID-19 pandemic
2021	Marshall	12-7	1-3	
Record 15 yrs		465-301	81-131	
Record Div I 13 yrs		386-260	81-131	
at Young Harris 2 yrs		79-41		
at Western Carolina 1 yr		41-20	16-4	
at Kansas 9 yrs		273-204	47-117	
At Marshall 3 yrs		72-36	18-10	



Season Trends/Last Time

MARSHALL'S RECORD WHEN...

at Home	8-2
Away	4-5
Neutral	0-0
Conference	1-3
Non-Conference	11-4
Record	12-7
Longest winning streak	6
Longest losing streak	3
Current streak	Losing - 3
Largest margin of victory	10
Largest margin of loss	4 (2x)
One-Run Games	3-2
Two-Run Games	2-2
Three-Four Run Games	1-3
Five-Plus Run Games	6-0
Scoring zero-two runs	2-3
Scoring three-five runs	1-3
Scoring six-nine runs	7-1
Scoring 10+ runs	2-0
Out hit the opponent	11-0
Gets out hit by opponent	1-6
Hits are Even	0-1
Records five or fewer hits	1-3
Records six-nine hits	7-3
Records 10+ hits	4-1
In extra innings	0-1
In shutouts	3-0
Scoring first	10-4
Opponent scores first	2-3
Scoring in first inning	7-3
Ahead after fourth inning	10-1
Ahead after fifth inning	8-1
Ahead after sixth inning	8-0
Trailing after fourth inning	0-6
Trailing after fifth inning	1-5
Trailing after sixth inning	0-4
Tied after fourth inning	2-0
Tied after fifth inning	1-1
Tied after sixth inning	1-3
February	0-0
March	11-4
April	1-3
May	0-0

Occurred in 2021 in *Italics and Green*

^^ - Team Record ** - Tied Team Record

Offense

Scored 10-14 Runs.....	10 at Middle Tennessee (game 1), April 9, 2021
.....	2x in 2021 (MTSU & Bellarmine)
Scored 15+ Runs.....	15 at No. 11 Kentucky, March 11, 2020
Recorded 10-14 Hits.....	10 at Middle Tennessee (game 2), April 9, 2021
.....	5x in 2021 (Akron, Valpo, Chattanooga 2x, MTSU)
Recorded 15+ Hits.....	15 at Norfolk State, March 1, 2020
Hit 4-5 Doubles.....	4 vs. Bellarmine, March 27, 2021
.....	4x in 2021 (Akron, Chattanooga 2x, Bellarmine)
Hit 6+ Doubles.....	**6 at Chattanooga (game 2), March 20, 2021
.....	Prior to that, ^^6 vs. UNC Greensboro, Feb. 8, 2015
Hit 2+ Triples.....	**2 vs. East Tennessee State, Feb. 21, 2020
Hit 2-4 Home Runs.....	2 at Middle Tennessee, April 10, 2021
.....	11x in 2021
Hit 5+ Home Runs.....	**5 at No. 11 Kentucky, March 11, 2020
Drew 5-9 Walks.....	7 vs. Bellarmine, March 28, 2021
.....	4x in 2021 (Akron & Chattanooga 2x, Bellarmine)
Drew 10+ Walks.....	10 at Chattanooga (game 2), March 20, 2021
.....	Prior to that, ^^13 vs. Kent State, March 6, 2011
30+ Total Bases.....	30 vs. Delaware State, Feb. 28, 2020
3-4 Hit-By-Pitches.....	3 at Middle Tennessee (Game 1), April 9, 2021
.....	3 (2x) in 2021 (Akron, Longwood & MTSU)
2+ Intentional Walks.....	2 at Florida Gulf Coast (2), March 21, 2018
Stole 5-7 Bases.....	5 vs. UTSA, March 23, 2019
Stole 8-9 Bases.....	8 at Virginia Tech, April 21, 2017
Stole 10+ Bases.....	11 vs. UMass-Lowell, Feb. 17, 2018
2+ Sacrifice Flies.....	**3 at Hampton, Feb. 28, 2020
4+ Sacrifices.....	4 vs. Cal Poly, Feb. 9, 2019
Struck Out 10+ Times.....	10 at Kennesaw State, Fe. 22, 2020

Pitching

Pitched 10+ Strikeouts.....	10 at Norfolk State, Feb. 29, 2020
Pitched 0 Walks.....	at Middle Tennessee, April 11, 2021
.....	Prior to that, at Hampton, Feb. 28, 2020
Pitched 5-9 Walks.....	9 at Middle Tennessee (game 2), April 9, 2021
.....	3x in 2021 (Chattanooga & MTSU twice)
Pitched 10+ Walks.....	13 at USF, Feb. 21, 2015
Held a Team Without a Run.....	vs. Bellarmine (10-0), March 28, 2021
.....	3x in 2021 (Akron, Saint Francis & Bellarmine)
Allowed 10+ Runs.....	16 at No. 11 Kentucky, March 11, 2020
Allowed 10+ Hits.....	15 at Middle Tennessee, April 11, 2021
.....	5x in 2021 (Valpo, Longwood and 3x at MTSU)
Pitched Consecutive Shutouts.....	(4 games) May 4-9, 2019 vs. Florida Atlantic (2x),
.....	UTSA and North Texas

Defense

30+ Putouts.....	30 vs. WKU (10 inn.), March 13, 2015
10-14 Assists.....	12 at Middle Tennessee (Game 2), April 9, 2021
.....	2x in 2021 (Bellarmine & MTSU)
15+ Assists.....	15 vs. Louisville, April 23, 2019
3-4 Errors.....	4 vs. Akron (Game 1), March 3, 2021
.....	Prior to that, 4 at No. 11 Kentucky, March 11, 2020
5+ Errors.....	5 vs. Lipscomb, Feb. 14, 2020
2+ Double Plays.....	2 at No. 11 Kentucky, March 11, 2020
5-7 Stolen Bases Allowed.....	7 vs. Lipscomb, Feb. 14, 2020
8+ Stolen Bases Allowed.....	9 at Georgia, Feb. 23, 2002

Beat a Top 25 Team.....	April 2, 2008, at #24 Ohio State (11-0 & 6-1)
Was No Hit.....	Feb. 8, 2013 at No. 12 USF (431 games)

Season Trends/Last Time

By a Marshall Player	Mya Stevenson 4-for-4 (3B, 1B, HR, 2B) at Charlotte (1), March 16, 2019
Hit for the Cycle.....	only other cycle in team history by Jeanne Noble vs. Dayton in 1994
Had 4 Hits	<i>Grace Chelemen 4-of-4 vs. Bellarmine, March 27, 2021</i>
.....	<i>Prior to that, Saige Pye 4-of-5 at No. 11 Kentucky, March 11, 2020</i>
Had 5+ Hits	^^Morgan Zerkle, 5-for-5 vs. Bucknell, Feb. 14, 2015
Scored 3+ Runs.....	<i>Madison Whitaker, 3 vs. Bellarmine, March 28, 2021</i>
.....	<i>2x in 2021 Mya Stevenson, 3 at Chattanooga, March 21, 2021</i>
.....	Last time 2 players scored 3-4 runs in the same game, March 21, 2017 at UNC Greensboro (Eloise Tribolet 3 & Elicia D'Orazio 3)
Drove in 3-4 Runs.....	<i>Katie Adams, 3 at Middle Tennessee (game 1), April 9, 2021</i>
.....	<i>Players accomplished it 6x in 2021</i>
.....	Players accomplished it 22x in 2020
Drove in 5+ Runs.....	<i>Kat Sackett, 6 at Middle Tennessee (game 1), April 9, 2021</i>
.....	<i>Kat Sackett has done it 2x in 2021 (Chattanooga & MTSU)</i>
.....	Players accomplished it 4x in 2020 (Mya Stevenson 2x, Katie Adams & Saige Pye)
Hit 2 Doubles	<i>Sierra Huerta & Kat Sackett, 2 at Chattanooga (game 2), March 20, 2021</i>
.....	<i>Last time 2 players hit 2 doubles in the same game, Feb. 28, 2018 vs. Kent State (Taylor McCord & Aly Harrell)</i>
.....	<i>Katie Adams both games of DH vs. Akron, March 3, 2021</i>
Hit 3+ Doubles	**Deanna Tourville, 3 vs. Ohio, April 16, 2005
.....	tied with Nichole Corrigan vs. Miami (OH), May 5, 2000
Hit 2+ Triples	^^Amanda Williams, 2 vs. Bowling Green, March 31, 2004
Hit 2 Home Runs	<i>Kat Sackett, 2 at Middle Tennessee (game 1), April 9, 2021</i>
.....	<i>Prior to that, Saige Pye at No. 11 Kentucky, March 8, 2020</i>
.....	Players accomplished it 5x in 2020 (Sierra Huerta - 2, Mya Stevenson - 2 & Saige Pye)
Hit 3+ Home Runs	Shaelynn Braxton, 3 at Northern Kentucky, April 9, 2014
Hit Back-to-Back HRs.....	<i>Paige Halliwill & Sierra Huerta (led off game) at Chattanooga, March 21, 2021</i>
.....	<i>Prior to that, Mya Stevenson & Saige Pye vs. Rutgers, March 7, 2020</i>
.....	happened 2x in 2020
Hit back-to-back-to-back HRs.....	Rachel Folden, Samantha Rodriguez, Caitlyn Jackson
.....	at Morehead State, April 15, 2008
Walked 3 Times	<i>Katie Adams at Chattanooga (game 2), March 20, 2021</i>
.....	<i>Prior to that, Aly Harrell vs. Howard, Feb. 29, 2020</i>
.....	Players accomplished it 3x in 2020 (Aly Harrell - 2, Mya Stevenson - 1)
Walked 4+ Times.....	**Aly Harrell, 4 vs. WKU, April 7, 2019
HBP 2 Times.....	<i>Sierra Huerta at Middle Tennessee (game 1), April 9, 2021</i>
.....	<i>Sierra Huerta has done it 2x in 2021 (Longwood & MTSU)</i>
HBP 3 Times.....	**Aly Harrell at No. 20 James Madison, March 27, 2019
Stole 3-4 Bases.....	Hannah Giammarino, 3 vs. Rider, March 3, 2019
Stole 5+ Bases.....	**Morgan Zerkle, 5 vs. Delaware State, March 5, 2017
Had a Walk-Off HR.....	Rachel Rousseau (solo leadoff) 8th inn. vs. WKU (8-7), April 7, 2019
Had a Walk-Off 3B.....	Jazmine Valle 11th inn. vs. Memphis (1-0), March 29, 2013
.....	Bri Anna Hope scored, first walk-off triple in program history since 2000
Had a Walk-Off 2B.....	Blakely Burch 7th inn. vs. Louisiana Tech (7-6), April 20, 2019
.....	Rachel Rousseau and Samantha Loose scored
Had a Walk-Off 1B.....	Blakely Burch 8th inn. vs. East Tennessee State (5-4), Feb. 21, 2020
.....	Rachel Pennington scored
Had a Walk-Off Stolen base	Elicia D'Orazio vs. Lipscomb (2-1), Feb. 10, 2017
.....	Stole home in the bottom of the 8th inning
Had a Walk-Off Walk	Marcena Bertoldo 9th inn. vs. East Carolina (8-7), Feb. 19, 2010
.....	Jessica Hughes scored
Had a Walk-Off Sac Fly	Alyssa Woodrum 8th inn. vs. Florida Atlantic (2-1), Feb. 10, 2013
.....	Jazmine Valle scored
Had a Walk-Off Sac Bunt	Melissa Loesing 7th inn. vs. Boston (13-12), Feb. 26, 2010
.....	Samantha Spurlock scored, completed 7-run inning as MUSB trailed 12-6 entering bottom of 7th
Had a Walk-Off on an Error.....	Jessica Hughes 9th inn. vs. Wright State (5-4), April 14, 2010
.....	Marcena Bertoldo scored on an error at SS
Allowed a Walk-Off.....	<i>at Middle Tennessee (game 2) by Lexi Cushing - 10th inn. RBI single, April 9, 2021</i>
.....	<i>Prior to that, at FIU (game 2) Jessica Rivera - 7th inn. Grand Slam, April 13, 2019</i>
Pitched 10+ Innings	Jordan Dixon, 11.1 vs. Illinois NCAA Regionals, May 18, 2017
Struck Out 10+ Batters	Jordan Dixon, 10 at Virginia Tech, April 21, 2017
Pitched a Shutout	<i>Laney Jones vs. Bellarmine, March 28, 2021</i>
.....	<i>Laney Jones has 3 in 2021 (Akron, Saint Francis & Bellarmine)</i>
Pitched a No-Hitter	Jordan Dixon vs. WKU C-USA Tourn., May 11, 2017
Recorded 10+ Putouts.....	Aly Harrell, 11 at Norfolk State, March 1, 2020
Recorded 4-5 Assists.....	<i>Armani Brown, 4 at Middle Tennessee, April 11, 2021</i>
.....	<i>Players have done it twice in 2021 (Blakely Burch & Armani Brown)</i>
Recorded 6+ Assists.....	**Madison Whitaker, 8 at Middle Tennessee (game 2), April 9, 2021
.....	Players have done it 2x in 2021 (Blakely Burch & Madison Whitaker)
.....	Last time a player recorded 8 assists in a game, Amanda Lara vs. Georgia Southern, Feb. 11, 2012
.....	Whitaker's 8 assists is the 4th time since 2000 (Leigh Wintter-2006, Marcena Bertoldo-2008 & Amanda Lara-2012)
Catcher with 2 Runners Caught Stealing.....	Hayden Ellis vs. No. 13 Kentucky, March 20, 2019
Catcher with 3+ Runners Caught Stealing.....	Taylor McCord, 3 at Florida Atlantic, March 24, 2018

2021 Marshall Softball Stats

The Automated ScoreBook

Overall Statistics for Marshall (as of Apr 12, 2021) (All games Sorted by Batting avg)

Record: 12-7 Home: 8-2 Away: 4-5 C-USA: 1-3

Player	avg	gp-gs	ab	r	h	2b	3b	hr	rbi	tb	slg%	bb	hp	so	gdp	ob%	sf	sh	sb-att	po	a	e	fld%
43 HARRELL, Aly	.400	16-16	50	11	20	3	0	6	16	41	.820	8	1	3	1	.492	0	0	0-0	88	6	3	.969
1 CHELEMEN, Grace	.390	19-18	59	12	23	4	0	2	12	33	.559	5	1	8	0	.433	2	2	3-7	37	0	3	.925
4 HUERTA, Sierra	.378	16-16	37	13	14	3	1	4	8	31	.838	10	6	3	0	.566	0	1	0-0	20	24	4	.917
44 ADAMS, Katie	.352	17-17	54	8	19	8	0	1	13	30	.556	7	0	1	0	.426	0	0	1-1	58	3	1	.984
3 BROWN, Armani	.323	18-11	31	9	10	2	0	0	2	12	.387	3	1	3	0	.400	0	1	0-1	26	17	3	.935
20 SACKETT, Kat	.308	11-11	39	4	12	6	0	3	14	27	.692	0	0	3	0	.300	1	0	0-0	49	4	0	1.000
16 PYE, Saige	.300	12-12	40	8	12	1	0	2	5	19	.475	5	1	6	0	.391	0	0	0-0	3	2	1	.833
2 HALLIWILL, Paige	.255	19-18	55	8	14	3	1	4	13	31	.564	6	5	16	0	.379	0	1	0-0	32	3	0	1.000
77 WHITAKER, Madison	.222	14-11	36	5	8	3	0	1	5	14	.389	2	1	3	0	.282	0	0	0-0	25	19	1	.978
23 STEVENSON, Mya	.200	19-18	55	15	11	1	0	4	10	24	.436	7	3	10	0	.323	0	0	3-3	8	0	0	1.000
55 BURCH, Blakely	.158	16-16	38	7	6	0	0	2	4	12	.316	2	2	2	0	.238	0	1	2-3	17	28	4	.918

28 KENNEY, Kay Kay	.250	11-3	4	5	1	0	0	1	3	4	1.000	4	0	2	0	.556	1	0	1-2	0	0	0	.000
9 MICHALLAS, Camryn	.250	6-0	4	2	1	1	0	0	2	2	.500	0	0	0	0	.250	0	0	0-0	1	5	0	1.000
27 ROUSSEAU, Rachel	.182	8-4	11	1	2	1	0	0	1	3	.273	5	0	3	0	.438	0	0	2-2	9	1	0	1.000
21 PENNINGTON, Rachel	.000	7-0	0	2	0	0	0	0	0	0	.000	0	0	0	0	.000	0	0	0-0	0	0	0	.000
17 LEE, Chloe	.000	7-0	0	3	0	0	0	0	0	0	.000	0	0	0	0	.000	0	0	0-2	0	0	0	.000
ROBINSON, T.	.000	1-0	0	0	0	0	0	0	0	0	.000	0	0	0	0	.000	0	0	0-0	2	0	0	1.000
Totals	.298	19	513	113	153	36	2	30	108	283	.552	64	21	63	1	.395	4	6	12-21	379	125	20	.962
Opponents	.260	19	497	74	129	26	3	10	65	191	.384	55	12	83	0	.346	2	14	19-22	372	145	15	.972

LOB - Team (123), Opp (127). DPs turned - Team (3), Opp (5). IBB - Team (0), Opp (2). Picked off - CHELEMEN, G. 1.

(All games Sorted by Earned run avg)

Player	era	w-l	app	gs	cg	sho	sv	ip	h	r	er	bb	so	2b	3b	hr	b/avg	wp	hp	bks	sfa	sha
14 JOYCE, Cailey	2.74	1-1	6	4	2	0/0	0	23.0	18	10	9	12	18	4	1	1	.217	0	3	0	0	2
34 BLESSIN, Ashley	3.15	3-3	9	6	2	0/0	0	33.1	41	20	15	9	16	8	1	1	.297	0	3	0	1	4
40 JONES, Laney	3.46	4-2	10	7	3	3/0	1	30.1	26	17	15	15	19	9	0	2	.224	1	4	0	0	2

5 STAUFFER, Megan	0.64	2-0	5	0	0	0/0	0	11.0	11	5	1	4	4	1	0	1	.256	0	0	0	0	2
18 MCCOWN, Brianna	3.91	1-0	6	0	0	0/0	0	14.1	15	8	8	7	13	1	0	3	.263	3	0	0	0	2
19 GARAY, Madi	6.35	1-1	6	2	1	0/0	1	14.1	18	14	13	8	13	3	1	2	.300	1	2	0	1	2
Totals	3.38	12-7	19	19	8	3/0	2	126.1	129	74	61	55	83	26	3	10	.260	5	12	0	2	14
Opponents	5.53	7-12	19	19	4	0/0	2	124.0	153	113	98	64	63	36	2	30	.298	7	21	0	4	6

Pickoffs - Team (0), Opp (1). SBA/ATT - ADAMS, K. (12-14), BLESSIN, A. (7-8), SACKETT, K. (7-8), JONES, L. (6-7), MCCOWN, B. (3-4), STAUFFER, M. (2-2), JOYCE, C. (1-1).

2021 Marshall Softball Stats

The Automated ScoreBook

Overall Statistics for Marshall (as of Apr 12, 2021)

(All games Sorted by Fielding pct)

Player	c	po	a	e	fld%	dp	sba	csb	sba%	pb	ci
20 SACKETT, Kat	53	49	4	0	1.000	0	7	1	.875	0	0
2 HALLIWILL, Paige	35	32	3	0	1.000	0	0	0	.000	0	0
34 BLESSIN, Ashley	10	3	7	0	1.000	0	7	1	.875	0	0
27 ROUSSEAU, Rachel	10	9	1	0	1.000	1	0	0	.000	0	0
23 STEVENSON, Mya	8	8	0	0	1.000	0	0	0	.000	0	0
9 MICHALLAS, Camryn	6	1	5	0	1.000	0	0	0	.000	0	0
40 JONES, Laney	4	1	3	0	1.000	0	6	1	.857	0	0
5 STAUFFER, Megan	2	0	2	0	1.000	0	2	0	1.000	0	0
ROBINSON, T.	2	2	0	0	1.000	1	0	0	.000	0	0
14 JOYCE, Cailey	1	0	1	0	1.000	0	1	0	1.000	0	0
44 ADAMS, Katie	62	58	3	1	.984	0	12	2	.857	0	0
77 WHITAKER, Madison	45	25	19	1	.978	1	0	0	.000	0	0
43 HARRELL, Aly	97	88	6	3	.969	0	0	0	.000	0	0
3 BROWN, Armani	46	26	17	3	.935	1	0	0	.000	0	0
1 CHELEMEN, Grace	40	37	0	3	.925	0	0	0	.000	0	0
55 BURCH, Blakely	49	17	28	4	.918	0	0	0	.000	0	0
4 HUERTA, Sierra	48	20	24	4	.917	0	0	0	.000	0	0
16 PYE, Saige	6	3	2	1	.833	0	0	0	.000	0	0
19 GARAY, Madi	0	0	0	0	.000	0	0	0	.000	0	0
21 PENNINGTON, Rachel	0	0	0	0	.000	0	0	0	.000	0	0
17 LEE, Chloe	0	0	0	0	.000	0	0	0	.000	0	0
18 MCCOWN, Brianna	0	0	0	0	.000	0	3	1	.750	0	0
28 KENNEY, Kay Kay	0	0	0	0	.000	0	0	0	.000	0	0
Totals	524	379	125	20	.962	3	19	3	.864	0	0
Opponents	532	372	145	15	.972	5	12	9	.571	0	0

Hitting minimums - 1 Games 1 AB 1.0 AB/Game 1 TPA 1.0 TPA/Game

Pitching minimums - 1 Games 1 IP 1 BF 1.0 IP/Game

2021 Marshall Softball Stats

The Automated ScoreBook

Conference statistics for Marshall (as of Apr 12, 2021) (C-USA games only Sorted by Batting avg)

Record: 1-3 Home: 0-0 Away: 1-3 C-USA: 1-3

Player	avg	gp-gs	ab	r	h	2b	3b	hr	rbi	tb	slg%	bb	hp	so	gdp	ob%	sf	sh	sb-att	po	a	e	fld%
3 BROWN, Armani	.444	4-2	9	3	4	0	0	0	1	4	.444	1	1	0	0	.545	0	0	0-0	10	6	2	.889
43 HARRELL, Aly	.375	4-4	16	2	6	1	0	2	6	13	.813	0	1	0	0	.412	0	0	0-0	30	2	2	.941
23 STEVENSON, Mya	.286	4-4	14	3	4	0	0	1	2	7	.500	0	1	2	0	.333	0	0	2-2	4	0	0	1.000
1 CHELEMEN, Grace	.286	4-4	14	3	4	0	0	0	3	4	.286	1	1	0	0	.353	1	0	0-1	8	0	1	.889
2 HALLIWILL, Paige	.273	4-3	11	1	3	1	0	0	0	4	.364	0	1	3	0	.333	0	1	0-0	6	0	0	1.000
44 ADAMS, Katie	.267	4-4	15	2	4	2	0	0	4	6	.400	1	0	0	0	.313	0	0	0-0	0	0	0	.000
20 SACKETT, Kat	.250	4-4	16	2	4	0	0	2	6	10	.625	0	0	2	0	.250	0	0	0-0	9	3	0	1.000
77 WHITAKER, Madison	.077	4-4	13	1	1	0	0	0	0	1	.077	1	0	1	0	.143	0	0	0-0	16	11	1	.964
55 BURCH, Blakely	.000	4-4	10	1	0	0	0	0	0	0	.000	0	1	1	0	.091	0	0	1-2	1	3	0	1.000

4 HUERTA, Sierra	1.000	2-2	1	2	1	0	0	0	0	1	1.000	1	2	0	0	1.000	0	1	0-0	1	3	0	1.000
9 MICHALLAS, Camryn	.000	2-0	2	1	0	0	0	0	0	0	.000	0	0	0	0	.000	0	0	0-0	0	2	0	1.000
28 KENNEY, Kay Kay	.000	3-1	2	1	0	0	0	0	1	0	.000	0	0	2	0	.000	1	0	0-0	0	0	0	.000
17 LEE, Chloe	.000	4-0	0	2	0	0	0	0	0	0	.000	0	0	0	0	.000	0	0	0-1	0	0	0	.000
21 PENNINGTON, Rachel	.000	3-0	0	1	0	0	0	0	0	0	.000	0	0	0	0	.000	0	0	0-0	0	0	0	.000
Totals	.252	4	123	25	31	4	0	5	23	50	.407	5	8	11	0	.319	2	2	3-6	85	36	6	.953
Opponents	.357	4	126	28	45	6	2	3	25	64	.508	17	1	9	0	.438	0	6	3-4	93	31	4	.969

LOB - Team (22), Opp (37). DPs turned - Team (1). IBB - Team (0), Opp (2).

(C-USA games only Sorted by Earned run avg)

Player	era	w-l	app	gs	cg	sho	sv	ip	h	r	er	bb	so	2b	3b	hr	b/avg	wp	hp	bks	sfa	sha
5 STAUFFER, Megan	1.17	1-0	2	0	0	0/0	0	6.0	7	5	1	1	3	1	0	1	.280	0	0	0	0	2
18 MCCOWN, Brianna	3.00	0-0	3	0	0	0/0	0	7.0	11	3	3	3	5	1	0	1	.355	1	0	0	0	2
34 BLESSIN, Ashley	4.85	0-2	2	1	0	0/0	0	8.2	15	6	6	3	1	3	0	0	.395	0	1	0	0	2

14 JOYCE, Cailey	9.55	0-0	2	1	0	0/0	0	3.2	4	5	5	6	0	0	1	0	.267	0	0	0	0	0
19 GARAY, Madi	10.50	0-0	1	0	0	0/0	0	0.2	1	2	1	1	0	0	1	0	.333	0	0	0	0	0
40 JONES, Laney	18.00	0-1	2	2	0	0/0	0	2.1	7	7	6	3	0	1	0	1	.500	0	0	0	0	0
Totals	5.44	1-3	4	4	0	0/0	0	28.1	45	28	22	17	9	6	2	3	.357	1	1	0	0	6
Opponents	4.29	3-1	4	4	0	0/0	1	31.0	31	25	19	5	11	4	0	5	.252	1	8	0	2	2

SBA/ATT - SACKETT, K. (3-4), MCCOWN, B. (1-2), BLESSIN, A. (1-1), STAUFFER, M. (1-1).

2021 Marshall Softball Stats

The Automated ScoreBook

Games Summary for Marshall (as of Apr 12, 2021) (All games)

Score by innings	1	2	3	4	5	6	7	8	9	EX	Total
Marshall	28	14	19	13	10	16	13	0	0	0	113
Opponents	13	16	15	10	8	5	6	0	0	1	74

Record when ...

Overall	12-7	After 4 leading	10-1
Conference	1-3 trailing	0-6
Non-Conference	11-4 tied	2-0
Home games	8-2	After 5 leading	8-1
Away games	4-5 trailing	1-5
Neutral site	0-0 tied	1-1
Day games	12-7	After 6 leading	8-0
Night games	0-0 trailing	0-4
vs Left starter	1-1 tied	1-3
vs Right starter	11-6		
1-Run games	3-2	Hit 0 home runs	1-2
2-Run games	2-2	... 1 home run	3-2
5+Run games	6-0	... 2+ home runs	8-3
Extra innings	0-1		
Shutouts	3-0	Opponent 0 home runs	8-3
	 1 home run	2-4
Scoring 0-2 runs	2-3 2+ HRs	2-0
..... 3-5 runs	1-3		
..... 6-9 runs	7-1	Made 0 errors	6-2
..... 10+ runs	2-0 1 error	2-3
	 2+ errors	4-2
Opponent 0-2 runs	7-0		
..... 3-5 runs	3-3	Opp. made 0 errors	5-3
..... 6-9 runs	2-4 1 error	4-3
..... 10+ runs	0-0 2+ errors	3-1
Scored in 1st inning	7-3	Out-hit opponent	11-0
Opp. scored in 1st	4-3	Out-hit by opponent	1-6
Scores first	10-4	Hits are tied	0-1
Opp. scores first	2-3		

Record when team scores:

Runs	0	1	2	3	4	5	6	7	8	9	10+
W-L	0-0	0-1	2-2	0-0	0-1	1-2	0-0	2-0	2-1	3-0	2-0

Record when opponent scores:

Runs	0	1	2	3	4	5	6	7	8	9	10+
W-L	3-0	3-0	1-0	1-1	2-0	0-2	1-1	0-1	1-0	0-2	0-0

Record when leading after:

Inn.	1	2	3	4	5	6
W-L	6-3	8-2	8-1	10-1	8-1	8-0

Record when trailing after:

Inn.	1	2	3	4	5	6
W-L	2-2	1-2	1-4	0-6	1-5	0-4

Record when tied after:

Inn.	1	2	3	4	5	6
W-L	4-2	3-3	3-2	2-0	1-1	1-3

Current losing streak: 3

Longest winning streak: 6

Longest losing streak: 3

Home attendance : 3770 (10 dates avg = 377)

Away attendance : 528 (7 dates avg = 75)

Total attendance: 4298 (17 dates avg = 252)

2021 Marshall Softball Results

The Automated ScoreBook

Game Results for Marshall (as of Apr 12, 2021)

(All games)

Date	Opponent		Score	Inns	Overall	C-USA	Pitcher of record	Attend	Time
Mar 03, 2021	AKRON-1	w	7-4	7	1-0-0	0-0-0	BLESSIN, A. (W 1-0)	350	2:12
Mar 03, 2021	AKRON-2	w	8-0	5	2-0-0	0-0-0	JONES, L. (W 1-0)	350	1:33
Mar 05, 2021	BOWLING GREEN	w	7-6	7	3-0-0	0-0-0	MCCOWN, B. (W 1-0)	400	2:24
Mar 06, 2021	VALPARAISO	w	9-1	6	4-0-0	0-0-0	GARAY, M. (W 1-0)	350	2:15
Mar 06, 2021	SAINT FRANCIS	w	2-0	7	5-0-0	0-0-0	JONES, L. (W 2-0)	350	1:53
Mar 07, 2021	SAINT FRANCIS	w	2-1	7	6-0-0	0-0-0	BLESSIN, A. (W 2-0)	410	2:04
Mar 07, 2021	VALPARAISO	L	4-5	7	6-1-0	0-0-0	GARAY, M. (L 1-1)	410	2:22
Mar 10, 2021	at Longwood-1	L	2-5	7	6-2-0	0-0-0	JONES, L. (L 2-1)	-	2:08
Mar 10, 2021	at Longwood-2	L	5-7	7	6-3-0	0-0-0	BLESSIN, A. (L 2-1)	-	2:02
Mar 20, 2021	at Chattanooga-1	w	9-8	7	7-3-0	0-0-0	STAUFFER, M. (W 1-0)	100	2:38
Mar 20, 2021	at Chattanooga-2	w	9-2	7	8-3-0	0-0-0	BLESSIN, A. (W 3-1)	100	2:28
Mar 21, 2021	at Chattanooga	w	8-1	7	9-3-0	0-0-0	JOYCE, C. (W 1-0)	100	2:10
Mar 27, 2021	BELLARMINE-1	L	1-3	7	9-4-0	0-0-0	JOYCE, C. (L 1-1)	450	1:47
Mar 27, 2021	BELLARMINE-2	w	5-3	7	10-4-0	0-0-0	JONES, L. (W 3-1)	450	1:57
Mar 28, 2021	BELLARMINE	w	10-0	5	11-4-0	0-0-0	JONES, L. (W 4-1)	250	1:37
* Apr 09, 2021	at Middle Tennessee-1	w	10-4	7	12-4-0	1-0-0	STAUFFER, M. (W 2-0)	58	2:20
* Apr 09, 2021	at Middle Tennessee-2	L	8-9	(10)	12-5-0	1-1-0	BLESSIN, A. (L 3-2)	62	3:03
* Apr 10, 2021	at Middle Tennessee	L	5-9	7	12-6-0	1-2-0	JONES, L. (L 4-2)	53	2:15
* Apr 11, 2021	at Middle Tennessee	L	2-6	7	12-7-0	1-3-0	BLESSIN, A. (L 3-3)	55	2:14

() extra inning game

2021 Marshall Softball Stats

The Automated ScoreBook

Team Game-by-Game for Marshall (as of Apr 12, 2021) Batting (All games)

Date	Opponent	ab	r	h	rbi	2b	3b	hr	tb	bb	ibb	sb	cs	hbp	sac	sf	gdp	k	po	a	e	lob	avg
Mar 03	AKRON	23	7	6	7	2	0	1	11	6	0	1	0	3	0	0	0	4	21	7	4	7	.261
Mar 03	AKRON	24	8	12	8	4	1	2	24	1	0	2	0	0	0	0	0	1	15	4	0	4	.383
Mar 05	BOWLING GREEN	26	7	7	6	1	0	3	17	1	0	0	1	2	0	0	0	8	21	4	0	4	.342
Mar 06	VALPARAISO	30	9	12	7	0	1	3	23	2	0	0	0	0	0	0	0	2	18	5	1	6	.359
Mar 06	SAINT FRANCIS	24	2	6	2	0	0	2	12	2	0	0	1	0	0	0	0	4	21	7	2	6	.339
Mar 07	SAINT FRANCIS	21	2	3	2	0	0	1	6	4	0	0	0	0	0	0	0	5	21	9	2	5	.311
Mar 07	VALPARAISO	31	4	9	4	1	0	2	16	2	0	3	0	0	0	0	0	5	21	7	0	8	.307
Mar 10	at Longwood	25	2	5	2	1	0	1	9	3	0	0	1	3	0	0	0	2	18	5	1	8	.294
Mar 10	at Longwood	29	5	7	5	2	0	2	15	2	0	0	1	0	0	0	0	1	18	8	0	5	.288
Mar 20	at Chattanooga	30	9	12	9	4	0	2	22	8	0	1	0	0	2	0	0	3	21	4	0	10	.300
Mar 20	at Chattanooga	30	9	13	9	6	0	0	19	10	0	1	1	2	0	1	0	3	21	3	3	13	.314
Mar 21	at Chattanooga	28	8	9	8	4	0	3	22	7	0	1	0	0	1	0	0	5	21	6	0	7	.315
Mar 27	BELLARMINE	25	1	5	1	4	0	0	9	1	0	0	0	1	1	0	0	6	21	4	1	6	.306
Mar 27	BELLARMINE	24	5	8	5	0	0	1	11	3	0	0	0	1	0	1	1	1	21	10	0	6	.308
Mar 28	BELLARMINE	20	10	8	10	3	0	2	17	7	0	0	1	1	0	0	0	2	15	6	0	6	.313
*Apr 09	at Middle Tennessee	30	10	9	10	1	0	2	16	1	0	1	1	3	1	0	0	2	21	9	1	4	.312
*Apr 09	at Middle Tennessee	40	8	10	6	0	0	1	13	1	0	0	1	2	1	1	0	3	28	12	2	7	.307
*Apr 10	at Middle Tennessee	27	5	5	5	2	0	2	13	2	0	1	0	2	0	0	0	5	18	7	2	5	.300
*Apr 11	at Middle Tennessee	26	2	7	2	1	0	0	8	1	0	1	1	1	0	1	0	1	18	8	1	6	.298
Totals		513	113	153	108	36	2	30	283	64	0	12	9	21	6	4	1	63	379	125	20	123	.298

The Automated ScoreBook

Team Game-by-Game for Marshall (as of Apr 12, 2021)

Pitching (All games)

Date	Opponent	ip	h	r	er	bb	so	2b	3b	hr	wp	bk	hbp	dp	ibb	score	w-l	sv	era
Mar 03	AKRON	7.0	5	4	1	1	7	0	0	0	0	0	0	0	0	7-4	1-0	0	1.00
Mar 03	AKRON	5.0	4	0	0	1	2	1	0	0	0	0	0	0	0	8-0	2-0	0	0.58
Mar 05	BOWLING GREEN	7.0	6	6	6	4	7	1	1	2	2	0	0	0	0	7-6	3-0	1	2.58
Mar 06	VALPARAISO	6.0	5	1	1	3	7	1	0	0	0	0	1	0	0	9-1	4-0	1	2.24
Mar 06	SAINT FRANCIS	7.0	2	0	0	1	7	2	0	0	1	0	1	0	0	2-0	5-0	1	1.75
Mar 07	SAINT FRANCIS	7.0	4	1	1	2	6	2	0	0	0	0	2	0	0	2-1	6-0	2	1.62
Mar 07	VALPARAISO	7.0	10	5	5	2	6	3	0	0	1	0	0	0	0	4-5	6-1	2	2.13
Mar 10	at Longwood	6.0	5	5	4	4	3	1	0	0	0	0	2	0	0	2-5	6-2	2	2.42
Mar 10	at Longwood	6.0	13	7	7	3	2	2	0	1	0	0	1	0	0	5-7	6-3	2	3.02
Mar 20	at Chattanooga	7.0	7	8	8	6	5	2	0	2	0	0	1	0	0	9-8	7-3	2	3.55
Mar 20	at Chattanooga	7.0	7	2	0	1	3	1	0	0	0	0	0	0	0	9-2	8-3	2	3.21
Mar 21	at Chattanooga	7.0	4	1	1	2	7	0	0	0	0	0	1	1	0	8-1	9-3	2	3.01
Mar 27	BELLARMINE	7.0	6	3	2	2	7	2	0	1	0	0	2	0	0	1-3	9-4	2	2.93
Mar 27	BELLARMINE	7.0	4	3	3	4	4	0	0	1	0	0	0	1	0	5-3	10-4	2	2.94
Mar 28	BELLARMINE	5.0	2	0	0	2	1	2	0	0	0	0	0	0	0	10-0	11-4	2	2.79
*Apr 09	at Middle Tennessee	7.0	8	4	3	3	3	0	0	1	0	0	0	0	0	10-4	12-4	2	2.80
*Apr 09	at Middle Tennessee	9.1	11	9	8	9	1	1	1	0	1	0	1	1	2	8-9	12-5	2	3.06
*Apr 10	at Middle Tennessee	6.0	11	9	5	5	1	2	1	1	0	0	0	0	0	5-9	12-6	2	3.20
*Apr 11	at Middle Tennessee	6.0	15	6	6	0	4	3	0	1	0	0	0	0	0	2-6	12-7	2	3.38
Totals		126.1	129	74	61	55	83	26	3	10	5	0	12	3	2	113-74	12-7	2	3.38

2021 Marshall Softball Stats

The Automated ScoreBook

Opponent Game-by-Game for Marshall (as of Apr 12, 2021) Batting (All games)

Date	Opponent	ab	r	h	rbi	2b	3b	hr	tb	bb	ibb	sb	cs	hbp	sac	sf	gdp	k	po	a	e	lob	avg
Mar 03	AKRON	26	4	5	1	0	0	0	5	1	0	1	1	0	1	0	0	7	18	8	0	3	.192
Mar 03	AKRON	18	0	4	0	1	0	0	5	1	0	0	1	0	0	0	0	2	13	5	0	4	.205
Mar 05	BOWLING GREEN	26	6	6	6	1	1	2	15	4	0	1	0	0	1	0	0	7	18	5	2	4	.214
Mar 06	VALPARAISO	22	1	5	1	1	0	0	6	3	0	0	0	1	1	0	0	7	17	7	2	8	.217
Mar 06	SAINT FRANCIS	24	0	2	0	2	0	0	4	1	0	2	0	1	0	0	0	7	18	10	1	5	.190
Mar 07	SAINT FRANCIS	25	1	4	1	2	0	0	6	2	0	4	0	2	0	0	0	6	18	10	1	7	.184
Mar 07	VALPARAISO	28	5	10	5	3	0	0	13	2	0	0	0	0	3	1	0	6	21	5	1	8	.213
Mar 10	at Longwood	23	5	5	4	1	0	0	6	4	0	4	0	2	1	0	0	3	21	9	0	7	.214
Mar 10	at Longwood	29	7	13	7	2	0	1	18	3	0	1	0	1	1	0	0	2	21	11	1	9	.244
Mar 20	at Chattanooga	29	8	7	8	2	0	2	15	6	0	1	0	1	0	0	0	5	21	10	0	7	.244
Mar 20	at Chattanooga	30	2	7	1	1	0	0	8	1	0	0	0	0	0	1	0	3	21	8	0	9	.243
Mar 21	at Chattanooga	24	1	4	1	0	0	0	4	2	0	1	0	1	0	0	0	7	21	8	0	5	.237
Mar 27	BELLARMINE	26	3	6	2	2	0	1	11	2	0	0	0	2	0	0	0	7	21	3	0	6	.236
Mar 27	BELLARMINE	24	3	4	3	0	0	1	7	4	0	1	0	0	0	0	0	4	18	12	1	4	.232
Mar 28	BELLARMINE	17	0	2	0	2	0	0	4	2	0	0	0	0	0	0	0	1	12	3	2	4	.226
*Apr 09	at Middle Tennessee	27	4	8	3	0	0	1	11	3	0	0	0	0	2	0	0	3	21	6	1	7	.231
*Apr 09	at Middle Tennessee	39	9	11	8	1	1	0	14	9	2	0	0	1	1	0	0	1	30	15	2	13	.236
*Apr 10	at Middle Tennessee	29	9	11	9	2	1	1	18	5	0	1	0	0	2	0	0	1	21	4	1	9	.245
*Apr 11	at Middle Tennessee	31	6	15	5	3	0	1	21	0	0	2	1	0	1	0	0	4	21	6	0	8	.260
Totals		497	74	129	65	26	3	10	191	55	2	19	3	12	14	2	0	83	372	145	15	127	.260

The Automated ScoreBook

Opponent Game-by-Game for Marshall (as of Apr 12, 2021) Pitching (All games)

Date	Opponent	ip	h	r	er	bb	so	2b	3b	hr	wp	bk	hbp	dp	ibb	score	w-l	sv	era
Mar 03	Akron	6.0	6	7	7	6	4	2	0	1	3	0	3	1	0	4-7	0-1	0	8.17
Mar 03	Akron	4.1	12	8	8	1	1	4	1	2	1	0	0	1	0	0-8	0-2	0	10.16
Mar 05	Bowling Green	6.0	7	7	5	1	8	1	0	3	0	0	2	0	0	6-7	0-3	0	8.57
Mar 06	Valparaiso	5.2	12	9	7	2	2	0	1	3	1	0	0	0	0	1-9	0-4	0	8.59
Mar 06	Saint Francis	6.0	6	2	2	2	4	0	0	2	0	0	0	0	0	0-2	0-5	0	7.25
Mar 07	Saint Francis	6.0	3	2	2	4	5	0	0	1	0	0	0	0	0	1-2	0-6	0	6.38
Mar 07	Valparaiso	7.0	9	4	3	2	5	1	0	2	0	0	0	0	0	5-4	1-6	0	5.80
Mar 10	at Longwood	7.0	5	2	2	3	2	1	0	1	0	0	3	0	0	5-2	2-6	1	5.25
Mar 10	at Longwood	7.0	7	5	5	2	1	2	0	2	0	0	0	0	0	7-5	3-6	1	5.22
Mar 20	at Chattanooga	7.0	12	9	9	8	3	4	0	2	0	0	0	0	0	8-9	3-7	1	5.65
Mar 20	at Chattanooga	7.0	13	9	9	10	3	6	0	0	0	0	2	0	0	2-9	3-8	1	5.99
Mar 21	at Chattanooga	7.0	9	8	8	7	5	4	0	3	0	0	0	1	0	1-8	3-9	1	6.17
Mar 27	Bellarmine	7.0	5	1	1	1	6	4	0	0	0	0	1	0	0	3-1	4-9	1	5.73
Mar 27	Bellarmine	6.0	8	5	3	3	1	0	0	1	0	0	1	2	0	3-5	4-10	1	5.58
Mar 28	Bellarmine	4.0	8	10	8	7	2	3	0	2	1	0	1	0	0	0-10	4-11	1	5.95
*Apr 09	at Middle Tennessee	7.0	9	10	9	1	2	1	0	2	1	0	3	0	0	4-10	4-12	1	6.16
*Apr 09	at Middle Tennessee	10.0	10	8	4	1	3	0	0	1	0	0	2	0	0	9-8	5-12	1	5.85
*Apr 10	at Middle Tennessee	7.0	5	5	4	2	5	2	0	2	0	0	2	0	0	9-5	6-12	1	5.74
*Apr 11	at Middle Tennessee	7.0	7	2	2	1	1	1	0	0	0	0	1	0	0	6-2	7-12	2	5.53
Totals		124.0	153	113	98	64	63	36	2	30	7	0	21	5	0	74-113	7-12	2	5.53



1 Senior - Grace Chelemen - OF | Woodhaven, Michigan

Career Highs	Season Highs	Career/Season
At-Bats: 4 (12x) last at MTSU 4/10/21 Runs: 2 (6x) last at MTSU 4/9/21 Hits: 4 vs. Bellarmine 3/27/21 RBI: 3 (2x) last vs. Akron 3/3/21 Doubles: 1 (4x) last vs. Bellarmine 3/28/21 Triples: 1 (2x) last at Norfolk State 3/1/20 Home Runs: 1 (3x) last vs. Valparaiso 3/6/21 Walks: 2 vs. ETSU 2/22/20 SB: 2 (2x) last vs. Valparaiso 3/7/21 Putouts: 4 (6x) last at MTSU 4/9/21 Assists:	At-Bats: 4 (7x) last at MTSU 4/10 Runs: 2 (3x) last at MTSU 4/9 Hits: 4 vs. Bellarmine 3/27 RBI: 3 vs. Akron 3/3 Doubles: 1 (4x) last vs. Bellarmine 3/27 Triples: Home Runs: 1 (2x) last vs. Valparaiso 3/6 Walks: 1 (5x) last at MTSU 4/9 SB: 2 vs. Valparaiso 3/7 Putouts: 4 (4x) last at MTSU 4/9 Assists:	2+ Hit Games: 13/7 2+ SB Games: 2/1 2+ Runs Games: 6/3 2+ RBI Games: 3/1 2+ BB Games: 1/ 1.000 Avg. Games (at least 2-2): 1/1 Hitting Streaks 5+ Games: 2 Hitting Streaks 10+ Games: Career Long Hitting Streak: 6 ('21) Season/Current Hit Streak: 6/0 Career Long OB Streak: 9 ('20 & '21) Season/Current OB Streak: 9/0

Michigan stats					Career Hitting Statistics																		
	AVG	GP	GS	AB	R	H	2B	3B	HR	RBI	SLG%	BB	HBP	SO	GDP	OB%	SF	SH	SB	PO	A	E	FLD%
2019	.143	36	1	7	10	1	0	0	0	0	.143	2	1	3	0	.400	0	0	3	0	0	0	.000
Total	.143	36	1	7	10	1	0	0	0	0	.143	2	1	3	0	.400	0	0	3	0	0	0	.000

#1 CHELEMEN, Grace - 19 games (All games)

Date	Opponent	Pos	AB	R	H	RBI	2B	3B	HR	BB	SB	CS	HBP	SAC	SF	GDP	K	PO	A	E	Avg
Mar 03	AKRON-1	pr/of	0	0	0	0	0	0	0	0	0	0	0	0	0	0	0	0	0	0	.000
Mar 03	AKRON-2	*of	3	1	2	3	0	0	1	0	1	0	0	0	0	0	0	4	0	0	.667
Mar 05	BOWLING GREEN	*of	3	1	1	0	0	0	0	0	0	0	0	0	0	0	2	2	0	0	.500
Mar 06	VALPARAISO	*of	3	2	2	1	0	0	1	0	0	0	0	0	0	0	0	2	0	0	.556
Mar 06	SAINT FRANCIS	*of	2	0	1	0	0	0	0	1	0	1	0	0	0	0	0	1	0	0	.545
Mar 07	SAINT FRANCIS	*of	3	0	1	0	0	0	0	0	0	0	0	0	0	0	2	2	0	0	.500
Mar 07	VALPARAISO	*of	4	1	2	0	0	0	0	0	2	0	0	0	0	0	0	2	0	0	.500
Mar 10	at Longwood-1	*of	4	0	0	0	0	0	0	0	0	0	0	0	0	0	1	3	0	0	.409
Mar 10	at Longwood-2	*of	4	0	1	0	1	0	0	0	0	1	0	0	0	0	0	1	0	0	.385
Mar 20	at Chattanooga-1	*of	3	1	1	1	1	0	0	1	0	0	0	1	0	0	0	1	0	0	.379
Mar 20	at Chattanooga-2	*of	4	0	0	1	0	0	0	0	0	0	0	0	1	0	0	4	0	1	.333
Mar 21	at Chattanooga	*of	2	0	0	0	0	0	0	1	0	0	0	1	0	0	1	4	0	0	.314
Mar 27	BELLARMINE-1	*of	3	0	2	1	1	0	0	0	0	0	0	0	0	0	1	1	0	1	.342
Mar 27	BELLARMINE-2	*of	4	2	4	1	0	0	0	0	0	0	0	0	0	0	0	1	0	0	.405
Mar 28	BELLARMINE	*of	3	1	2	1	1	0	0	1	0	1	0	0	0	0	1	1	0	0	.422
Apr 09	at Middle Tennessee-1	*of	3	2	1	0	0	0	0	0	0	0	1	0	0	0	0	1	0	0	.417
Apr 09	at Middle Tennessee-2	*of	4	1	3	2	0	0	0	1	0	1	0	0	0	0	0	4	0	0	.442
Apr 10	at Middle Tennessee	*of/of	4	0	0	0	0	0	0	0	0	0	0	0	0	0	0	1	0	0	.411
Apr 11	at Middle Tennessee	*of	3	0	0	1	0	0	0	0	0	0	0	0	1	0	0	2	0	1	.390
Totals		18gs	59	12	23	12	4	0	2	5	3	4	1	2	2	0	8	37	0	3	.390

On base pct. .433 • Slugging pct. .559

Grace Chelemen Career Stats (Marshall)

Year	avg	gp-gs	ab	r	h	2b	3b	hr	rbi	tb	slg%	bb	hbp	so	gdp	ob%	sf	sh	sb-att	po	a	e	fld%
2020	.293	25-20	58	16	17	0	2	1	5	24	.414	9	1	9	0	.391	1	2	6-7	29	0	1	.967
2021	.390	19-18	59	12	23	4	0	2	12	33	.559	5	1	8	0	.433	2	2	3-7	37	0	3	.925
TOTAL	.342	44-38	117	28	40	4	2	3	17	57	.487	14	2	17	0	.412	3	4	9-14	66	0	4	.943



2 Freshman - Paige Halliwill - OF	Mogadore, Ohio
Season Highs At-Bats: 4 (4x) last at MTSU 4/9 Runs: 2 vs. Akron 3/3 Hits: 2 (2x) last at MTSU 4/9 RBI: 3 vs. Bowling Green 3/5 Doubles: 1 (3x) last at MTSU 4/10 Triples: 1 vs. Valparaiso 3/6 Home Runs: 1 (4x) last at Chattanooga 3/21 Walks: 2 at Chattanooga 3/20 SB: Putouts: 5 vs. Bellarmine 3/27 Assists: 1 (3x) last vs. Bellarmine 3/27	Career/Season 2+ Hit Games: 2 2+ Runs Games: 1 2+ RBI Games: 4 2+ BB Games: 1 1,000 Avg. Games (at least 2-2): Hitting Streaks 5+ Games: 1 Hitting Streaks 10+ Games: Career Long Hitting Streak: 5 (*21) Season/Current Hit Streak: 5/0 Career Long OB Streak: 6 (2x) (*21) Season/Current OB Streak: 6 (2x)/0

#2 HALLIWILL, Paige - 19 games (All games)

Date	Opponent	Pos	AB	R	H	RBI	2B	3B	HR	BB	SB	CS	HBP	SAC	SF	GDP	K	PO	A	E	Avg
Mar 03	AKRON-1	*of	3	2	1	1	0	0	1	0	0	0	1	0	0	0	1	0	0	0	.333
Mar 03	AKRON-2	*of	3	1	1	1	0	0	1	0	0	0	0	0	0	0	1	1	0	0	.333
Mar 05	BOWLING GREEN	*of	3	0	1	3	1	0	0	1	0	0	0	0	0	0	1	3	0	0	.333
Mar 06	VALPARAISO	*of	4	1	1	2	0	1	0	0	0	0	0	0	0	0	0	0	0	0	.308
Mar 06	SAINT FRANCIS	*of	3	1	2	1	0	0	1	0	0	0	0	0	0	0	0	1	1	0	.375
Mar 07	SAINT FRANCIS	*of	2	0	0	0	0	0	0	1	0	0	0	0	0	0	1	0	0	0	.333
Mar 07	VALPARAISO	*of	4	0	0	0	0	0	0	0	0	0	0	0	0	0	2	3	0	0	.273
Mar 10	at Longwood-1	*of	4	0	0	0	0	0	0	0	0	0	0	0	0	0	0	2	0	0	.231
Mar 10	at Longwood-2	*of	3	0	1	2	0	0	0	0	0	0	0	0	0	0	0	0	1	0	.241
Mar 20	at Chattanooga-1	*of	3	1	1	0	1	0	0	1	0	0	0	0	0	0	0	2	0	0	.250
Mar 20	at Chattanooga-2	*of	2	0	1	2	0	0	0	2	0	0	1	0	0	0	1	2	0	0	.265
Mar 21	at Chattanooga	*of	3	1	1	1	0	0	1	1	0	0	0	0	0	0	1	2	0	0	.270
Mar 27	BELLARMINE-1	*of	3	0	0	0	0	0	0	0	0	0	1	0	0	0	3	5	1	0	.250
Mar 27	BELLARMINE-2	*of	2	0	1	0	0	0	0	0	0	0	1	0	0	0	1	1	0	0	.262
Mar 28	BELLARMINE	*of	2	0	0	0	0	0	0	0	0	0	0	0	0	0	1	4	0	0	.250
Apr 09	at Middle Tennessee-1	*of	4	0	2	0	0	0	0	0	0	0	0	0	0	0	2	2	0	0	.271
Apr 09	at Middle Tennessee-2	*of	3	1	0	0	0	0	0	0	0	0	1	1	0	0	1	1	0	0	.255
Apr 10	at Middle Tennessee	of	1	0	1	0	1	0	0	0	0	0	0	0	0	0	0	3	0	0	.269
Apr 11	at Middle Tennessee	*of	3	0	0	0	0	0	0	0	0	0	0	0	0	0	0	0	0	0	.255
Totals		18gs	55	8	14	13	3	1	4	6	0	0	5	1	0	0	16	32	3	0	.255

On base pct. .379 • Slugging pct. .564

Paige Halliwill Career Stats																							
Year	avg	gp-gs	ab	r	h	2b	3b	hr	rbi	tb	slg%	bb	hbp	so	gdp	ob%	sf	sh	sb-att	po	a	e	fld%
2021	.255	19-18	55	8	14	3	1	4	13	31	.564	6	5	16	0	.379	0	1	0-0	32	3	0	1.000
TOTAL	.255	19-18	55	8	14	3	1	4	13	31	.564	6	5	16	0	.379	0	1	0-0	32	3	0	1.000



3 Senior - Armani Brown - INF										Elk Grove, California									
Career Highs										Season Highs									
At-Bats: 5 (2x) last vs. Portland State 2/10/19										At-Bats: 4 at MTSU 4/9									
Runs: 3 at Morehead State 4/30/19										Runs: 2 (2x) last at MTSU 4/10									
Hits: 3 (3x) last vs. Valparaiso 3/7/21										Hits: 3 vs. Valparaiso 3/7									
RBI: 2 (4x) last vs. Rutgers 3/7/20										RBI: 1 (2x) last at MTSU 4/9									
Doubles: 1 (6x) last vs. last vs. Valparaiso 3/7/21										Doubles: 1 (2x) last vs. Valparaiso 3/7									
Triples: 1 at MTSU 4/27/19										Triples:									
Home Runs:										Home Runs:									
Walks: 2 (3x) last vs. FAU 5/4/19										Walks: 1 (3x) last at MTSU 4/10									
SB: 1 (12x) last vs. Rhode Island 2/23/20										SB:									
Putouts: 6 (3x) last at MTSU 4/9/21										Putouts: 6 at MTSU 4/9									
Assists: 5 vs. ECU 2/15/19										Assists: 4 at MTSU 4/11									
Career/Season										2+ Hit Games: 26/3									
										2+ SB Games: 0									
										2+ Runs Games: 7/2									
										2+ RBI Games: 4/									
										1,000 Avg. Games (at least 2-2): 3/3									
										Hitting Streaks 5+ Games: 1									
										Hitting Streaks 10+ Games:									
										Career Long Hitting Streak: 6 ('19)									
										Season/Current Hit Streak: 2/1									
										Career Long OB Streak: 19 ('20)									
										Season/Current OB Streak: 3/3									

#3 BROWN, Armani - 18 games (All games)

Date	Opponent	Pos	AB	R	H	RBI	2B	3B	HR	BB	SB	CS	HBP	SAC	SF	GDP	K	PO	A	E	Avg
Mar 03	AKRON-1	pr/2b	1	0	0	0	0	0	0	0	0	0	0	0	0	0	0	1	1	0	.000
Mar 03	AKRON-2	*2b	1	1	1	1	1	0	0	1	0	0	0	0	0	0	0	0	0	0	.500
Mar 05	BOWLING GREEN	*2b	1	0	1	0	0	0	0	0	0	1	0	0	0	0	0	1	0	0	.667
Mar 06	VALPARAISO	*2b	2	0	0	0	0	0	0	0	0	0	0	0	0	0	1	1	2	0	.400
Mar 06	SAINT FRANCIS	2b	1	0	0	0	0	0	0	0	0	0	0	0	0	0	0	0	0	0	.333
Mar 07	SAINT FRANCIS	*2b	2	0	0	0	0	0	0	0	0	0	0	0	0	0	0	1	1	1	.250
Mar 07	VALPARAISO	*2b	3	0	3	0	1	0	0	0	0	0	0	0	0	0	0	3	0	0	.455
Mar 10	at Longwood-1	*2b/pr	1	0	0	0	0	0	0	0	0	0	0	0	0	0	0	2	0	0	.417
Mar 10	at Longwood-2	*2b	3	0	0	0	0	0	0	0	0	0	0	0	0	0	0	2	3	0	.333
Mar 20	at Chattanooga-1	*2b	3	1	1	0	0	0	0	0	0	0	0	1	0	0	1	1	1	0	.333
Mar 21	at Chattanooga	pr/2b	1	0	0	0	0	0	0	0	0	0	0	0	0	0	1	0	2	0	.316
Mar 27	BELLARMINE-1	2b	0	1	0	0	0	0	0	0	0	0	0	0	0	0	0	0	0	0	.316
Mar 27	BELLARMINE-2	2b	1	1	0	0	0	0	0	0	0	0	0	0	0	0	0	2	1	0	.300
Mar 28	BELLARMINE	*2b	2	2	0	0	0	0	0	1	0	0	0	0	0	0	0	2	0	0	.273
Apr 09	at Middle Tennessee-1	2b	1	0	0	0	0	0	0	0	0	0	0	0	0	0	0	1	0	0	.261
Apr 09	at Middle Tennessee-2	2b	4	0	2	1	0	0	0	0	0	0	0	0	0	0	0	6	1	1	.296
Apr 10	at Middle Tennessee	*2b/ss	1	2	0	0	0	0	0	1	0	0	1	0	0	0	0	0	1	1	.286
Apr 11	at Middle Tennessee	*2b	3	1	2	0	0	0	0	0	0	0	0	0	0	0	0	3	4	0	.323
Totals		11gs	31	9	10	2	2	0	0	3	0	1	1	1	0	0	3	26	17	3	.323

On base pct. .400 • Slugging pct. .387

Armani Brown Career Stats																							
Year	avg	gp-gs	ab	r	h	2b	3b	hr	rbi	tb	slg%	bb	hbp	so	gdp	ob%	sf	sh	sb-att	po	a	e	fld%
2018	.357	6-4	14	3	5	0	0	0	3	5	.357	1	0	1	0	.400	0	0	3-3	9	7	1	.941
2019	.272	62-62	191	30	52	4	1	0	11	58	.304	13	0	19	0	.316	2	7	6-8	95	93	9	.954
2020	.347	25-25	72	13	25	0	0	0	7	25	.347	4	0	11	0	.382	0	4	3-4	35	32	5	.931
2021	.323	18-11	31	9	10	2	0	0	2	12	.387	3	1	3	0	.400	0	1	0-1	26	17	3	.935
TOTAL	.299	111-102	308	55	92	6	1	0	23	100	.325	21	1	34	0	.343	2	12	12-16	165	149	18	.946



4 Graduate - Sierra Huerta - INF										Fillmore, California									
Career Highs										Season Highs									
At-Bats: 4 (16x) last at Chattanooga 3/20/21										At-Bats: 4 (2x) last at Chattanooga 3/20									
Runs: 3 (2x) last vs. Rutgers 3/8/20										Runs: 2 (4x) last at Chattanooga 3/21									
Hits: 3 (2x) last vs. Howard 2/29/20										Hits: 2 (3x) last vs. Bellarmine 3/27									
RBI: 4 (2x) last at No. 11 Kentucky 3/11/20										RBI: 2 (3x) last vs. Bellarmine 3/27									
Doubles: 2 (3x) last at Chattanooga 3/20/21										Doubles: 2 at Chattanooga 3/20									
Triples: 1 (2x) last vs. Akron 3/3/21										Triples: 1 vs. Akron 3/3									
HRs: 2 (2x) last vs. Delaware State 2/28/20										Home Runs: 1 (4x) last vs. Bellarmine 3/27									
Walks: 2 (6x) last at Chattanooga 3/20/21										Walks: 2 at Chattanooga 3/20									
SB: 1 (2x) last at Southern Miss 3/30/19										SB:									
HBP: 2 (8x) last at MTSU 4/9/21										HBP: 2 (2x) last at MTSU 4/9									
Putouts: 6 at USC Upstate 2/9/20										Putouts: 5 vs. Akron 3/3									
Assists: 7 vs. Delaware State 2/28/20										Assists: 3 (4x) last at MTSU 4/9									
Career/Season																			
2+ Hit Games: 23/3										2+ HR Games: 2/ Grand Slams: 2									
2+ Runs Games: 20/4										2+ RBI Games: 17/3									
2+ BB Games: 6/1 2+ HBP Games: 8/2										1,000 Avg. Games (at least 2-2): 3/0									
Hitting Streaks 5+ Games: 2/1										Hitting Streaks 10+ Games:									
Career Long Hitting Streak: 6 (2020)										Season/Current Hit Streak: 3 (3x)/1									
Career Long On Base Streak: 22 (*19)										Season/Current OB Streak: 16/16									

Moorpark College stats

Year	Games	Avg.	AB	R	H	2B	3B	HR	RBI	TB	BB	K	SB	HBP	SF	OBP	SLG
2017	38	0.452	104	42	47	15	0	9	63	89	14	5	0	6	3	0.528	0.856
2018	36	0.486	109	33	53	13	2	8	44	94	12	1	18	1	4	0.524	0.862
Totals	74	0.469	213	75	100	28	2	17	107	183	26	6	18	7	7	0.526	0.859

#4 HUERTA, Sierra - 16 games (All games)

Date	Opponent	Pos	AB	R	H	RBI	2B	3B	HR	BB	SB	CS	HBP	SAC	SF	GDP	K	PO	A	E	Avg
Mar 03	AKRON-1	*ss	1	0	0	0	0	0	0	1	0	0	0	0	0	0	0	1	0	2	.000
Mar 03	AKRON-2	*ss	3	0	1	2	0	1	0	0	0	0	0	0	0	0	0	5	2	0	.250
Mar 05	BOWLING GREEN	*ss	2	2	1	1	0	0	1	0	0	0	1	0	0	0	1	1	2	0	.333
Mar 06	VALPARAISO	*ss	3	1	1	0	0	0	0	0	0	0	0	0	0	0	0	1	1	0	.333
Mar 06	SAINT FRANCIS	*ss	2	0	0	0	0	0	0	1	0	0	0	0	0	0	1	2	3	0	.273
Mar 07	SAINT FRANCIS	*ss	2	0	1	0	0	0	0	1	0	0	0	0	0	0	0	0	3	0	.308
Mar 07	VALPARAISO	*ss	4	0	1	0	0	0	0	0	0	0	0	0	0	0	0	0	2	0	.294
Mar 10	at Longwood-1	*ss	1	1	1	0	1	0	0	0	0	2	0	0	0	0	0	1	1	1	.333
Mar 10	at Longwood-2	*ss	2	0	0	0	0	0	0	1	0	0	0	0	0	0	0	2	2	0	.300
Mar 20	at Chattanooga-1	*ss	3	2	2	2	0	0	1	2	0	0	0	0	0	0	0	2	0	0	.348
Mar 20	at Chattanooga-2	*ss	4	2	2	0	2	0	0	1	0	0	0	0	0	0	0	2	0	1	.370
Mar 21	at Chattanooga	*ss	3	2	1	1	0	0	1	1	0	0	0	0	0	0	0	1	1	0	.367
Mar 27	BELLARMINE-1	*ss	3	0	0	0	0	0	0	0	0	0	0	0	0	0	1	2	1	0	.333
Mar 27	BELLARMINE-2	*ss	3	1	2	2	0	0	1	1	0	0	0	0	0	0	0	0	3	0	.361
Apr 09	at Middle Tennessee-1	*ss	0	1	0	0	0	0	0	1	0	0	2	1	0	0	0	1	3	0	.361
Apr 09	at Middle Tennessee-2	*ss	1	1	1	0	0	0	0	0	0	0	0	0	0	0	0	0	0	0	.378
Totals		16gs	37	13	14	8	3	1	4	10	0	0	6	1	0	0	3	20	24	4	.378

On base pct. .566 • Slugging pct. .838

Sierra Huerta Career Stats (Marshall)																							
Year	avg	gp-gs	ab	r	h	2b	3b	hr	rbi	tb	slg%	bb	hbp	so	gdp	ob%	sf	sh	sb-att	po	a	e	fld%
2019	.284	64-64	155	39	44	11	0	9	33	82	.529	23	30	29	0	.462	2	3	2-4	81	131	11	.951
2020	.359	25-25	78	27	28	8	1	9	26	65	.833	6	6	9	1	.435	2	0	0-0	47	58	5	.955
2021	.378	16-16	37	13	14	3	1	4	8	31	.838	10	6	3	0	.566	0	1	0-0	20	24	4	.917
TOTAL	.319	105-105	270	79	86	22	2	22	67	178	.659	39	42	41	1	.470	4	4	2-4	148	213	20	.948



5 Senior - Megan Stauffer - Pitcher										Lansdale, Pennsylvania									
Career Highs										Season Highs									
IP: 7.0 (4x) last vs. Saint Peter's 4/13/18										IP: 5.1 at MTSU 4/9									
Ks: 4 (2x) last vs. Saint Peter's 4/13/18										Ks: 3 at MTSU 4/9									
2+ Strikeout Games: 14 3 at MU										2+ Strikeout Games: 1									
5+ Strikeout Games:										5+ Strikeout Games:									
10+ Strikeout Games:										10+ Strikeout Games:									
3+ Innings Pitched Games: 20 2 at MU										3+ Innings Pitched Games: 1									
5+ Innings Pitched Games: 11 1 at MU										5+ Innings Pitched Games: 1									
1st career win 3/18/17 vs. Yale										1st win of year 3/20 at Chattanooga									
1st Marshall win 3/1/20 at Norfolk State										1st save of year									
Streaks:										1 Strikeout Career: 6 (4/21/18-5/5/18)									
Current: 0										2+ Strikeouts: 4 (4/21/18-4/28/18)									
Current: 0										Current: 0									
5+ Strikeouts: 1										Current: 0									
Current: 0										10+ Strikeouts:									
Season: Current:										3+ IP: 4 (4/28/18-5/6/18)									
Current: 0										Current: 0									
5+ IP: 4 (4/28/18-5/6/18)										Current: 0									
Current: 0										Current: 0									

Monmouth stats

Pitching Statistics																								
	ERA	W	L	APP	GS	CG	SHO	SV	IP	H	R	ER	BB	SO	2B	3B	HR	BF	BAVG	WP	HBP	BK	SFA	SHA
2017	3.30	2	1	14	2	1	0	0	29.2	36	18	14	13	12	5	2	1	143	.286	1	1	0	1	2
2018	3.61	7	4	25	13	4	1	0	93.0	107	56	48	32	30	17	2	8	414	.289	5	3	0	3	6
Total	3.54	9	5	39	15	5	1	0	122.2	143	74	62	45	42	22	4	9	557	.288	6	4	0	4	8
Hitting Statistics																								
	Career Hitting Statistics																							
	AVG	GP	GS	AB	R	H	2B	3B	HR	RBI	SLG%	BB	HBP	SO	GDP	OB%	SF	SH	SB	PO	A	E	FLD%	
2017	.000	18	2	0	2	0	0	0	0	0	.000	0	0	0	0	.000	0	0	0	0	6	1	.857	
2018	.000	25	13	0	0	0	0	0	0	0	.000	0	0	0	0	.000	0	0	0	2	46	1	.980	
Total	.000	43	15	0	2	0	0	0	0	0	.000	0	0	0	0	.000	0	0	0	2	52	2	.964	

#5 STAUFFER, Megan - 2 games (All games)

Date	Opponent	Pos	AB	R	H	RBI	2B	3B	HR	BB	SB	CS	HBP	SAC	SF	GDP	K	PO	A	E	Avg
Mar 20	at Chattanooga-1	p	0	0	0	0	0	0	0	0	0	0	0	0	0	0	0	0	1	0	.000
Apr 09	at Middle Tennessee-1	p	0	0	0	0	0	0	0	0	0	0	0	0	0	0	0	0	1	0	.000
Totals		Ogs	0	0	0	0	0	0	0	0	0	0	0	0	0	0	0	0	2	0	.000

On base pct. .000 • Slugging pct. .000

#5 STAUFFER, Megan - 5 appearances (All games)

Date	Opponent	GS	IP	H	R	ER	BB	SO	2B	3B	HR	WP	BK	HBP	IBB	Score	W-L	Sv	ERA	NP
Mar 10	at Longwood-1		0.1	1	0	0	0	0	0	0	0	0	0	0	0	2-5	0-0	0	0.00	5
Mar 20	at Chattanooga-1		2.1	1	0	0	2	0	0	0	0	0	0	0	0	9-8	1-0	0	0.00	33
Mar 27	BELLARMINE-2		2.1	2	0	0	1	1	0	0	0	0	0	0	0	5-3	1-0	0	0.00	40
Apr 09	at Middle Tennessee-1		5.1	4	1	1	1	3	0	0	0	0	0	0	0	10-4	2-0	0	0.68	74
Apr 10	at Middle Tennessee		0.2	3	4	0	0	0	1	0	1	0	0	0	0	5-9	2-0	0	0.64	16
Totals		0	11.0	11	5	1	4	4	1	0	1	0	0	0	0	31-29	2-0	0	0.64	-

Megan Stauffer Career Stats (Marshall)																							
Year	era	w-l	app	gs	cq	sho	sv	ip	h	r	er	bb	so	2b	3b	hr	bf	bavg	wp	hbp	bk	sfa	sha
2020	6.66	1-1	9	0	0	0/0	0	13.2	19	16	13	5	6	4	1	0	69	.306	1	0	0	0	2
2021	0.64	2-0	5	0	0	0/0	0	11.0	11	5	1	4	4	1	0	1	49	.256	0	0	0	0	2
TOTAL	3.97	3-1	14	0	0	0/0	0	24.2	30	21	14	9	10	5	1	1	118	.286	1	0	0	0	4



9 Junior - Camryn Michallas - INF Huntington, West Virginia		
Career Highs(Div. I) ** at Akron At-Bats: 3 (8x) last at Toledo 4/6/19** Runs: 1 (7x) last at at MTSU 4/10/21 Hits: 2 at UT-Martin 3/17/19** RBI: 2 vs. Bellarmine 3/28/21 Doubles: 1 vs. Bellarmine 3/28/21 Triples: HRs: Walks: 1 (6x) last vs. Ohio 4/13/19** SB: 1 (2x) last vs. Western Michigan 3/29/19** HBP: Putouts: 4 vs. Mercer 2/23/19** Assists: 5 vs. Western Michigan 3/29/19**	Season Highs At-Bats: 2 at MTSU 4/10 Runs: 1 (2x) last at MTSU 4/10 Hits: 1 vs. Bellarmine 3/28 RBI: 2 vs. Bellarmine 3/28 Doubles: 1 vs. Bellarmine 3/28 Triples: Home Runs: Walks: SB: HBP: Putouts: 1 at Chattanooga 3/20 Assists: 2 at MTSU 4/10	Career/Season (Div. I) 2+ Hit Games: 1 2+ HR Games: 2+ Runs Games: 2+ RBI Games: 1 2+ BB Games: 1.000 Avg. Games (at least 2-2): 1 Hitting Streaks 5+ Games: Hitting Streaks 10+ Games: Career Long Hitting Streak: 2 (2x - '19) Season/Current Hit Streak: 1/0 Career Long On Base Streak: Season/Current OB Streak: 2/2

Akron/Gulf Coast State College stats

Year	GP/GS	Avg.	AB	R	H	2B	3B	HR	RBI	TB	BB	HBP	K	SF	SB	OBP	SLG	FLD%
2019 Akr.	34/32	0.105	57	5	6	0	0	0	5	6	6	0	7	1	2/4	0.188	0.105	0.857
2020 GC.	26	0.329	70	18	23	6	0	1	11	32	10	0	12	0	1	0.412	0.457	0.907
Totals	60	0.228	127	23	29	6	0	1	16	38	16	0	19	1	3			

#9 MICHALLAS, Camryn - 6 games (All games)

Date	Opponent	Pos	AB	R	H	RBI	2B	3B	HR	BB	SB	CS	HBP	SAC	SF	GDP	K	PO	A	E	Avg
Mar 20	at Chattanooga-1	pr/3b	0	1	0	0	0	0	0	0	0	0	0	0	0	0	0	1	0	0	.000
Mar 20	at Chattanooga-2	3b	0	0	0	0	0	0	0	0	0	0	0	0	0	0	0	0	0	0	.000
Mar 21	at Chattanooga	3b	1	0	0	0	0	0	0	0	0	0	0	0	0	0	0	0	1	0	.000
Mar 28	BELLARMINE	ph/3b	1	0	1	2	1	0	0	0	0	0	0	0	0	0	0	0	1	0	.500
Apr 09	at Middle Tennessee-2	pr	0	0	0	0	0	0	0	0	0	0	0	0	0	0	0	0	0	0	.500
Apr 10	at Middle Tennessee	3b	2	1	0	0	0	0	0	0	0	0	0	0	0	0	0	0	2	0	.250
Totals		0gs	4	2	1	2	1	0	0	0	0	0	0	0	0	0	0	1	5	0	.250

On base pct. .250 • Slugging pct. .500

Camryn Michallas Career Stats (Marshall)																							
Year	avg	gp-gs	ab	r	h	2b	3b	hr	rbi	tb	slg%	bb	hbp	so	gdp	ob%	sf	sh	sb-att	po	a	e	fld%
2021	.250	6-0	4	2	1	1	0	0	2	2	.500	0	0	0	0	.250	0	0	0-0	1	5	0	1.000
TOTAL	.250	6-0	4	2	1	1	0	0	2	2	.500	0	0	0	0	.250	0	0	0-0	1	5	0	1.000



14 RS-So. - Cailey Joyce - P										Mechanicsburg, Pennsylvania									
Career Highs**at La Salle										Season Highs									
IP: 7.2 vs. Butler 3/17/19**										IP: 7.0 (2x) last vs. Bellarmine 3/27									
Ks: 8 vs. Rhode Island 4/27/19**										Ks: 7 (2x) last vs. Bellarmine 3/27									
2+ Strikeout Games: 26 3 at MU										2+ Strikeout Games: 3									
5+ Strikeout Games: 9 2 at MU										5+ Strikeout Games: 2									
10+ Strikeout Games:										10+ Strikeout Games:									
3+ Innings Pitched Games: 28 3 at MU										3+ Innings Pitched Games: 3									
5+ Innings Pitched Games: 24 2 at MU										5+ Innings Pitched Games: 2									
1st career win 3/3/19 vs. Oakland**										1st win of year 3/21 at Chattanooga									
1st career save 4/27/19 vs. R. Island**										1st save of year									

La Salle Pitching stats

Year	ERA	W-L	APP/GS	CG	SHO	SV	IP	H	R	ER	BB	SO	2B	3B	HR	B/AVG	WP	HBP
2019	4.32	8-14	35/16	14	1	1	168.2	231	128	104	45	91	51	5	18	0.324	5	13

La Salle Hitting stats

Year	GP/GS	Avg.	AB	R	H	2B	3B	HR	RBI	TB	BB	HBP	K	SF	SB	OBP	SLG
2019	41/39	0.301	113	17	34	6	0	7	19	61	9	2	19	0	0	0.363	0.540

#14 JOYCE, Cailey - 1 game (All games)

Date	Opponent	Pos	AB	R	H	RBI	2B	3B	HR	BB	SB	CS	HBP	SAC	SF	GDP	K	PO	A	E	Avg
Apr 10	at Middle Tennessee	p	0	0	0	0	0	0	0	0	0	0	0	0	0	0	0	0	1	0	.000
Totals		Ogs	0	0	0	0	0	0	0	0	0	0	0	0	0	0	0	0	1	0	.000

On base pct. .000 • Slugging pct. .000

#14 JOYCE, Cailey - 6 appearances (All games)

Date	Opponent	GS	IP	H	R	ER	BB	SO	2B	3B	HR	WP	BK	HBP	IBB	Score	W-L	Sv	ERA	NP
Mar 07	VALPARAISO	*	4.0	4	1	1	0	3	2	0	0	0	0	0	0	4-5	0-0	0	1.75	51
Mar 10	at Longwood-2		1.1	0	0	0	2	1	0	0	0	0	0	0	0	5-7	0-0	0	1.31	20
Mar 21	at Chattanooga	*	7.0	4	1	1	2	7	0	0	0	0	0	1	0	8-1	1-0	0	1.14	98
Mar 27	BELLARMINE-1	*	7.0	6	3	2	2	7	2	0	1	0	0	2	0	1-3	1-1	0	1.45	113
Apr 09	at Middle Tennessee-2	*	1.0	1	4	4	3	0	0	0	0	0	0	0	0	8-9	1-1	0	2.75	36
Apr 10	at Middle Tennessee		2.2	3	1	1	3	0	0	1	0	0	0	0	0	5-9	1-1	0	2.74	64
Totals		4	23.0	18	10	9	12	18	4	1	1	0	0	3	0	31-34	1-1	0	2.74	-

Cailey Joyce Career Stats (Marshall)

Year	era	w-l	app	qs	cq	sho	sv	ip	h	r	er	bb	so	2b	3b	hr	bf	bavg	wp	hbp	bk	sfa	sha
2021	2.74	1-1	6	4	2	0/0	0	23.0	18	10	9	12	18	4	1	1	100	.217	0	3	0	0	2
TOTAL	2.74	1-1	6	4	2	0/0	0	23.0	18	10	9	12	18	4	1	1	100	.217	0	3	0	0	2



16 Senior - Saige Pye - INF										Stockton, California									
Career Highs										Season Highs									
At-Bats: 5 at Kentucky 3/11/20										At-Bats: 4 (5x) last at Chattanooga 3/20									
Runs: 2 (7x) last at Chattanooga 3/20/21										Runs: 2 (2x) last at Chattanooga 3/20									
Hits: 4 at Kentucky 3/11/20										Hits: 2 (3x) last at Chattanooga 3/20									
RBI: 7 at Kentucky 3/11/20										RBI: 2 vs. Saint Francis 3/7									
Doubles: 2 vs. Rhode Island 2/23/20										Doubles: 1 at Chattanooga 3/20									
Triples: 1 vs. Akron 3/4/20										Triples:									
HRs: 2 at Kentucky 3/11/20										Home Runs: 1 (2x) last at Longwood 3/10									
Walks: 2 vs. Bucknell 3/7/20										Walks: 1 (5x) last at Chattanooga 3/21									
HBP: 1 (3x) last vs. Bowling Green 3/5/21										HBP: 1 vs. Bowling Green 3/5									
Putouts: 2 (4x) last at Chattanooga 3/21/21										Putouts: 2 at Chattanooga 3/21									
Assists: 3 (2x) last vs. Bucknell 3/8										Assists: 2 at Chattanooga 3/20									
Career/Season										2+ Hit Games: 16/4									
										2+ HR Games: 1/0 Grand Slams: 1									
										2+ Runs Games: 7/2									
										2+ RBI Games: 8/1									
										2+ BB Games: 1/0									
										1,000 Avg. Games (at least 2-2): 3/0									
										Hitting Streaks 5+ Games: 2									
										Hitting Streaks 10+ Games:									
										Career Long Hitting Streak: 7 ('20)									
										Season/Current Hit Streak: 3 (2x)/0									
										Career Long On Base Streak: 24 ('20)									
										Season/Current OB Streak: 6/5									

#16 PYE, Saige - 12 games (All games)

Date	Opponent	Pos	AB	R	H	RBI	2B	3B	HR	BB	SB	CS	HBP	SAC	SF	GDP	K	PO	A	E	Avg
Mar 03	AKRON-1	*dh	3	1	1	1	0	0	0	1	0	0	0	0	0	0	0	0	0	0	.333
Mar 03	AKRON-2	*dh	3	1	1	0	0	0	0	0	0	0	0	0	0	0	0	0	0	0	.333
Mar 05	BOWLING GREEN	*dh	2	0	0	0	0	0	0	0	0	0	1	0	0	0	2	0	0	0	.250
Mar 06	VALPARAISO	*dh	3	1	2	0	0	0	0	1	0	0	0	0	0	0	0	0	0	0	.364
Mar 06	SAINT FRANCIS	*dh	3	0	1	0	0	0	0	0	0	0	0	0	0	0	0	0	0	0	.357
Mar 07	SAINT FRANCIS	*dh	3	1	1	2	0	0	1	0	0	0	0	0	0	0	0	0	0	0	.353
Mar 07	VALPARAISO	*dh	4	0	0	0	0	0	0	0	0	0	0	0	0	0	2	0	0	0	.286
Mar 10	at Longwood-1	*dh	4	0	0	0	0	0	0	0	0	0	0	0	0	0	1	0	0	0	.240
Mar 10	at Longwood-2	*dh	4	2	2	1	0	0	1	0	0	0	0	0	0	0	0	0	0	0	.276
Mar 20	at Chattanooga-1	*3b	4	0	2	1	1	0	0	1	0	0	0	0	0	0	1	1	2	0	.303
Mar 20	at Chattanooga-2	*3b	4	2	2	0	0	0	0	1	0	0	0	0	0	0	0	0	0	1	.324
Mar 21	at Chattanooga	*3b/1b	3	0	0	0	0	0	0	1	0	0	0	0	0	0	0	2	0	0	.300
Totals		12gs	40	8	12	5	1	0	2	5	0	0	1	0	0	0	6	3	2	1	.300

On base pct. .391 • Slugging pct. .475

Saige Pye Career Stats (Marshall)																							
Year	avg	gp-gs	ab	r	h	2b	3b	hr	rbi	tb	slg%	bb	hbp	so	gdp	ob%	sf	sh	sb-att	po	a	e	fld%
2020	.463	25-25	80	20	37	6	1	8	28	69	.863	11	2	5	2	.532	1	0	0-0	11	12	2	.920
2021	.300	12-12	40	8	12	1	0	2	5	19	.475	5	1	6	0	.391	0	0	0-0	3	2	1	.833
TOTAL	.408	37-37	120	28	49	7	1	10	33	88	.733	16	3	11	2	.486	1	0	0-0	14	14	3	.903



17 Junior - Chloe Lee - OF		Tampa, Florida	
Career Highs	Season Highs	Career/Season	
At-Bats: 4 (3x) last at Charlotte 3/16	At-Bats:	2+ Hit Games: 2	
Runs: 2 at Charleston Southern 2/23	Runs: 1 (3x) last at MTSU 4/9	2+ SB Games: 2	
Hits: 3 vs. Portland State 2/10	Hits:	2+ Runs Games: 1	
RBI: 1 (4x) last at Charlotte 3/16	RBI:	2+ RBI Games:	
Doubles:	Doubles:	2+ BB Games: 2	
Triples:	Triples:	1.000 Avg. Games (at least 2-2): 1	
Home Runs:	Home Runs:	Hitting Streaks 5+ Games:	
Walks: 2 (2x) last vs. Presbyterian 2/16	Walks:	Hitting Streaks 10+ Games:	
SB: 2 (2x) last vs. Presbyterian 2/16	SB:	Career Long Hitting Streak: 3 (‘19)	
Putouts: 5 vs. Cal Poly 2/9/19	Putouts:	Season/Current Hit Streak:	
Assists: 1 (3x) last vs. Hampton 2/28/20	Assists:	Career Long OB Streak: 3 (‘19)	
		Season/Current OB Streak:	

#17 LEE, Chloe - 7 games (All games)

Date	Opponent	Pos	AB	R	H	RBI	2B	3B	HR	BB	SB	CS	HBP	SAC	SF	GDP	K	PO	A	E	Avg
Mar 03	AKRON-2	pr	0	1	0	0	0	0	0	0	0	0	0	0	0	0	0	0	0	0	.000
Mar 10	at Longwood-1	pr	0	0	0	0	0	0	0	0	0	0	0	0	0	0	0	0	0	0	.000
Mar 20	at Chattanooga-2	pr	0	0	0	0	0	0	0	0	0	1	0	0	0	0	0	0	0	0	.000
Apr 09	at Middle Tennessee-1	pr	0	1	0	0	0	0	0	0	0	0	0	0	0	0	0	0	0	0	.000
Apr 09	at Middle Tennessee-2	pr	0	1	0	0	0	0	0	0	0	0	0	0	0	0	0	0	0	0	.000
Apr 10	at Middle Tennessee	pr	0	0	0	0	0	0	0	0	0	0	0	0	0	0	0	0	0	0	.000
Apr 11	at Middle Tennessee	pr	0	0	0	0	0	0	0	0	0	1	0	0	0	0	0	0	0	0	.000
Totals		Ogs	0	3	0	0	0	0	0	0	0	2	0	0	0	0	0	0	0	0	.000

On base pct. .000 • Slugging pct. .000

Chloe Lee Career Stats																							
Year	avg	gp-gs	ab	r	h	2b	3b	hr	rbi	tb	slq%	bb	hbp	so	gdp	ob%	sf	sh	sb-att	po	a	e	fld%
2019	.217	50-23	60	14	13	0	0	0	4	13	.217	5	0	10	0	.277	0	2	10-13	31	1	3	.914
2020	.250	15-3	8	7	2	0	0	0	0	2	.250	2	0	2	0	.400	0	0	0-1	8	2	1	.909
2021	.000	7-0	0	3	0	0	0	0	0	0	.000	0	0	0	0	.000	0	0	0-2	0	0	0	.000
TOTAL	.221	72-26	68	24	15	0	0	0	4	15	.221	7	0	12	0	.293	0	2	10-16	39	3	4	.913



18 Freshman - Brianna McCown - P	St. Albans, West Virginia
Career Highs IP: 5.0 vs. Bowling Green 3/5 Ks: 7 vs. Bowling Green 3/5 2+ Strikeout Games: 2 5+ Strikeout Games: 1 10+ Strikeout Games: 3+ Innings Pitched Games: 2 5+ Innings Pitched Games: 1 <i>1st career win vs. Bowling Green 3/5</i> <i>1st career save</i>	Streaks: 1 Strikeout Career: 3 (4/9-11) Current: Same 2+ Strikeouts: Current: 1 5+ Strikeouts: Current: 10+ Strikeouts: Season: Current: 3+ IP: Current: 1 5+ IP: Current:

#18 MCCOWN, Brianna - 6 appearances (All games)

Date	Opponent	GS	IP	H	R	ER	BB	SO	2B	3B	HR	WP	BK	HBP	IBB	Score	W-L	Sv	ERA	NP
Mar 05	BOWLING GREEN		5.0	2	3	3	3	7	0	0	2	2	0	0	0	7-6	1-0	0	4.20	104
Mar 10	at Longwood-1		2.0	1	0	0	0	1	0	0	0	0	0	0	0	2-5	1-0	0	3.00	28
Mar 10	at Longwood-2		0.1	1	2	2	1	0	0	0	0	0	0	0	0	5-7	1-0	0	4.77	12
Apr 09	at Middle Tennessee-2		1.2	2	1	1	2	1	0	0	0	1	0	0	0	8-9	1-0	0	4.67	34
Apr 10	at Middle Tennessee		2.0	2	0	0	1	1	0	0	0	0	0	0	0	5-9	1-0	0	3.82	30
Apr 11	at Middle Tennessee		3.1	7	2	2	0	3	1	0	1	0	0	0	0	2-6	1-0	0	3.91	71
Totals		0	14.1	15	8	8	7	13	1	0	3	3	0	0	0	29-42	1-0	0	3.91	-

Brianna McCown Career Stats																							
Year	era	w-l	app	qs	cq	sho	sv	ip	h	r	er	bb	so	2b	3b	hr	bf	bavg	wp	hbp	bk	sfa	sha
2021	3.91	1-0	6	0	0	0/0	0	14.1	15	8	8	7	13	1	0	3	66	.263	3	0	0	0	2
TOTAL	3.91	1-0	6	0	0	0/0	0	14.1	15	8	8	7	13	1	0	3	66	.263	3	0	0	0	2



19 RS-Fr. - Madi Garay - P	Bay City, Texas
Career Highs IP: 6.0 vs. Valparaiso 3/6 Ks: 7 vs. Valparaiso 3/6 2+ Strikeout Games: 3 5+ Strikeout Games: 1 10+ Strikeout Games: 3+ Innings Pitched Games: 2 5+ Innings Pitched Games: 1 <i>1st career win vs. Valparaiso 3/6</i> <i>1st career save vs. Saint Francis 3/7</i>	Streaks: 1 Strikeout Career: 4 (3/6-10) Current: 0 2+ Strikeouts: 3 (3/6-7) Current: 5+ Strikeouts: Current: 10+ Strikeouts: Current: 3+ IP: 2 (3/6-7) Current: 5+ IP: Current:

#19 GARAY, Madi - 6 appearances (All games)

Date	Opponent	GS	IP	H	R	ER	BB	SO	2B	3B	HR	WP	BK	HBP	IBB	Score	W-L	Sv	ERA	NP	
Mar 06	VALPARAISO	*	6.0	5	1	1	3	7	1	0	0	0	0	0	1	0	9-1	1-0	0	1.17	103
Mar 07	SAINT FRANCIS		3.0	0	0	0	0	3	0	0	0	0	0	0	0	0	2-1	1-0	1	0.78	54
Mar 07	VALPARAISO		1.1	3	2	2	2	2	1	0	0	1	0	0	0	0	4-5	1-1	1	2.03	35
Mar 10	at Longwood-2	*	2.2	7	4	4	0	1	1	0	1	0	0	1	0	0	5-7	1-1	1	3.77	52
Mar 20	at Chattanooga-1		0.2	2	5	5	2	0	0	0	1	0	0	0	0	0	9-8	1-1	1	6.15	25
Apr 09	at Middle Tennessee-2		0.2	1	2	1	1	0	0	1	0	0	0	0	0	0	8-9	1-1	1	6.35	27
Totals		2	14.1	18	14	13	8	13	3	1	2	1	0	2	0	0	37-31	1-1	1	6.35	-

Madi Garay Career Stats																							
Year	era	w-l	app	qs	cq	sho	sv	ip	h	r	er	bb	so	2b	3b	hr	bf	bavg	wp	hbp	bk	sfa	sha
2021	6.35	1-1	6	2	1	0/0	1	14.1	18	14	13	8	13	3	1	2	73	.300	1	2	0	1	2
TOTAL	6.35	1-1	6	2	1	0/0	1	14.1	18	14	13	8	13	3	1	2	73	.300	1	2	0	1	2



20 Freshman - Kat Sackett - C										Erie, Colorado									
Season Highs										Career/Season									
At-Bats: 5 at MTSU 4/9										2+ Hit Games: 3									
Runs: 2 (2x) last at MTSU 4/9										2+ Runs Games: 2									
Hits: 3 at Chattanooga 3/21										2+ RBI Games: 3									
RBI: 6 at MTSU 4/9										2+ BB Games:									
Doubles: 2 at Chattanooga 3/20										1,000 Avg. Games (at least 2-2):									
Triples:										Hitting Streaks 5+ Games: 1									
Home Runs: 2 at MTSU 4/9										Hitting Streaks 10+ Games:									
Walks:										Career Long Hitting Streak: 5									
Putouts: 8 (2x) last vs. Bellarmine 3/27										Season/Current Hit Streak: 5/0									
Assists: 1 (4x) last at MTSU 4/11										Career Long OB Streak: 5									
Runners Caught Stealing: 1 at MTSU 4/11										Season/Current OB Streak: 5/0									

#20 SACKETT, Kat - 11 games (All games)

Date	Opponent	Pos	AB	R	H	RBI	2B	3B	HR	BB	SB	CS	HBP	SAC	SF	GDP	K	PO	A	E	Avg
Mar 10	at Longwood-2	*c	3	0	1	0	1	0	0	0	0	0	0	0	0	0	1	5	0	0	.333
Mar 20	at Chattanooga-1	*c	4	0	1	0	1	0	0	0	0	0	0	0	0	0	0	6	0	0	.286
Mar 20	at Chattanooga-2	*c	4	0	2	2	2	0	0	0	0	0	0	0	0	0	0	5	0	0	.364
Mar 21	at Chattanooga	*c	4	2	3	5	1	0	1	0	0	0	0	0	0	0	0	8	0	0	.467
Mar 27	BELLARMINE-1	*c	3	0	1	0	1	0	0	0	0	0	0	0	0	0	0	8	0	0	.444
Mar 27	BELLARMINE-2	*c	2	0	0	1	0	0	0	0	0	0	0	0	1	0	0	6	0	0	.400
Mar 28	BELLARMINE	*c	3	0	0	0	0	0	0	0	0	0	0	0	0	0	0	2	1	0	.348
Apr 09	at Middle Tennessee-1	*c	4	2	2	6	0	0	2	0	0	0	0	0	0	0	0	3	1	0	.370
Apr 09	at Middle Tennessee-2	*c	5	0	1	0	0	0	0	0	0	0	0	0	0	0	1	1	0	0	.344
Apr 10	at Middle Tennessee	*c	4	0	1	0	0	0	0	0	0	0	0	0	0	0	1	1	1	0	.333
Apr 11	at Middle Tennessee	*c	3	0	0	0	0	0	0	0	0	0	0	0	0	0	0	4	1	0	.308
Totals			11gs	39	4	12	14	6	0	3	0	0	0	0	1	0	3	49	4	0	.308

On base pct. .300 • Slugging pct. .692

Kat Sackett Career Stats																							
Year	avg	gp-gs	ab	r	h	2b	3b	hr	rbi	tb	slg%	bb	hbp	so	gdp	ob%	sf	sh	sb-att	po	a	e	fld%
2021	.308	11-11	39	4	12	6	0	3	14	27	.692	0	0	3	0	.300	1	0	0-0	49	4	0	1.000
TOTAL	.308	11-11	39	4	12	6	0	3	14	27	.692	0	0	3	0	.300	1	0	0-0	49	4	0	1.000



21 Junior - Rachel Pennington - OF			West Hamlin, West Virginia		
Career Highs At-Bats: 2 vs. Rider 3/2/19 Runs: 1 (32x) last at MTSU 4/9/21 Hits: RBI: Doubles: Triples: Home Runs: Walks: SB: 1 (11x) last vs. UTSA 5/8/19 Putouts: 1 (3x) last at No. 20 JMU 3/27/19 Assists:		Season Highs At-Bats: Runs: 1 (2x) last at MTSU 4/9 Hits: RBI: Doubles: Triples: Home Runs: Walks: SB: Putouts: Assists:		Career/Season 2+ Hit Games: 2+ SB Games: 2+ Runs Games: 2+ RBI Games: 2+ BB Games: 1,000 Avg. Games (at least 2-2): Hitting Streaks 5+ Games: Hitting Streaks 10+ Games: Career Long Hitting Streak: Season/Current Hit Streak: Career Long OB Streak: Season/Current OB Streak:	

#21 PENNINGTON, Rachel - 7 games (All games)

Date	Opponent	Pos	AB	R	H	RBI	2B	3B	HR	BB	SB	CS	HBP	SAC	SF	GDP	K	PO	A	E	Avg
Mar 06	SAINT FRANCIS	pr	0	0	0	0	0	0	0	0	0	0	0	0	0	0	0	0	0	0	.000
Mar 07	SAINT FRANCIS	pr	0	0	0	0	0	0	0	0	0	0	0	0	0	0	0	0	0	0	.000
Mar 20	at Chattanooga-1	pr	0	1	0	0	0	0	0	0	0	0	0	0	0	0	0	0	0	0	.000
Mar 27	BELLARMINE-1	pr	0	0	0	0	0	0	0	0	0	0	0	0	0	0	0	0	0	0	.000
Apr 09	at Middle Tennessee-1	pr	0	0	0	0	0	0	0	0	0	0	0	0	0	0	0	0	0	0	.000
Apr 09	at Middle Tennessee-2	pr	0	1	0	0	0	0	0	0	0	0	0	0	0	0	0	0	0	0	.000
Apr 11	at Middle Tennessee	pr	0	0	0	0	0	0	0	0	0	0	0	0	0	0	0	0	0	0	.000
Totals		Ogs	0	2	0	0	0	0	0	0	0	0	0	0	0	0	0	0	0	0	.000

On base pct. .000 • Slugging pct. .000

Rachel Pennington Career Stats																							
Year	avg	gp-gs	ab	r	h	2b	3b	hr	rbi	tb	slg%	bb	hbp	so	qdp	ob%	sf	sh	sb-att	po	a	e	fld%
2019	.000	45-1	3	18	0	0	0	0	0	0	.000	0	0	0	0	.000	0	0	11-12	3	0	0	1.000
2020	.000	20-0	0	12	0	0	0	0	0	0	.000	0	0	0	0	.000	0	0	0-3	0	0	0	.000
2021	.000	7-0	0	2	0	0	0	0	0	0	.000	0	0	0	0	.000	0	0	0-0	0	0	0	.000
TOTAL	.000	72-1	3	32	0	0	0	0	0	0	.000	0	0	0	0	.000	0	0	11-15	3	0	0	1.000



23 Junior - Mya Stevenson - OF										Mesquite, Texas									
Career Highs										Season Highs									
At-Bats: 5 at MTSU 4/9/21										At-Bats: 5 at MTSU 4/9									
Runs: 3 (2x) last at Chattanooga 3/21/21										Runs: 3 at Chattanooga 3/21									
Hits: 4 at Charlotte 3/16/19										Hits: 2 (2x) last at Chattanooga 3/20									
RBI: 7 (2x) last vs. Rutgers 3/8/20										RBI: 3 at Chattanooga 3/20									
Doubles: 2 at Charlotte 3/16/19										Doubles: 1 at Chattanooga 3/21									
Triples: 1 (3x) last vs. Rhode Island 2/23/20										Triples:									
HRs: 2 (4x) last vs. Rutgers 3/8/20										Home Runs: 1 (4x) last at MTSU 4/10									
Walks: 3 (3x) last vs. Saint Francis 2/7/20										Walks: 2 (2x) last at Chattanooga 3/21									
SB: 1 (8x) last at MTSU 4/10/21										SB: 1 (3x) last at MTSU 4/10									
HBP: 1 (9x) last at MTSU 4/10/21										HBP: 1 (3x) last at MTSU 4/10									
Putouts: 3 vs. Tennessee Tech 2/15/20										Putouts: 2 last at MTSU 4/11									
Assists: 1 (4x) last at Kennesaw State 2/22/20										Assists:									
Career/Season																			
2+ Hit Games: 27/2										1,000 Avg. Games (at least 2-2): 6/0									
2+ HR Games: 4/0										Hitting Streaks 5+ Games: 4/0									
2+ Runs Games: 22/4										Hitting Streaks 10+ Games: 1									
2+ RBI Games: 26/3										Career Long Hitting Streak: 10 ('19)									
2+ BB Games: 9/2										Season/Current Hit Streak: 4/4									
										Career Long OB Streak: 22 ('19 & '20)									
										Season/Current OB Streak: 6/5									

#23 STEVENSON, Mya - 19 games (All games)

Date	Opponent	Pos	AB	R	H	RBI	2B	3B	HR	BB	SB	CS	HBP	SAC	SF	GDP	K	PO	A	E	Avg
Mar 03	AKRON-1	*of/dh	3	1	0	0	0	0	0	1	0	0	0	0	0	0	2	0	0	0	.000
Mar 03	AKRON-2	*of	3	0	0	0	0	0	0	0	0	0	0	0	0	0	0	0	0	0	.000
Mar 05	BOWLING GREEN	*of	3	0	0	0	0	0	0	0	0	0	0	0	0	0	1	1	0	0	.000
Mar 06	VALPARAISO	*of/dh	4	1	1	2	0	0	1	0	0	0	0	0	0	0	1	0	0	0	.077
Mar 06	SAINT FRANCIS	*of	3	0	0	0	0	0	0	0	0	0	0	0	0	0	0	0	0	0	.062
Mar 07	SAINT FRANCIS	*of	3	0	0	0	0	0	0	0	0	0	0	0	0	0	1	1	0	0	.053
Mar 07	VALPARAISO	*of	3	1	0	0	0	0	0	0	0	0	0	0	0	0	1	1	0	0	.045
Mar 10	at Longwood-1	*of	2	0	1	0	0	0	0	0	0	0	1	0	0	0	0	0	0	0	.083
Mar 10	at Longwood-2	*of	4	2	2	2	0	0	1	0	0	0	0	0	0	0	0	1	0	0	.143
Mar 20	at Chattanooga-1	*dh	3	1	2	3	0	0	1	1	0	0	0	0	0	0	1	0	0	0	.194
Mar 20	at Chattanooga-2	*dh	2	2	0	1	0	0	0	2	0	0	1	0	0	0	1	0	0	0	.182
Mar 21	at Chattanooga	*dh	2	3	1	0	1	0	0	2	1	0	0	0	0	0	0	0	0	0	.200
Mar 27	BELLARMINE-1	*of	3	0	0	0	0	0	0	0	0	0	0	0	0	0	0	0	0	0	.184
Mar 27	BELLARMINE-2	*dh	3	0	0	0	0	0	0	0	0	0	0	0	0	0	0	0	0	0	.171
Mar 28	BELLARMINE	ph	0	1	0	0	0	0	0	1	0	0	0	0	0	0	0	0	0	0	.171
Apr 09	at Middle Tennessee-1	*of	4	2	1	1	0	0	0	0	1	0	0	0	0	0	0	1	0	0	.178
Apr 09	at Middle Tennessee-2	*of	5	0	1	0	0	0	0	0	0	0	0	0	0	0	1	0	0	0	.180
Apr 10	at Middle Tennessee	*of	2	1	1	1	0	0	1	0	1	0	1	0	0	0	0	1	0	0	.192
Apr 11	at Middle Tennessee	*of	3	0	1	0	0	0	0	0	0	0	0	0	0	0	1	2	0	0	.200
Totals		18gs	55	15	11	10	1	0	4	7	3	0	3	0	0	0	10	8	0	0	.200

On base pct. .323 • Slugging pct. .436

Mya Stevenson Career Stats

Year	avg	gp-gs	ab	r	h	2b	3b	hr	rbi	tb	slg%	bb	hbp	so	gdp	ob%	sf	sh	sb-att	po	a	e	fld%
2019	.329	61-59	170	42	56	10	2	20	58	130	.765	22	3	45	0	.411	2	0	4-5	18	2	3	.870
2020	.385	25-25	78	23	30	3	1	12	36	71	.910	13	3	11	1	.489	0	0	1-3	10	2	1	.923
2021	.200	19-18	55	15	11	1	0	4	10	24	.436	7	3	10	0	.323	0	0	3-3	8	0	0	1.000
TOTAL	.320	105-102	303	80	97	14	3	36	104	225	.743	42	9	66	1	.416	2	0	8-11	36	4	4	.909



28 Freshman - Kay Kay Kenney - OF										Highland Village, Texas									
Season Highs										Career/Season									
At-Bats: 2 at MTSU 4/10										2+ Hit Games:									
Runs: 2 vs. Bellarmine 3/28										2+ Runs Games: 1									
Hits: 1 vs. Bellarmine 3/28										2+ RBI Games: 1									
RBI: 2 vs. Bellarmine 3/28										2+ BB Games: 2									
Doubles:										1,000 Avg. Games (at least 2-2):									
Triples:										Hitting Streaks 5+ Games:									
Home Runs: 1 vs. Bellarmine 3/28										Hitting Streaks 10+ Games:									
Walks: 2 (2x) last vs. Bellarmine 3/28										Career Long Hitting Streak: 1									
SB: 1 vs. Valparaiso 3/7										Season/Current Hit Streak: 1/1									
Putouts:										Career Long OB Streak: 2									
Assists:										Season/Current OB Streak: 2/0									

#28 KENNEY, Kay Kay - 11 games (All games)

Date	Opponent	Pos	AB	R	H	RBI	2B	3B	HR	BB	SB	CS	HBP	SAC	SF	GDP	K	PO	A	E	Avg
Mar 03	AKRON-1	pr	0	0	0	0	0	0	0	0	0	0	0	0	0	0	0	0	0	0	.000
Mar 03	AKRON-2	pr	0	0	0	0	0	0	0	0	0	0	0	0	0	0	0	0	0	0	.000
Mar 06	VALPARAISO	pr	0	0	0	0	0	0	0	0	0	0	0	0	0	0	0	0	0	0	.000
Mar 07	VALPARAISO	pr	0	0	0	0	0	0	0	0	0	1	0	0	0	0	0	0	0	0	.000
Mar 10	at Longwood-1	pr	0	0	0	0	0	0	0	0	0	0	1	0	0	0	0	0	0	0	.000
Mar 20	at Chattanooga-2	pr	0	1	0	0	0	0	0	0	0	0	0	0	0	0	0	0	0	0	.000
Mar 27	BELLARMINE-2	*of	1	1	0	0	0	0	0	2	0	0	0	0	0	0	0	0	0	0	.000
Mar 28	BELLARMINE	*of	1	2	1	2	0	0	1	2	0	0	0	0	0	0	0	0	0	0	.500
Apr 09	at Middle Tennessee-1	pr	0	1	0	0	0	0	0	0	0	0	0	0	0	0	0	0	0	0	.500
Apr 09	at Middle Tennessee-2	ph	0	0	0	1	0	0	0	0	0	0	0	0	1	0	0	0	0	0	.500
Apr 10	at Middle Tennessee	*of	2	0	0	0	0	0	0	0	0	0	0	0	0	0	2	0	0	0	.250
Totals		3gs	4	5	1	3	0	0	1	4	1	1	0	0	1	0	2	0	0	0	.250

On base pct. .556 • Slugging pct. 1.000

Kay Kay Kenney Career Stats																							
Year	avg	gp-gs	ab	r	h	2b	3b	hr	rbi	tb	slg%	bb	hbp	so	gdp	ob%	sf	sh	sb-att	po	a	e	fld%
2021	.250	11-3	4	5	1	0	0	1	3	4	1.000	4	0	2	0	.556	1	0	1-2	0	0	0	.000
TOTAL	.250	11-3	4	5	1	0	0	1	3	4	1.000	4	0	2	0	.556	1	0	1-2	0	0	0	.000



34 Sophomore - Ashley Blessin - P										Plant City, Florida									
Career Highs										Season Highs									
IP: 7.0 (2x) last at Chattanooga 3/20										IP: 7.0 (2x) last at Chattanooga 3/20									
Ks: 7 (2x) last vs. Akron 3/3/21										Ks: 7 vs. Akron 3/3									
2+ Strikeout Games: 13										2+ Strikeout Games: 3									
5+ Strikeout Games: 2										5+ Strikeout Games: 1									
10+ Strikeout Games:										10+ Strikeout Games:									
3+ Innings Pitched Games: 12										3+ Innings Pitched Games: 5									
5+ Innings Pitched Games: 7										5+ Innings Pitched Games: 3									
1st career win vs. ETSU 2/22/20										1st win of year vs. Akron 3/3									
1st career save										1st save of year									
Streaks:										1 Strikeout Career: 6 (2/28-3/7)									
Current: 1										Current: 0									
2+ Strikeouts: 6 (2/28-3/7)										Current: 0									
Current: 0										5+ Strikeouts:									
5+ Strikeouts:										Current:									
Current:										10+ Strikeouts:									
10+ Strikeouts:										Current:									
Current:										3+ IP: 3 (3/20/21-4/9/21)									
3+ IP: 3 (3/20/21-4/9/21)										Current: 0									
Current: 0										5+ IP: 2 (3/4//20-3/7/20)									
5+ IP: 2 (3/4//20-3/7/20)										Current: 0									
Current: 0																			

#34 BLESSIN, Ashley - 5 games (All games)

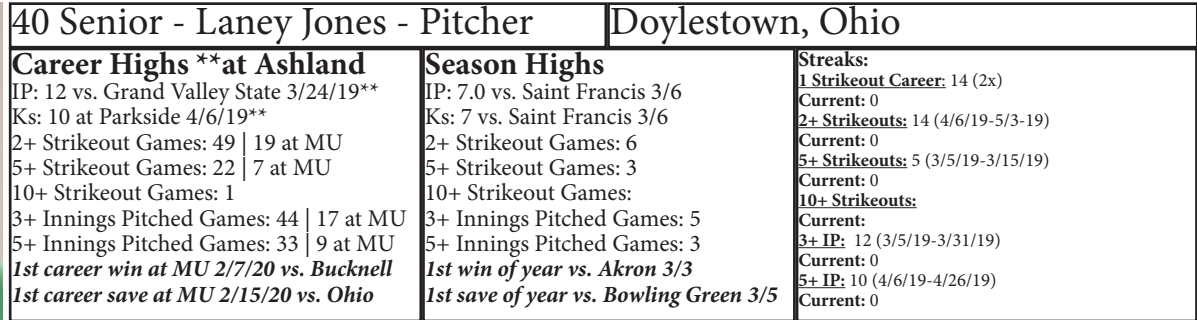
Date	Opponent	Pos	AB	R	H	RBI	2B	3B	HR	BB	SB	CS	HBP	SAC	SF	GDP	K	PO	A	E	Avg
Mar 03	AKRON-1	*p	0	0	0	0	0	0	0	0	0	0	0	0	0	0	0	2	2	0	.000
Mar 05	BOWLING GREEN	*p	0	0	0	0	0	0	0	0	0	0	0	0	0	0	0	0	1	0	.000
Mar 20	at Chattanooga-2	*p	0	0	0	0	0	0	0	0	0	0	0	0	0	0	0	1	0	0	.000
Apr 09	at Middle Tennessee-2	p	0	0	0	0	0	0	0	0	0	0	0	0	0	0	0	0	3	0	.000
Apr 11	at Middle Tennessee	*p	0	0	0	0	0	0	0	0	0	0	0	0	0	0	0	0	1	0	.000
Totals		4gs	0	0	0	0	0	0	0	0	0	0	0	0	0	0	0	3	7	0	.000

On base pct. .000 • Slugging pct. .000

#34 BLESSIN, Ashley - 9 appearances (All games)

Date	Opponent	GS	IP	H	R	ER	BB	SO	2B	3B	HR	WP	BK	HBP	IBB	Score	W-L	Sv	ERA	NP
Mar 03	AKRON-1	*	7.0	5	4	1	1	7	0	0	0	0	0	0	0	7-4	1-0	0	1.00	115
Mar 05	BOWLING GREEN	*	1.1	3	3	3	0	0	1	1	0	0	0	0	0	7-6	1-0	0	3.36	17
Mar 07	SAINT FRANCIS	*	4.0	4	1	1	2	3	2	0	0	0	0	2	0	2-1	2-0	0	2.84	67
Mar 07	VALPARAISO		0.2	0	0	0	0	1	0	0	0	0	0	0	0	4-5	2-0	0	2.69	10
Mar 10	at Longwood-2		1.2	5	1	1	0	0	1	0	0	0	0	0	0	5-7	2-1	0	2.86	30
Mar 20	at Chattanooga-2	*	7.0	7	2	0	1	3	1	0	0	0	0	0	0	9-2	3-1	0	1.94	99
Mar 27	BELLARMINE-2	*	3.0	2	3	3	2	1	0	0	1	0	0	0	0	5-3	3-1	0	2.55	51
Apr 09	at Middle Tennessee-2		6.0	7	2	2	3	0	1	0	0	0	0	1	2	8-9	3-2	0	2.51	82
Apr 11	at Middle Tennessee	*	2.2	8	4	4	0	1	2	0	0	0	0	0	0	2-6	3-3	0	3.15	61
Totals		6	33.1	41	20	15	9	16	8	1	1	0	0	3	2	49-43	3-3	0	3.15	-

Ashley Blessin Career Stats																								
Year	era	w-l	app	gs	cq	sho	sv	ip	h	r	er	bb	so	2b	3b	hr	bf	bavg	wp	hbp	bk	sfa	sha	
2020	3.45	7-0	16	10	3	2/0	0	46.2	46	29	23	21	34	6	4	1	211	.251	2	5	0	0	1	
2021	3.15	3-3	9	6	2	0/0	0	33.1	41	20	15	9	16	8	1	1	155	.297	0	3	0	1	4	
TOTAL	3.33	10-3	25	16	5	2/0	0	80.0	87	49	38	30	50	14	5	2	366	.271	2	8	0	1	5	



	APP	GS	W	L	SV	CG	IP	H	R	ER	BB	K	K/7	HR	ERA
2017-18	21	13	6	5	0	5	83.2	87	52	47	39	61	5.10	6	3.93
2018-19	31	26	15	11	1	21	178.1	166	88	55	58	137	5.38	8	2.16
Total	52	39	21	16	1	26	262.0	253	140	102	97	198	5.29	14	2.73

Date	Opponent	Pos	AB	R	H	RBI	2B	3B	HR	BB	SB	CS	HBP	SAC	SF	GDP	K	PO	A	E	Avg
Mar 07	VALPARAISO	p	0	0	0	0	0	0	0	0	0	0	0	0	0	0	0	0	2	0	.000
Mar 10	at Longwood-1	*p	0	0	0	0	0	0	0	0	0	0	0	0	0	0	0	0	1	0	.000
Mar 28	BELLARMINE	*p	0	0	0	0	0	0	0	0	0	0	0	0	0	0	0	1	0	0	.000
Totals		2gs	0	0	0	0	0	0	0	0	0	0	0	0	0	0	0	1	3	0	.000

Date	Opponent	GS	IP	H	R	ER	BB	SO	2B	3B	HR	WP	BK	HBP	IBB	Score	W-L	Sv	ERA	NP
Mar 03	AKRON-2	*	5.0	4	0	0	1	2	1	0	0	0	0	0	0	8-0	1-0	0	0.00	70
Mar 05	BOWLING GREEN		0.2	1	0	0	1	0	0	0	0	0	0	0	0	7-6	1-0	1	0.00	20
Mar 06	SAINT FRANCIS	*	7.0	2	0	0	1	7	2	0	0	1	0	1	0	2-0	2-0	1	0.00	98
Mar 07	VALPARAISO		1.0	3	2	2	0	0	0	0	0	0	0	0	0	4-5	2-0	1	1.02	15
Mar 10	at Longwood-1	*	3.2	3	5	4	4	2	1	0	0	0	0	2	0	2-5	2-1	1	2.42	104
Mar 20	at Chattanooga-1	*	4.0	4	3	3	2	5	2	0	1	0	0	1	0	9-8	2-1	1	2.95	59
Mar 27	BELLARMINE-2		1.2	0	0	0	1	2	0	0	0	0	0	0	0	5-3	3-1	1	2.74	31
Mar 28	BELLARMINE	*	5.0	2	0	0	2	1	2	0	0	0	0	0	0	10-0	4-1	1	2.25	66
Apr 09	at Middle Tennessee-1	*	1.2	4	3	2	2	0	0	0	1	0	0	0	0	10-4	4-1	1	2.60	44
Apr 10	at Middle Tennessee	*	0.2	3	4	4	1	0	1	0	0	0	0	0	0	5-9	4-2	1	3.46	22
Totals			7	30.1	26	17	15	15	9	0	2	1	0	4	0	62-40	4-2	1	3.46	-

Laney Jones Career Stats (Marshall)

Year	era	w-l	app	qs	cq	sho	sv	ip	h	r	er	bb	so	2b	3b	hr	bf	bavg	wp	hbp	bk	sfa	sha
2020	3.62	8-2	19	12	4	1/0	4	67.2	71	41	35	30	61	8	3	4	310	.269	0	6	0	4	6
2021	3.46	4-2	10	7	3	3/0	1	30.1	26	17	15	15	19	9	0	2	137	.224	1	4	0	0	2
TOTAL	3.57	12-4	29	19	7	4/0	5	98.0	97	58	50	45	80	17	3	6	447	.255	1	10	0	4	8



43 Senior - Aly Harrell - INF										Gahanna, Ohio									
Career Highs										Season Highs									
At-Bats: 4 (26x) last at MTSU 4/11/21										At-Bats: 4 (7x) last at MTSU 4/11									
Runs: 3 vs. Presbyterian 2/16/19										Runs: 2 vs. Valparaiso 3/6									
Hits: 4 vs. Tennessee Tech 2/15/20										Hits: 3 (2x) last at MTSU 4/11									
RBI: 4 (5x) last vs. Rhode Island 2/23/20										RBI: 3 at MTSU 4/10									
Doubles: 2 (2x) last at Norfolk State 2/29/20										Doubles: 1 (3x) last at MTSU 4/11									
Triples:										Triples:									
Home Runs: 2 vs. Presbyterian 2/16/19										Home Runs: 1 (6x) last at MTSU 4/10									
Walks: 4 vs. WKU 4/7/19										Walks: 2 (2x) last at Longwood 3/10									
SB: 1 at Ohio 4/25/18										SB:									
HBP: 3 at No. 20 JMU 3/27/19										HBP: 1 at MTSU 4/9									
Putouts: 14 at UTSA 4/7/18										Putouts: 9 at MTSU 4/9									
Assists: 2 (3x) last vs. ETSU 2/21/20										Assists: 1 (6x) last at MTSU 4/10									
Career/Season																			
2+ Hit Games: 36/6										2+ HR Games: 1/0 Grand Slams: 2/0									
2+ Runs Games: 14/1										2+ RBI Games: 30/5									
2+ BB Games: 33/2										1,000 Avg. Games (at least 2-2): 7/1									
Hitting Streaks 5+ Games: 5/1										Hitting Streaks 10+ Games:									
Career Long Hitting Streak: 7 ('20)										Season/Current Hit Streak: 5/5									
Career Long OB Streak: 24 ('19)										Season/Current OB Streak: 5 (2x)/5									

#43 HARRELL, Aly - 16 games (All games)

Date	Opponent	Pos	AB	R	H	RBI	2B	3B	HR	BB	SB	CS	HBP	SAC	SF	GDP	K	PO	A	E	Avg	
Mar 03	AKRON-1	*1b	4	1	2	2	0	0	0	0	0	0	0	0	0	0	1	5	0	0	.500	
Mar 03	AKRON-2	*1b	3	0	2	1	1	0	0	0	0	0	0	0	0	0	0	3	1	0	.571	
Mar 05	BOWLING GREEN	*1b	4	1	2	1	0	0	1	0	0	0	0	0	0	0	0	4	0	0	.545	
Mar 06	VALPARAISO	*1b	4	2	3	1	0	0	1	0	0	0	0	0	0	0	0	4	0	0	.600	
Mar 06	SAINT FRANCIS	*1b	3	0	0	0	0	0	0	0	0	0	0	0	0	0	2	6	0	0	.500	
Mar 07	SAINT FRANCIS	*1b	1	1	0	0	0	0	0	2	0	0	0	0	0	0	0	8	1	1	.474	
Mar 07	VALPARAISO	*1b	3	1	1	2	0	0	1	1	0	0	0	0	0	0	0	4	1	0	.455	
Mar 10	at Longwood-1	*1b	2	1	2	1	0	0	1	2	0	0	0	0	0	0	0	5	0	0	.500	
Mar 10	at Longwood-2	*1b	3	1	0	0	0	0	0	1	0	0	0	0	0	0	0	5	0	0	.444	
Mar 27	BELLARMINE-1	*1b	2	0	1	0	1	0	0	1	0	0	0	0	0	0	0	2	1	0	.448	
Mar 27	BELLARMINE-2	*1b	3	0	0	0	0	0	0	0	0	0	0	0	0	1	0	8	0	0	.406	
Mar 28	BELLARMINE	*1b	2	1	1	2	0	0	0	1	0	0	0	0	0	0	0	4	0	0	.412	
Apr 09	at Middle Tennessee-1	*1b	4	0	1	0	0	0	0	0	0	0	0	0	0	0	0	8	1	1	.395	
Apr 09	at Middle Tennessee-2	*1b	4	1	1	2	0	0	1	0	0	0	1	0	0	0	0	9	0	1	.381	
Apr 10	at Middle Tennessee	*1b	4	1	1	3	0	0	1	0	0	0	0	0	0	0	0	7	1	0	.370	
Apr 11	at Middle Tennessee	*1b	4	0	3	1	1	0	0	0	0	0	0	0	0	0	0	6	0	0	.400	
Totals			16gs	50	11	20	16	3	0	6	8	0	0	1	0	0	1	3	88	6	3	.400

On base pct. .492 • Slugging pct. .820

Aly Harrell Career Stats																							
Year	avg	gp-gs	ab	r	h	2b	3b	hr	rbi	tb	slg%	bb	hbp	so	gdp	ob%	sf	sh	sb-att	po	a	e	fld%
2018	.350	48-43	120	18	42	10	0	11	41	85	.708	23	7	9	2	.480	0	2	1-1	136	6	2	.986
2019	.338	64-64	145	35	49	10	0	14	40	101	.697	68	17	13	2	.578	2	0	0-1	459	11	7	.985
2020	.441	25-25	68	22	30	8	0	5	23	53	.779	23	6	3	0	.602	1	0	0-0	142	8	2	.987
2021	.400	16-16	50	11	20	3	0	6	16	41	.820	8	1	3	1	.492	0	0	0-0	88	6	3	.969
TOTAL	.368	153-148	383	86	141	31	0	36	120	280	.731	122	31	28	5	.545	3	2	1-2	825	31	14	.984



44 Senior - Katie Adams - C										Hurricane, West Virginia									
Career Highs										Season Highs									
At-Bats: 5 (2x) last at MTSU 4/9/21										At-Bats: 5 (2x) last at MTSU 4/9									
Runs: 2 (3x) last at Chattanooga 3/20/21										Runs: 2 (2x) last at Chattanooga 3/20									
Hits: 3 (3x) last vs. Akron 3/3/21										Hits: 3 vs. Akron 3/3									
RBI: 5 vs. Howard 2/29/20										RBI: 3 (2x) last at MTSU 4/9									
Doubles: 2 (3x) all 3 vs. Akron last 3/3/21										Doubles: 2 (2x) both vs. Akron 3/3									
Triples:										Triples:									
Home Runs: 1 (4x) last vs. Saint Francis 3/6/21										Home Runs: 1 vs. Saint Francis 3/6									
Walks: 3 at Chattanooga 3/20/21										Walks: 3 at Chattanooga 3/20									
SB: 1 (3x) last vs. Akron 3/3/21										SB: 1 vs. Akron 3/3									
Putouts: 9 vs. Saint Francis 3/6/21										Putouts: 9 vs. Saint Francis 3/6									
Assists: 3 vs. Bucknell 3/7/20										Assists: 1 (3x) last at Chattanooga 3/21									
Career/Season																			
2+ Hit Games: 16/6																			
2+ HR Games:																			
2+ Runs Games: 3/2																			
2+ RBI Games: 11/3																			
2+ BB Games: 4/1																			
1,000 Avg. Games (at least 2-2): 3/2																			
Hitting Streaks 5+ Games: 2/0																			
Hitting Streaks 10+ Games: 1																			
Career Long Hitting Streak: 10 (*20)																			
Season/Current Hit Streak: 4/0																			
Career Long OB Streak: 15 (*20)																			
Season/Current OB Streak: 5/5																			

#44 ADAMS, Katie - 17 games (All games)

Date	Opponent	Pos	AB	R	H	RBI	2B	3B	HR	BB	SB	CS	HBP	SAC	SF	GDP	K	PO	A	E	Avg
Mar 03	AKRON-1	*c	3	0	2	3	2	0	0	1	1	0	0	0	0	0	0	7	1	1	.667
Mar 03	AKRON-2	*c	3	2	3	0	2	0	0	0	0	0	0	0	0	0	0	2	1	0	.833
Mar 05	BOWLING GREEN	*c	3	0	0	0	0	0	0	0	0	0	0	0	0	0	0	7	0	0	.556
Mar 06	VALPARAISO	*c	3	0	1	0	0	0	0	1	0	0	0	0	0	0	0	8	0	0	.500
Mar 06	SAINT FRANCIS	*c	3	1	1	1	0	0	1	0	0	0	0	0	0	0	1	9	0	0	.467
Mar 07	SAINT FRANCIS	*c	3	0	0	0	0	0	0	0	0	0	0	0	0	0	0	6	0	0	.389
Mar 07	VALPARAISO	*c	3	0	1	1	0	0	0	0	0	0	0	0	0	0	0	8	0	0	.381
Mar 10	at Longwood-1	*c	3	0	0	0	0	0	0	0	0	0	0	0	0	0	0	3	0	0	.333
Mar 20	at Chattanooga-1	*1b	5	1	2	1	0	0	0	0	0	0	0	0	0	0	0	5	0	0	.345
Mar 20	at Chattanooga-2	*1b	2	2	2	1	1	0	0	3	0	0	0	0	0	0	0	3	0	0	.387
Mar 21	at Chattanooga	*1b	3	0	1	0	0	0	0	0	0	0	0	0	0	0	0	0	1	0	.382
Mar 27	BELLARMINE-1	*dh	3	0	0	0	0	0	0	0	0	0	0	0	0	0	0	0	0	0	.351
Mar 28	BELLARMINE	*dh	2	0	2	2	1	0	0	1	0	0	0	0	0	0	0	0	0	0	.385
Apr 09	at Middle Tennessee-1	*dh	4	1	2	3	1	0	0	0	0	0	0	0	0	0	0	0	0	0	.395
Apr 09	at Middle Tennessee-2	*dh	5	1	1	0	0	0	0	0	0	0	0	0	0	0	0	0	0	0	.375
Apr 10	at Middle Tennessee	*dh	4	0	1	1	1	0	0	0	0	0	0	0	0	0	0	0	0	0	.365
Apr 11	at Middle Tennessee	*dh	2	0	0	0	0	0	0	1	0	0	0	0	0	0	0	0	0	0	.352
Totals		17gs	54	8	19	13	8	0	1	7	1	0	0	0	0	0	1	58	3	1	.352

On base pct. .426 • Slugging pct. .556

Katie Adams Career Stats																							
Year	avg	gp-gs	ab	r	h	2b	3b	hr	rbi	tb	slg%	bb	hbp	so	gdp	ob%	sf	sh	sb-att	po	a	e	fld%
2018	.214	30-9	42	4	9	2	0	0	3	11	.262	5	0	8	0	.292	1	1	1-1	25	1	0	1.000
2019	.280	44-26	82	6	23	4	0	0	13	27	.329	12	2	8	0	.381	1	0	0-1	20	1	2	.913
2020	.377	21-19	61	8	23	5	0	3	16	37	.607	7	0	9	0	.441	0	0	1-1	69	5	3	.961
2021	.352	17-17	54	8	19	8	0	1	13	30	.556	7	0	1	0	.426	0	0	1-1	58	3	1	.984
TOTAL	.310	112-71	239	26	74	19	0	4	45	105	.439	31	2	26	0	.391	2	1	3-4	172	10	6	.968



55 Senior - Blakely Burch - INF

Live Oak, Florida

Career Highs * at Marshall *	Season Highs	Career/Season
At-Bats: 5 (2x) last at USC Upstate 2/9/20	At-Bats: 4 at MTSU 4/9	2+ Hit Games: 18/0
Runs: 3 vs. WKU 4/7/19	Runs: 2 vs. Bowling Green 3/5	2+ SB Games: 1
Hits: 3 (3x) last at MTSU 4/27/19	Hits: 1 (6x) last vs. Bellarmine 3/27	2+ Runs Games: 13/1
RBI: 4 vs. UTSA 5/8/19	RBI: 1 (4x) last vs. Bellarmine 3/27	2+ RBI Games: 11/0
Doubles: 1 (17x) last at Kennesaw State 2/23/20	Doubles:	2+ BB Games: 2
Triples: 1 (9x) last vs. ETSU 2/21/20	Triples:	1,000 Avg. Games (at least 2-2): 5
Home Runs: 1 (12x) last vs. Valparaiso 3/7/21	Home Runs: 1 (2x) last vs. Valparaiso 3/7	Hitting Streaks 5+ Games: 2/0
Walks: 2 (2x) last vs. EKU 2/16/19	Walks: 1 (2x) last at Longwood 3/10	Hitting Streaks 10+ Games:
SB: 3 vs. UMass-Lowell 2/17/18	SB: 1 vs. Akron 3/3	Career Long Hitting Streak: 7 ('20)
HBP: 2 (2x) last vs. Cal Poly 2/9/19	HBP: 1 (2x) last MTSU 4/11	Season/Current Hit Streak: 4/0
Putouts: 10 vs. UMass-Lowell 2/17/18 (at 1st base)	Putouts: 3 vs. Saint Francis 3/7	Career Long OB Streak: 19 ('18)
Assists: 6 vs. Bellarmine 3/27/21	Assists: 6 vs. Bellarmine 3/27	Season/Current OB Streak: 5/1

USC	Player	avg	gp-gs	ab	r	h	2b	3b	hr	rbi	tb	slg%	bb	hbp	so	gdp	ob%	sf	sh	sb-att	po	a	e	fld%
Upstate stats	BURCH, Blakely	.257	23-11	35	6	9	4	0	0	5	13	.371	1	0	8	0	.278	0	1	0-1	4	6	0	1.000

#55 BURCH, Blakely - 16 games (All games)

Date	Opponent	Pos	AB	R	H	RBI	2B	3B	HR	BB	SB	CS	HBP	SAC	SF	GDP	K	PO	A	E	Avg
Mar 03	AKRON-1	*3b	1	1	0	0	0	0	0	1	0	0	1	0	0	0	0	1	3	1	.000
Mar 03	AKRON-2	*3b	2	1	1	0	0	0	0	0	1	0	0	0	0	0	0	0	0	0	.333
Mar 05	BOWLING GREEN	*3b	3	2	1	1	0	0	1	0	0	0	0	0	0	0	0	1	1	0	.333
Mar 06	VALPARAISO	*3b	3	1	1	1	0	0	0	0	0	0	0	0	0	0	0	2	2	1	.333
Mar 06	SAINT FRANCIS	*3b	2	0	1	0	0	0	0	0	0	0	0	0	0	0	0	2	1	2	.364
Mar 07	SAINT FRANCIS	*3b	2	0	0	0	0	0	0	0	0	0	0	0	0	0	1	3	4	0	.308
Mar 07	VALPARAISO	*3b	3	1	1	1	0	0	1	0	0	0	0	0	0	0	0	0	2	0	.312
Mar 10	at Longwood-1	*3b	2	0	0	0	0	0	0	1	0	0	0	0	0	0	0	2	1	0	.278
Mar 10	at Longwood-2	*3b	3	0	0	0	0	0	0	0	0	0	0	0	0	0	0	2	2	0	.238
Mar 27	BELLARMINE-1	*3b	2	0	0	0	0	0	0	0	0	0	0	1	0	0	0	2	1	0	.217
Mar 27	BELLARMINE-2	*3b	3	0	1	1	0	0	0	0	0	0	0	0	0	0	0	1	6	0	.231
Mar 28	BELLARMINE	*3b	2	0	0	0	0	0	0	0	0	0	0	0	0	0	0	0	2	0	.214
Apr 09	at Middle Tennessee-1	*3b	3	0	0	0	0	0	0	0	0	1	0	0	0	0	0	0	1	0	.194
Apr 09	at Middle Tennessee-2	*3b	4	0	0	0	0	0	0	0	0	0	0	0	0	0	0	1	0	0	.171
Apr 10	at Middle Tennessee	*3b	1	0	0	0	0	0	0	0	0	0	0	0	0	0	1	0	1	0	.167
Apr 11	at Middle Tennessee	*3b	2	1	0	0	0	0	0	0	1	0	1	0	0	0	0	0	1	0	.158
Totals		16gs	38	7	6	4	0	0	2	2	2	1	2	1	0	0	2	17	28	4	.158

On base pct. .238 • Slugging pct. .316

Blakely Burch Career Stats (Marshall)																							
Year	avg	gp-gs	ab	r	h	2b	3b	hr	rbi	tb	slg%	bb	hbp	so	gdp	ob%	sf	sh	sb-att	po	a	e	fld%
2018	.220	48-43	118	12	26	5	1	0	11	33	.280	10	6	25	1	.311	1	2	11-15	103	69	8	.956
2019	.257	62-60	171	43	44	9	7	8	35	91	.532	14	16	23	2	.366	1	3	6-6	58	111	16	.914
2020	.293	14-14	41	7	12	3	1	2	8	23	.561	2	2	7	0	.348	1	1	1-1	15	7	2	.917
2021	.158	16-16	38	7	6	0	0	2	4	12	.316	2	2	2	0	.238	0	1	2-3	17	28	4	.918
TOTAL	.239	140-133	368	69	88	17	9	12	58	159	.432	28	26	57	3	.334	3	7	20-25	193	215	30	.932



77 Senior - Madison Whitaker - INF New Palestine, Indiana		
Career Highs **at Wright State At-Bats: 5 (4x) last at MTSU 4/9/21 Runs: 3 (2x) last vs. Bellarmine 3/28/21 Hits: 3 (3x) last at Chattanooga 3/20/21 RBI: 4 (2x) last vs. S. Carolina St. 3/2/19** Doubles: 2 vs. Dayton 4/9/19** Triples: 1 (2x) last vs. Dayton 3/20/19** Home Runs: 1 (9x) last vs. Bellarmine 3/28/21 Walks: 2 (4x) last at Youngstown St. 4/16/19** SB: 1 (3x) last vs. UL-Monroe 2/10/19** Putouts: 6 at MTSU 4/9/21 Assists: 8 at MTSU 4/9/21	Season Highs At-Bats: 5 (2x) last at MTSU 4/9 Runs: 3 vs. Bellarmine 3/28 Hits: 3 at Chattanooga 3/20 RBI: 2 at Chattanooga 3/20 Doubles: 1 (3x) at Chattanooga 3/27 Triples: Home Runs: 1 vs. Bellarmine 3/28 Walks: 1 (2x) last at MTSU 4/10 SB: Putouts: 6 at MTSU 4/9 Assists: 8 at MTSU 4/9	Career/Season 2+ Hit Games: 23/1 2+ Runs Games: 6/1 2+ RBI Games: 13/1 2+ BB Games: 4 1,000 Avg. Games (at least 2-2): 2 Hitting Streaks 5+ Games: 2 ('19) Hitting Streaks 10+ Games: Career Long Hitting Streak: 6 ('19) Season/Current Hit Streak: 4/1 Career Long OB Streak: 6 (at Marshall) Season/Current OB Streak: 6/3

Wright State Hitting stats

Year	GP/GS	Avg.	AB	R	H	2B	3B	HR	RBI	TB	BB	HBP	K	SF	SB	OBP	SLG	FLD%
2018	53/53	0.244	168	16	41	8	1	3	23	60	9	1	15	1	2/3	0.285	0.357	0.911
2019	49/49	0.278	158	27	44	8	1	5	30	69	17	1	19	3	1/1	0.346	0.437	0.884
2020	4/3	0.167	6	0	1	0	0	0	0	1	0	0	0	0	0	0.167	0.167	0.833
Totals	106/105	0.259	332	43	86	16	2	8	53	130	26	2	34	4	3/4	0.313	0.392	

#77 WHITAKER, Madison - 14 games (All games)

Date	Opponent	Pos	AB	R	H	RBI	2B	3B	HR	BB	SB	CS	HBP	SAC	SF	GDP	K	PO	A	E	Avg
Mar 03	AKRON-1	*2b	1	0	0	0	0	0	0	1	0	0	0	0	0	0	0	1	0	0	.000
Mar 05	BOWLING GREEN	ph/2b	2	1	0	0	0	0	0	0	0	0	0	0	0	0	1	1	0	0	.000
Mar 06	VALPARAISO	ph	1	0	0	0	0	0	0	0	0	0	0	0	0	0	0	0	0	0	.000
Mar 06	SAINT FRANCIS	*2b	2	0	0	0	0	0	0	0	0	0	0	0	0	0	0	0	2	0	.000
Mar 10	at Longwood-1	ph/2b	2	0	1	1	0	0	0	0	0	0	0	0	0	0	0	1	2	0	.125
Mar 20	at Chattanooga-2	*2b	5	0	3	2	1	0	0	0	0	0	0	0	0	0	0	1	2	0	.308
Mar 21	at Chattanooga	*2b	3	0	1	1	1	0	0	0	0	0	0	0	0	0	0	1	0	0	.312
Mar 27	BELLARMINE-1	*2b	3	0	1	0	1	0	0	0	0	0	0	0	0	0	1	1	0	0	.316
Mar 27	BELLARMINE-2	*2b	2	0	0	0	0	0	0	0	0	0	0	0	0	0	0	2	0	0	.286
Mar 28	BELLARMINE	*ss	2	3	1	1	0	0	1	0	0	0	1	0	0	0	0	1	2	0	.304
Apr 09	at Middle Tennessee-1	*2b	3	0	0	0	0	0	0	0	0	0	0	0	0	0	0	4	2	0	.269
Apr 09	at Middle Tennessee-2	*2b/ss	5	1	0	0	0	0	0	0	0	0	0	0	0	0	0	6	8	0	.226
Apr 10	at Middle Tennessee	*ss/2b	2	0	0	0	0	0	0	1	0	0	0	0	0	0	1	5	0	1	.212
Apr 11	at Middle Tennessee	*ss	3	0	1	0	0	0	0	0	0	0	0	0	0	0	0	1	1	0	.222
Totals		11gs	36	5	8	5	3	0	1	2	0	0	1	0	0	0	3	25	19	1	.222

On base pct. .282 • Slugging pct. .389

Madison Whitaker Career Stats (Marshall)																							
Year	avg	gp-gs	ab	r	h	2b	3b	hr	rbi	tb	slg%	bb	hbp	so	gdp	ob%	sf	sh	sb-att	po	a	e	fld%
2021	.222	14-11	36	5	8	3	0	1	5	14	.389	2	1	3	0	.282	0	0	0-0	25	19	1	.978
TOTAL	.222	14-11	36	5	8	3	0	1	5	14	.389	2	1	3	0	.282	0	0	0-0	25	19	1	.978

2021 Marshall Thundering Herd TV/Radio Roster



1 Grace Chelemen - Jr., OF
Woodhaven, Mich.



2 Paige Halliwill - Fr., OF
Mogadore, Ohio



3 Armani Brown - Sr., IF
Elk Grove, Calif.



4 Sierra Huerta - Gr., IF
Fillmore, Calif.



5 Megan Stauffer - Sr., P
Lansdale, Pa.



7 Amaya Lee - Fr., IF
Concord, Calif.



9 Camryn Michallas - Jr, IF
Huntington, W.Va.



11 Carson Lyon - R-So., OF
Monroe, La.



14 Cailey Joyce - R-So., P
Mechanicsburg, Pa.



16 Saige Pye - Sr., IF
Stockton, Calif.



17 Chloe Lee - Jr., OF
Tampa, Fla.



18 Brianna McCown - Fr., P
St. Albans, W.Va.



19 Madi Garay - R-Fr., P
Bay City, Texas



20 Kat Sackett - Fr., C
Erie, Colo.



21 Rachel Pennington - Jr., OF
West Hamlin, W.Va.



23 Mya Stevenson - Jr., OF
Plant City, Fla.



28 Kay Kay Kenney - Fr., OF
Highland Village, Texas



34 Ashley Blessin - So., P
Plant City, Fla.



40 Laney Jones - Sr., P
Doylestown, Ohio



43 Aly Harrell - Sr., IF
Gahanna, Ohio



44 Katie Adams - Sr., C
Hurricane, W.Va.



55 Blakely Burch - R-Sr., IF
Live Oak, Fla.



77 Madison Whitaker - Sr., IF
New Palestine, Ind.



Head Coach
Megan Smith Lyon - 3rd Season



Assistant Coach
Corey Lyon - 3rd Season



Assistant Coach
Maddie Holub - 3rd Season



Volunteer Assistant
Sam Boone - 1st Season



Graduate Manager
Kayla DeSchepper - 2nd Season



Athletic Trainer
Becky Kaliher - 2nd Season