



2020-21 MARSHALL WOMEN'S BASKETBALL

THE HERD

GAME NOTES

Jason Corriher, Marshall Sports Information | Email: corriher@marshall.edu
O: 304-696-4660 | C: 740-331-1497 | Twitter: @HerdWBB | Website: www.HerdZone.com

GAME INFORMATION

Date/Time: March 10, 2021
Site: Frisco, Tx. (The Star)
Live Stats: StatBroadcast.com
Live Video: ESPN+
Marshall Radio: 88.1 WMUL-FM,
www.marshall.edu/wmul
Twitter Updates: @HerdWBB
Series: 10th meetings (Tech leads 5-4)
Last Meeting: January 2, 2021 - Marshall won 61-57 in
Huntington.

SCHEDULE

DATE	OPPONENT	TIME
Dec. 1	MORGAN STATE	Canceled
6	RADFORD	W, 68-59
9	at #9 Kentucky	L, 79-45
13	at St. Bonaventure	Canceled
17	MOREHEAD STATE	Canceled
Jan. 1	LOUISIANA TECH *	L, 61-51 (OT)
2	LOUISIANA TECH *	W, 61-57
8	at Charlotte *	L, 75-54
9	at Charlotte *	L, 65-56 (OT)
14	WKU *	W, 81-54
17	at WKU *	L, 69-60
22	FIU *	L, 75-60
23	FIU *	W, 65-56
29	at Florida Atlantic *	Postponed
30	at Florida Atlantic *	Postponed
Feb. 5	OLD DOMINION *	L, 80-70
6	OLD DOMINION *	W, 73-68 (OT)
12	at Middle Tennessee *	Postponed
13	at Middle Tennessee *	Postponed
20	(RV) RICE *	L, 64-48
21	(RV) RICE *	W, 68-56
26	at North Texas *	L, 52-51
27	at North Texas *	W, 56-55
Mar. 4	at Middle Tennessee *	W, 72-49
5	at Middle Tennessee *	L, 61-54
10	vs. (4W) Louisiana Tech\$	3 p.m. ET

March 10-13 Conference USA Tournament Frisco, Texas

All times Eastern. Game times & dates are subject to change.

Home games CAPS & GREEN

* - Conference game

\$ - Conference USA Championship (Frisco, Texas)

THE TEAMS


2020-21 Conference USA Tourney



Marshall
Thundering Herd
8-10, 7-9 C-USA

CATEGORY LEADERS
Scoring/Game
Savannah Wheeler, 17.0
Rebounds/Game
Alexis Johnson, 5.9
Assists/Game
Ksenija Mitric, 3.0

HEAD COACH
Tony Kemper (4th season)
Overall: 46-62
at School: Same



Louisiana Tech
Lady Techsters
13-9, 8-8

CATEGORY LEADERS
Scoring/Game
Keiunna Walker, 16.2
Rebounds/Game
Anna Larr Roberson, 6.8
Assists/Game
Amber Dixon, 3.0


HEAD COACH
Brooke Stoeher (9th season, 5th at Tech)
Overall: 150-124
at School: 79-66

PROBABLE STARTERS



#24 Kennedi Colclough
6'0" - GR - Forward

2020-21
16 GP, 16 GS
7.9 ppg, 4.3 rpg
1.1 apg



#0 Kia Sivils
5'7" - JR - Guard

2020-21
12 GP, 14 GS
1.9 ppg, 3.3 rpg
1.0 apg




#20 Taylor Pearson
5'8" - SR - Forward

2020-21
16 GP, 16 GS
8.3 ppg, 4.1 rpg
1.9 apg



#4 Savannah Wheeler
5'6" - SO - Guard

2020-21
18 GP, 18 GS
17.0 ppg, 4.0 rpg
2.7 apg



#34 Lorelei Roper
6'1" - JR - F/C

2020-21
14 GP, 14 GS
6.4 ppg, 5.6 rpg
51.3 FG%

MARSHALL WOMEN'S BASKETBALL

2020-21 ROSTER

NUMERICAL

NO.	NAME	HT.	POS.	YR.	HOMETOWN (LAST SCHOOL)
0	Kia Sivils	5-7	G	JR	Louisville, Ky. (Sacred Heart HS)
1	Christiana McLean	5-6	G	RS FR	Wake Forest, N.C. (Heritage HS)
2	Kristen Mayo	5-5	G	SR	Grayson, Ky. (East Carter HS)
3	CC Mays	5-8	G	FR	Tampa, Fla. (Seffner Christian Academy)
4	Savannah Wheeler	5-6	G	SO	Catlettsburg, Ky. (Boyd County HS)
5	Samantha LaFon	6-0	F	FR	Chesapeake, Ohio (Ironton HS)
11	Ksenija Mitric	5-8	G	FR	Banja Luka, Bosnia & Herzegovina (Celje BC)
20	Taylor Pearson	5-7	F	SR	Columbus, Ohio (Northland HS)
21	Sarah Liberatore	5-10	G	FR	Greensburg, Pa. (Hempfield Area HS)
23	Alexis Johnson	5-10	F	SO	Southfield, Mich. (Southfield HS for Arts & Tech.)
24	Kennedi Colclough	6-0	F	GRAD	Crofton, Md. (Stetson University)
25	Mahogany Matthews	6-1	F	RS SO	York, Pa. (Ole Miss)
30	Aarionna Redman*	5-10	F/G	FR	Pickerington, Ohio (Pickerington Central)
32	Paige Shy	5-10	G	SO	Huntington, W.Va. (St. Joseph Catholic HS)
34	Lorelei Roper	6-1	F/C	JR	Charlotte, N.C. (Carmel Christian HS)

* - Will miss 2020-21 season due to injury.

Coaching Staff

Head Coach: Tony Kemper – 4th season (9th with the team)
 Assistant Coach: Adria Crawford – 3rd season
 Assistant Coach: Lazar Milinkovic – 5th season (7th with team)
 Assistant Coach/Director of Operations: Elizabeth Brown – 3rd season
 Video Coordinator - Janko Popovic - 1st season
 Graduate Manager - Maggie Stanley - 3rd season

PROUNUNCIATION GUIDE

Kia Sivils	Key-uh Sivils (sounds like civils)
Christiana McLean	Chris-che-ahn-uh Muh-Clain
Ksenija Mitric	Ksen-ee-uh Me-trich (say K in first name quickly & softly)
hometown	Bahn-ya Luke-ah
basketball club	Cell-yee
Sarah Liberatore	Lib-er-tor-ee
Kennedi Colclough	Cole-Claw
Aarionna Redman	Air-ee-ahn-uh
Lorelei Roper	Lore-UH-lie

Staff

Adria Crawford	UH-dree-uh
Lazar Milinkovic	Luh-Zar Mill-ink-o-vitch
Janko Popvic	Yanko Pop-o-vitch



GENERAL INFORMATION

Name	Marshall University
Founded	1837
Location	Huntington, W.Va.
Enrollment	13,324
Nickname	Thundering Herd
Colors	Kelly Green & White
Conference	Conference USA
Home	Cam Henderson Center/9,048
President	Dr. Jerry A. Gilbert (Duke)
Director of Athletics	Mike Hamrick (Marshall '80)

COACHING STAFF

Head Coach	Tony Kemper (Fort Hays '01)
Career record (seasons)	47-62 (4th)
Record at Marshall (seasons)	47-62 (4th)
Conference USA record	27-39
Assistant Coach	Adria Crawford
Assistant Coach	Lazar Milinkovic
Director of Operations	Elizabeth Brown
Video Coordinator	Janko Popovic
Team Manager	Maggie Stanley

TEAM INFORMATION

2019-20 Record	13-17
2019-20 Conference USA Record/Finish	7-11/8th
Starters Returning/Lost	3/2
Letterwinners Returning/Lost	7/5
Newcomers	7

PROGRAM HISTORY

First Year of Basketball	1969
Overall Record	699-728
Conference Championships	1 ('97/SoCon)
Regular Season Championships	5 ('85, '86, '87, '88, '89/SoCon)
NCAA Tournament Appearances	1 ('97, L, 69-49 vs. Colorado College)
Women's Basketball Invitational - 2	2015, 1-1, W, 81-79 vs. NKU & L, 71-73 vs. Mercer
2019, 1-1, W, 67-64 at Davidson & L, 83-71 at App. St.	
Women's NIT Appearances	1 ('16, L, 76-68 at Ohio)


SPORTS INFORMATION

Asst. AD/Media Relations	Jason Corriher (NC State '00)
Office	(304) 696-4660
E-Mail	corriher@marshall.edu
Associate SID/WBB	Scott Hall (Marshall '08)
Office	(304) 696-4662
Cell	(540) 539-2032
E-Mail	hall133@marshall.edu
Sports Information Fax	(304) 696-2325
Press Row Phone	(304) 696-3303 or 7061
Mailing Address	Marshall University Sports Information
	P.O. Box 1360
	Huntington, WV 25715
Overnight Address	Cam Henderson Center, Room 2036
	1801 3rd Avenue
	Huntington, WV 25703
Official Athletics Website	www.Herdzone.com
Twitter	@HerdZone, @HerdWBB
Instagram	@HerdWBB
Facebook	Marshall Athletics,
	Marshall University Basketball

CONFERENCE USA

Phone	214-774-1300
Website	ConferenceUSA.com
Mailing Address	5201 N. O'Connor Blvd.
	Suite 300
	Irving, TX 75039
Director, Media Relations	Cassie Logan
E-mail	clogan@c-usa.org

MARSHALL WOMEN'S BASKETBALL BROADCAST TALKING POINTS



#0 Kia Sivils, Jr., G, Louisville, Ky.
 - 72 career games with 11 starts, 233 career pts.
 - Started 2020-21 opener vs. Radford, played 31 min. & three assists.
 - Saw increase in minutes per game from 20.4 freshman year to 22.7 as a sophomore.
 - Earned 1st career start in 2019-20 season-opener vs. Kentucky Christian, scored seven pts & had four rebs.
 - Scored a career-high 16 points on 7-of-7 shooting, including 2-of-2 from 3, at North Texas (1/4/20).
 - Tied career-best 16 points vs. Old Dominion (2/22/20) with career-high 3-for-3 from beyond the arc.
 - Set career-high of 5 assists at Evansville (11/24/19) & again at Southern Miss (2/6/20).



#2 Kristen Mayo, Sr., G, Grayson, Ky.
 - Career came to a close following injury at NT (2/27)
 - First @HerdWBBer to be named to C-USA All-Academic Team since 2007.
 - Senior leader has 96 starts. Only returner to start every game of 2019-20.
 - 18 pts. on 7-11 FGs w/ 5 rebs. & 4 ast. 1/14 vs. WKU
 - Career-best 31.0 mpg in 2019-20.
 - 849 career points, career-high 327 (10.9 ppg) in '19-20.
 - Scored in double figures in 18 contests last season.
 - Netted career-high 22 points vs. Southern Miss (3/11/20) in 1st round, OT win, the day before the remainder of the C-USA Tourn. & season was canceled.
 - Shot 6-of-6 from three vs. Coppin State (12/1/18).



#4 Savannah Wheeler, So., G, Catlettsburg, Ky.
 - Second-team All-Conference USA in 2020-21
 - Set new career-high with 35 pts. vs. ODU (2/6)
 - 48 career games, 35 starts, 709 pts (14.8 ppg).
 - Led Herd in scoring with 403 & 13.4 ppg in 2019-20.
 - Highest scoring average by a MU freshman since Sikeetha Shepard-Hall's 15.0 ppg in 2002-03 (361 pts in 24 games) & highest pts total by a freshman since Kristina Behnfeldt (438) in 1995-96. Both in MU Hall of Fame.
 - Started career with 18 pts vs. KCU & then 19 vs. Norfolk State, named C-USA Freshman of the Week.
 - Recorded back-to-back 20+ pt games vs. FIU (22) and FAU (25), named C-USA Freshman of the Week again.
 - Only freshman nationally ranked in 2019-20 in top 40 for FTM (T37th - 130) & FT% (40th - 83.9).

2019-20 All-Freshman Team
 2020-21 Preseason All-C-USA




#11 Ksenija Mitric, Fr, G, Banja Luka, Bosnia & Herzegovina
 - Played 22 min. vs. Radford (12/6) scored 8 pts & had 3 assists.
 - Helped lead Celje Basketball Club to the Slovenian championship in the U17 & U19 divisions in 2018 and runner-up finish in 2019.
 - Avg. 15+ points per game during those 2 seasons.
 - Helped lead team to the Women's Adriatic Basketball Association (WABA) title in 2017.
 - Played for Bosnia and Herzegovina national team leading in scoring (10.3) and assists (3.1) at the FIBA U16 Women's European Championship in 2016.
 - Led team in scoring in U18 division in 2017 (11.1) & in 2018 (10.1).



#21 Sarah Liberatore, Fr., G, Greensburg, Pa.
 - Has seen action in 10 games this season.
 - Finished prep career with 1,125 points.
 - Senior year averaged 19.7 ppg, 7.2 rpg, 5.3 assists & 2.1 steals.
 - Two-time Big 56 First Team selection, four-time Big 56 All-Section, two-time Tribune Review Terrific 10 All-Star, Post Gazette Top 5 in class 6A.
 - Two-time US Jr. National Champion & was ranked #25 in Pennsylvania. Two-time Team MVP and Captain.
 - Selected for PA vs. Maryland game, Roundball Classic, PBC Roundball Classic top 20 in Western Pennsylvania.
 - Very athletic family. Dad played baseball at Bowling Green & mom swam at John Carroll U. among others.



#24 Kennedi Colclough, Gr., F, Crofton, Md.
 - Started all 16 games since entering the lineup.
 - Double-double (13p, 10r) in win over MT (3/4)
 - Transfer from Stetson, who hit game-winner at NT (2/27)
 - Played 30 games, 4 starts as a freshman with 4.8 ppg.
 - Playing very well in sophomore season with 13.0 ppg through 17 games before season-ending injury.
 - Played in 2018-19 opener before another injury ended her season.
 - Played in 23 games in 2019-20 with 6.7 ppg.
 - Scored career-high 25 pts vs. Trinity Baptist (11/23/19).
 - Has 7 career double-doubles including 23 pts & 13 boards in win over Florida (11/22/17).
 - Father LaVorn played WVR for Marshall (1995-98).



#1 Christiana McLean, R-Fr., G, Wake Forest, N.C.
 - Has yet to play in 2020-21, dealing with injury.
 - Redshirted her freshman season 2019-20.
 - Graduated from Heritage High School.
 - Avg. 14 pts, 5 rebs. & 3 assists per game senior year.
 - Attended Northside Christian Academy as a freshman & was named a Select 60 Best Offensive Player.
 - Attended Carmel Christian HS as a sophomore & was named at South Carolina Season's Finest Basketball Player and a Big5 Top Performer.
 - Queen City All-Tournament team selection.
 - Won the John Wall Championship.
 - Honored as All-Conference & All-District.
 - Also lettered in soccer.



#3 CC Mays, Fr., G, Tampa, Fla.
 - First double-double came at Charlotte (11p, 13r) on 1/9
 - Started 1st career game vs. Radford (12/6), played 26 min., had 5 rebs. & scored 4 pts.
 - Started at #9 UK and had career-high 6 points, was 3-of-4 from the line (12/9).
 - As a freshman was named All-County First Team & nominated for Tampa Bay Times Home Team Hot Shot.
 - Tallied Carrollwood's 1st ever quadruple-double with 10 pts, 11 rebs., 14 ast., & 12 steals in win vs. Middleton.
 - Member of state runners-up at Carrollwood both years.
 - Named All-County 2nd team & listed in the Tampa Bay Times Home Team 25 girl's players to watch as soph.



#5 Samantha LaFon, Fr., F, Chesapeake, Ohio
 - Seen action in five games in 2020-21.
 - Early enrollee for the Herd after signing National Letter of Intent on Nov. 13, 2020.
 - Successful prep career at Ironton High School.
 - Averaged 14 points and nearly 11 rebounds per game this past season.
 - Ranked 12th in the state of Ohio in 2019-20 in field goal percentage hitting on 57 percent of shots.
 - Over last two years honored as First Team All-District, two-time First Team All-Conference, All-State Special Mention and was the league's leading rebounder.



#20 Taylor Pearson, Sr., F, Columbus, Ohio
 - Averaged 13 points in the split with Louisiana Tech.
 - Senior leader has missed just two games in career, 105 games played with 74 starts. Started 28-of-30 in 2019-20.
 - Has seen minutes increase every year, 19.7 freshman, 24.7 sophomore & 31.6 senior.
 - 2nd on team in scoring with 11.1 ppg in 2019-20.
 - Averaged 5+ rebs. per game for the 2nd time in 2019-20 with 5.2 per game.
 - Led team & was 3rd in C-USA in 3PT FG percentage with 39.6. Also 8th in league with 53 made 3's.
 - Tallied 1st 2 career games with 20+ points, 21 at Southern Miss (2/6/20) including 6-of-9 from 3, & then career-high 24 at WKU (2/20/20) 10-of-15 from field.



#23 Alexis Johnson, So., F, Southfield, Mich.
 - Career-high 18 pts. vs. ODU (2/5).
 - Had second double-double (11p, 14r) at Charlotte on 1/9.
 - Big day in opener vs. Radford (12/6) with 21 min. 12 pts, on 6-of-11 shooting & 9 rebs.
 - Appeared in 15 games averaging 5.9 minutes per contest with 27 pts, 24 rebounds & 6 steals in 2019-20.
 - Had 2019-20 best game vs. Alderson Broaddus with 15 min., 9 pts and 6 boards.
 - Attended Southfield HS for the Arts and Technology.
 - Avg. 23.9 ppg, 8.0 rpg and 3.0 spg during senior season.
 - Led her team in scoring and rebounding all 4 years.
 - Reached 1,000-pt plateau during junior year.



#25 Mahogany Matthews, R-So., F, York, Pa.
 - Second in the league in blocks (2.1 per game)
 - Averaged 6 blocks in Louisiana Tech series split (1/1-2).
 - Played 14 min. off bench vs. Radford (12/6/20) blocked 2 shots, scored 2 pts. & had 2 rebs.
 - 15 min at #9 UK & career-high 5 pts, 3-of-4 FT.
 - Sat out 2019-20 due to NCAA transfer rules after spending 2018-19 at Ole Miss.
 - 22 games, 6 starts with Rebels, Avg. 9.2 min per game.
 - Career-high 6 boards vs. Florida (3/6/19).
 - 3-star recruit by ESPN coming out of Hoke Country HS with a grade of 88 & 45th best forward nationally.



#30 Aarionna Redman, Fr., F/G, Pickerington, Ohio

- Will miss the 2020-21 season with a knee injury.
- Helped lead Pickerington Central to a state title as a sophomore & runner-up finishes junior & senior years.
- Helped lead team to three Ohio Capital Conference and district titles as well as 2 regional appearances.
- As a senior was named honorable mention Division I All-Central District and to the OCC's District II second team.
- Competed in shot put as well.
- From same home town as former Marshall men's golfer & 2018 MU Men's Athlete of the Year Alex Weiss.



#34 Lorelei Roper, Jr., F/C, Charlotte, N.C.

- Career day vs. FIU (1/23) with 12 pts., 8 rbs., 3 blks
- Career-high 13 rebounds against ODU (2/6).
- 64 career games with 18 starts.
- Has 17 career games with 5+ rebounds.
- Tallied 37 career blocks.
- Made 2019-20 debut vs. Alderson Broaddus (11/27) scoring 10 pts & 5 rbs after working way back from knee injury at end of freshman season.
- Started against FAU (2/1), UTSA (2/13) & at FIU (3/5) last season. Played career-high 28 min. against FAU & FIU
- Career-high 10 boards vs. UTSA.
- Two-time C-USA Commissioner's Honor Roll.



Head Coach Tony Kemper - 4th Season/9th overall

- Became HC in March of 2017. Current record of 47-62. Was an assistant coach for 5 years under previous HC Matt Daniel.
- 2019 recruiting class ranked in the top 60 nationally.
- Herd had 8-win improvement in 2018-19 and 7-win improvement in C-USA action last season.
- MU picked to finish 13th in 2018-19 and finished 6th and led MU to WBL.
- Helped mentor Shayna Gore who became 3rd played in program history with over 2,000 career points.
- Spent 3 years as assistant at Central Arkansas under Matt Daniel as well.
- Attended Fort Hays State.



Assistant Coach Adria Crawford - 3rd Season

- Named Co-Recruiting Coordinator in August (2019) after helping secure top 60 ranked recruiting class.
- Helped lead Herd through 8-win improvement in her first season with program in 2018-19.
- Her work with post players has seen great improvement with great play.
- Named a WBCA 30 Under 30 honoree in 2018.
- Spent 4 yrs as assistant at College of Charleston. Also spent time as assistant at Longwood.
- Starred for Georgetown (2008-12) as a player & member of winningest class in program history, 96 wins. Ended career in top 15 in career rebounds (646), blocked shots (61) and steals (174).



#32 Paige Shy, So., G, Huntington, W.Va.

- Nearly had first double-double (11 p, 9r) vs. Louisiana Tech on 1/2.
- First action of 2020-21 was at #9 Kentucky & scored 2 pts.
- Appeared in 28 games coming off the bench in 2019-20.
- Averaged 11.5 minutes per contest.
- Totaled 85 points (3.0) and 65 rebounds (2.3).
- Made collegiate debut against Norfolk State (11/9/19).
- 9 pts & 8 boards vs. Alderson Broaddus (11/27/19).
- Netted (then)-career-high 10 points and had 5 rebounds vs. North Texas (2/29/20).
- Played a season-best 24 minutes at ODU (1/18/20).



Assistant Coach Lazar Milinkovic - 5th Season

- Named Co-Recruiting Coordinator in August (2019) after helping to secure top 60 ranked recruiting class.
- Worked with backcourt tandem of seniors Shayna Gore and Taylor Porter in 2018-19. Gore led team with 20.1 ppg and Porter set school record with 10 three-pointers in Senior Day win over FIU.
- Served as grad assistant for Herd in 2012-14.
- Was assistant coach for Morehead State for two seasons and then came back to Marshall.
- At Morehead State mentored Almesha Jones who finished as program leader in assists and 2nd in steals.
- Worked as an assistant with St. Joseph Prep School boys team and coached Andrew Wiggins.



DBO/Assistant Coach Elizabeth Brown

- Enters 3rd season with program.
- Was a member of coaching staff at New Haven for one year prior to coming to Marshall.
- Starred for Richmond University for 4 years.
- Appeared in 110 games for Spiders. Ended career with 645 pts, 524 rbs. and 119 blocks.
- 5th all-time in career blocks and 48 as a sophomore good for 2nd-most in team history.
- Named to Atlantic 10's 2011-12 All-Rookie Team.
- Played professionally for Barmer TV in the German Bundesliga, averaged 10 pts and 9 rbs per game.
- Earned master's degree in sport management at New Haven in Dec. of 2018.

HERD NOTES

Last Time Out: Middle Tennessee 61, Marshall 54 (3/5/21)

Middle Tennessee's women's basketball program gave up an 11-0 run and fell behind by six in the early stages of the fourth quarter, but held Marshall without a field goal for more than seven minutes to pull out a 61-54 win Friday evening at the Murphy Center in Murfreesboro.

The Blue Raiders improved to 14-7 overall and finished 12-4 in Conference USA, while Marshall dropped to 8-10 and 7-9 in the conference.

Anastasia Hayes (17), Aislynn Hayes (15) and Courtney Whitson (14) combined for 46 of the home team's points, while Anastasia Hayes also posted eight assists and seven rebounds.

Marshall was led by Taylor Pearson's 15 points, while Savannah Wheeler had 13 and Alexis Johnson posted 10 to go with nine rebounds. CC Mays had a team-best three assists.

The Thundering Herd trailed by one (15-14) through one quarter, held a 28-27 advantage at the half and trailed by two (39-37) through three periods.

Wheeler connected on a layup at the 8:09 mark of the fourth quarter to put Marshall ahead 45-39, finishing off an 11-0 scoring run for the visitors.

That's when the Blue Raiders limited Marshall to just four free throws until Wheeler struck again with a triple with 55 seconds left to pull the Herd within one possession at 55-52.

However, Aislynn Hayes buried a 3-pointer from the left wing with 19 seconds left on the ensuing possession to put the contest out of reach.

Marshall held big advantages in rebounding (49-28), second chance points (20-9) and bench points (19-7), but Middle Tennessee committed just five turnovers to the Herd's 16 and turned that margin into a 13-4 edge on

points off those miscues.

Conference USA Tournament

The Thundering Herd is 9-13 all-time in the Conference USA Tournament (6-8 in the first round) since entering the league for the 2005-06 season. Marshall has never played Louisiana Tech in the C-USA Tourney.

In last season's win over Southern Miss, Marshall forced 26 turnovers, the most for by a Thundering Herd opponent in the C-USA Tournament. Marshall recorded 15 steals, which ties its best C-USA tourney mark, set back on March 5, 2009 in a 76-57 victory over Memphis.

Individually, Savannah Wheeler's 13 free throws were a program C-USA Tourney record, surpassing the 10 made by Mystee Dale on March 8, 2010 against UCF and 10 by Reshundra Smiley on March 2, 2006.

Wheeler Named to Conference USA's Second Team

Marshall's Savannah Wheeler was named to Conference USA's Second Team, the league office announced Monday morning.

Wheeler, a 5'6" sophomore guard from Catlettsburg, Kentucky, is the Thundering Herd's leading scorer at 17.0 points per game, to go with her team-high 33 3-pointers. She finished the regular season as the conference's sixth-leading scorer and was second in free throw percentage (85.1), actually leading C-USA in the latter discipline in league-only tilts (87.5 percent).

Last season, Wheeler was named to the league's All-Freshman Team after averaging 13.4 points per contest.

Stingy

Marshall hasn't allowed more than 64 points in each of its last six games against C-USA competition. That's the longest streak for the program since 11 straight from the last 10 contests of the 2011-12 campaign and confer-

ence opener of the 2012-13 season.

The Thundering Herd also hasn't allowed a 20-point scorer over that stretch, its longest since six games at the end of the 2015 season (February 21-March 11). Currently, the only league school with a longer streak in that respect is North Texas (eight games).

Hitting the Glass

The Thundering Herd has outrebounded four consecutive Conference USA opponents, the program's longest streak against conference competition since January 5-15, 2012 (Houston, Tulsa, Southern Miss and SMU).

Making Them Count

Marshall's Savannah Wheeler has made 26 of her last 27 free throws, dating back to overtime of the Herd's 73-68 win over Old Dominion on February 6. On the season, she is second in the league at 85.1 percent (97-for-114), a mark that is 45th nationally. She actually led the conference in league-only games at 87.5 percent (84-for-96).

Dealing the Rejection

Mahogany Matthews rejected three shots against the Blue Raiders last weekend and is now second in Conference USA at 2.1 per game. That average is also 35th nationally. As a team, the Herd is second in the conference at 4.0 per game.

Defensive Intensity

It isn't just the block category where the Thundering Herd has showcased its defensive prowess. Marshall is third in C-USA in scoring defense (63.0) and field goal percentage defense (38.1). In league play, Marshall was second in field goal percentage defense (37.1) and 3-point percentage defense (27.8), third in defensive rebounding percentage (69.2) and fourth in defensive rebounds per game (27.4).

Career-Highs

Lorelei Roper posted a career-high four assists in the 72-49 win at Middle Tennessee on Thursday.

Snapped!

The win over WKU was Marshall's first against the Tops anywhere but the 2016 Conference USA Tournament. Coming into the game, WKU held a 14-1 lead in the all-time series between the two schools.

Roster Addition

Marshall added another newcomer in freshman Samantha LaFon, who was signed as part of the 2021-22 recruiting class. LaFon has opted for early enrollment and is eligible to play right away for Marshall. LaFon had a successful prep career at Ironton High School averaging 14 points and nearly 11 boards per game this past season. She also ranked 12th in the state of Ohio for field goal percentage hitting 57 percent of her shots last year.

Blocked Shot Streak Ends

On the road at No. 9 Kentucky, Marshall did not record a blocked shot for the first time in 36 games. Feb. 16, 2019 at Middle Tennessee was the last time the Herd failed to tally a swat. Marshall went through the final six games of the 2018-19 season, the entire 2019-20 season (30 games) and then the 2020-21 season-opener versus Radford. The Herd totaled 134 swats, an average of 3.72 per game. Marshall was tied for 77th in the NCAA and ranked second in Conference USA in 2019-20 averaging 4.0 rejections per contest.

The Herd more than made up for the performance in Kentucky, however, swatting a total of 21 shots in the series split with Louisiana Tech.

What a Start for Alexis Johnson

Sophomore Alexis Johnson has had quite an impact for Marshall coming off the bench. Appearing in 15 games last season and scoring just 27 points, Johnson surpassed that points total in just two games to begin the 2020-21 season with 28. She started with a career-day in the opener against Radford with 12 points and nine rebounds. Johnson kept it going with 16 points at No. 9 Kentucky to lead the Herd and added three steals. Then she posted her first double-double with 16 points and 11 rebounds against Louisiana Tech on January 1.

Getting Back Out on the Court Part I

It felt like a long time coming for the Thundering Herd to compete on the hardwood after its final game of the 2019-20 season. Marshall defeated Southern Miss, 71-67, in overtime in the first round of the Conference USA Tournament. The Herd, as the No. 8 seed, was all set to take on top-seeded Rice in the second round when the rest of the conference tournament, as well as the remainder of collegiate sports, was canceled on March 12th due to the COVID-19 pandemic. Finally, after working through everything off the court, with schedule changes and even the first game against Morgan State (Dec. 1) being canceled, Marshall will step back on the floor at the Cam Henderson Center against Radford (Dec. 6).

Getting Back Out on the Court Part II

Unfortunately for the Herd following its meeting at #9 Kentucky, Marshall had its next two games canceled due to COVID-related issues. The Thundering Herd lost out on contests at St. Bonaventure (Dec. 13) and at home against regional rival Morehead State (Dec. 17).

Different League Schedule

In an effort to try and help against the spread of COVID-19 as much as possible, Conference USA announced major changes to its league schedule for the 2020-21 season. Each team will host four opponents and travel to four locations for a two-game series in back-to-back days. The teams will still have one home-and-home with a rival. The C-USA Tournament is set for March 10-13 back at The Star in Frisco, Texas. The top 12 finishers in the regular season will make the trip to the postseason.

Different League Setup

On Wednesday, Dec. 30, Conference USA announced that the league will be switching to East and West Divisions in both men's and women's basketball. C-USA will crown divisional champions at the end of conference play in March. Standings will be based on overall conference winning percentage. In addition, divisional seeding will be utilized for the C-USA Championships. A cross-divisional bracket will be used to determine first-round matchups.

East Division: Charlotte, FIU, Florida Atlantic, Marshall, Middle Tennessee, Old Dominion, and WKU

West Division: Louisiana Tech, North Texas, Rice, Southern Miss, UAB, UTEP, UTSA

Games Already Being Affected (Updated February 24)

Several games across Conference USA have already been affected by COVID-19 with games being canceled or postponed.

No. 5 Louisville at Middle Tennessee – original date Nov. 25

Alabama A&M at Southern Miss – Nov. 27

Southeastern Louisiana at Southern Miss – Nov. 28

Vanderbilt at Middle Tennessee – Nov. 29

Stetson at FIU – Nov. 29

Tennessee Tech at UAB – Nov. 29

Morgan State at Marshall – Dec. 1

Rice at UT-Arlington – Dec. 2

Sam Houston State at UTEP – Dec. 5

McNeese at Southern Miss – Dec. 5

Nicholls at Southern Miss – Dec. 8

Dayton at Charlotte – Dec. 10

North Dakota at Old Dominion – Dec. 11

Texas Southern at Rice – Dec. 11

Mississippi State at Southern Miss – Dec. 12

Marshall at St. Bonaventure – Dec. 13

Incarnate Word at UTSA – Dec. 13

Pine Bluff at Louisiana Tech – Dec. 15

Davidson at Charlotte – Dec. 15

Southern Miss at Alabama – Dec. 17

Morehead State at Marshall – Dec. 17

Prairie View A&M vs. North Texas – Dec. 19

Old Dominion at Drexel (postponed) – Dec. 20

Samford at WKU – Dec. 21

Tennessee State at UAB – Dec. 22

Old Dominion at Delaware State – Dec. 29

Charlotte at WKU (postponed) – Jan. 1 & 2

UAB at Rice (postponed) - Jan. 22 & 23

Florida Atlantic at Charlotte (postponed) - Jan. 22 & 23

Old Dominion at North Texas (postponed) - Jan. 22 & 23

Rice at North Texas - Jan. 28

Marshall at Florida Atlantic - Jan. 29 & 30

WKU at Old Dominion - Jan. 29 & 30

Charlotte at FIU - Jan. 29 & 30

North Texas at Rice - Jan. 30

Rice at Southern Miss - Feb. 5 & 6

Marshall at Middle Tennessee - Feb. 12 & 13

North Texas at/vs. WKU - Feb. 20 & 21

Charlotte at UTSA - Feb. 20 & 21

Middle Tennessee at Louisiana Tech - Feb. 20 & 21

UTSA at UAB - Feb. 26 & 27

THE OPPONENT - LOUISIANA TECH

Scouting the Lady Techsters

Louisiana Tech will be coming off an 11-day layoff, as its last action was back-to-back road losses at top-seeded Rice by the score of 73-50 and then 64-53.

Keiunna Walker leads the Lady Techsters with 16.2 points, while Anna Larr Roberson's 6.8 rebounds paces the team. Amber Dixon averages 3.0 assists and Raizel Guinto records 1.5 steals per contest. Guinto also has 40 3-pointers on the season, more than double anyone else on the roster.

The Lady Techsters lead the conference (all games) in defensive rebounding percentage (71.3) but are last in assists (10.59). In league play, Tech is tops in scoring defense (59.0).

THE SERIES

10th meetings - Tech leads 5-4

Year	Day	Winner	Score
13-14	(F8)	MAR	69-55*
14-15	(J31)	TECH	68-67*
15-16	(M3)	MAR	54-52
16-17	(F4)	TECH	72-54
17-18	(J13)	TECH	74-65 *
18-19	(J26)	MAR	90-88* 3OT
19-20	(F8)	TECH	60-50
20-21	(J1)	TECH	61-51* OT
	(J2)	MAR	61-57

2020-21 Louisiana Tech Louisiana Tech Combined Team Statistics (as of Feb 27, 2021) All games

RECORD:	OVERALL	HOME	AWAY	NEUTRAL
ALL GAMES	13-9	8-4	5-5	0-0
CONFERENCE	8-8	3-4	5-4	0-0
NON-CONFERENCE	5-1	5-0	0-1	0-0

#	Player	gp-gs	min	avg	Total		3-Point		F-Throw		Rebounds				pf	dq	a	to	blk	stl	pts	avg
					fg-fga	fg%	3fg-fga	3fg%	ft-fa	ft%	off	def	tot	avg								
02	Keiunna Walker	22-21	628	28.5	120-308	.390	13-42	.310	103-144	.715	17	72	89	4.0	72	2	32	46	2	18	356	16.2
44	Anna Larr Roberson	22-9	534	24.3	88-189	.466	3-8	.375	52-59	.881	51	99	150	6.8	55	1	7	21	14	21	231	10.5
21	Brianna Harris	19-13	368	19.4	77-133	.579	4-9	.444	32-44	.727	40	64	104	5.5	36	0	10	38	9	9	190	10.0
10	Amber Dixon	22-21	688	31.3	76-168	.452	10-36	.278	55-74	.743	32	112	144	6.5	42	0	67	68	8	31	217	9.9
01	Raizel Guinto	22-22	718	32.6	71-192	.370	40-126	.317	33-38	.868	7	53	60	2.7	52	3	61	70	7	34	215	9.8
24	Lotte Sant	22-21	566	25.7	21-95	.221	17-84	.202	6-8	.750	24	38	62	2.8	20	0	17	9	2	9	65	3.0
03	Robyn Lee	17-0	129	7.6	18-50	.360	3-9	.333	9-18	.500	1	8	9	0.5	12	0	1	16	0	1	48	2.8
15	Monette Bolden	22-2	301	13.7	18-60	.300	2-18	.111	11-18	.611	1	25	26	1.2	18	0	22	18	1	16	49	2.2
22	Tyler Jackson	21-1	275	13.1	6-47	.128	4-25	.160	14-18	.778	15	14	29	1.4	10	0	13	13	1	11	30	1.4
23	Irene Murua	18-0	193	10.7	12-27	.444	1-1	1.000	0-2	.000	21	20	41	2.3	17	0	2	11	0	6	25	1.4
25	Korie Allensworth	8-0	25	3.1	1-7	.143	1-4	.250	0-0	.000	0	3	3	0.4	4	0	1	2	0	0	3	0.4
Team											44	56	100					11				
Total.....		22	4425		508-1276	.398	98-362	.271	315-423	.745	253	564	817	37.1	338	6	233	323	44	156	1429	65.0
Opponents.....		22	4425		491-1240	.396	133-439	.303	203-294	.690	227	568	795	36.1	427	-	274	384	74	143	1318	59.9

TEAM STATISTICS	LATECH	OPP	Date	Opponent	Score	Att.
SCORING	1429	1318	11/25/20	MCNEESE	w 90-45	1200
Points per game	65.0	59.9	11/30/20	GRAMBLING	w 79-69	1200
Scoring margin	+5.0	-	12/02/20	at Texas	L 57-84	958
FIELD GOALS-ATT	508-1276	491-1240	12/08/20	JACKSON ST.	w 73-66	1200
Field goal pct	.398	.396	12/17/20	LA-MONROE	w 63-45	1200
3 POINT FG-ATT	98-362	133-439	12/20/20	LOUISIANA	w 68-65	1200
3-point FG pct	.271	.303	* 1/1/21	at Marshall	Wot 61-51	381
3-pt FG made per game	4.5	6.0	* 1/2/21	at Marshall	L 57-61	366
FREE THROWS-ATT	315-423	203-294	* 01/08/21	WESTERN KY.	L 55-61	1200
Free throw pct	.745	.690	* 01/09/21	WESTERN KY.	w 58-52	1200
F-Throws made per game	14.3	9.2	* 01/15/21	at UTSA	w 69-51	122
REBOUNDS	817	795	* 01/16/21	at UTSA	w 74-48	153
Rebounds per game	37.1	36.1	* 01/22/21	UTEP	L 58-61	1200
Rebounding margin	+1.0	-	* 01/23/21	UTEP	L 67-75	1200
ASSISTS	233	274	* 01/28/21	SOUTHERN MISS.	w 77-60	1200
Assists per game	10.6	12.5	* 01/30/21	at Southern Miss.	L 44-57	1200
TURNOVERS	323	384	* 02/05/21	NORTH TEXAS	w 60-55	1200
Turnovers per game	14.7	17.5	* 02/06/21	NORTH TEXAS	L 58-63	1200
Turnover margin	+2.8	-	* 02/12/21	at UAB	w 75-51	222
Assist/turnover ratio	0.7	0.7	* 02/13/21	at UAB	w 83-61	280
STEALS	156	143	* 02/26/21	at Rice	L 50-73	0
Steals per game	7.1	6.5	* 02/27/21	at Rice	L 53-64	0
BLOCKS	44	74				
Blocks per game	2.0	3.4				
ATTENDANCE	14400	3682				
Home games-Avg/Game	12-1200	10-368				
Neutral site-Avg/Game	-	0-0				

* - CUSA game

Score by Periods	1st	2nd	3rd	4th	OT	Totals
Louisiana Tech	330	323	379	383	14	1429
Opponents	332	300	347	335	4	1318

2020-21 Marshall Women's Basketball
Marshall Combined Team Statistics (as of Mar 05, 2021)
All games

RECORD:	OVERALL	HOME	AWAY	NEUTRAL
ALL GAMES	8-10	6-4	2-6	0-0
CONFERENCE	7-9	5-4	2-5	0-0
NON-CONFERENCE	1-1	1-0	0-1	0-0

#	Player	gp-gs	min	avg	Total		3-Point		F-Throw		Rebounds				pf	dq	a	to	blk	stl	pts	avg
					fg-fga	fg%	3fg-fga	3fg%	ft-fa	ft%	off	def	tot	avg								
04	Savannah Wheeler	18-18	619	34.4	88-231	.381	33-106	.311	97-114	.851	12	60	72	4.0	35	1	48	50	1	16	306	17.0
02	Kristen Mayo	10-10	319	31.9	30-87	.345	18-56	.321	25-33	.758	1	37	38	3.8	18	0	23	16	0	17	103	10.3
20	Taylor Pearson	16-16	505	31.6	43-128	.336	19-70	.271	28-34	.824	9	57	66	4.1	29	0	31	41	6	12	133	8.3
24	Kennedi Colclough	16-16	389	24.3	55-119	.462	6-25	.240	10-17	.588	21	47	68	4.3	37	3	17	23	11	7	126	7.9
23	Alexis Johnson	16-4	313	19.6	54-104	.519	7-23	.304	7-19	.368	28	67	95	5.9	35	0	9	23	1	15	122	7.6
34	Lorelei Roper	14-14	307	21.9	41-77	.532	0-0	.000	7-16	.438	29	47	76	5.4	31	0	16	15	11	7	89	6.4
32	Paige Shy	15-4	275	18.3	18-69	.261	14-53	.264	11-16	.688	8	35	43	2.9	28	1	18	20	1	5	61	4.1
11	Ksenija Mitric	2-0	39	19.5	3-14	.214	2-10	.200	0-0	.000	0	4	4	2.0	1	0	6	3	0	0	8	4.0
03	CC Mays	18-4	321	17.8	24-84	.286	1-13	.077	16-29	.552	24	42	66	3.7	47	3	26	29	0	17	65	3.6
25	Mahogany Matthews	18-0	255	14.2	17-56	.304	4-13	.308	6-17	.353	19	20	39	2.2	45	2	3	24	38	9	44	2.4
00	Kia Sivils	12-4	271	22.6	9-29	.310	1-11	.091	4-11	.364	18	19	37	3.1	20	0	12	13	3	9	23	1.9
21	Sarah Liberatore	10-0	47	4.7	4-10	.400	3-8	.375	0-1	.000	0	1	1	0.1	2	0	0	4	0	1	11	1.1
05	Samantha LaFon	5-0	15	3.0	1-4	.250	0-0	.000	1-2	.500	2	2	4	0.8	7	0	0	0	0	0	3	0.6
Team											34	44	78		1		13					
Total.....		18	3675		387-1012	.382	108-388	.278	212-309	.686	205	482	687	38.2	336	10	209	274	72	115	1094	60.8
Opponents.....		18	3675		395-1038	.381	115-403	.285	229-340	.674	219	471	690	38.3	278	9	196	262	39	110	1134	63.0

TEAM STATISTICS	MAR	OPP	Date	Opponent	Score	Att.
SCORING	1094	1134	12/6/20	RADFORD	W 69-58	412
Points per game	60.8	63.0	12/09/20	at Kentucky	L 45-79	1200
Scoring margin	-2.2	-	* 1/1/21	LOUISIANA TECH	Lot 51-61	381
FIELD GOALS-ATT	387-1012	395-1038	* 1/2/21	LOUISIANA TECH	W 61-57	366
Field goal pct	.382	.381	* 01/08/21	at Charlotte	L 54-75	48
3 POINT FG-ATT	108-388	115-403	* 01/09/21	at Charlotte	Lot 56-65	58
3-point FG pct	.278	.285	* 1/14/21	WKU	W 81-54	391
3-pt FG made per game	6.0	6.4	* 01/17/21	at Western Ky.	L 60-69	517
FREE THROWS-ATT	212-309	229-340	* 1/22/21	FIU	L 60-75	407
Free throw pct	.686	.674	* 1/23/21	FIU	W 65-56	404
F-Throws made per game	11.8	12.7	* 2/5/21	OLD DOMINION	L 70-80	381
REBOUNDS	687	690	* 2/6/21	OLD DOMINION	Wot 73-68	410
Rebounds per game	38.2	38.3	* 2/20/21	RICE	L 48-64	434
Rebounding margin	-0.2	-	* 2/21/21	RICE	W 68-56	455
ASSISTS	209	196	* 02/26/21	at North Texas	L 51-52	787
Assists per game	11.6	10.9	* 02/27/21	at North Texas	W 56-55	843
TURNOVERS	274	262	* 03/04/21	at Middle Tenn.	W 72-49	1150
Turnovers per game	15.2	14.6	* 03/05/21	at Middle Tenn.	L 54-61	1150
Turnover margin	-0.7	-				
Assist/turnover ratio	0.8	0.7				
STEALS	115	110				
Steals per game	6.4	6.1				
BLOCKS	72	39				
Blocks per game	4.0	2.2				
ATTENDANCE	4041	5753				
Home games-Avg/Game	10-404	8-719				
Neutral site-Avg/Game	-	0-0				

* = Conference game

Score by Periods	1st	2nd	3rd	4th	OT	Totals
Marshall	271	259	257	284	23	1094
Opponents	281	250	284	282	37	1134

2020-21 Marshall Women's Basketball
Marshall Combined Team Statistics (as of Mar 05, 2021)
Conference games only

RECORD:	OVERALL	HOME	AWAY	NEUTRAL
ALL GAMES	7-9	5-4	2-5	0-0
CONFERENCE	7-9	5-4	2-5	0-0
NON-CONFERENCE	0-0	0-0	0-0	0-0

#	Player	gp-gs	min	avg	Total		3-Point		F-Throw		Rebounds				pf	dq	a	to	blk	stl	pts	avg
					fg-fga	fg%	3fg-fga	3fg%	ft-fa	ft%	off	def	tot	avg								
04	Savannah Wheeler	16-16	564	35.2	79-205	.385	30-92	.326	84-96	.875	11	55	66	4.1	35	1	46	48	0	13	272	17.0
02	Kristen Mayo	8-8	259	32.4	28-72	.389	18-49	.367	19-25	.760	1	28	29	3.6	14	0	19	12	0	12	93	11.6
20	Taylor Pearson	16-16	505	31.6	43-128	.336	19-70	.271	28-34	.824	9	57	66	4.1	29	0	31	41	6	12	133	8.3
24	Kennedi Colclough	16-16	389	24.3	55-119	.462	6-25	.240	10-17	.588	21	47	68	4.3	37	3	17	23	11	7	126	7.9
23	Alexis Johnson	14-4	267	19.1	42-84	.500	5-19	.263	5-13	.385	21	61	82	5.9	31	0	8	22	1	11	94	6.7
34	Lorelei Roper	12-12	257	21.4	35-68	.515	0-0	.000	6-14	.429	25	41	66	5.5	28	0	15	14	11	5	76	6.3
32	Paige Shy	14-4	264	18.9	17-67	.254	14-52	.269	11-16	.688	7	35	42	3.0	26	1	18	18	1	5	59	4.2
03	CC Mays	16-2	276	17.3	21-72	.292	0-8	.000	13-23	.565	21	39	60	3.8	40	2	23	28	0	16	55	3.4
25	Mahogany Matthews	16-0	226	14.1	15-51	.294	4-13	.308	3-13	.231	16	19	35	2.2	39	2	3	20	36	9	37	2.3
00	Kia Sivils	10-2	213	21.3	8-22	.364	1-9	.111	4-9	.444	16	17	33	3.3	17	0	9	9	2	8	21	2.1
21	Sarah Liberatore	8-0	40	5.0	4-9	.444	3-7	.429	0-1	.000	0	1	1	0.1	1	0	0	2	0	1	11	1.4
05	Samantha LaFon	5-0	15	3.0	1-4	.250	0-0	.000	1-2	.500	2	2	4	0.8	7	0	0	0	0	0	3	0.6
Team											30	37	67		1		11					
Total.....		16	3275		348-901	.386	100-344	.291	184-263	.700	180	439	619	38.7	305	9	189	248	68	99	980	61.2
Opponents.....		16	3275		342-923	.371	98-353	.278	215-317	.678	195	415	610	38.1	243	8	163	231	32	102	997	62.3

TEAM STATISTICS	MAR	OPP	Date	Opponent	Score	Att.
SCORING	980	997	* 1/1/21	LOUISIANA TECH	Lot 51-61	381
Points per game	61.2	62.3	* 1/2/21	LOUISIANA TECH	W 61-57	366
Scoring margin	-1.1	-	* 01/08/21	at Charlotte	L 54-75	48
FIELD GOALS-ATT	348-901	342-923	* 01/09/21	at Charlotte	Lot 56-65	58
Field goal pct	.386	.371	* 1/14/21	WKU	W 81-54	391
3 POINT FG-ATT	100-344	98-353	* 01/17/21	at Western Ky.	L 60-69	517
3-point FG pct	.291	.278	* 1/22/21	FIU	L 60-75	407
3-pt FG made per game	6.3	6.1	* 1/23/21	FIU	W 65-56	404
FREE THROWS-ATT	184-263	215-317	* 2/5/21	OLD DOMINION	L 70-80	381
Free throw pct	.700	.678	* 2/6/21	OLD DOMINION	Wot 73-68	410
F-Throws made per game	11.5	13.4	* 2/20/21	RICE	L 48-64	434
REBOUNDS	619	610	* 2/21/21	RICE	W 68-56	455
Rebounds per game	38.7	38.1	* 02/26/21	at North Texas	L 51-52	787
Rebounding margin	+0.6	-	* 02/27/21	at North Texas	W 56-55	843
ASSISTS	189	163	* 03/04/21	at Middle Tenn.	W 72-49	1150
Assists per game	11.8	10.2	* 03/05/21	at Middle Tenn.	L 54-61	1150
TURNOVERS	248	231				
Turnovers per game	15.5	14.4				
Turnover margin	-1.1	-				
Assist/turnover ratio	0.8	0.7				
STEALS	99	102				
Steals per game	6.2	6.4				
BLOCKS	68	32				
Blocks per game	4.3	2.0				
ATTENDANCE	3629	4553				
Home games-Avg/Game	9-403	7-650				
Neutral site-Avg/Game	-	0-0				

* = Conference game

Score by Periods	1st	2nd	3rd	4th	OT	Totals
Marshall	249	221	232	255	23	980
Opponents	243	217	245	255	37	997

2020-21 Marshall Women's Basketball
Marshall Team Game-by-Game (as of Mar 05, 2021)
All games

TEAM STATISTICS

Opponent	Date	Score		Total		3-Pointers		Free throws		Rebounds				pf	a	t/o	blk	stl	pts	avg
				fg-fga	pct	3fg-fga	pct	ft-fa	pct	off	def	tot	avg							
RADFORD	12/6/20	69-58	W	25-65	.385	5-24	.208	14-26	.538	17	25	42	42.0	14	13	9	4	10	69	69.0
at Kentucky	12/09/20	45-79	L	14-46	.304	3-20	.150	14-20	.700	8	18	26	34.0	17	7	17	0	6	45	57.0
LOUISIANA TECH	1/1/21	51-61	Lot	18-51	.353	5-23	.217	10-16	.625	8	39	47	38.3	22	11	22	14	5	51	55.0
LOUISIANA TECH	1/2/21	61-57	W	20-47	.426	7-21	.333	14-19	.737	6	30	36	37.8	15	11	15	7	6	61	56.5
at Charlotte	01/08/21	54-75	L	19-57	.333	4-22	.182	12-15	.800	11	24	35	37.2	18	9	19	2	9	54	56.0
at Charlotte	01/09/21	56-65	Lot	22-72	.306	4-22	.182	8-13	.615	18	31	49	39.2	25	9	15	5	6	56	56.0
WKU	1/14/21	81-54	W	32-65	.492	9-24	.375	8-10	.800	9	26	35	38.6	17	17	9	6	7	81	59.6
at Western Ky.	01/17/21	60-69	L	21-53	.396	8-24	.333	10-11	.909	9	21	30	37.5	25	14	21	3	7	60	59.6
FIU	1/22/21	60-75	L	20-58	.345	5-20	.250	15-27	.556	16	25	41	37.9	14	11	15	2	8	60	59.7
FIU	1/23/21	65-56	W	24-51	.471	5-15	.333	12-19	.632	11	28	39	38.0	20	12	19	6	7	65	60.2
OLD DOMINION	2/5/21	70-80	L	29-62	.468	3-16	.188	9-10	.900	13	23	36	37.8	18	18	13	6	2	70	61.1
OLD DOMINION	2/6/21	73-68	Wot	22-58	.379	6-16	.375	23-38	.605	9	33	42	38.2	18	12	14	3	6	73	62.1
RICE	2/20/21	48-64	L	16-54	.296	8-30	.267	8-13	.615	13	18	31	37.6	23	10	11	3	6	48	61.0
RICE	2/21/21	68-56	W	21-51	.412	10-20	.500	16-20	.800	7	18	25	36.7	14	12	9	0	8	68	61.5
at North Texas	02/26/21	51-52	L	17-50	.340	8-22	.364	9-12	.750	8	33	41	37.0	19	11	23	4	5	51	60.8
at North Texas	02/27/21	56-55	W	19-54	.352	6-22	.273	12-14	.857	13	26	39	37.1	15	9	13	3	7	56	60.5
at Middle Tenn.	03/04/21	72-49	W	28-64	.438	6-23	.261	10-14	.714	13	31	44	37.5	23	16	14	2	7	72	61.2
at Middle Tenn.	03/05/21	54-61	L	20-54	.370	6-24	.250	8-12	.667	16	33	49	38.2	19	7	16	2	3	54	60.8
Marshall		1094		387-1012	.382	108-388	.278	212-309	.686	205	482	687	38.2	336	209	274	72	115	1094	60.8
Opponents		1134		395-1038	.381	115-403	.285	229-340	.674	219	471	690	38.3	278	196	262	39	110	1134	63.0

Games played: 18
Points/game: 60.8
FG Pct: 38.2
3FG Pct: 27.8
FT Pct: 68.6

Rebounds/game: 38.2
Assists/game: 11.6
Turnovers/game: 15.2
Assist/turnover ratio: 0.8
Steals/game: 6.4
Blocks/game: 4.0

2020-21 Marshall Women's Basketball
Marshall Team Game-by-Game Comparison (as of Mar 05, 2021)
All games

Opponent	1st	2nd	Score	Mar	Total FG	FG Pct	3-Pointers	3FG Pct	Free Throws	FT Pct	Rebounds	Assist	T/Over	Block	Steal	Fouls
RADFORD	34/30	35/28	69-58	+11	25-65/20-54	.385/.370	5-24/10-28	.208/.357	14-26/8-13	.538/.615	42/40 +2	13/13	9/19	4/6	10/2	14/19
Kentucky	26/41	19/38	45-79	(34)	14-46/33-61	.304/.541	3-20/7-22	.150/.318	14-20/6-10	.700/.600	26/40 (14)	7/20	17/12	0/1	6/6	17/16
LOUISIANA TECH	28/18	19/29	51-61	(10)	18-51/22-76	.353/.289	5-23/5-23	.217/.217	10-16/12-19	.625/.632	47/49 (2)	11/7	22/12	14/1	5/5	22/14
LOUISIANA TECH	34/21	27/36	61-57	+4	20-47/19-65	.426/.292	7-21/8-29	.333/.276	14-19/11-12	.737/.917	36/40 (4)	11/10	15/13	7/2	6/3	15/15
Charlotte	23/28	31/47	54-75	(21)	19-57/26-58	.333/.448	4-22/10-25	.182/.400	12-15/13-19	.800/.684	35/41 (6)	9/20	19/18	2/1	9/8	18/12
Charlotte	31/23	19/27	56-65	(9)	22-72/20-60	.306/.333	4-22/3-21	.182/.143	8-13/22-28	.615/.786	49/50 (1)	9/5	15/12	5/2	6/5	25/18
WKU	36/29	45/25	81-54	+27	32-65/21-54	.492/.389	9-24/3-18	.375/.167	8-10/9-17	.800/.529	35/37 (2)	17/8	9/19	6/4	7/7	17/8
Western Ky.	27/32	33/37	60-69	(9)	21-53/23-53	.396/.434	8-24/7-18	.333/.389	10-11/16-27	.909/.593	30/36 (6)	14/15	21/19	3/1	7/9	25/17
FIU	30/41	30/34	60-75	(15)	20-58/27-53	.345/.509	5-20/14-29	.250/.483	15-27/7-15	.556/.467	41/34 +7	11/14	15/16	2/0	8/7	14/24
FIU	35/27	30/29	65-56	+9	24-51/20-57	.471/.351	5-15/4-20	.333/.200	12-19/12-21	.632/.571	39/35 +4	12/6	19/15	6/1	7/8	20/18
OLD DOMINION	32/41	38/39	70-80	(10)	29-62/30-60	.468/.500	3-16/8-16	.188/.500	9-10/12-18	.900/.667	36/30 +6	18/11	13/8	6/2	2/7	18/10
OLD DOMINION	34/29	26/31	73-68	+5	22-58/25-65	.379/.385	6-16/5-18	.375/.278	23-38/13-22	.605/.591	42/45 (3)	12/10	14/17	3/3	6/3	18/29
RICE	15/33	33/31	48-64	(16)	16-54/21-49	.296/.429	8-30/7-21	.267/.333	8-13/15-20	.615/.750	31/38 (7)	10/14	11/16	3/3	6/4	23/8
RICE	23/31	45/25	68-56	+12	21-51/18-42	.412/.429	10-20/3-15	.500/.200	16-20/17-20	.800/.850	25/34 (9)	12/8	9/18	0/2	8/6	14/20
North Texas	22/29	29/23	51-52	(1)	17-50/18-59	.340/.305	8-22/3-17	.364/.176	9-12/13-19	.750/.684	41/38 +3	11/11	23/15	4/2	5/13	19/11
North Texas	29/26	27/29	56-55	+1	19-54/20-57	.352/.351	6-22/6-20	.273/.300	12-14/9-11	.857/.818	39/35 +4	9/10	13/13	3/4	7/5	15/11
Middle Tenn.	43/25	29/24	72-49	+23	28-64/13-57	.438/.228	6-23/3-25	.261/.120	10-14/20-30	.714/.667	44/40 +4	16/4	14/15	2/3	7/8	23/15
Middle Tenn.	28/27	26/34	54-61	(7)	20-54/19-58	.370/.328	6-24/9-38	.250/.237	8-12/14-19	.667/.737	49/28 +21	7/10	16/5	2/1	3/4	19/13

Note: Game totals are displayed in the format TEAM/OPPONENT for each category

Official Basketball Box Score – Game Totals – Final Statistics
Radford vs Marshall
12/6/20 1 p.m. at Huntington, W.Va. (Cam Henderson Center)

Radford 58 • 0-2

#	Player	Total		3-Ptr		Rebounds			PF	TP	A TO Blk Stl				Min
		FG-FGA	FT-FTA	FG-FGA	FT-FTA	Off	Def	Tot			A	TO	Blk	Stl	
00	LaLonde,Rachel	* 5-8	2-5	0-0	0 4 4	2	12	2	4	3	1	30			
02	Lindenfeld,Tina	* 2-6	2-4	0-0	0 3 3	0	6	1	1	1	0	28			
05	Montelbano,Danielle	* 0-1	0-0	0-0	0 1 1	1	0	1	4	1	0	17			
14	Wilson,Makaila	* 6-17	4-11	2-2	3 2 5	2	18	2	0	1	1	34			
30	Johnson,Taiye	* 1-2	0-0	2-5	0 3 3	3	4	0	1	0	0	24			
01	Marshall,Destinee	2-5	1-3	0-0	0 0 0	2	5	3	1	0	0	15			
03	Williams,Ariel	1-5	0-1	2-2	1 1 2	0	4	2	3	0	0	10			
12	McClellan,Bryonna	0-6	0-2	1-2	5 2 7	4	1	0	1	0	0	17			
22	Tudor,Ashley	3-3	1-1	1-2	0 3 3	5	8	1	3	0	0	15			
24	Morgan,Kyanna	0-1	0-1	0-0	0 3 3	0	0	1	1	0	0	10			
Team					3 6 9										
Totals		20-54	10-28	8-13	12 28 40	19	58	13	19	6	2	200			
1st - FG %:		6-12	50.0%	2nd: 4-12	33.3%	3rd: 7-14	50.0%	4th: 3-16	18.8%	Game: 20-54	37.0%	Deadball			
3FG %:		4-7	57.1%	1-5	20.0%	3-7	42.9%	2-9	22.2%	10-28	35.7%	Rebounds			
FT %:		0-0	0.0%	5-6	83.3%	0-1	0.0%	3-6	50.0%	8-13	61.5%	2			

Marshall 69 • 1-0

#	Player	Total		3-Ptr		Rebounds			PF	TP	A TO Blk Stl				Min
		FG-FGA	FT-FTA	FG-FGA	FT-FTA	Off	Def	Tot			A	TO	Blk	Stl	
00	Kia Sivlis	* 1-3	0-1	0-2	2 1 3	1	2	3	1	1	1	31			
02	Kristen Mayo	* 1-8	0-3	5-6	0 6 6	2	7	3	1	0	3	29			
03	CC Mays	* 2-8	0-2	0-2	3 2 5	2	4	2	0	0	1	26			
04	Savannah Wheeler	* 7-16	3-9	8-12	0 3 3	0	25	1	1	1	2	27			
34	Lorelei Roper	* 4-6	0-0	1-2	4 4 8	3	9	0	1	0	2	25			
11	Ksenija Mitric	3-10	2-6	0-0	0 2 2	1	8	3	0	0	0	22			
21	Sarah Liberatore	0-1	0-1	0-0	0 0 0	0	0	0	1	0	0	5			
23	Alexis Johnson	6-11	0-2	0-2	5 4 9	1	12	1	0	0	1	21			
25	Mahogany Matthews	1-2	0-0	0-0	2 0 2	4	2	0	3	2	0	14			
Team					1 3 4			1							
Totals		25-65	5-24	14-26	17 25 42	14	69	13	9	4	10	200			
1st - FG %:		7-23	30.4%	2nd: 7-15	46.7%	3rd: 6-15	40.0%	4th: 5-12	41.7%	Game: 25-65	38.5%	Deadball			
3FG %:		1-9	11.1%	2-6	33.3%	1-6	16.7%	1-3	33.3%	5-24	20.8%	Rebounds			
FT %:		0-0	0.0%	3-6	50.0%	2-6	33.3%	9-14	64.3%	14-26	53.8%	7			

Officials: Troy Winders, Maria Gearhart, Royce Blevins
Technical fouls: Radford-None. Marshall-None.
Attendance: 412

Score by periods	1st	2nd	3rd	4th	Total
Radford	16	14	17	11	58
Marshall	15	19	15	20	69

Official Basketball Box Score – Game Totals – Final Statistics
Louisiana Tech vs Marshall
1/1/21 6 p.m. at Huntington, W.Va. (Cam Henderson Center)

Louisiana Tech 61 • 6-1 (1-0 C-USA)

#	Player	Total		3-Ptr		Rebounds			PF	TP	A TO Blk Stl				Min
		FG-FGA	FT-FTA	FG-FGA	FT-FTA	Off	Def	Tot			A	TO	Blk	Stl	
01	Guinto,Raizel	* 3-14	2-9	2-4	1 6 7	1	10	1	2	1	2	42			
02	Walker,Keiunna	* 9-20	0-3	8-10	2 2 4	4	26	2	3	0	1	37			
10	Dixon,Amber	* 4-8	1-1	1-2	1 10 11	1	10	2	1	0	0	40			
24	Sant,Lotte	* 2-8	2-7	0-0	3 2 5	1	6	2	0	0	0	33			
44	Roberson,Anna Larr	* 2-10	0-0	0-0	2 1 3	4	4	0	1	0	1	23			
15	Bolden,Monette	0-0	0-0	0-0	0 0 0	1	0	0	1	0	0	1			
21	Harris,Brianna	2-9	0-0	1-3	3 2 5	1	5	0	2	0	0	25			
22	Jackson,Tyler	0-6	0-3	0-0	1 0 1	0	0	0	2	0	0	15			
23	Murua,Irene	0-1	0-0	0-0	1 1 2	1	0	0	0	0	1	9			
Team					7 4 11										
Totals		22-76	5-23	12-19	21 28 49	14	61	7	12	1	5	225			
1st - FG %:		4-16	25.0%	2nd: 2-16	12.5%	3rd: 6-21	28.6%	4th: 6-16	37.5%	Game: 22-76	28.9%	Deadball			
3FG %:		2-8	25.0%	0-2	0.0%	1-4	25.0%	1-6	16.7%	5-23	21.7%	Rebounds			
FT %:		2-3	66.7%	2-2	100.0%	3-7	42.9%	0-0	0.0%	12-19	63.2%	1			

Marshall 51 • 1-2 (0-1 C-USA)

#	Player	Total		3-Ptr		Rebounds			PF	TP	A TO Blk Stl				Min
		FG-FGA	FT-FTA	FG-FGA	FT-FTA	Off	Def	Tot			A	TO	Blk	Stl	
04	Savannah Wheeler	* 1-7	0-4	5-6	2 9 11	2	7	5	7	0	3	41			
20	Taylor Pearson	* 6-11	3-8	1-2	0 6 6	1	16	3	1	2	0	41			
23	Alexis Johnson	* 7-11	0-1	2-2	0 11 11	2	16	0	3	0	1	34			
34	Kennedi Colclough	* 2-6	0-1	0-0	2 2 4	4	4	2	3	4	1	29			
32	Paige Shy	* 1-8	1-7	1-2	0 2 2	3	4	1	2	1	0	34			
03	CC Mays	0-2	0-0	0-0	0 1 1	5	0	0	3	0	0	16			
21	Sarah Liberatore	1-3	1-2	0-0	0 0 0	0	3	0	1	0	0	9			
25	Mahogany Matthews	0-3	0-0	1-4	3 2 5	5	1	0	1	7	0	21			
Team					1 6 7			1							
Totals		18-51	5-23	10-16	8 39 47	22	51	11	22	14	5	225			
1st - FG %:		4-14	28.6%	2nd: 7-13	53.8%	3rd: 3-8	37.5%	4th: 3-11	27.3%	Game: 18-51	35.3%	Deadball			
3FG %:		1-7	14.3%	3-6	50.0%	1-4	25.0%	0-4	0.0%	5-23	21.7%	Rebounds			
FT %:		2-6	33.3%	0-0	0.0%	4-4	100.0%	2-4	50.0%	10-16	62.5%	3			

Officials: Kevin Pethel, Michael McConnell, Natosha Harris
Technical fouls: Louisiana Tech-None. Marshall-None.
Attendance: 381

Score by periods	1st	2nd	3rd	4th	OT	Total
Louisiana Tech	12	6	16	13	14	61
Marshall	11	17	11	8	4	51

Last FG - LATECH OT-01:10, MAR OT-03:40.
Largest lead - LATECH by 10 OT-00:37, MAR by 12 3rd-08:15.
LATECH led for 16:52, MAR led for 25:11. Game was tied for 02:26.

Score tied - 3 times.
Lead changed - 4 times.

Official Basketball Box Score – Game Totals – Final Statistics
Marshall vs Kentucky
12/09/20 12:00 am at Lexington, KY

Marshall 45 • 1-1,0-0 C-USA

#	Player	Total		3-Ptr		Rebounds			PF	TP	A TO Blk Stl				Min
		FG-FGA	FT-FTA	FG-FGA	FT-FTA	Off	Def	Tot			A	TO	Blk	Stl	
34	Lorelei Roper	f 2-3	0-0	0-0	0 2 2	0	4	1	0	0	0	25			
00	Kia Sivlis	g 0-4	0-1	0-0	0 1 1	2	0	0	3	0	0	27			
02	Kristen Mayo	g 1-7	0-4	1-2	0 3 3	2	3	1	3	0	2	31			
03	CC Mays	g 1-4	1-3	3-4	0 1 1	5	6	1	1	0	0	19			
04	Savannah Wheeler	g 2-10	0-5	5-6	1 2 3	0	9	1	1	0	1	28			
11	Ksenija Mitric	0-4	0-4	0-0	0 2 2	0	0	3	3	0	0	17			
21	Sarah Liberatore	0-0	0-0	0-0	0 0 0	1	0	0	1	0	0	2			
23	Alexis Johnson	6-9	2-2	2-4	2 2 4	3	16	0	1	0	3	25			
25	Mahogany Matthews	1-3	0-0	3-4	1 1 2	2	5	0	1	0	0	15			
32	Paige Shy	1-2	0-1	0-0	1 0 1	2	2	0	2	0	0	11			
Team					3 4 7			1							
Totals		14-46	3-20	14-20	8 18 26	17	45	7	17	0	6	200			
1st - FG %:		3-11	27.3%	2nd: 7-11	63.6%	3rd: 3-12	25.0%	4th: 1-12	8.3%	Game: 14-46	30.4%	Deadball			
3FG %:		0-2	0.0%	2-5	40.0%	0-5	0.0%	1-8	12.5%	3-20	15.0%	Rebounds			
FT %:		1-2	50.0%	3-4	75.0%	4-6	66.7%	1-8	12.5%	14-20	70.0%	2			

Kentucky 79 • 5-0,0-0 SEC

#	Player	Total		3-Ptr		Rebounds			PF	TP	A TO Blk Stl				Min
		FG-FA	FG-FGA	FT-FTA	Off	Def	Tot	A			TO	Blk	Stl		
44	Dre'Una Edwards	f	6-7	1-1	0-0	2	6	8	3	13	5	2	0	0	21
00	Olivia Owens	c	4-6	0-0	2-2	1	4	5	1	10	1	2	0	0	21
05	Blair Green		8-13	1-4	0-0	0	1	1	0	17	1	0	0	2	25
10	Rhyne Howard	g	5-11	3-7	0-0	2	3	5	2	13	5	1	1	1	31
15	Chasity Patterson	g	1-5	0-3	2-2	0	2	2	2	4	1	1	0	1	20
01	Robyn Benton		3-5	1-3	1-1	0	2	2	1	8	3	3	0	0	17
12	Treasure Hunt		1-5	0-2	0-1	1	2	3	1	2	2	1	0	1	16
14	Tatyana Wyatt		1-4	0-1	0-0	1	1	2	1	2	0	0	0	1	11
20	Erin Toller		1-1	0-0	1-2	0	1	1	1	3	0	1	0	0	5
21	Nyah Leveretter		2-3	0-0	0-2	4	4	8	3	4	0	0	0	0	23
23	Kameron Roach		1-1	1-1	0-0	0	1	1	1	3	2	0	0	0	10
Team					6-10	1	1	2			1				
Totals			33-61	7-22	6-10	12	28	40	16	79	20	12	1	6	200
1st FG %: 8-15 53.3%		2nd: 9-16 56.3%		3rd: 9-15 60.0%		4th: 7-15 46.7%		Game: 33-61 54.1%		7-22 31.8%		6-10 60.0%		Deadball Rebounds	
3FG %: 4-7 57.1%		1-1 100.0%		2-2 100.0%		1-5 20.0%									
FT %: 2-2 100.0%															

Official Basketball Box Score – Game Totals – Final Statistics

FIU vs Marshall

1/22/21 6 p.m. at Huntington, W.Va. (Cam Henderson Center)

FIU 75 • 7-6, 4-3 C-USA

#	Player	Total		3-Ptr		Rebounds			PF	TP	A TO		Blk	Stl	Min
		FG-FGA	FG-FGA	FT-FTA	Off	Def	Tot								
01	Ferrer-Bernad,Raquel	* 1-3	1-3	0-0	0	5	5	2	3	6	2	0	1	36	
12	Ekpiteta,Emerald	* 2-5	0-0	3-6	2	8	10	1	7	2	7	0	0	29	
15	Nelson,Kyla	* 8-12	5-9	0-0	0	3	3	3	21	1	1	0	3	37	
23	Danielsson,Alma	* 5-7	4-5	1-1	1	6	7	4	15	2	0	0	0	28	
30	Thomas,Jiselle	* 5-10	0-2	0-2	0	1	1	5	10	1	3	0	2	30	
05	Nimmo,Fujika	* 4-10	3-7	1-3	0	3	3	4	12	1	2	0	0	21	
21	Diane,Diene	1-3	1-3	0-0	0	0	0	2	3	0	0	0	0	6	
24	Wykoff,Alexus	1-3	0-0	2-3	2	0	2	3	4	1	1	0	1	12	
25	Bongiorno,Giulia	0-0	0-0	0-0	0	0	0	0	0	0	0	0	0	1	
	Team				0	3	3								
	Totals	27-53	14-29	7-15	5	29	34	24	75	14	16	0	7	200	
1st - FG %: 8-13 61.5% 2nd: 7-18 38.9% 3rd: 7-13 53.8% 4th: 5-9 55.6% Game: 27-53 50.9% Deadball Rebounds 4															
3FG %: 3-5 60.0% 6-14 42.9% 3-5 60.0% 2-5 40.0% 3-4 75.0% 7-15 46.7%															
FT %: 1-3 33.3% 1-3 33.3% 2-5 40.0%															

Marshall 60 • 3-6, 2-5 C-USA

#	Player	Total		3-Ptr		Rebounds			PF	TP	A TO		Blk	Stl	Min
		FG-FGA	FG-FGA	FT-FTA	Off	Def	Tot								
02	Kristen Mayo	* 2-6	2-5	1-4	0	3	3	2	7	2	0	0	1	34	
04	Savannah Wheeler	* 7-18	1-4	5-5	0	3	3	1	20	4	2	0	2	34	
20	Taylor Pearson	* 2-9	1-6	4-4	2	3	5	1	9	0	4	0	0	29	
24	Kennedi Colclough	* 2-4	0-0	0-0	0	0	0	3	4	0	2	0	0	21	
34	Lorelei Roper	* 4-6	0-0	1-6	4	2	6	3	9	0	1	1	0	13	
00	Kia Sivils	* 2-4	1-2	1-2	3	2	5	0	6	1	1	0	2	24	
03	CC Mays	* 0-3	0-0	0-2	0	1	1	1	0	0	2	0	0	12	
05	Samantha LaFon	* 0-0	0-0	1-2	1	0	1	0	1	0	0	0	0	1	
21	Sarah Liberatore	* 0-0	0-0	0-0	0	0	0	0	0	0	0	0	0	1	
25	Mahogany Matthews	* 1-3	0-0	0-0	0	1	1	1	2	0	1	1	1	12	
32	Paige Shy	* 0-5	0-3	2-2	1	4	5	2	2	4	2	0	2	19	
	Team				5	6	11								
	Totals	20-58	5-20	15-27	16	25	41	14	60	11	15	2	8	200	
1st - FG %: 6-17 35.3% 2nd: 5-13 38.5% 3rd: 5-12 41.7% 4th: 4-16 25.0% Game: 20-58 34.5% Deadball Rebounds 5															
3FG %: 1-6 16.7% 2-5 40.0% 2-5 40.0% 0-4 0.0% 5-20 25.0% 15-27 55.6%															
FT %: 3-4 75.0% 2-5 40.0%															

Officials: Frank Steratore, Maria Gearhart, Natasha Camy

Technical fouls: FIU-None. Marshall-None.

Attendance: 407

Score by periods	1st	2nd	3rd	4th	Total									
FIU	20	21	19	15	75	Points	In	Off	2nd	Fast	Bench			
Marshall	16	14	15	15	60	FIU	24	19	6	4	19			
						MAR	26	16	11	0	11			

Last FG - FIU 4th-01:28, MAR 4th-00:57.

Largest lead - FIU by 19 4th-06:57, MAR None.

FIU led for 39:38, MAR led for 00:00. Game was tied for 00:22.

Score tied - 0 times.

Lead changed - 0 times.

Official Basketball Box Score – Game Totals – Final Statistics																			
FIU vs Marshall																			
1/23/21 3 p.m. at Huntington, W.Va. (Cam Henderson Center)																			
FIU 56 • 7-7, 4-4 C-USA																			
#	Player	Total		3-Ptr		Rebounds			PF	TP	A TO		Blk	Stl	Min				
		FG-FGA	FG-FGA	FT-FTA	FT-FTA	Off	Def	Tot											
01	Ferrer-Bernad,Raquel	* 1-2	1-2	0-2	0	1	1	1	3	2	0	0	1	28					
12	Ekpiteta,Emerald	* 4-12	0-1	3-5	5	6	11	2	11	1	4	0	1	31					
15	Nelson,Kyla	* 5-9	2-4	3-4	0	4	4	2	15	1	3	0	1	39					
23	Danielsson,Alma	* 0-2	0-2	0-0	0	4	4	5	0	0	1	0	1	21					
30	Thomas,Jiselle	* 5-15	1-5	4-6	3	3	6	4	15	2	4	0	2	34					
05	Nimmo,Fujika	* 4-11	0-5	1-2	1	1	2	3	9	0	3	1	2	26					
21	Diane,Diene	* 1-2	0-1	0-0	0	0	0	1	2	0	0	0	0	12					
24	Wykoff,Alexus	* 0-4	0-0	1-2	2	2	4	0	1	0	0	0	0	9					
	Team				3	0	3												
Totals		20-57	4-20	12-21		14	21	35	18	56	6	15	1	8	200				
1st - FG %: 5-17 29.4% 2nd: 4-15 26.7% 3rd: 7-10 70.0% 4th: 4-15 26.7% Game: 20-57 35.1% Deadball Rebounds 4																			
3FG %: 1-6 16.7% 0-5 0.0% 2-4 50.0% 1-5 20.0% 4-20 20.0%																			
FT %: 0-2 0.0% 8-11 72.7% 1-4 25.0% 3-4 75.0% 12-21 57.1%																			
Marshall 65 • 4-6, 3-5 C-USA																			
#	Player	Total		3-Ptr		Rebounds			PF	TP	A TO		Blk	Stl	Min				
		FG-FGA	FG-FGA	FT-FTA	FT-FTA	Off	Def	Tot											
02	Kristen Mayo	* 5-12	4-8	0-0	0	3	3	3	14	3	2	0	2	33					
04	Savannah Wheeler	* 4-7	0-1	7-8	0	3	3	2	15	1	4	0	2	37					
20	Taylor Pearson	* 1-5	1-3	2-2	2	2	4	3	5	3	4	1	1	29					
24	Kennedi Colclough	* 4-6	0-0	1-3	2	2	4	2	9	3	2	0	0	21					
34	Lorelei Roper	* 6-10	0-0	0-1	3	5	8	4	12	0	1	3	0	23					
00	Kia Sivils	* 0-1	0-1	0-2	0	4	4	1	0	1	0	0	0	24					
03	CC Mays	* 1-2	0-0	2-2	1	2	3	0	4	0	1	0	2	8					
05	Samantha LaFon	* 1-1	0-0	0-0	0	0	0	1	2	0	0	0	0	1					
25	Mahogany Matthews	* 1-4	0-0	0-1	3	5	8	4	2	1	2	2	0	13					
32	Paige Shy	* 1-3	0-2	0-0	0	2	2	0	2	0	1	0	0	11					
	Team				0	0	0												
Totals		24-51	5-15	12-19		11	28	39	20	65	12	19	6	7	200				
1st - FG %: 7-12 58.3% 2nd: 5-15 33.3% 3rd: 3-13 23.1% 4th: 9-11 81.8% Game: 24-51 47.1% Deadball Rebounds 2																			
3FG %: 1-2 50.0% 1-4 25.0% 0-5 0.0% 3-4 75.0% 5-15 33.3%																			
FT %: 5-5 100.0% 4-4 100.0% 1-5 20.0% 2-5 40.0% 12-19 63.2%																			
Officials: Neonta Williams, Molly Caldwell, Laura Morris																			
Technical fouls: FIU-None. Marshall-None.																			
Attendance: 404																			
Score by periods																			
	1st	2nd	3rd	4th	Total														
FIU	11	16	17	12	56														
Marshall	20	15	7	23	65														
						Points	In	Off	2nd	Fast									
						FIU	Paint	T/O	Chance	Break									
						FIU	20	16	9	2									
						FIU	30	11	12	4									
						MIAR	30	11	12	4									
						Score tied - 1 time.													
						Lead changed - 4 times.													
Last FG - FIU 4th-00:26, MAR 4th-00:59.																			
Largest lead - FIU by 5 3rd-02:42, MAR by 11 4th-00:52.																			
FIU led for 08:08, MAR led for 27:53, Game was tied for 03:57.																			

Official Basketball Box Score – Game Totals – Final Statistics																			
Rice vs Marshall																			
2/20/21 1 p.m. at Huntington, W.Va. (Cam Henderson Center)																			
Rice 64 • 13-1, 9-0 C-USA																			
#	Player	Total		3-Ptr		Rebounds		PF	TP	A	TO	Blk	Stl	Min					
		FG-FGA	FG-FGA	FT-FTA	Off	Def	Tot												
02	Wiggins,Sydne	* 1-4	0-3	0-0	3	3	6	0	2	5	5	0	0	31					
03	Crosthwait,Katelyn	* 1-3	1-2	2-4	0	4	4	2	5	1	0	0	2	30					
10	Smith,Jasmine	* 2-9	0-5	1-2	0	4	4	1	5	5	0	0	0	32					
15	Schwartz,Lauren	* 7-14	4-7	0-0	3	3	6	1	18	0	2	0	0	36					
32	Mulkey,Nancy	* 4-7	0-0	6-6	1	3	4	0	14	1	2	3	0	22					
05	Jackson,Destiny	1-2	1-1	0-0	0	2	2	1	3	1	3	0	0	12					
11	Swayze,Haylee	3-4	1-2	3-3	1	3	4	0	10	0	2	0	0	13					
12	Bellamy,India	2-6	0-1	3-5	0	2	2	1	7	0	1	0	2	20					
21	McCurry,Arianna	0-0	0-0	0-0	0	0	0	2	0	0	0	0	0	2					
22	Austin,Ashlee	0-0	0-0	0-0	0	0	0	0	0	1	0	0	0	2					
	Team				3	3	6			1									
Totals		21-49	7-21	15-20	11	27	38	8	64	14	16	3	4	200					
1st - FG %:		5-12	41.7%	2nd: 6-13	46.2%	3rd: 5-12	41.7%	4th: 5-12	41.7%	Game: 21-49	42.9%	Deadball							
3FG %:		3-8	37.5%	0-4	0.0%	1-4	25.0%	3-5	60.0%	7-21	33.3%	Rebounds							
FT %:		2-2	100.0%	6-7	85.7%	2-2	100.0%	5-9	55.6%	15-20	75.0%	4							
Marshall 48 • 5-8, 4-7 C-USA																			
#	Player	Total		3-Ptr		Rebounds		PF	TP	A	TO	Blk	Stl	Min					
		FG-FGA	FG-FGA	FT-FTA	Off	Def	Tot												
02	Kristen Mayo	* 4-8	3-6	4-5	0	3	3	1	15	2	1	0	1	35					
04	Savannah Wheeler	* 3-13	1-7	0-0	0	4	4	1	7	3	2	0	0	31					
20	Taylor Pearson	* 1-8	1-7	0-0	2	0	2	2	3	0	5	1	2	28					
24	Kennedi Colclough	* 4-7	1-3	1-2	0	1	1	5	10	1	1	0	1	15					
34	Lorelei Roper	* 1-5	0-0	2-2	3	3	6	2	4	1	1	0	0	20					
00	Kia Sivils	0-0	0-0	0-0	0	1	1	1	0	1	0	0	2	20					
03	CC Mays	0-1	0-1	0-0	2	0	2	4	0	1	0	0	0	13					
05	Samantha LaFon	0-3	0-0	0-0	1	1	2	2	0	0	0	0	0	7					
23	Alexis Johnson	0-2	0-1	1-2	1	2	3	2	1	0	1	0	0	12					
25	Mahogany Matthews	2-4	1-3	0-2	0	0	0	0	5	0	0	2	0	6					
32	Paige Shy	1-3	1-2	0-0	0	2	2	2	3	1	0	0	0	13					
	Team				4	1	5	1											
Totals		16-54	8-30	8-13	13	18	31	23	48	10	11	3	6	200					
1st - FG %:		2-16	12.5%	2nd: 3-14	21.4%	3rd: 6-10	60.0%	4th: 5-14	35.7%	Game: 16-54	29.6%	Deadball							
3FG %:		1-10	10.0%	2-7	28.6%	1-3	33.3%	4-10	40.0%	8-30	26.7%	Rebounds							
FT %:		0-0	0.0%	2-4	50.0%	3-5	60.0%	3-4	75.0%	8-13	61.5%	3							
Officials: Natasha Camy, Jennifer Rezac, Josh Howell																			
Technical fouls: Rice-None. Marshall-TEAM.																			
Attendance: 434																			
Score by periods		1st	2nd	3rd	4th	Total													
Rice		15	18	13	18	64													
Marshall		5	10	16	17	48													
							Points	In	Off	2nd	Fast								
							RICE	Paint	T/O	Chance	Break								
							MAR	22	5	15	2	20							
								14	6	6	0	9							
Last FG - RICE 4th-00:31, MAR 4th-00:19.																			
Largest lead - RICE by 22 3rd-07:58, MAR None.																			
RICE led for 38:23. MAR led for 00:00. Game was tied for 01:22.																			
Score tied - 0 times.																			
Lead changed - 0 times.																			

Official Basketball Box Score – Game Totals – Final Statistics																				
Rice vs Marshall																				
2/21/21 12 p.m. at Huntington, W.Va. (Cam Henderson Center)																				
Rice 56 • 13-2, 9-1 C-USA																				
#	Player	Total	3-Ptr	Rebounds	PF	TP	A	TO	Blk	Stl	Min									
		FG-FGA	FG-FGA	FT-FTA	Off	Def	Tot													
02	Wiggins,Sydne	* 4-8	2-4	2-2	2	3	5	1	12	1	3	0	2	38						
03	Crosthwait,Katelyn	* 1-6	1-5	0-0	0	7	7	2	3	2	2	0	0	32						
10	Smith,Jasmine	* 2-8	0-5	0-0	1	1	2	4	4	3	5	0	1	21						
15	Schwartz,Lauren	* 3-4	0-1	8-8	1	3	4	3	14	0	1	0	0	30						
32	Mulkey,Nancy	* 6-13	0-0	3-3	1	8	9	3	15	0	2	1	1	33						
05	Jackson,Destiny	1-1	0-0	4-6	1	2	3	4	6	2	1	0	1	30						
11	Swayze,Haylee	0-0	0-0	0-0	0	0	0	1	0	0	1	0	0	7						
12	Bellamy,India	1-2	0-0	0-1	2	2	4	2	2	0	1	1	1	8						
22	Austin,Ashlee	0-0	0-0	0-0	0	0	0	0	0	0	1	0	0	1						
	Team				0	0	0			1										
Totals		18-42	3-15	17-20	8	26	34	20	56	8	18	2	6	200						
1st - FG %: 6-13 46.2%		2nd: 5-9 55.6%	3rd: 5-7 71.4%	4th: 2-13 15.4%	Game: 18-42 42.9%		Deadball													
3FG %: 0-4 0.0%		2-3 66.7%	1-2 50.0%	0-6 0.0%	3-15 20.0%		Rebounds													
FT %: 5-5 100.0%		2-2 100.0%	10-12 83.3%	0-1 0.0%	17-20 85.0%															
Marshall 68 • 6-8, 5-7 C-USA																				
#	Player	Total	3-Ptr	Rebounds	PF	TP	A	TO	Blk	Stl	Min									
		FG-FGA	FG-FGA	FT-FTA	Off	Def	Tot													
02	Kristen Mayo	* 2-9	1-5	5-6	0	1	1	1	10	2	0	0	2	35						
04	Savannah Wheeler	* 7-13	4-6	7-7	0	3	3	25	4	0	0	0	1	37						
20	Taylor Pearson	* 3-7	3-4	1-2	0	7	7	2	10	3	1	0	0	31						
24	Kennedi Colclough	* 6-10	2-4	0-1	3	3	6	2	14	0	2	0	0	28						
34	Lorelei Roper	* 2-6	0-0	2-2	3	1	4	3	6	2	1	0	2	28						
00	Kia Sivilis	1-1	0-0	1-2	0	1	1	0	3	0	1	0	1	22						
03	CC Mays	0-3	0-0	0-0	0	2	2	0	0	0	1	0	1	8						
23	Alexis Johnson	0-0	0-0	0-0	0	0	0	2	0	1	0	0	1	7						
25	Mahogany Matthews	0-2	0-1	0-0	0	0	0	1	0	0	1	0	0	4						
	Team				1	0	1			2										
Totals		21-51	10-20	16-20	7	18	25	14	68	12	9	0	8	200						
1st - FG %: 5-14 35.7%		2nd: 3-14 21.4%	3rd: 8-14 57.1%	4th: 5-9 55.6%	Game: 21-51 41.2%		Deadball													
3FG %: 2-6 33.3%		1-4 25.0%	5-7 71.4%	2-3 66.7%	10-20 50.0%		Rebounds													
FT %: 2-3 66.7%		2-2 100.0%	1-3 33.3%	11-12 91.7%	16-20 80.0%															
Officials: Marla Gearhart, Natosha Harris, Molly Caldwell																				
Technical fouls: Rice=None. Marshall=None.																				
Attendance: 455																				
Score by periods					1st	2nd	3rd	4th	Total											
Rice					17	14	21	4	56											
Marshall					17	9	22	23	68											
										Points	In	Off	2nd	Fast						
										RICE	Paint	T/O	Chance	Break	Bench					
										MAR	24	9	8	0	8					
											10	17	5	2	3					
										Score tied - 2 times.										
										Lead changed - 2 times.										
Last FG - RICE 4th-04:11, MAR 4th-01:00.																				
Largest lead - RICE by 11 2nd-06:06, MAR by 12 4th-00:33.																				
RICE led for 29:45. MAR led for 09:31. Game was tied for 00:44.																				

Official Basketball Box Score - Game Totals - Final Statistics
Marshall vs Middle Tenn.
03/04/21 6:00 pm at Murfreesboro, TN

Marshall 72 • 8-9,7-8 C-USA

#	Player	Total		3-Ptr		Rebounds			PF	TP	A TO Blk Stl				Min
		FG-FGA	FG-FGA	FT-FTA	FT-FTA	Off	Def	Tot			A	TO	Blk	Stl	
20	Taylor Pearson	f	3-4	1-2	0-0	0	4	4	4	7	4	2	0	0	22
24	Kennedi Colclough	f	6-11	1-2	0-0	1	9	10	1	13	0	1	0	1	28
34	Lorelei Roper	f	3-7	0-0	0-1	2	2	4	1	6	4	0	1	1	28
00	Kia Sivils	g	2-5	0-2	0-0	2	1	3	4	4	1	1	0	0	18
04	Savannah Wheeler	g	7-13	2-6	6-7	0	6	6	1	22	3	5	0	3	33
03	CC Mays		3-9	0-0	0-0	4	1	5	1	6	0	1	0	0	26
05	Samantha LaFon		0-0	0-0	0-0	0	1	1	4	0	0	0	0	0	5
21	Sarah Liberatore		0-1	0-1	0-0	0	0	0	0	0	0	0	0	0	2
26	Alexis Johnson		2-3	1-1	1-2	1	2	3	4	6	0	1	0	0	12
25	Mahogany Matthews		1-5	0-3	0-0	0	1	1	1	2	1	1	1	1	8
32	Paige Shy		1-6	1-6	3-4	0	3	3	2	6	3	1	0	1	18
	Team					3	1	4			1				
Totals			28-64	6-23	10-14	13	31	44	23	72	16	14	2	7	200
1st - FG %:		8-17	47.1%	2nd: 9-17	52.9%	3rd: 7-16	43.8%	4th: 4-14	28.6%	Game: 28-64	43.8%	Deadball			
3FG %:		2-6	33.3%	4-6	66.7%	0-3	0.0%	0-8	0.0%	6-23	26.1%	Rebounds			
FT %:		2-3	66.7%	1-1	100.0%	2-3	66.7%	5-7	71.4%	10-14	71.4%	3			

Middle Tenn. 49 • 13-7,11-4 C-USA

#	Player	Total		3-Ptr		Rebounds			PF	TP	A TO Blk Stl				Min
		FG-FGA	FG-FGA	FT-FTA	FT-FTA	Off	Def	Tot			A	TO	Blk	Stl	
33	Courtney Whitson	f	2-7	1-5	0-0	2	2	4	4	5	1	1	0	1	25
01	Anastasia Hayes	g	3-16	0-7	11-15	1	4	5	2	17	1	4	0	4	38
11	Aislynn Hayes	g	1-9	0-4	4-6	1	4	5	1	6	2	3	0	1	33
23	Alexis Whittington	g	0-4	0-3	1-2	3	6	9	2	1	0	1	2	0	38
32	Deja Cage	g	4-10	2-5	0-0	0	3	0	0	10	0	3	0	1	33
03	Taylor Lewis		0-0	0-0	0-0	0	0	0	0	0	0	0	1	1	4
12	Jada Grannum		0-2	0-0	1-2	2	3	5	3	1	0	0	0	0	8
24	Amanda Whittington		0-1	0-1	0-0	0	0	0	0	0	0	1	0	0	6
30	Rellah Boothe		2-5	0-0	2-3	1	1	2	1	6	0	1	0	0	8
32	Kesniia Kozlova		1-3	0-0	1-2	2	1	3	2	3	0	1	0	0	7
	Team					4	0	4							
Totals			13-57	3-25	20-30	16	24	40	15	49	4	15	3	8	200
1st - FG %:		3-14	21.4%	2nd: 4-13	30.8%	3rd: 2-15	13.3%	4th: 4-15	26.7%	Game: 13-57	22.8%	Deadball			
3FG %:		1-7	14.3%	1-6	16.7%	0-7	0.0%	1-5	20.0%	3-25	12.0%	Rebounds			
FT %:		4-7	57.1%	5-6	83.3%	6-9	66.7%	5-8	62.5%	20-30	66.7%	7			

Officials: Adam Rider,Jennifer Rezac,Dawn Marsh

Technical fouls: Marshall-None. Middle Tenn.-None.

Attendance: 1150

2020-21 Women's Basketball. Round: 0. Marshall vs Middle Tenn.. Played at Murp

Score by periods	1st	2nd	3rd	4th	Total						
Marshall	20	23	16	13	72	Points	In	Off	2nd	Fast	
Middle Tenn.	11	14	10	14	49	MAR	Paint	T/O	Chance	Break	Bench
						MTSU	20	15	14	3	10

Last FG - MAR 4th-03:13, MTSU 4th-00:00.

Largest lead - MAR by 30 3rd-02:47, MTSU None.

MAR led for 38:51. MTSU led for 00:00. Game was tied for 01:09.

Score tied - 1 time.

Lead changed - 0 times.

Official Basketball Box Score - Game Totals - Final Statistics
Marshall vs Middle Tenn.
03/05/21 6:00 pm at Murfreesboro, TN

Marshall 54 • 8-10,7-9 C-USA

#	Player	Total		3-Ptr		Rebounds			PF	TP	A TO Blk Stl				Min
		FG-FGA	FG-FGA	FT-FTA	FT-FTA	Off	Def	Tot			A	TO	Blk	Stl	
20	Taylor Pearson	f	4-8	1-4	6-6	1	6	7	1	15	1	2	0	1	31
24	Kennedi Colclough	f	2-4	1-2	0-0	0	2	2	0	5	1	2	0	0	22
34	Lorelei Roper	f	1-2	0-0	0-0	1	0	1	1	2	0	3	0	0	17
00	Kia Sivils	g	0-0	0-0	0-0	4	4	8	4	0	2	2	0	0	21
04	Savannah Wheeler	g	5-16	3-9	0-0	0	6	6	2	13	0	1	0	0	33
03	CC Mays		1-4	0-2	1-2	3	4	7	4	3	3	2	0	0	21
05	Samantha LaFon		0-0	0-0	0-0	0	0	0	0	0	0	0	0	0	1
23	Alexis Johnson		5-11	0-3	0-2	2	7	9	3	10	0	1	0	1	21
25	Mahogany Matthews		0-3	0-1	1-2	1	1	2	4	1	0	2	2	1	20
32	Paige Shy		2-6	1-3	0-0	1	1	2	0	5	0	1	0	0	13
	Team					3	2	5							
Totals			20-54	6-24	8-12	16	33	49	19	54	7	16	2	3	200
1st - FG %:		6-11	54.5%	2nd: 5-18	27.8%	3rd: 4-11	36.4%	4th: 5-14	35.7%	Game: 20-54	37.0%	Deadball			
3FG %:		2-5	40.0%	0-8	0.0%	1-3	33.3%	3-8	37.5%	6-24	25.0%	Rebounds			
FT %:		0-0	0.0%	4-4	100.0%	0-0	0.0%	4-8	50.0%	8-12	66.7%	3			

Middle Tenn. 61 • 14-7,12-4 C-USA

#	Player	Total		3-Ptr		Rebounds			PF	TP	A TO Blk Stl				Min
		FG-FGA	FG-FGA	FT-FTA	FT-FTA	Off	Def	Tot			A	TO	Blk	Stl	
33	Courtney Whitson	f	5-11	4-9	0-0	2	3	5	1	14	1	1	0	0	40
01	Anastasia Hayes	g	6-14	0-6	5-9	1	6	7	2	17	8	3	0	2	40
11	Aislynn Hayes	g	3-13	2-10	7-8	1	3	4	0	15	1	1	0	0	40
23	Alexis Whittington	g	2-7	2-6	0-0	1	2	3	5	6	0	0	1	1	33
31	Deja Cage	g	1-5	0-3	0-0	0	0	0	0	2	0	0	0	1	24
24	Amanda Whittington		0-1	0-1	0-0	0	0	0	1	0	0	0	0	0	7
30	Rellah Boothe		2-7	1-3	2-2	2	2	4	4	7	0	0	0	0	16
	Team					2	3	5							
Totals			19-58	9-38	14-19	9	19	28	13	61	10	5	1	4	200
1st - FG %:		6-17	35.3%	2nd: 4-16	25.0%	3rd: 4-12	33.3%	4th: 5-13	38.5%	Game: 19-58	32.8%	Deadball			
3FG %:		3-13	23.1%	1-9	11.1%	1-6	16.7%	4-10	40.0%	9-38	23.7%	Rebounds			
FT %:		0-0	0.0%	3-3	100.0%	3-6	50.0%	8-10	80.0%	14-19	73.7%	2			

Officials: Charlie Hust,Kelly Johnson,Metta Christensen

Technical fouls: Marshall-None. Middle Tenn.-None.

Attendance: 1150

2020-21 Women's Basketball. Round: 0. Marshall vs Middle Tenn.. Played at Murp

Score by periods	1st	2nd	3rd	4th	Total						
Marshall	14	14	9	17	54	Points	In	Off	2nd	Fast	
Middle Tenn.	15	12	12	22	61	MAR	Paint	T/O	Chance	Break	Bench
						MTSU	18	13	9	2	19

Last FG - MAR 4th-00:04, MTSU 4th-00:19.

Largest lead - MAR by 6 4th-08:09, MTSU by 9 3rd-05:00.

MAR led for 14:02. MTSU led for 21:42. Game was tied for 04:16.

Score tied - 6 times.

Lead changed - 12 times.

2020-21 TRENDS

Home	6-4
Away	2-6
Neutral	0-0
Leading at half	7-3
Trailing at half	1-7
Tied at half	0-0
Overtime game	1-2
C-USA Home Game	5-4
C-USA Road Game	2-5
C-USA Tournament	0-0
Non- C-USA Home Game	1-0
Non- C-USA Road Game	0-1
Non- C-USA Neutral Game	0-0
vs. Ranked Opponents	0-1
vs. Unranked Opponents	8-9
Leading-5 min. left	7-3
Trailing-5 min. left	1-7
Score tied-5 min. left	0-0
Herd outrebounds opp.	4-4
Herd outrebounded by opp.	4-6
Team rebounds are even	0-0
Herd scores more points in paint	6-4
Opp. scores more points in paint	2-4
Points in paint is even	0-2
Herd shoots 50% from floor	0-0
Herd shoots <50% from floor	8-10
Opp. shoots 50% from floor	0-2
Opp. shoots <50% from floor	8-8
Herd makes more FTs	4-2
Opp. makes more FTs	3-8
FTs are even	1-0
Herd has more TOs	2-7
Opp. has more TOs	5-3
TOs are even	1-0
Herd scores 60 points or less	1-9
Herd scores 61-69 points	4-0
Herd scores 70-79 points	2-1
Herd scores 80-89 points	1-0
Herd scores 90 points or more	0-0
Opp. scores 60 points or less	7-1
Opp. scores 61-69 points	1-5
Opp. scores 70-79 points	0-3
Opp. scores 80-89 points	0-1
Opp. scores 90 points or more	0-0
Two or less score 10+	4-6
Three or more score 10+	4-4
On Monday	0-0
On Tuesday	0-0
On Wednesday	0-1
On Thursday	2-0
On Friday	0-6
On Saturday	4-2
On Sunday	2-1
In November	0-0
In December	1-1
In January	3-5
In February	3-3
In March	1-1
Game decided by 5 pts or less	3-1
Game decided by 6-10 pts	2-5
Game decided by 11-20 pts	1-2
Game decided by 21 pts or more	2-2

THE LAST TIME...

Scored 100 Points.....	vs. Kentucky Christian, 12/18/17 (W, 111-38)
Allowed 100 Points.....	Morehead State, 11/13/15 (W, 104-101)
Scored 41-50 Points.....	48 vs. Rice, 2/20/21 (L, 64-48)
Allowed 41-50 Points.....	49 at Middle Tennessee, 3/4/21 (W, 72-49)
Scored 40 or Fewer Points.....	39 at No. 22 Kentucky, 11/26/17 (L, 69-39)
Allowed 40 or Fewer Points.....	40, Kentucky Christian, 11/5/19 (W, 89-40)
Scored 50 Points in a Half.....	53, 2nd Half at FIU, 1/9/19 (W, 86-58)
Allowed 50 Points in a Half.....	56, 1st Half Bowling Green, 11/13/18 (L, 99-76)
Scored 20 or Fewer Points in a Half.....	15, 1st Half vs. Rice, 2/20/21 (L, 64-48)
Allowed 16-20 Points in a Half.....	18, 1st Half vs. Louisiana Tech, 1/1/21 (L, 61-51 OT)
Allowed 15 or Fewer Points in a Half.....	14, 1st Half Alderson Broaddus, 11/27/19 (W, 85-41)
Scored 30+ Points in Quarter.....	31, 3rd Q at FIU, 1/19/19 (W, 86-58)
Allowed 30+ Points in Quarter.....	30, 4th Q Appalachian State, 3/25/19 (L, 83-71)
Scored 10 or Fewer Points in Quarter.....	9, 3rd Q at MT, 3/5/21 (L, 61-54)
Allowed 10 or Fewer Points in Quarter.....	9, 2nd Q at NT, 2/27/21 (W, 56-55)
Made 40+ Field Goals.....	46 vs. Kentucky Christian, 12/18/17 (W, 111-38)
Allowed 40+ Field Goals.....	41, Charlotte, 1/7/17 (L, 93-77)
Shot 60% From the Field.....	62.5% (55-88) vs. Maine Fort Kent, 12/20/16 (W, 136-62)
Allowed 60% From the Field.....	68.7% (32-of-47) Rice, 2/9/19 (L, 79-67)
Shot 85-89% From the Foul Line*.....	85.7% (12-of-14) vs. NT, 2/27/21 (W, 56-55)
Shot 90-99% From the Foul Line*.....	90% (9-of-10) vs. ODU, 2/5/21 (L, 80-70)
Shot 100% From the Foul Line *.....	17-of-17 vs. UTSA, 2/13/20 (W, 66-53)
Opponent Shot <20% From Field.....	19.3%, vs. Bluefield College, 12/11/16 (W, 77-35)
Made 10-14 3-Pointers.....	10, vs. Rice, 2/21/21 (W, 68-56)
Made 15+ 3-Pointers.....	\$18 vs. FIU, 3/7/19 (W, 87-42)
Shot 50% From Three.....	10-for-20 (50%) vs. Rice, 2/21/21 (W, 68-56)
Allowed 10+ 3-Pointers.....	14, vs. FIU, 1/22/21 (L, 75-60)
Did Not Make a 3-Point FG.....	vs. George Washington, 12/2/10 (W, 64-61 2OT)
Did Not Attempt a 3-Point FG.....	vs. Wright State, 12/19/06 (W, 62-54)
Played an Overtime Game.....	vs. ODU, 2/6/21 (W, 73-68)
Won an Overtime Game.....	vs. ODU, 2/6/21 (W, 73-68)
Played a Ranked Team.....	at #9 Kentucky, 12/9/20 (L, 79-45)
Had 40-49 Rebounds.....	49 at MT, 3/5/21 (L, 61-54)
Had 50-59 Rebounds.....	56 vs. Alderson Broaddus, 11/27/19 (W, 85-41)
Had 60+ Rebounds.....	63 vs. Evansville, 11/29/18 (W, 72-65 OT)
Had Fewer than 30 Rebounds.....	25 vs. Rice, 2/21/21 (W, 68-56)
Allowed 50 Rebounds.....	50 at Charlotte, 1/9/21 (L, 65-56 OT)
Allowed Fewer Than 25 Rebounds.....	17, Kentucky Christian, 12/18/17 (W, 111-38)
Had 20 Assists.....	21 vs. LA Tech, 1/24/19 (W, 90-88 3OT)
Had 10 or Fewer Turnovers.....	9 vs. WKU, 1/14/21 (W, 81-54)
Had 25 or More Turnovers.....	27 at Clemson, 12/18/18 (L, 68-54)
Forced 25 or More Turnovers.....	26 vs. Southern Miss (C-USA Tourn.), 3/11/20 (W, 71-67 OT)
Had 5-9 Blocks.....	6 vs. FIU, 1/23/21 (W, 65-56)
Had 10+ Blocks.....	14 vs. Louisiana Tech, 1/1/21 (L, 61-51 OT)
Had 0 Blocks.....	at #9 Kentucky (broke string of 37-straight games), 12/9/20 (L, 75-49)
Had 15-20 Steals.....	15 vs. Southern Miss (C-USA Tourn.), 3/11/20 (W, 71-67 OT)
Had 20 or more Steals.....	24 vs. Kentucky Christian, 11/5/19 (W, 89-40)
Had Six or More Players in Double Figures.....	vs. Maine Fort Kent, 12/20/16 (W, 136-62)
.....	Shayna Gore - 25, Khadaijia Brooks - 22, Talequia Hamilton - 22,
.....	Ashley Saintigene - 18, McKenzie Akers - 14, Asheika Alexander - 13
Had Five Players in Double Figures.....	at Appalachian State, 3/25/19 (L, 83-71)
.....	Shayna Gore - 17, Khadaijia Brooks - 15, Taylor Porter - 13, Taylor Pearson - 11, Kristen Mayo - 10
Had Four Players in Double Figures.....	vs. Rice, 2/21/21 (W, 68-56)
.....	Savannah Wheeler - 25, Kennedi Colclough - 14, Kristen Mayo - 10, Taylor Pearson - 10
Had Two Score 20+ Points.....	vs. Florida Atlantic, 2/1/20 (W, 85-75)
.....	Savannah Wheeler - 25, Kristen Mayo - 20
Had No Players in Double Figures.....	at Middle Tennessee, 2/19/14 (L, 75-36)
Had Two or More Players with a Double-Double.....	at Charlotte, 1/9/21 (L, 65-56 OT)
.....	Alexis Johnson (11 pts. & 14 rbs.) & CC Mays (11 pts. & 13 rbs.)
Had Two Players with 10+ Rebs.....	vs. Louisiana Tech, 1/1/21 (L, 61-51 OT)
.....	Savannah Wheeler-11, Alexis Johnson-11
Had Three or More Players with 10+ Rebs.....	vs. Evansville, 11/29/18 (W, 72-65 OT)
.....	Khadaijia Brooks - 13, Taylor Pearson - 12, Ashley Saintigene - 11
No opposing players scored in double figures.....	vs. Bluefield State, 11/20/18 (W, 82-29)
Opposing starting five all in double figures.....	vs. Bowling Green, 12/7/19 (L, 82-69)
Allowed 40+ Bench Points.....	40, Florida Atlantic, 1/5/18 (L, 79-59)

* Minimum of 5 free throws for free throw percentages

THE LAST TIME CONTINUED...


A MARSHALL PLAYER...

Scored 20-29 Points.....	Savannah Wheeler (22) at Middle Tennessee, 3/4/21 (W, 72-49)
Scored 30-39 Points.....	Savannah Wheeler (35) vs. ODU, 2/6/21 (W, 73-68 OT)
Scored 40+ Points	Kristina Behnfeldt (40) vs. Ohio, 2/10/99 (L, 74-72)
Had 15-19 Rebounds	Ashley Saintigene (16) vs. Longwood, 11/10/17 (W, 90-45)
Had 20+ Rebounds	Catie Knable (21) vs. Bowling Green, 2/16/02 (W, 56-43)
Had 10 Assists	Norrisha Victrum (11) at Morehead State, 11/13/15 (W, 104-101)
Had 5-9 Blocks.....	Mahogany Matthews (5) vs. Louisiana Tech, 1/2/21 (W, 61-57)
Had 10 Blocks.....	Sharon Deal (12) vs. Youngstown St, 3/4/89 (W, 63-59)
Had 5-9 Steals	Kia Sivils (5) vs. UTEP, 2/15/20 (W, 76-66)
Had 10 Steals.....	Stephanie Wine (14) vs. Western Carolina, 1/23/95 (W, 72-69)
Had a Double-Double	Kennedi Colclough (13p, 10r) at Middle Tennessee (W, 72-49)
Made 6-7 3-pointers.....	Taylor Pearson (6-of-9) at Southern Miss, 2/6/20 (W, 80-65)
Made 8+ 3-pointers	Taylor Porter (10) vs. FIU, 3/7/19 (W, 87-42)

\$ School record

AN OPPOSING PLAYER...

Scored 20-29 Points.....	Aziah Hudson (23) of ODU, 2/6/21 (W, 73-68 OT)
Scored 30-39 Points.....	Kierra Anthony (34) of LA Tech, 1/24/19 (W, 90-88 3OT)
Scored 40+ Points	Jennie Simms (43) of ODU, 1/1/17 (L, 73-69)
Had 15-19 Rebounds	Crystal Primm (18) of Florida Atlantic, 3/7/20 (L, 68-50)
Had 20+ Rebounds.....	Bayley Plummer (21) of Appalachian State, 3/25/19 (L, 83-71)
Had 10 Assists.....	Jada McMillian (10) of Charlotte, 1/8/21 (L, 75-54)
Had 5 Blocks	Ryan Holder (5) of Towson, 12/21/19 (L, 59-56)
Had 5 Steals	N'Yah Boyd (5) of North Texas, 2/26/21 (L, 52-51)
Had a Double-Double	Quincy Noble (12 points, 10 rebounds) of North Texas, 2/26/21 (L, 52-51)
Had Two Players with a Double-Double.....	WKU, 1/14/21 (W, 81-54 OT)
.....	Raneem Elgedawy (17 pts & 10 rbs) & Fatou Pouye (14 pts & 10 rbs)
Had a Triple-Double	Anastasia Hayes (17pts-11rebs-10ast.) of Middle Tennessee, 1/9/20 (L, 75-55)
Made 6-7 3-pointers	Ieva Spigule (6-of-10) of FIU, 1/30/20 (L, 68-65)
Made 8+ 3-pointers.....	Morgan McMillen (8-of-11) Bowling Green, 11/13/18 (L, 99-76)



MARSHALL STARTING FIVE

Opponents

Score

vs. Morgan State		CANCELED				
vs. Radford	Sivils	Mayo	Mays	Wheeler	Roper	W, 68-59
at #9 Kentucky	Sivils	Mayo	Mays	Wheeler	Roper	L, 75-49
at St. Bonaventure		CANCELED				
vs. Morehead State		CANCELED				
vs. Louisiana Tech	Shy	Pearson	Johnson	Wheeler	Colclough	L, 61-51 (OT)
vs. Louisiana Tech	Shy	Pearson	Johnson	Wheeler	Colclough	W, 61-51
at Charlotte	Shy	Pearson	Johnson	Wheeler	Colclough	L, 75-54
at Charlotte	Shy	Pearson	Johnson	Wheeler	Colclough	L, 65-56 (OT)
vs. WKU	Mayo	Pearson	Roper	Wheeler	Colclough	W, 81-54
at WKU	Mayo	Pearson	Roper	Wheeler	Colclough	L, 69-60
vs. FIU	Mayo	Peason	Roper	Wheeler	Colclough	L, 75-60
vs. FIU	Mayo	Pearson	Roper	Wheeler	Colclough	W, 65-56
vs. Old Dominion	Mays	Pearson	Roper	Wheeler	Colclough	L, 80-70
vs. Old Dominion	Mays	Pearson	Roper	Wheeler	Colclough	W, 73-68 (OT)
vs. Rice	Mayo	Pearson	Roper	Wheeler	Colclough	L, 64-48
vs. Rice	Mayo	Pearson	Roper	Wheeler	Colclough	W, 68-56
at North Texas	Mayo	Pearson	Roper	Wheeler	Colclough	L, 52-51
at North Texas	Mayo	Pearson	Roper	Wheeler	Colclough	W, 56-55
at Middle Tennessee	Sivils	Pearson	Roper	Wheeler	Colclough	W, 72-49
at Middle Tennessee	Sivils	Pearson	Roper	Wheeler	Colclough	L, 61-54

Record with starting groups:

Sivils, Mayo, Mays, Wheeler, Roper: 1-1
Shy, Pearson, Johnson, Wheeler, Colclough: 1-3
Mayo, Pearson, Roper, Wheeler, Colclough: 4-4
Mays, Pearson, Roper, Wheeler, Colclough: 1-1
Sivils, Pearson, Roper, Wheeler, Colclough: 1-1

MARSHALL'S LARGEST IN 2020-21

Lead	30 at MT
Deficit	34 at #9 Kentucky
Margin of Victory	27 vs. WKU
Margin of Defeat	34 at #9 Kentucky
Halftime Lead	18 at MT
Halftime Deficit	18 vs. Rice
Deficit in Win	11 vs. Rice
Lead in Loss	15 at Charlotte
Halftime Deficit in Win	8 vs. Rice
Halftime Lead in Loss	10 vs. Louisiana Tech

DOUBLE-DOUBLES IN 2020-21

2 by Alexis Johnson
1 by CC Mays
1 by Kennedy Colclough

LED (TIED) THE TEAM IN...

	Pts.	Rebs.	Asts.	Blks.	Stls.
0 Sivils	-	-	1	-	3
1 McLean	-	-	-	-	-
2 Mayo	1	1	3	-	6
3 Mays	1	-	5	-	5
4 Wheeler	13	1	10	-	5
11 Mitric	-	-	2	-	-
20 Pearson	3	1	5	-	3
21 Liberatore	-	-	-	-	1
23 Johnson	4	7	-	-	4
24 Colclough	-	2	2	1	-
25 Matthews	-	2	-	13	2
32 Shy	-	1	2	-	2
34 Roper	-	5	-	4	1



HEAD COACH TONY KEMPER

Fourth season • @CoachTonyKemper
Career Record: 47-62, 27-39 (C-USA)



Fort Hays State '01

Tony Kemper enters his fourth season as the head coach of the Marshall women's basketball team after being elevated to the position in March of 2017. Kemper had previously been an assistant coach with the women's program for five seasons before taking over.

Kemper led the Herd through a great improvement in his second season. He has brought some added excitement to the program as the attendance average for Marshall rose from 641 in 2016-17 to 1,153 in 2018-19. Kemper's 2019 recruiting class also ranked in the top 60 nationally.

After going 9-20 overall and 3-13 in C-USA in 2017-18, Marshall was predicted to finish 13th in the Conference USA 2018-19 preseason polls. Instead, the Herd rolled out an 8-win improvement overall and 7-wins better in conference play finishing 17-15 and 10-6 in C-USA, securing the No. 6 seed in the tournament. The 10 conference victories were the most C-USA wins for Marshall in program history. Following the conference tournament, the Herd earned a berth in the WBI, just the fourth postseason trip in program history. Marshall won its first round game 67-64 at Davidson before falling in the second round.

Following the 2019-20 season, Kemper increased his overall record to 39-52.

During the 2018-19 season, Marshall was fifth in the conference in points per game (67.3) and led the league in 3-point field goals made per game in conference action (8.9). The Herd also saw an increase in defensive production as Marshall was ranked 13th in C-USA in field goal percentage allowed in 2017-18 but jumped up to fifth in 2018-19. The Herd saw senior Taylor Porter honored twice as a Conference USA Player of the Week including once after breaking the Marshall single-game record draining 10 3-pointers in the senior day win over FIU.

Senior Shayna Gore was named First Team All-Conference USA. Gore was previously honored as Second Team All-Conference USA in 2017-18. The senior guard capped off her prestigious career under the guide of Kemper as just the third player in program history to score over 2,000 points (2,081). Her name can be found all throughout the record book including the program's all-time leader in 3-point field goals made with 303, more than twice the previous record of 146.

The Herd reached some other milestones in 2018-19 including earning a three-overtime victory at home against Louisiana Tech (Jan. 24). It was one of three overtime victories in 2018-19 after going 131 games – second-longest active streak in the NCAA at the time – without even playing an overtime contest. Marshall also earned its first win over Charlotte in the last 10 meetings (Jan. 5) and the team's first ever win over Middle Tennessee (Feb. 16) as Marshall was previously 0-8 against the Blue Raiders.

Kemper's teams have had major success in the classroom as well with seven college graduates over the last two years. The team's overall grade point average in 2017-18 was 3.23 and climbed up to 3.28 in 2018-19. His players have been honored 18 times on the Conference USA Commissioner's Honor Roll (cumulative GPA of 3.0 or better) and 11-time recipients of the C-USA Academic Medal for maintaining a GPA of 3.75 or higher.

During his first five seasons at Marshall as an assistant coach, Kemper has assisted in rebuilding a program that progressively increased its win total over the first four seasons - from 9 to 11

to 17 to 21 wins in the 2015-16 season. That 2015-16 win total was the most for Thundering Herd Women's Basketball in 29 seasons and, for the first time in school history, yielded a first-team All-Conference USA student-athlete for Marshall in Leah Scott.

He helped lead Marshall to two of only three postseason berths in the program's NCAA history, including its first postseason win in 2014-15 (WBI) and WNIT berth in 2015-16.

Kemper has also been heavily involved in the Thundering Herd's recruiting and academic success, helping sign the 34th-ranked class in 2017 and its group in 2015, which came in 52nd.

In the classroom, the program has placed 28 members on the Conference USA Commissioner's Honor Roll (3.0 cumulative GPA or better) and three more were given the Commissioner's Academic Medal (3.75).

Kemper came to Marshall from Central Arkansas, where he coached with now-former Marshall head coach Matt Daniel for three seasons. At UCA, Kemper helped the Sugar Bears to their first Division I conference title and three seasons of at least 21 wins. His tutelage of inside players helped gain two Southland Player of the Year honors and a Defensive Player of the Year.

Before joining the women's staff, Kemper served as an assistant coach for the Central Arkansas men's basketball program for four years.

Two professional players emerged from UCA during those seasons -- the leading scorer in Portugal's Proliga pro league in 2011, Nate Bowie, and professional center Durrell Nevels.

Prior to UCA, Kemper was an assistant coach at Hutchinson (Kansas) Community College - one of the nation's most successful junior college programs.

At Hutchinson, he oversaw day-to-day operations and directed the Blue Dragons' strength and conditioning efforts while also serving as a mathematics and physical education instructor.

The Logan, Kansas, native also held the head coaching spot at Quivira Heights High School in Bushton in 2003-04, guiding QHHS to a No. 1 seed to the regional tournament.

His coaching career began in 2002-03 as an assistant at Hill City (Kansas) High School. Kemper received a bachelor's degree in finance from Fort Hays State University in 2001 and a BBA in Business Education in 2003. He also earned a master's degree in organizational leadership from Fort Hays in 2008.

Kemper and his wife Sandra, a professor at Marshall in the Communications Disorders Department, live in Huntington with sons Brayden and Landry and daughter Jolie.





0 Kia Sivils

5-7 | G | Louisville, Ky.
Sacred Heart HS

Opponent	Date	gs	min	Total		3-Pointers		Free throws		Rebounds				pf	a	t/o	blk	stl	pts	avg	
				fg-fga	pct	3fg-fga	pct	ft-fa	pct	off	def	tot	avg								
RADFORD	12/6/20	*	31	1-3	.333	0-1	.000	0-2	.000	2	1	3	3.0	1	3	1	1	1	2	2.0	
at Kentucky	12/09/20	*	27	0-4	.000	0-1	.000	0-0	.000	0	1	1	2.0	2	0	3	0	0	0	1.0	
LOUISIANA TECH	1/1/21		dnp	-	-	-	-	-	-	-	-	-	-	-	-	-	-	-	-	-	
LOUISIANA TECH	1/2/21		dnp	-	-	-	-	-	-	-	-	-	-	-	-	-	-	-	-	-	
WKU	1/14/21		19	0-2	.000	0-1	.000	0-0	.000	2	2	4	2.7	2	1	1	2	0	0	0.7	
at Western Ky.	01/17/21		13	0-1	.000	0-1	.000	1-2	.500	0	0	0	2.0	0	0	1	0	1	1	0.8	
FIU	1/22/21		24	2-4	.500	1-2	.500	1-2	.500	3	2	5	2.6	0	1	1	0	2	6	1.8	
FIU	1/23/21		24	0-1	.000	0-1	.000	0-2	.000	0	4	4	2.8	1	1	0	0	0	0	1.5	
OLD DOMINION	2/5/21		dnp	-	-	-	-	-	-	-	-	-	-	-	-	-	-	-	-	-	
OLD DOMINION	2/6/21		dnp	-	-	-	-	-	-	-	-	-	-	-	-	-	-	-	-	-	
RICE	2/20/21		20	0-0	.000	0-0	.000	0-0	.000	0	1	1	2.6	1	1	0	0	2	0	1.3	
RICE	2/21/21		22	1-1	1.000	0-0	.000	1-2	.500	0	1	1	2.4	0	0	1	0	1	3	1.5	
at North Texas	02/26/21		27	1-4	.250	0-1	.000	0-0	.000	2	1	3	2.4	2	1	1	0	2	2	1.6	
at North Texas	02/27/21		25	2-4	.500	0-1	.000	1-1	1.000	3	1	4	2.6	3	1	1	0	0	5	1.9	
at Middle Tenn.	03/04/21	*	18	2-5	.400	0-2	.000	0-0	.000	2	1	3	2.6	4	1	1	0	0	4	2.1	
at Middle Tenn.	03/05/21	*	21	0-0	.000	0-0	.000	0-0	.000	4	4	8	3.1	4	2	2	0	0	0	1.9	
Totals			4	271	9-29	.310	1-11	.091	4-11	.364	18	19	37	3.1	20	12	13	3	9	23	1.9

CAREER HIGHS

POINTS

S:..... 6 vs. FIU, 1/22/21

C: 16 (2x) last vs. ODU, 2/22/20

FIELD GOALS

S:..... 2 3x, last at MT, 3/4/21

C: 7 at North Texas, 1/4/20

FGA

S:..... 5 at MT, 3/4/21

C: 8 at Bowling Green, 11/13/18

3-POINTERS

S:..... 1 vs. FIU, 1/22/21

C: 3 vs. ODU, 2/22/20

3PTA

S:..... 2 twice, last at MT, 3/4/21

C: 3 (2x) last vs. ODU, 2/22/20

FREE THROWS

S:..... 1 3x, last at NT, 2/27/21

C: 3 at Wisconsin, 12/4/18

FTA

S:..... 2 3x, last vs. FIU, 1/22/21

C: 4 (4x) last at Rutgers, 12/15/19

REBOUNDS

S:..... 8 at MT, 3/5/21

C: 8 twice, last at MT, 3/5/21

ASSISTS

S:..... 3 vs. Radford, 12/6/20

C: 5 (2x) last at USM, 2/6/20

BLOCKS

S:..... 2 vs. WKU, 1/14/21

C: 2 (3x) last vs. WKU, 1/14/21

STEALS

S:..... 2 twice, last at NT, 2/26/21

C: 5 (2x) last vs. UTEP, 2/15/20

MINUTES

S:..... 31 vs. Radford, 12/6/20

C: 32 vs. Evansville, 11/29/18

Games played: 12
Minutes/game: 22.6
Points/game: 1.9
FG Pct: 31.0
3FG Pct: 9.1
FT Pct: 36.4

Rebounds/game: 3.1
Assists/game: 1.0
Turnovers/game: 1.1
Assist/turnover ratio: 0.9
Steals/game: 0.8
Blocks/game: 0.3

Career Superlatives

	Sea.	Car.
10+ Pts:	0	3
20+ Pts:	0	0
5+ Rebs:	2	9
10+ Rebs:	0	0
5+ Asts:	0	2
2+ Blks:	1	3
2+ Stls:	3	18
Double-Double:	0	0



CAREER STATISTICS

			Total		3-Point		F-Throws		Rebounds											Scoring	
Season	gp-gs	min/avg	fg-fga	pct	fg-fga	pct	ft-fa	pct	off	def	tot	avg	pf	fo	ast	to	blk	stl	pts	avg	
2018-19	32-0	653/20.4	43-111	.387	6-23	.261	15-31	.484	54	45	99	3.1	54	0	37	33	7	28	107	3.3	
2019-20	28-6	635/22.7	41-94	.436	6-20	.300	15-33	.455	32	34	66	2.4	61	0	34	19	9	29	103	3.7	
2020-21	12-4	271/22.6	9-29	.310	1-11	.091	4-11	.364	18	19	37	3.1	20	0	12	13	3	9	23	1.9	
TOTAL	72-10	1559/21.7	93-234	.397	13-54	.241	34-75	.453	104	98	202	2.8	135	0	83	65	19	66	233	3.2	



1 Christiana McLean

5-6 | G | Wake Forest, N.C
Heritage HS

CAREER HIGHS

POINTS

S:.....
C:

FIELD GOALS

S:.....
C:

FGA

S:.....
C:

3-POINTERS

S:.....
C:

3PTA

S:.....
C:

FREE THROWS

S:.....
C:

FTA

S:.....
C:

REBOUNDS

S:.....
C:

ASSISTS

S:.....
C:

BLOCKS

S:.....
C:

STEALS

S:.....
C:

MINUTES

S:.....
C:

Redshirted the 2019-20 season.

Career Superlatives

	Sea.	Car.
10+ Pts:	0	0
20+ Pts:	0	0
5+ Rebs:	0	0
10+ Rebs:	0	0
5+ Asts:	0	0
2+ Blks:	0	0
2+ Stls:	0	0
Double-Double:	0	0



CAREER STATISTICS



2 Kristen Mayo

5-5 | G | Grayson, Ky.
East Carter HS

CAREER HIGHS

POINTS

S:..... 18 vs. WKU, 1/14/21
C: 22 vs. USM, 3/11/20

FIELD GOALS

S:..... 7 vs. WKU, 1/14/21
C: 8 (2x) last vs. BGSU, 12/7/19

FGA

S:..... 12 vs. FIU, 1/23/21
C: 14 (3x) last vs. USM, 3/11/20

3-POINTERS

S:..... 4 vs. FIU, 1/23/21
C: 6 vs. Coppin State, 12/1/18

3PTA

S:..... 8 vs. FIU, 1/23/21
C: 10 vs. Bowling Green, 12/7/19

FREE THROWS

S:..... 5 twice, last vs. Rice, 2/21/21
C: 7 at Charlotte, 1/16/20

FTA

S:..... 6 twice, last vs. Rice, 2/21/21
C: 9 (2x) last vs. USM, 3/11/20

REBOUNDS

S:..... 6 twice, last at NT, 2/26/21
C: 8 at UTEP, 1/31/19

ASSISTS

S:..... 4 vs. WKU, 1/14/21
C: . 8 (2x) last vs. Tenn. St. 12/15/18

BLOCKS

S:.....
C: 1 (6) last vs. WKU, 1/25/20

STEALS

S:..... 3 vs. Radford, 12/6/20
C: 5 vs. KCU, 11/5/19

MINUTES

S:..... 35 twice, last vs. Rice, 2/21/21
C: 43 vs. LA Tech, 1/24/19

Opponent	Date	gs	min	Total		3-Pointers		Free throws		Rebounds				pf	a	t/o	blk	stl	pts	avg
				fg-fga	pct	3fg-fga	pct	ft-fa	pct	off	def	tot	avg							
RADFORD	12/6/20	*	29	1-8	.125	0-3	.000	5-6	.833	0	6	6	6.0	2	3	1	0	3	7	7.0
at Kentucky	12/09/20	*	31	1-7	.143	0-4	.000	1-2	.500	0	3	3	4.5	2	1	3	0	2	3	5.0
LOUISIANA TECH	1/1/21		dnp	-	-	-	-	-	-	-	-	-	-	-	-	-	-	-	-	-
LOUISIANA TECH	1/2/21		dnp	-	-	-	-	-	-	-	-	-	-	-	-	-	-	-	-	-
WKU	1/14/21	*	29	7-11	.636	2-6	.333	2-2	1.000	0	5	5	4.7	0	4	1	0	2	18	9.3
at Western Ky.	01/17/21	*	30	2-8	.250	2-7	.286	2-2	1.000	0	3	3	4.3	3	3	3	0	2	8	9.0
FIU	1/22/21	*	34	2-6	.333	2-5	.400	1-4	.250	0	3	3	4.0	2	2	0	0	1	7	8.6
FIU	1/23/21	*	33	5-12	.417	4-8	.500	0-0	.000	0	3	3	3.8	3	3	2	0	2	14	9.5
OLD DOMINION	2/5/21		dnp	-	-	-	-	-	-	-	-	-	-	-	-	-	-	-	-	-
OLD DOMINION	2/6/21		dnp	-	-	-	-	-	-	-	-	-	-	-	-	-	-	-	-	-
RICE	2/20/21	*	35	4-8	.500	3-6	.500	4-5	.800	0	3	3	3.7	1	2	1	0	1	15	10.3
RICE	2/21/21	*	35	2-9	.222	1-5	.200	5-6	.833	0	1	1	3.4	1	2	0	0	2	10	10.3
at North Texas	02/26/21	*	31	3-8	.375	3-6	.500	1-2	.500	0	6	6	3.7	3	2	3	0	0	10	10.2
at North Texas	02/27/21	*	32	3-10	.300	1-6	.167	4-4	1.000	1	4	5	3.8	1	1	2	0	2	11	10.3
Totals			10	30-87	.345	18-56	.321	25-33	.758	1	37	38	3.8	18	23	16	0	17	103	10.3

Games played: 10
Minutes/game: 31.9
Points/game: 10.3
FG Pct: 34.5
3FG Pct: 32.1
FT Pct: 75.8

Rebounds/game: 3.8
Assists/game: 2.3
Turnovers/game: 1.6
Assist/turnover ratio: 1.4
Steals/game: 1.7

Career Superlatives

	Sea.	Car.
10+ Pts:	6	41
20+ Pts:	0	3
5+ Rebs:	4	19
10+ Rebs:	0	0
5+ Asts:	0	11
2+ Blks:	0	0
2+ Stls:	6	37
Double-Double:	0	0



CAREER STATISTICS

			Total		3-Point		F-Throws		Rebounds										Scoring	
Season	gp-gs	min/avg	fg-fga	pct	fg-fga	pct	ft-fa	pct	off	def	tot	avg	pf	fo	ast	to	blk	stl	pts	avg
2017-18	29-25	821/28.3	70-214	.327	34-94	.362	31-42	.738	7	67	74	2.6	57	0	85	75	2	31	205	7.1
2018-19	32-31	963/30.1	79-220	.359	40-132	.303	37-41	.902	6	91	97	3.0	53	1	96	71	2	41	235	7.3
2019-20	30-30	931/31.0	108-307	.352	46-160	.288	65-92	.707	13	78	91	3.0	54	1	64	49	2	38	327	10.9
2020-21	10-10	319/31.9	30-87	.345	18-56	.321	25-33	.758	1	37	38	3.8	18	0	23	16	0	17	103	10.3
TOTAL	101-96	3034/30.0	287-828	.347	138-442	.312	158-208	.760	27	273	300	3.0	182	2	268	211	6	127	870	8.6



3 CC Mays

5-8 | G | Tampa, Fla.
Seffner Christian Academy

CAREER HIGHS

POINTS

S:.....11 at Charlotte, 1/9/21

C:11 at Charlotte, 1/9/21

FIELD GOALS

S:.....5 at Charlotte, 1/9/21

C:5 at Charlotte, 1/9/21

FGA

S:.....14 at Charlotte, 1/9/21

C:14 at Charlotte, 1/9/21

3-POINTERS

S:..... 1 at #9 Kentucky, 12/9/20

C: 1 at #9 Kentucky, 12/9/20

3PTA

S:..... 3 at #9 Kentucky, 12/9/20

C: 3 at #9 Kentucky, 12/9/20

FREE THROWS

S:..... 3 twice, last vs. WKU, 1/14/21

C: 3 twice, last vs. WKU, 1/14/21

FTA

S:.....5 vs. ODU, 2/6/21

C:5 vs. ODU, 2/6/21

REBOUNDS

S:.....13 at Charlotte, 1/9/21

C:13 at Charlotte, 1/9/21

ASSISTS

S:..... 3 5x, last at MT, 3/5/21

C: 3 5x, last at MT, 3/5/21

BLOCKS

S:.....

C:

STEALS

S:.....4 vs. ODU, 2/6/21

C:4 vs. ODU, 2/6/21

MINUTES

S:.....39 vs. ODU, 2/6/21

C:39 vs. ODU, 2/6/21

Opponent	Date	gs	min	Total		3-Pointers		Free throws		Rebounds				pf	a	t/o	blk	stl	pts	avg	
				fg-fga	pct	3fg-fga	pct	ft-fa	pct	off	def	tot	avg								
RADFORD	12/6/20	*	26	2-8	.250	0-2	.000	0-2	.000	3	2	5	5.0	2	2	0	0	1	4	4.0	
at Kentucky	12/09/20	*	19	1-4	.250	1-3	.333	3-4	.750	0	1	1	3.0	5	1	1	0	0	6	5.0	
LOUISIANA TECH	1/1/21		16	0-2	.000	0-0	.000	0-0	.000	0	1	1	2.3	5	0	3	0	0	0	3.3	
LOUISIANA TECH	1/2/21		20	3-7	.429	0-0	.000	2-2	1.000	2	3	5	3.0	1	3	2	0	0	8	4.5	
at Charlotte	01/08/21		25	2-8	.250	0-2	.000	2-3	.667	0	2	2	2.8	3	2	3	0	3	6	4.8	
at Charlotte	01/09/21		28	5-14	.357	0-1	.000	1-3	.333	6	7	13	4.5	5	3	1	0	2	11	5.8	
WKU	1/14/21		17	2-3	.667	0-0	.000	3-4	.750	1	2	3	4.3	2	3	2	0	1	7	6.0	
at Western Ky.	01/17/21		10	1-3	.333	0-0	.000	0-0	.000	0	2	2	4.0	3	1	2	0	0	2	5.5	
FIU	1/22/21		12	0-3	.000	0-0	.000	0-2	.000	0	1	1	3.7	1	0	2	0	0	0	4.9	
FIU	1/23/21		8	1-2	.500	0-0	.000	2-2	1.000	1	2	3	3.6	0	0	1	0	2	4	4.8	
OLD DOMINION	2/5/21	*	20	0-3	.000	0-0	.000	0-0	.000	2	1	3	3.5	3	2	2	0	0	0	4.4	
OLD DOMINION	2/6/21	*	39	3-8	.375	0-1	.000	2-5	.400	0	7	7	3.8	4	3	2	0	4	8	4.7	
RICE	2/20/21		13	0-1	.000	0-1	.000	0-0	.000	2	0	2	3.7	4	1	0	0	0	0	4.3	
RICE	2/21/21		8	0-3	.000	0-0	.000	0-0	.000	0	2	2	3.6	0	0	1	0	1	0	4.0	
at North Texas	02/26/21		4	0-1	.000	0-1	.000	0-0	.000	0	1	1	3.4	4	1	3	0	1	0	3.7	
at North Texas	02/27/21		9	0-1	.000	0-0	.000	0-0	.000	0	3	3	3.4	0	1	1	0	2	0	3.5	
at Middle Tenn.	03/04/21		26	3-9	.333	0-0	.000	0-0	.000	4	1	5	3.5	1	0	1	0	0	6	3.6	
at Middle Tenn.	03/05/21		21	1-4	.250	0-2	.000	1-2	.500	3	4	7	3.7	4	3	2	0	0	3	3.6	
Totals			4	321	24-84	.286	1-13	.077	16-29	.552	24	42	66	3.7	47	26	29	0	17	65	3.6

Games played: 18

Minutes/game: 17.8

Points/game: 3.6

FG Pct: 28.6

3FG Pct: 7.7

FT Pct: 55.2

Rebounds/game: 3.7

Assists/game: 1.4

Turnovers/game: 1.6

Assist/turnover ratio: 0.9

Steals/game: 0.9

Career Superlatives

	Sea.	Car.
10+ Pts:	1	1
20+ Pts:	0	0
5+ Rebs:	6	6
10+ Rebs:	1	1
5+ Asts:	0	0
2+ Blks:	0	0
2+ Stls:	4	4
Double-Double:	1	1



CAREER STATISTICS

			Total		3-Point		F-Throws		Rebounds											Scoring	
Season	gp-gs	min/avg	fg-fga	pct	fg-fga	pct	ft-fa	pct	off	def	tot	avg	pf	fo	ast	to	blk	stl	pts	avg	
2020-21	18-4	321/17.8	24-84	.286	1-13	.077	16-29	.552	24	42	66	3.7	47	3	26	29	0	17	65	3.6	
TOTAL	18-4	321/17.8	24-84	.286	1-13	.077	16-29	.552	24	42	66	3.7	47	3	26	29	0	17	65	3.6	



4 Savannah Wheeler

5-6 | G | Catlettsburg, Ky.

Boyd County HS

CAREER HIGHS

POINTS

S: 35 vs. ODU, 2/6/21

C: 35 vs. ODU, 2/6/21

FIELD GOALS

S: 8 vs. ODU, 2/6/21

C: 9 vs. FAU, 2/1/20

FGA

S: 18 vs. FIU, 1/22/21

C: 18 vs. FIU, 1/22/21

3-POINTERS

S: 4 vs. ODU, 2/6/21

C: 5 vs. Norfolk State, 11/9/19

3PTA

S: 10 vs. LA Tech, 1/2/21

C: 10 vs. LA Tech, 1/2/21

FREE THROWS

S: 15 vs. ODU, 2/6/21

C: 15 vs. ODU, 2/6/21

FTA

S: 18 vs. ODU, 2/6/21

C: 18 vs. ODU, 2/6/21

REBOUNDS

S: 11 vs. Louisiana Tech, 1/1/21

C: 11 vs. Louisiana Tech, 1/1/21

ASSISTS

S: 6 vs. WKU, 1/14/21

C: 7 vs. Bowling Green, 12/7/19

BLOCKS

S: 1 vs. Radford, 12/6/20

C: 1 (5x) last vs. Radford, 12/6/20

STEALS

S: 3 twice, last at MT, 3/4/21

C: 5 at Evansville, 11/24/19

MINUTES

S: 43 vs. ODU, 2/6/21

C: 43 vs. ODU, 2/6/21

				Total		3-Pointers		Free throws		Rebounds											
Opponent	Date	gs	min	fg-fga	pct	3fg-fga	pct	ft-fga	pct	off	def	tot	avg	pf	a	t/o	blk	stl	pts	avg	
RADFORD	12/6/20	*	27	7-16	.438	3-9	.333	8-12	.667	0	3	3	3.0	0	1	1	1	2	25	25.0	
at Kentucky	12/09/20	*	28	2-10	.200	0-5	.000	5-6	.833	1	2	3	3.0	0	1	1	0	1	9	17.0	
LOUISIANA TECH	1/1/21	*	41	1-7	.143	0-4	.000	5-6	.833	2	9	11	5.7	2	5	7	0	3	7	13.7	
LOUISIANA TECH	1/2/21	*	31	3-10	.300	3-10	.300	7-8	.875	0	2	2	4.8	2	1	2	0	1	16	14.3	
at Charlotte	01/08/21	*	33	4-11	.364	1-3	.333	7-9	.778	1	2	3	4.4	2	2	4	0	0	16	14.6	
at Charlotte	01/09/21	*	42	4-10	.400	1-3	.333	2-3	.667	1	1	2	4.0	2	3	5	0	0	11	14.0	
WKU	1/14/21	*	28	7-16	.438	3-7	.429	3-4	.750	1	2	3	3.9	0	6	0	0	0	20	14.9	
at Western Ky.	01/17/21	*	35	7-14	.500	3-7	.429	7-7	1.000	3	1	4	3.9	5	3	5	0	1	24	16.0	
FIU	1/22/21	*	34	7-18	.389	1-4	.250	5-5	1.000	0	3	3	3.8	1	4	2	0	2	20	16.4	
FIU	1/23/21	*	37	4-7	.571	0-1	.000	7-8	.875	0	3	3	3.7	2	1	4	0	2	15	16.3	
OLD DOMINION	2/5/21	*	39	6-17	.353	1-6	.167	5-6	.833	1	3	4	3.7	3	3	0	0	0	18	16.5	
OLD DOMINION	2/6/21	*	43	8-16	.500	4-7	.571	15-18	.833	1	5	6	3.9	3	1	5	0	0	35	18.0	
RICE	2/20/21	*	31	3-13	.231	1-7	.143	0-0	.000	0	4	4	3.9	1	3	2	0	0	7	17.2	
RICE	2/21/21	*	37	7-13	.538	4-6	.667	7-7	1.000	0	3	3	3.9	3	4	0	0	1	25	17.7	
at North Texas	02/26/21	*	34	4-12	.333	2-6	.333	6-6	1.000	0	1	1	3.7	2	3	4	0	0	16	17.6	
at North Texas	02/27/21	*	33	2-12	.167	1-6	.167	2-2	1.000	1	4	5	3.8	4	4	2	0	0	7	16.9	
at Middle Tenn.	03/04/21	*	33	7-13	.538	2-6	.333	6-7	.857	0	6	6	3.9	1	3	5	0	3	22	17.2	
at Middle Tenn.	03/05/21	*	33	5-16	.313	3-9	.333	0-0	.000	0	6	6	4.0	2	0	1	0	0	13	17.0	
Totals			18	619	88-231	.381	33-106	.311	97-114	.851	12	60	72	4.0	35	48	50	1	16	306	17.0

Games played: 18

Minutes/game: 34.4

Points/game: 17.0

FG Pct: 38.1

3FG Pct: 31.1

FT Pct: 85.1

Rebounds/game: 4.0

Assists/game: 2.7

Turnovers/game: 2.8


Assist/turnover ratio: 1.0

Steals/game: 0.9

Blocks/game: 0.1

Career Superlatives

	Sea.	Car.
10+ Pts:	14	38
20+ Pts:	6	8
5+ Rebs:	5	12
10+ Rebs:	1	1
5+ Asts:	2	6
2+ Blks:	0	0
2+ Stls:	5	17
Double-Double:	0	0



CAREER STATISTICS

Season	gp-gs	min/avg	Total		3-Point		F-Throws		Rebounds				Scoring					
			fg-fga	pct	fg-fga	pct	ft-fga	pct	off	def	tot	avg	pf	fo	ast	to	blk	stl
2019-20	30-17	873/29.1	113-290	.390	47-140	.336	130-155	.839	19	77	96	3.2	89	3	83	74	4	41
2020-21	18-18	619/34.4	88-231	.381	33-106	.311	97-114	.851	12	60	72	4.0	35	1	48	50	1	16
TOTAL	48-35	1492/31.1	201-521	.386	80-246	.325	227-269	.844	31	137	168	3.5	124	4	131	124	5	57



5 Samantha LaFon

6-0 | F | Chesapeake, Ohio
Ironton HS

Opponent	Date	gs	min	Total		3-Pointers		Free throws		Rebounds				pf	a	t/o	blk	stl	pts	avg
				fg-fga	pct	3fg-fga	pct	ft-fa	pct	off	def	tot	avg							
LOUISIANA TECH	1/1/21		dnp	-	-	-	-	-	-	-	-	-	-	-	-	-	-	-	-	-
LOUISIANA TECH	1/2/21		dnp	-	-	-	-	-	-	-	-	-	-	-	-	-	-	-	-	-
WKU	1/14/21		dnp	-	-	-	-	-	-	-	-	-	-	-	-	-	-	-	-	-
FIU	1/22/21	1		0-0	.000	0-0	.000	1-2	.500	1	0	1	1.0	0	0	0	0	0	1	1.0
FIU	1/23/21	1		1-1	1.000	0-0	.000	0-0	.000	0	0	0	0.5	1	0	0	0	0	2	1.5
OLD DOMINION	2/5/21		dnp	-	-	-	-	-	-	-	-	-	-	-	-	-	-	-	-	-
OLD DOMINION	2/6/21		dnp	-	-	-	-	-	-	-	-	-	-	-	-	-	-	-	-	-
RICE	2/20/21	7		0-3	.000	0-0	.000	0-0	.000	1	1	2	1.0	2	0	0	0	0	0	1.0
RICE	2/21/21		dnp	-	-	-	-	-	-	-	-	-	-	-	-	-	-	-	-	-
at Middle Tenn.	03/04/21	5		0-0	.000	0-0	.000	0-0	.000	0	1	1	1.0	4	0	0	0	0	0	0.8
at Middle Tenn.	03/05/21	1		0-0	.000	0-0	.000	0-0	.000	0	0	0	0.8	0	0	0	0	0	0	0.6
Totals		0	15	1-4	.250	0-0	.000	1-2	.500	2	2	4	0.8	7	0	0	0	0	3	0.6

Games played: 5

Rebounds/game: 0.8

Minutes/game: 3.0

Points/game: 0.6

FG Pct: 25.0

FT Pct: 50.0

CAREER HIGHS

POINTS

S: 2 vs. FIU, 1/23/21

C: 2 vs. FIU, 1/23/21

FIELD GOALS

S: 1 vs. FIU, 1/23/21

C: 1 vs. FIU, 1/23/21

FGA

S: 3 vs. Rice, 2/20/21

C: 3 vs. Rice, 2/20/21

3-POINTERS

S:

C:

3PTA

S:

C:

FREE THROWS

S: 1 vs. FIU, 1/22/21

C: 1 vs. FIU, 1/22/21

FTA

S: 2 vs. FIU, 1/22/21

C: 2 vs. FIU, 1/22/21

REBOUNDS

S: 2 vs. Rice, 2/20/21

C: 2 vs. Rice, 2/20/21

ASSISTS

S:

C:

BLOCKS

S:

C:

STEALS

S:

C:

MINUTES

S: 7 vs. Rice, 2/20/21

C: 7 vs. Rice, 2/20/21

Career Superlatives

	Sea.	Car.
10+ Pts:	0	0
20+ Pts:	0	0
5+ Rebs:	0	0
10+ Rebs:	0	0
5+ Asts:	0	0
2+ Blks:	0	0
2+ Stls:	0	0
Double-Double:	0	0

CAREER STATISTICS

Season	gp-gs	min/avg	Total		3-Point		F-Throws		Rebounds				Scoring					
			fg-fga	pct	fg-fga	pct	ft-fa	pct	off	def	tot	avg	pf	fo	ast	to	blk	stl
2020-21	5-0	15/3.0	1-4	.250	0-0	.000	1-2	.500	2	2	4	0.8	7	0	0	0	0	0
TOTAL	5-0	15/3.0	1-4	.250	0-0	.000	1-2	.500	2	2	4	0.8	7	0	0	0	0	0



11 Ksenija Mitric

5-8 | G | Banja Luka, Bosnia & Herzegovina | Celje Basketball Club

Opponent	Date	gs	min	Total		3-Pointers		Free throws		Rebounds				pf	a	t/o	blk	stl	pts	avg
				fg-fga	pct	3fg-fga	pct	ft-fa	pct	off	def	tot	avg							
RADFORD	12/6/20		22	3-10	.300	2-6	.333	0-0	.000	0	2	2	2.0	1	3	0	0	0	8	8.0
at Kentucky	12/09/20		17	0-4	.000	0-4	.000	0-0	.000	0	2	2	2.0	0	3	3	0	0	0	4.0
Totals		0	39	3-14	.214	2-10	.200	0-0	.000	0	4	4	2.0	1	6	3	0	0	8	4.0

Games played: 2
Minutes/game: 19.5
Points/game: 4.0
FG Pct: 21.4
3FG Pct: 20.0

Rebounds/game: 2.0
Assists/game: 3.0
Turnovers/game: 1.5
Assist/turnover ratio: 2.0

CAREER HIGHS

POINTS
S:.....8 vs. Radford, 12/6/20
C:Same

FIELD GOALS
S:.....3 vs. Radford, 12/6/20
C:Same

FGA
S:.....10 vs. Radford, 12/6/20
C:Same

3-POINTERS
S:.....2 vs. Radford, 12/6/20
C:Same

3PTA
S:.....6 vs. Radford, 12/6/20
C:Same

FREE THROWS
S:.....
C:

FTA
S:.....
C:

REBOUNDS
S:2 (2x) last at #9 Kentucky, 12/9/20
C:Same

ASSISTS
S:3 (2x) last at #9 Kentucky, 12/9/20
C:Same

BLOCKS
S:.....
C:

STEALS
S:.....
C:

MINUTES
S:.....22 vs. Radford, 12/6/20
C:Same

Career Superlatives		
	Sea.	Car.
10+ Pts:	0	0
20+ Pts:	0	0
5+ Rebs:	0	0
10+ Rebs:	0	0
5+ Asts:	0	0
2+ Blks:	0	0
2+ Stls:	0	0
Double-Double:	0	0



CAREER STATISTICS																				
			Total		3-Point		F-Throws		Rebounds										Scoring	
Season	gp-gs	min/avg	fg-fga	pct	fg-fga	pct	ft-fa	pct	off	def	tot	avg	pf	fo	ast	to	blk	stl	pts	avg
2020-21	2-0	39/19.5	3-14	.214	2-10	.200	0-0	.000	0	4	4	2.0	1	0	6	3	0	0	8	4.0
TOTAL	2-0	39/19.5	3-14	.214	2-10	.200	0-0	.000	0	4	4	2.0	1	0	6	3	0	0	8	4.0



20 Taylor Pearson

5-7 | F | Columbus, Ohio
Northland HS

CAREER HIGHS

POINTS

S:..... 16 vs. Louisiana Tech, 1/1/21
C:24 at WKU, 2/20/20

FIELD GOALS

S:..... 6 vs. Louisiana Tech, 1/1/21
C:10 at WKU, 2/20/20

FGA

S:..... 11 2x, last at Charlotte, 1/8/21
C:15 at WKU, 2/20/20

3-POINTERS

S:.....3 twice, last vs. Rice, 2/21/21
C:6 at USM, 2/6/20

3PTA

S:..... 8 vs. Louisiana Tech, 1/1/21
C:9 at USM, 2/6/20

FREE THROWS

S:.....6 at MT, 3/5/21
C: 6 (4x) last at MT, 3/5/21

FTA

S:.....6 at MT, 3/5/21
C:8 (2x) last vs. WKU, 1/25/20

REBOUNDS

S:..... 7 twice, last at MT, 3/5/21
C: 12 (2x) last vs. UTEP, 3/13/19

ASSISTS

S:.....5 vs. ODU, 2/5/21
C: 5 (3x) last vs. ODU, 2/5/21

BLOCKS

S:..... 2 vs. Louisiana Tech, 1/1/21
C: .. 2 twice, last vs. LA Tech, 1/1/21

STEALS

S:.....2 at Charlotte, 1/8/21
C:3 vs. KCU, 12/18/19

MINUTES

S:..... 41 vs. Louisiana Tech, 1/1/21
C: 44 vs. UTEP, 3/13/19

Opponent	Date	gs	min	Total		3-Pointers		Free throws		Rebounds											
				fg-fga	pct	3fg-fga	pct	ft-fa	pct	off	def	tot	avg	pf	a	t/o	blk	stl	pts	avg	
RADFORD	12/6/20		dnp	-	-	-	-	-	-	-	-	-	-	-	-	-	-	-	-	-	
LOUISIANA TECH	1/1/21	*	41	6-11	.545	3-8	.375	1-2	.500	0	6	6	6.0	1	3	1	2	0	16	16.0	
LOUISIANA TECH	1/2/21	*	33	3-9	.333	1-4	.250	3-4	.750	1	3	4	5.0	4	1	4	0	1	10	13.0	
at Charlotte	01/08/21	*	31	3-10	.300	0-4	.000	1-1	1.000	0	3	3	4.3	2	2	2	0	2	7	11.0	
at Charlotte	01/09/21	*	38	2-11	.182	0-4	.000	1-2	.500	0	6	6	4.8	4	1	4	0	1	5	9.5	
WKU	1/14/21	*	23	4-8	.500	2-4	.500	0-0	.000	0	4	4	4.6	2	2	1	1	0	10	9.6	
at Western Ky.	01/17/21	*	31	2-10	.200	1-5	.200	0-0	.000	0	2	2	4.2	1	2	3	0	1	5	8.8	
FIU	1/22/21	*	29	2-9	.222	1-6	.167	4-4	1.000	2	3	5	4.3	1	0	4	0	0	9	8.9	
FIU	1/23/21	*	29	1-5	.200	1-3	.333	2-2	1.000	2	2	4	4.3	3	3	4	1	1	5	8.4	
OLD DOMINION	2/5/21	*	37	3-8	.375	1-4	.250	2-2	1.000	0	2	2	4.0	1	5	3	0	1	9	8.4	
OLD DOMINION	2/6/21	*	39	2-8	.250	1-5	.200	1-2	.500	0	3	3	3.9	0	3	2	0	1	6	8.2	
RICE	2/20/21	*	28	1-8	.125	1-7	.143	0-0	.000	2	0	2	3.7	2	0	5	1	2	3	7.7	
RICE	2/21/21	*	31	3-7	.429	3-4	.750	1-2	.500	0	7	7	4.0	2	3	1	0	0	10	7.9	
at North Texas	02/26/21	*	30	1-4	.250	0-2	.000	2-2	1.000	0	5	5	4.1	1	1	1	1	1	4	7.6	
at North Texas	02/27/21	*	32	3-8	.375	2-4	.500	4-5	.800	1	1	2	3.9	0	0	2	0	0	12	7.9	
at Middle Tenn.	03/04/21	*	22	3-4	.750	1-2	.500	0-0	.000	0	4	4	3.9	4	4	2	0	0	7	7.9	
at Middle Tenn.	03/05/21	*	31	4-8	.500	1-4	.250	6-6	1.000	1	6	7	4.1	1	1	2	0	1	15	8.3	
Totals			16	505	43-128	.336	19-70	.271	28-34	.824	9	57	66	4.1	29	31	41	6	12	133	8.3

Games played: 16

Minutes/game: 31.6

Points/game: 8.3

FG Pct: 33.6

3FG Pct: 27.1

FT Pct: 82.4

Rebounds/game: 4.1

Assists/game: 1.9

Turnovers/game: 2.6

Assist/turnover ratio: 0.8

Steals/game: 0.8

Blocks/game: 0.4

Career Superlatives

	Sea.	Car.
10+ Pts:	6	36
20+ Pts:	0	2
5+ Rebs:	6	50
10+ Rebs:	0	3
5+ Asts:	1	3
2+ Blks:	2	3
2+ Stls:	2	14
Double-Double:	0	2



CAREER STATISTICS

			Total		3-Point		F-Throws		Rebounds										Scoring	
Season	gp-gs	min/avg	fg-fga	pct	fg-fga	pct	ft-fa	pct	off	def	tot	avg	pf	fo	ast	to	blk	stl	pts	avg
2017-18	29-4	572/19.7	54-140	.386	14-51	.275	40-55	.727	33	61	94	3.2	57	0	30	44	2	13	162	5.6
2018-19	30-26	742/24.7	68-188	.362	11-59	.186	28-53	.528	44	123	167	5.6	66	0	32	54	2	22	175	5.8
2019-20	30-28	885/29.5	111-262	.424	53-134	.396	58-79	.734	33	124	157	5.2	68	1	45	65	4	19	333	11.1
2020-21	16-16	505/31.6	43-128	.336	19-70	.271	28-34	.824	9	57	66	4.1	29	0	31	41	6	12	133	8.3
TOTAL	105-74	2704/25.8	276-718	.384	97-314	.309	154-221	.697	119	365	484	4.6	220	1	138	204	14	66	803	7.6



21 Sarah Liberatore

5-10 | G | Greensburg, Pa.
Hempfield Area HS

CAREER HIGHS

POINTS

S:..... 3 3x, last vs. WKU, 1/14/21

C:..... 3 3x, last vs. WKU, 1/14/21

FIELD GOALS

S:..... 1 4x, last vs. WKU, 1/14/21

C:..... 1 4x, last vs. WKU, 1/14/21

FGA

S:..... 3 vs. LA Tech, 1/1/21

C:..... 3 vs. LA Tech, 1/1/21

3-POINTERS

S:..... 1 3x, last at WKU, 1/8/21

C:..... 1 3x, last at WKU, 1/8/21

3PTA

S:.. 2 twice, last at Charlotte, 1/8/21

C:.. 2 twice, last at Charlotte, 1/8/21

FREE THROWS

S:.....

C:.....

FTA

S:..... 1 vs. LA Tech, 1/1/21

C:..... 1 vs. LA Tech, 1/1/21

REBOUNDS

S:..... 1 at Charlotte, 1/8/21

C:..... 1 at Charlotte, 1/8/21

ASSISTS

S:.....

C:.....

BLOCKS

S:.....

C:.....

STEALS

S:..... 1 vs. LA Tech, 1/1/21

C:..... 1 vs. LA Tech, 1/1/21

MINUTES

S:..... 13 at Charlotte, 1/8/21

C:..... 13 at Charlotte, 1/8/21

Opponent	Date	gs	min	Total		3-Pointers		Free throws		Rebounds				pf	a	t/o	blk	stl	pts	avg
				fg-fga	pct	3fg-fga	pct	ft-fa	pct	off	def	tot	avg							
RADFORD	12/6/20		5	0-1	.000	0-1	.000	0-0	.000	0	0	0	0.0	0	0	1	0	0	0	0.0
at Kentucky	12/09/20		2	0-0	.000	0-0	.000	0-0	.000	0	0	0	0.0	1	0	1	0	0	0	0.0
LOUISIANA TECH	1/1/21		9	1-3	.333	1-2	.500	0-0	.000	0	0	0	0.0	0	0	1	0	0	3	1.0
LOUISIANA TECH	1/2/21		8	1-2	.500	0-1	.000	0-1	.000	0	0	0	0.0	0	0	0	0	1	2	1.3
at Charlotte	01/08/21		13	1-2	.500	1-2	.500	0-0	.000	0	1	1	0.2	0	0	0	0	0	3	1.6
at Charlotte	01/09/21		4	0-0	.000	0-0	.000	0-0	.000	0	0	0	0.2	0	0	0	0	0	0	1.3
WKU	1/14/21		2	1-1	1.000	1-1	1.000	0-0	.000	0	0	0	0.1	0	0	0	0	0	3	1.6
FIU	1/22/21		1	0-0	.000	0-0	.000	0-0	.000	0	0	0	0.1	0	0	0	0	0	0	1.4
FIU	1/23/21		dnp	-	-	-	-	-	-	-	-	-	-	-	-	-	-	-	-	-
OLD DOMINION	2/5/21		1	0-0	.000	0-0	.000	0-0	.000	0	0	0	0.1	1	0	1	0	0	0	1.2
OLD DOMINION	2/6/21		dnp	-	-	-	-	-	-	-	-	-	-	-	-	-	-	-	-	-
RICE	2/20/21		dnp	-	-	-	-	-	-	-	-	-	-	-	-	-	-	-	-	-
RICE	2/21/21		dnp	-	-	-	-	-	-	-	-	-	-	-	-	-	-	-	-	-
at Middle Tenn.	03/04/21		2	0-1	.000	0-1	.000	0-0	.000	0	0	0	0.1	0	0	0	0	0	0	1.1
Totals		0	47	4-10	.400	3-8	.375	0-1	.000	0	1	1	0.1	2	0	4	0	1	11	1.1

Games played: 10

Minutes/game: 4.7

Points/game: 1.1

FG Pct: 40.0

3FG Pct: 37.5

FT Pct: 0.0

Rebounds/game: 0.1

Turnovers/game: 0.4

Steals/game: 0.1

Career Superlatives

	Sea.	Car.
10+ Pts:	0	0
20+ Pts:	0	0
5+ Rebs:	0	0
10+ Rebs:	0	0
5+ Asts:	0	0
2+ Blks:	0	0
2+ Stls:	0	0
Double-Double:	0	0



CAREER STATISTICS

			Total		3-Point		F-Throws		Rebounds											Scoring	
Season	gp-gs	min/avg	fg-fga	pct	fg-fga	pct	ft-fa	pct	off	def	tot	avg	pf	fo	ast	to	blk	stl	pts	avg	
2020-21	10-0	47/4.7	4-10	.400	3-8	.375	0-1	.000	0	1	1	0.1	2	0	0	4	0	1	11	1.1	
TOTAL	10-0	47/4.7	4-10	.400	3-8	.375	0-1	.000	0	1	1	0.1	2	0	0	4	0	1	11	1.1	



23 Alexis Johnson

5-10 | F | Southfield, Mich.
Southfield HS for the Arts & Tech.

CAREER HIGHS

POINTS

S:.....18 vs. ODU, 2/5/21
C:.....18 vs. ODU, 2/5/21

FIELD GOALS

S:.....9 vs. ODU, 2/5/21
C:.....9 vs. ODU, 2/5/21

FGA

S:.....16 at Charlotte, 1/9/21
C:.....16 at Charlotte, 1/9/21

3-POINTERS

S:.....2 at #9 Kentucky, 12/9/20
C:.....2 at #9 Kentucky, 12/9/20

3PTA

S:..4 twice, last at Charlotte, 1/9/21
C: 4 twice, last at Charlotte, 1/9/21

FREE THROWS

S:....2 twice, last vs. LA Tech, 1/1/21
C:.....2 (4x) last vs. LA Tech, 1/1/21

FTA

S:.....4 (twice), last vs. ODU, 2/6/21
C:.....4 (3x) last vs. ODU, 2/6/21

REBOUNDS

S:.....14 at Charlotte, 1/9/21
C:.....14 at Charlotte, 1/9/21

ASSISTS

S:.....2 twice, last vs. ODU, 2/6/21
C:.....2 twice, last vs. ODU, 2/6/21

BLOCKS

S:.....1 vs. ODU, 2/5/21
C:.....1 vs. ODU, 2/5/21

STEALS

S:.....3 at #9 Kentucky, 12/9/20
C:3 (2x) last at #9 Kentucky, 12/9/20

MINUTES

S:.....34 vs. LA Tech, 1/1/21
C:.....34 vs. LA Tech, 1/1/21

Opponent	Date	gs	min	Total		3-Pointers		Free throws		Rebounds				pf	a	t/o	blk	stl	pts	avg
				fg-fga	pct	3fg-fga	pct	ft-fa	pct	off	def	tot	avg							
RADFORD	12/6/20		21	6-11	.545	0-2	.000	0-2	.000	5	4	9	9.0	1	1	0	0	1	12	12.0
at Kentucky	12/09/20		25	6-9	.667	2-2	1.000	2-4	.500	2	2	4	6.5	3	0	1	0	3	16	14.0
LOUISIANA TECH	1/1/21	*	34	7-11	.636	0-1	.000	2-2	1.000	0	11	11	8.0	2	0	3	0	1	16	14.7
LOUISIANA TECH	1/2/21	*	29	2-6	.333	0-1	.000	0-0	.000	1	6	7	7.8	1	0	1	0	1	4	12.0
at Charlotte	01/08/21	*	25	4-7	.571	1-4	.250	0-0	.000	3	6	9	8.0	3	0	3	0	2	9	11.4
at Charlotte	01/09/21	*	31	5-16	.313	1-4	.250	0-1	.000	5	9	14	9.0	3	1	2	0	1	11	11.3
WKU	1/14/21		13	3-3	1.000	0-0	.000	0-0	.000	2	1	3	8.1	2	0	1	0	2	6	10.6
at Western Ky.	01/17/21		13	1-2	.500	0-0	.000	0-0	.000	0	0	0	7.1	4	1	0	0	1	2	9.5
FIU	1/22/21		dnp	-	-	-	-	-	-	-	-	-	-	-	-	-	-	-	-	-
FIU	1/23/21		dnp	-	-	-	-	-	-	-	-	-	-	-	-	-	-	-	-	-
OLD DOMINION	2/5/21		25	9-11	.818	0-1	.000	0-0	.000	2	6	8	7.2	4	2	4	1	0	18	10.4
OLD DOMINION	2/6/21		22	2-6	.333	0-0	.000	1-4	.250	3	5	8	7.3	0	2	1	0	1	5	9.9
RICE	2/20/21		12	0-2	.000	0-1	.000	1-2	.500	1	2	3	6.9	2	0	1	0	0	1	9.1
RICE	2/21/21		7	0-0	.000	0-0	.000	0-0	.000	0	0	0	6.3	2	1	0	0	1	0	8.3
at North Texas	02/26/21		11	1-3	.333	1-1	1.000	0-0	.000	1	5	6	6.3	0	1	3	0	0	3	7.9
at North Texas	02/27/21		12	1-3	.333	1-2	.500	0-0	.000	0	1	1	5.9	1	0	1	0	0	3	7.6
at Middle Tenn.	03/04/21		12	2-3	.667	1-1	1.000	1-2	.500	1	2	3	5.7	4	0	1	0	0	6	7.5
at Middle Tenn.	03/05/21		21	5-11	.455	0-3	.000	0-2	.000	2	7	9	5.9	3	0	1	0	1	10	7.6
Totals		4	313	54-104	.519	7-23	.304	7-19	.368	28	67	95	5.9	35	9	23	1	15	122	7.6

Games played: 16

Minutes/game: 19.6

Points/game: 7.6

FG Pct: 51.9

3FG Pct: 30.4

FT Pct: 36.8

Rebounds/game: 5.9

Assists/game: 0.6

Turnovers/game: 1.4

Assist/turnover ratio: 0.4

Steals/game: 0.9

Blocks/game: 0.1

Career Superlatives

	Sea.	Car.
10+ Pts:	6	6
20+ Pts:	0	0
5+ Rebs:	9	9
10+ Rebs:	2	2
5+ Asts:	0	0
2+ Blks:	0	0
2+ Stls:	3	4
Double-Double:	2	2



CAREER STATISTICS

			Total		3-Point		F-Throws		Rebounds										Scoring	
Season	gp-gs	min/avg	fg-fga	pct	fg-fga	pct	ft-fa	pct	off	def	tot	avg	pf	fo	ast	to	blk	stl	pts	avg
2019-20	15-0	88/5.9	11-23	.478	1-4	.250	4-10	.400	6	18	24	1.6	18	0	2	7	0	6	27	1.8
2020-21	16-4	313/19.6	54-104	.519	7-23	.304	7-19	.368	28	67	95	5.9	35	0	9	23	1	15	122	7.6
TOTAL	31-4	401/12.9	65-127	.512	8-27	.296	11-29	.379	34	85	119	3.8	53	0	11	30	1	21	149	4.8



24 Kennedi Colclough

6-0 | F | Crofton, Md.
Stetson University

CAREER HIGHS

POINTS

S:.....15 at WKU, 1/17/21
C: ... 25 vs. Trinity Baptist, 11/23/19

FIELD GOALS

S:.....7 at WKU, 1/17/21
C: ... 10 vs. Trinity Baptist, 11/23/19

FGA

S:.....14 at Charlotte, 1/9/21
C: 17 vs. Florida, 11/22/17

3-POINTERS

S:.....2 vs. Rice, 2/21/21
C: 2 (3x) last vs. Rice, 2/21/21

3PTA

S:.....4 vs. Rice, 2/21/21
C:4 twice, last vs. Rice, 2/21/21

FREE THROWS

S:.....2 3x, last vs. ODU, 2/5/21
C: 8 vs. Webber Int., 11/11/16

FTA

S:.....3 twice, last vs. ODU, 2/6/21
C: 12 vs. Webber Int., 11/11/16

REBOUNDS

S:.....10 at MT, 3/4/21
C:13 (2x) last at Jacksonville, 1/18/20

ASSISTS

S:.....3 vs. FIU, 1/23/21
C: ...4 vs. Delaware State, 12/30/17

BLOCKS

S:.....4 vs. Louisiana Tech, 1/1/21
C: 4 vs. Louisiana Tech, 1/1/21

STEALS

S:.....1 7x, last at MT, 3/4/21
C: 3 vs. Chattanooga, 11/15/17

MINUTES

S:.....33 at Charlotte, 1/9/21
C:40 (2x) last vs. WKU, 12/16/17

Opponent	Date	gs	min	Total		3-Pointers		Free throws		Rebounds				pf	a	t/o	blk	stl	pts	avg	
				fg-fga	pct	3fg-fga	pct	ft-fga	pct	off	def	tot	avg								
RADFORD	12/6/20		dnp	-	-	-	-	-	-	-	-	-	-	-	-	-	-	-	-		
LOUISIANA TECH	1/1/21	*	29	2-6	.333	0-1	.000	0-0	.000	2	2	4	4.0	4	2	3	4	1	4	4.0	
LOUISIANA TECH	1/2/21	*	26	4-6	.667	0-0	.000	0-0	.000	1	2	3	3.5	2	2	2	2	0	8	6.0	
at Charlotte	01/08/21	*	24	1-6	.167	0-3	.000	2-2	1.000	3	4	7	4.7	5	2	1	0	0	4	5.3	
at Charlotte	01/09/21	*	33	4-14	.286	0-3	.000	2-2	1.000	4	3	7	5.3	1	1	0	1	1	10	6.5	
WKU	1/14/21	*	18	2-2	1.000	0-0	.000	0-0	.000	0	1	1	4.4	1	0	0	0	1	4	6.0	
at Western Ky.	01/17/21	*	25	7-11	.636	1-1	1.000	0-0	.000	0	5	5	4.5	5	2	3	1	1	15	7.5	
FIU	1/22/21	*	21	2-4	.500	0-0	.000	0-0	.000	0	0	0	3.9	3	0	2	0	0	4	7.0	
FIU	1/23/21	*	21	4-6	.667	0-0	.000	1-3	.333	2	2	4	3.9	2	3	2	0	0	9	7.3	
OLD DOMINION	2/5/21	*	25	4-6	.667	0-1	.000	2-2	1.000	1	2	3	3.8	2	1	1	1	0	10	7.6	
OLD DOMINION	2/6/21	*	24	1-7	.143	0-0	.000	1-3	.333	1	1	2	3.6	3	1	2	0	0	3	7.1	
RICE	2/20/21	*	15	4-7	.571	1-3	.333	1-2	.500	0	1	1	3.4	5	1	1	0	1	10	7.4	
RICE	2/21/21	*	28	6-10	.600	2-4	.500	0-1	.000	3	3	6	3.6	2	0	2	0	0	14	7.9	
at North Texas	02/26/21	*	18	1-8	.125	0-3	.000	0-0	.000	0	4	4	3.6	0	0	1	0	0	2	7.5	
at North Texas	02/27/21	*	32	5-11	.455	0-2	.000	1-2	.500	3	6	9	4.0	1	1	0	2	1	11	7.7	
at Middle Tenn.	03/04/21	*	28	6-11	.545	1-2	.500	0-0	.000	1	9	10	4.4	1	0	1	0	1	13	8.1	
at Middle Tenn.	03/05/21	*	22	2-4	.500	1-2	.500	0-0	.000	0	2	2	4.3	0	1	2	0	0	5	7.9	
Totals			16	389	55-119	.462	6-25	.240	10-17	.588	21	47	68	4.3	37	17	23	11	7	126	7.9

Games played: 16
Minutes/game: 24.3
Points/game: 7.9
FG Pct: 46.2
3FG Pct: 24.0
FT Pct: 58.8

Rebounds/game: 4.3
Assists/game: 1.1
Turnovers/game: 1.4
Assist/turnover ratio: 0.7
Steals/game: 0.4
Blocks/game: 0.7

Career Superlatives

	Sea.	Car.
10+ Pts:	7	33
20+ Pts:	0	3
5+ Rebs:	6	35
10+ Rebs:	1	7
5+ Asts:	0	0
2+ Blks:	3	6
2+ Stls:	0	11
Double-Double:	1	7

CAREER STATISTICS (From Stetson University)

	GP	GS	MIN	AVG	FG	FGA	PCT	FG	FGA	PCT	FT	FTA	PCT	OFF	DEF	TOT	AVG	PF	FO	AST	AST/G	T/O	BLK	STL	PTS	AVG
2016-17	30	4	401	13.4	59	109	.541	2	4	.500	24	39	.615	43	51	94	3.1	58	0	15	0.5	24	8	14	144	4.8
2017-18	17	17	564	33.2	87	185	.470	3	16	.188	44	54	.815	36	79	115	6.8	42	2	29	1.7	50	2	14	221	13.0
2018-19	1	0	7	7.0	1	2	.500	0	0	.000	1	2	.500	1	1	2	2.0	1	0	0	0.0	1	0	0	3	3.0
2019-20	23	6	414	18.0	62	133	.466	0	6	.000	29	50	.580	31	69	100	4.3	44	2	18	0.8	41	8	12	153	6.7
Total	71	27	1386	19.5	209	429	.487	5	26	.192	98	145	.676	111	200	311	4.4	145	4	62	0.9	116	18	40	521	7.3

CAREER STATISTICS (From Marshall)

Season	gp-gs	min/avg	Total fg-fga	pct	3-Point fg-fga	pct	F-Throws ft-fa	pct	Rebounds off	def	tot	avg	pf	fo	ast	to	blk	stl	Scoring pts	avg
2020-21	16-16	389/24.3	55-119	.462	6-25	.240	10-17	.588	21	47	68	4.3	37	3	17	23	11	7	126	7.9
TOTAL	16-16	389/24.3	55-119	.462	6-25	.240	10-17	.588	21	47	68	4.3	37	3	17	23	11	7	126	7.9



25 Mahogany Matthews

6-1 | F | York, Pa.

Ole Miss

CAREER HIGHS

POINTS

S:..... 5 3x, last at NT, 2/27/21

C:..... 5 3x, last at NT, 2/27/21

FIELD GOALS

S:..... 2 4x, last at NT, 2/26/21

C:..... 2 (6x) last at NT, 2/26/21

FGA

S:..... 8 at Charlotte, 1/8/21

C:..... 8 at Charlotte, 1/8/21

3-POINTERS

S:..... 1 4x, last at NT, 2/27/21

S:..... 1 4x, last at NT, 2/27/21

3PTA

S:..... 3 at MT, 3/4/21

C:..... 3 at MT, 3/4/21

FREE THROWS

S:..... 3 at #9 Kentucky, 12/9/20

C:..... 3 at #9 Kentucky, 12/9/20

FTA

S:.. 4 twice, last vs. LA Tech, 1/1/21

C: .. 4 twice, last vs. LA Tech, 1/1/21

REBOUNDS

S:..... 8 vs. FIU, 1/23/21

C:..... 8 vs. FIU, 1/23/21

ASSISTS

S:..... 1 (2x), last vs. FIU, 1/23/21

C:..... 4 vs. North Florida, 12/28/18

BLOCKS

S:..... 7 vs. LA Tech, 1/1/21

C:..... 7 vs. LA Tech, 1/1/21

STEALS

S:..... 2 at Charlotte, 1/8/21

C: .. 2 twice, last at Charlotte, 1/9/21

MINUTES

S:..... 25 vs. Louisiana Tech, 1/2/21

C:..... 25 vs. Louisiana Tech, 1/2/21

Opponent	Date	gs	min	Total		3-Pointers		Free throws		Rebounds				pf	a	t/o	blk	stl	pts	avg
				fg-fga	pct	3fg-fga	pct	ft-fa	pct	off	def	tot	avg							
RADFORD	12/6/20	14	14	1-2	.500	0-0	.000	0-0	.000	2	0	2	2.0	4	0	3	2	0	2	2.0
at Kentucky	12/09/20	15	15	1-3	.333	0-0	.000	3-4	.750	1	1	2	2.0	2	0	1	0	0	5	3.5
LOUISIANA TECH	1/1/21	21	21	0-3	.000	0-0	.000	1-4	.250	3	2	5	3.0	5	0	1	7	0	1	2.7
LOUISIANA TECH	1/2/21	25	25	1-2	.500	0-0	.000	0-0	.000	1	3	4	3.3	3	1	3	5	1	2	2.5
at Charlotte	01/08/21	21	21	2-8	.250	0-0	.000	0-0	.000	3	2	5	3.6	2	0	2	2	2	4	2.8
at Charlotte	01/09/21	17	17	0-2	.000	0-2	.000	0-0	.000	1	0	1	3.2	5	0	2	4	0	0	2.3
WKU	1/14/21	15	15	2-7	.286	0-0	.000	0-0	.000	0	0	0	2.7	3	0	0	3	0	4	2.6
at Western Ky.	01/17/21	22	22	0-0	.000	0-0	.000	0-0	.000	4	2	6	3.1	3	0	2	2	0	0	2.3
FIU	1/22/21	12	12	1-3	.333	0-0	.000	0-0	.000	0	1	1	2.9	1	0	1	1	1	2	2.2
FIU	1/23/21	13	13	1-4	.250	0-0	.000	0-1	.000	3	5	8	3.4	4	1	2	2	0	2	2.2
OLD DOMINION	2/5/21	3	3	1-1	1.000	1-1	1.000	0-0	.000	0	0	0	3.1	2	0	0	0	1	3	2.3
OLD DOMINION	2/6/21	10	10	1-2	.500	0-0	.000	1-2	.500	0	0	0	2.8	2	0	0	2	0	3	2.3
RICE	2/20/21	6	6	2-4	.500	1-3	.333	0-2	.000	0	0	0	2.6	0	0	0	2	0	5	2.5
RICE	2/21/21	4	4	0-2	.000	0-1	.000	0-0	.000	0	0	0	2.4	1	0	1	0	0	0	2.4
at North Texas	02/26/21	17	17	2-3	.667	1-1	1.000	0-2	.000	0	2	2	2.4	1	0	2	2	1	5	2.5
at North Texas	02/27/21	12	12	1-2	.500	1-1	1.000	0-0	.000	0	0	0	2.3	2	0	1	1	1	3	2.6
at Middle Tenn.	03/04/21	8	8	1-5	.200	0-3	.000	0-0	.000	0	1	1	2.2	1	1	1	1	1	2	2.5
at Middle Tenn.	03/05/21	20	20	0-3	.000	0-1	.000	1-2	.500	1	1	2	2.2	4	0	2	2	1	1	2.4
Totals		0	255	17-56	.304	4-13	.308	6-17	.353	19	20	39	2.2	45	3	24	38	9	44	2.4

Games played: 18

Minutes/game: 14.2

Points/game: 2.4

FG Pct: 30.4

3FG Pct: 30.8

FT Pct: 35.3

Rebounds/game: 2.2

Assists/game: 0.2

Turnovers/game: 1.3

Assist/turnover ratio: 0.1

Steals/game: 0.5

Blocks/game: 2.1

Redshirted the 2019-20 season due to NCAA transfer rules.

Career Superlatives

	Sea.	Car.
10+ Pts:	0	0
20+ Pts:	0	0
5+ Rebs:	4	6
10+ Rebs:	0	0
5+ Asts:	0	0
2+ Blks:	9	10
2+ Stls:	1	2
Double-Double:	0	0



CAREER STATISTICS (Ole Miss)

	GP	GS	MIN	AVG	FG	FGA	PCT	FG	FGA	PCT	FT	FTA	PCT	OFF	DEF	TOT	AVG	PF	FO	AST	AST/G	T/O	BLK	STL	PTS	AVG
2018-19	22	6	203	9.2	11	32	.344	0	0	.000	1	2	.500	21	21	42	1.9	24	1	6	0.3	13	7	9	23	1.0
Total	22	6	203	9.2	11	32	.344	0	0	.000	1	2	.500	21	21	42	1.9	24	1	6	0.3	13	7	9	23	1.0

CAREER STATISTICS (Marshall)

			Total		3-Point		F-Throws		Rebounds												Scoring	
Season	gp-gs	min/avg	fg-fga	pct	fg-fga	pct	ft-fa	pct	off	def	tot	avg	pf	fo	ast	to	blk	stl	pts	avg		
2020-21	18-0	255/14.2	17-56	.304	4-13	.308	6-17	.353	19	20	39	2.2	45	2	3	24	38	9	44	2.4		
TOTAL	18-0	255/14.2	17-56	.304	4-13	.308	6-17	.353	19	20	39	2.2	45	2	3	24	38	9	44	2.4		



32 Paige Shy

5-10 | G | Huntington, W.Va.
St. Joseph Central Catholic HS

Opponent	Date	gs	min	Total		3-Pointers		Free throws		Rebounds				pf	a	t/o	blk	stl	pts	avg
				fg-fga	pct	3fg-fga	pct	ft-fa	pct	off	def	tot	avg							
RADFORD	12/6/20		dnp	-	-	-	-	-	-	-	-	-	-	-	-	-	-	-	-	-
at Kentucky	12/09/20		11	1-2	.500	0-1	.000	0-0	.000	1	0	1	1.0	2	0	2	0	0	2	2.0
LOUISIANA TECH	1/1/21	*	34	1-8	.125	1-7	.143	1-2	.500	0	2	2	1.5	3	1	2	1	0	4	3.0
LOUISIANA TECH	1/2/21	*	28	3-5	.600	3-5	.600	2-4	.500	0	9	9	4.0	2	3	1	0	1	11	5.7
at Charlotte	01/08/21	*	28	2-5	.400	1-4	.250	0-0	.000	1	2	3	3.8	1	1	4	0	0	5	5.5
at Charlotte	01/09/21	*	32	2-5	.400	2-5	.400	2-2	1.000	1	4	5	4.0	5	0	1	0	1	8	6.0
WKU	1/14/21		17	1-5	.200	1-5	.200	0-0	.000	1	1	2	3.7	3	1	2	0	0	3	5.5
at Western Ky.	01/17/21		10	1-3	.333	1-3	.333	0-0	.000	0	2	2	3.4	0	0	0	0	0	3	5.1
FIU	1/22/21		19	0-5	.000	0-3	.000	2-2	1.000	1	4	5	3.6	2	4	2	0	2	2	4.8
FIU	1/23/21		11	1-3	.333	0-2	.000	0-0	.000	0	2	2	3.4	0	0	1	0	0	2	4.4
OLD DOMINION	2/5/21		22	0-7	.000	0-3	.000	0-0	.000	2	2	4	3.5	1	3	2	0	0	0	4.0
OLD DOMINION	2/6/21		14	1-4	.250	1-3	.333	1-2	.500	0	0	0	3.2	2	1	0	0	0	4	4.0
RICE	2/20/21		13	1-3	.333	1-2	.500	0-0	.000	0	2	2	3.1	2	1	0	0	0	3	3.9
RICE	2/21/21		dnp	-	-	-	-	-	-	-	-	-	-	-	-	-	-	-	-	-
at North Texas	02/26/21		5	1-2	.500	1-1	1.000	0-0	.000	0	1	1	2.9	3	0	1	0	0	3	3.8
at Middle Tenn.	03/04/21		18	1-6	.167	1-6	.167	3-4	.750	0	3	3	2.9	2	3	1	0	1	6	4.0
at Middle Tenn.	03/05/21		13	2-6	.333	1-3	.333	0-0	.000	1	1	2	2.9	0	0	1	0	0	5	4.1
Totals		4	275	18-69	.261	14-53	.264	11-16	.688	8	35	43	2.9	28	18	20	1	5	61	4.1

Games played: 15
Minutes/game: 18.3
Points/game: 4.1
FG Pct: 26.1
3FG Pct: 26.4
FT Pct: 68.8

Rebounds/game: 2.9
Assists/game: 1.2
Turnovers/game: 1.3
Assist/turnover ratio: 0.9
Steals/game: 0.3
Blocks/game: 0.1

CAREER HIGHS

POINTS

S:..... 11 vs. Louisiana Tech, 1/2/21
C: 11 vs. Louisiana Tech, 1/2/21

FIELD GOALS

S:..... 3 vs. Louisiana Tech, 1/2/21
C: 4 vs. North Texas, 2/29/20

FGA

S:..... 8 vs. Louisiana Tech, 1/1/21
C: 9 (2x) last vs. NT, 2/29/20

3-POINTERS

S:..... 3 vs. Louisiana Tech, 1/2/21
C: 3 vs. Louisiana Tech, 1/2/21

3PTA

S:..... 7 vs. Louisiana Tech, 1/1/21
C: 9 at Rutgers, 12/15/19

FREE THROWS

S:..... 2 3x, last vs. FIU, 1/22/21
C: 3 vs. AB, 11/27/19

FTA

S:..... 4 twice, last at MT, 3/4/21
C: 4 twice, last at MT, 3/4/21

REBOUNDS

S:..... 9 vs. Louisiana Tech, 1/2/21
C: 9 vs. Louisiana Tech, 1/2/21

ASSISTS

S:..... 4 vs. FIU, 1/22/21
C: 4 vs. FIU, 1/22/21

BLOCKS

S:..... 1 vs. Louisiana Tech, 1/1/21
C: 1 (4x) last vs. La Tech, 1/1/21

STEALS

S:..... 2 vs. FIU, 1/22/21
C: 2 vs. FIU, 1/22/21

MINUTES

S:..... 34 vs. Louisiana Tech, 1/1/21
C: 34 vs. Louisiana Tech, 1/1/21

Career Superlatives

	Sea.	Car.
10+ Pts:	1	2
20+ Pts:	0	0
5+ Rebs:	3	5
10+ Rebs:	0	0
5+ Asts:	0	0
2+ Blks:	0	0
2+ Stls:	1	1
Double-D:	0	0



CAREER STATISTICS

Season	gp-gs	min/avg	Total		3-Point		F-Throws		Rebounds				pf	fo	ast	to	blk	stl	Scoring	
			fg-fga	pct	fg-fga	pct	ft-fa	pct	off	def	tot	avg							pts	avg
2019-20	28-0	322/11.5	27-96	.281	18-77	.234	13-17	.765	16	49	65	2.3	25	0	12	24	3	5	85	3.0
2020-21	15-4	275/18.3	18-69	.261	14-53	.264	11-16	.688	8	35	43	2.9	28	1	18	20	1	5	61	4.1
TOTAL	43-4	597/13.9	45-165	.273	32-130	.246	24-33	.727	24	84	108	2.5	53	1	30	44	4	10	146	3.4



34 Lorelei Roper

6-1 | F/C | Charlotte, N.C.
Carmel Christian HS

CAREER HIGHS

POINTS

S:.....12 twice, last vs. ODU, 2/5/21

C:12 twice, last vs. ODU, 2/5/21

FIELD GOALS

S:.....6 twice, last vs. ODU, 2/5/21

C:6 twice, last vs. ODU, 2/5/21

FGA

S:.....10 vs. FIU, 1/23/21

C:10 vs. FIU, 1/23/21

3-POINTERS

S:.....

C: N/A

3PTA

S:.....

C:1 at Rice, 1/2/20

FREE THROWS

S:.....1 (3x), last vs. ODU, 2/5/21

C:3 at App. State, 11/25/18

FTA

S:.....6 vs. FIU, 1/23/21

C:6 vs. FIU, 1/23/21

REBOUNDS

S:.....13 vs. ODU, 2/6/21

C:13 vs. ODU, 2/6/21

ASSISTS

S:.....4 at MT, 3/4/21

C:4 at MT, 3/4/21

BLOCKS

S:.....4 vs. ODU, 2/5/21

C:4 twice, last vs. ODU, 2/5/21

STEALS

S:.....2 twice, last vs. Rice, 2/21/21

C:2 (3x), last vs. Rice, 2/21/21

MINUTES

S:.....34 vs. ODU, 2/6/21

C:34 vs. ODU, 2/6/21

Opponent	Date	gs	min	Total		3-Pointers		Free throws		Rebounds				pf	a	t/o	blk	stl	pts	avg	
				fg-fga	pct	3fg-fga	pct	ft-fa	pct	off	def	tot	avg								
RADFORD	12/6/20	*	25	4-6	.667	0-0	.000	1-2	.500	4	4	8	8.0	3	0	1	0	2	9	9.0	
at Kentucky	12/09/20	*	25	2-3	.667	0-0	.000	0-0	.000	0	2	2	5.0	0	1	0	0	0	4	6.5	
LOUISIANA TECH	1/1/21		dnp	-	-	-	-	-	-	-	-	-	-	-	-	-	-	-	-	-	
LOUISIANA TECH	1/2/21		dnp	-	-	-	-	-	-	-	-	-	-	-	-	-	-	-	-	-	
WKU	1/14/21	*	19	3-7	.429	0-0	.000	0-0	.000	0	3	3	4.3	2	0	1	0	1	6	6.3	
at Western Ky.	01/17/21	*	11	0-1	.000	0-0	.000	0-0	.000	1	2	3	4.0	1	2	1	0	0	0	4.8	
FIU	1/22/21	*	13	4-6	.667	0-0	.000	1-6	.167	4	2	6	4.4	3	0	1	1	0	9	5.6	
FIU	1/23/21	*	23	6-10	.600	0-0	.000	0-1	.000	3	5	8	5.0	4	0	1	3	0	12	6.7	
OLD DOMINION	2/5/21	*	28	6-9	.667	0-0	.000	0-0	.000	2	4	6	5.1	1	2	0	4	0	12	7.4	
OLD DOMINION	2/6/21	*	34	4-7	.571	0-0	.000	1-2	.500	2	11	13	6.1	4	1	2	1	0	9	7.6	
RICE	2/20/21	*	20	1-5	.200	0-0	.000	2-2	1.000	3	3	6	6.1	2	1	1	0	0	4	7.2	
RICE	2/21/21	*	28	2-6	.333	0-0	.000	2-2	1.000	3	1	4	5.9	3	2	1	0	2	6	7.1	
at North Texas	02/26/21	*	23	3-5	.600	0-0	.000	0-0	.000	4	6	10	6.3	3	2	2	1	0	6	7.0	
at North Texas	02/27/21	*	13	2-3	.667	0-0	.000	0-0	.000	0	2	2	5.9	3	1	1	0	1	4	6.8	
at Middle Tenn.	03/04/21	*	28	3-7	.429	0-0	.000	0-1	.000	2	2	4	5.8	1	4	0	1	1	6	6.7	
at Middle Tenn.	03/05/21	*	17	1-2	.500	0-0	.000	0-0	.000	1	0	1	5.4	1	0	3	0	0	2	6.4	
Totals			14	307	41-77	.532	0-0	.000	7-16	.438	29	47	76	5.4	31	16	15	11	7	89	6.4

Games played: 14

Minutes/game: 21.9

Points/game: 6.4

FG Pct: 53.2

FT Pct: 43.8

Rebounds/game: 5.4

Assists/game: 1.1

Turnovers/game: 1.1

Assist/turnover ratio: 1.1

Steals/game: 0.5

Blocks/game: 0.8

Career Superlatives

	Sea.	Car.
10+ Pts:	2	3
20+ Pts:	0	0
5+ Rebs:	7	18
10+ Rebs:	1	1
5+ Asts:	0	0
2+ Blks:	2	5
2+ Stls:	2	3
Double-Double:	0	0



CAREER STATISTICS

			Total		3-Point		F-Throws		Rebounds											Scoring	
Season	gp-gs	min/avg	fg-fga	pct	fg-fga	pct	ft-fa	pct	off	def	tot	avg	pf	fo	ast	to	blk	stl	pts	avg	
2018-19	28-1	385/13.8	36-89	.404	0-0	.000	19-41	.463	31	59	90	3.2	63	1	13	25	17	4	91	3.3	
2019-20	22-3	269/12.2	24-59	.407	0-1	.000	3-13	.231	24	45	69	3.1	28	0	10	16	9	6	51	2.3	
2020-21	14-14	307/21.9	41-77	.532	0-0	.000	7-16	.438	29	47	76	5.4	31	0	16	15	11	7	89	6.4	
TOTAL	64-18	961/15.0	101-225	.449	0-1	.000	29-70	.414	84	151	235	3.7	122	1	39	56	37	17	231	3.6	

TV/RADIO ROSTER



0 KIA SILVILS
G - 5-7 - JR
LOUISVILLE, KY.



1 CHRISTIANA MCLEAN
G - 5-6 - RS-FR
WAKE FOREST, N.C.



2 KRISTEN MAYO
G - 5-5 - SR
GRAYSON, KY.



3 CC MAYS
G - 5-8 - FR
TAMPA, FLA.



4 SAVANNAH WHEELER
G - 5-6 - SO
CATLETTSBURG, KY.



5 SAMANTHA LAFON
F - 6-0 - FR
CHESAPEAKE, OHIO



11 KSENIJA MITRIC
G - 5-8 - FR
BANJA LUKA, BOSNIA &
HERZEGOVINA



20 TAYLOR PEARSON
F - 5-7 - SR
COLUMBUS, OHIO



21 SARAH LIBERATORE
G - 5-10 - FR
GREENSBURG, PA.



23 ALEXIS JOHNSON
F - 5-10 - SO
SOUTHFIELD, MICH.



24 KENNEDI COLCLOUGH
F - 6-0 - GRAD
CROFTON, MD.



25 MAHOGANY MATTHEWS
F - 6-1 - RS-SO
YORK, PA.



30 AARIONNA REDMAN
F/G - 5-10 - FR
PICKERINGTON, OHIO



32 PAIGE SHY
G - 5-10 - SO
HUNTINGTON, W.VA.



34 LORELEI ROPER
F/C - 6-1 - JR
CHARLOTTE, N.C.



TONY KEMPER
HEAD COACH
FOURTH SEASON



ADRIA CRAWFORD
ASSISTANT COACH
THIRD SEASON



LAZAR MILINKOVIC
ASSISTANT COACH
FIFTH SEASON



ELIZABETH BROWN
DBO/ASST. COACH
THIRD SEASON