



2021 SCHEDULE 6-3, 0-0 C-USA

Date	Opponent	Time
Winthrop Kickoff - Rock Hill, S.C.		
2/19	Winthrop	Canceled
2/19	Bowling Green	Canceled
2/20	Furman	Canceled
2/20	Stony Brook	Canceled
2/21	Furman	Canceled
Chanticleer Showdown - Conway, S.C.		
2/26	Charleston Southern	Canceled
2/26	Coastal Carolina	Canceled
2/27	Coastal Carolina	Canceled
2/27	Charleston Southern	Canceled
2/28	Lipscomb	Canceled
3/3	Akron	W, 7-4
3/3	Akron	W, 8-0 (5)
Thundering Herd Round Robin		
3/5	Bowling Green	W, 7-6
3/6	Valparaiso	W, 9-1 (6)
3/6	St. Francis	W, 2-0
3/7	St. Francis	W, 2-1
3/7	Valparaiso	L, 5-4
3/10	at Longwood	L, 5-2
3/10	at Longwood	L, 7-5
3/20	at Chattanooga	1:00 PM
3/20	at Chattanooga	3:00 PM
3/21	at Chattanooga	1:00 PM
3/25	at Akron	1:00 PM
3/25	at Akron	3:00 PM
3/27	Bellarmine	12:00 PM
3/27	Bellarmine	2:00 PM
3/28	Bellarmine	12:00 PM
4/2	WKU*	1:00 PM
4/3	WKU*	1:00 PM
4/3	WKU*	3:00 PM
4/4	WKU*	12:00 PM
4/9	at Middle Tennessee*	7:00 PM
4/10	at Middle Tennessee*	3:00 PM
4/10	at Middle Tennessee*	5:00 PM
4/11	at Middle Tennessee*	1:00 PM
4/16	Florida Atlantic*	1:00 PM
4/17	Florida Atlantic*	1:00 PM
4/17	Florida Atlantic*	3:00 PM
4/18	Florida Atlantic*	12:00 PM
4/23	at FIU*	5:00 PM
4/24	at FIU*	1:00 PM
4/24	at FIU*	3:30 PM
4/25	at FIU*	11:00 AM
5/7	at Charlotte*	5:00 PM
5/8	at Charlotte*	1:00 PM
5/8	at Charlotte*	4:00 PM
5/9	at Charlotte*	12:00 PM

Conference USA Tournament
May 12-15 in Bowling Green, Ky.

Key

* C-USA Game

Home Games at Dot Hicks Field in **Bold & Green**

All Times are Eastern

The Journey of Team 28

2021 Non-Conference

Chattanooga: 31 all-time meetings, Mocs lead series 22-9, last meeting Feb. 14, 2020 UTC won 10-8



It has been a rough start to the year for Chattanooga at 4-11. The Mocs are looking to get off a 7-game losing streak that started March 6. The offense was shut out in four of those contests. Kailey Snell leads the team batting .350 and has 14 hits with nine RBI. She is the only batter hitting over .300. As a team the Mocs are hitting .232. UTC has combined for 28 extra base hits with the majority being doubles with 21. The offense has hit five home runs, and opponents have hit 17. In the circle, Chattanooga is looking to replace its two main pitchers from a year ago after the graduations of Celie Hudson and Allison Swinford, who combined to throw 125.2 innings of 142.2 total in 2020. Hudson piled up numerous awards during her career including the 2019 SoCon Pitcher of the Year. Swinford was named to the 2020 SoCon Preseason Team and graduated with her degree this past December, a semester early. Hannah Wood (37 IP) and Kat Thompson (27 IP) have spent the most time in the circle this season. Wood leads with a 3.22 ERA and 17 strikeouts. Thompson has a 4.41 ERA and 15 strikeouts. Four others pitchers have all spent time on the field in 2021 for the Mocs. Head Coach Frank Reed is in his 20th year at the helm and has won 652 games at Chattanooga and 1,128 in his career.

MUSB Probable Starters (listed by batting average)

Player	Avg.	AB	R	H	2B	3B	HR	RBI	BB (HBP)
1B Aly Harrell	.444	27	8	12	1	0	4	8	6 (0)
LF Grace Chelemen	.385	26	5	10	1	0	2	4	1 (3 SB)
C Katie Adams	.333	24	3	8	4	0	1	5	2 (0)
2B Armani Brown	.333	15	1	5	2	0	0	1	1 (0)
SS Sierra Huerta	.300	20	4	6	1	1	1	3	4 (4)
DP Saige Pye	.276	29	6	8	0	0	2	4	2 (1)
CF Paige Halliwill	.241	29	5	7	1	1	3	10	2 (1)
3B Blakely Burch	.238	21	6	5	0	0	2	3	2 (1)
RF Mya Stevenson	.143	28	5	4	0	0	2	4	1 (1)

Pitchers (by innings pitched)

Player	W-L	ERA	App	GS	CG	IP	R	ER	K
Laney Jones	2-1	2.42	5	3	2	17.1	7	6	11
Ashley Blessin	2-1	2.86	5	3	1	14.2	9	6	11
Madi Garay	1-1	3.77	4	2	1	13.0	7	7	13
Brianna McCown	1-0	4.77	3	0	0	7.1	5	5	8
Cailey Joyce	0-0	1.31	2	1	0	5.1	1	1	4
Megan Stauffer	0-0	0.00	1	0	0	0.1	0	0	0



Dot Hicks Field



General/Media Information

#MUSB

General Information

Location (Founded) Huntington, W.Va. (1837)
Enrollment 13,631
Affiliation NCAA Division I
Conference USA
Nickname Thundering Herd
Colors Kelly Green and White
Mascot Marco, The Buffalo
President Dr. Jerry A. Gilbert
Athletics Director Mike Hamrick
Assoc. AD/SWA Beatrice Crane Banford
Home Field (Capacity) . Dot Hicks Field (1,000)

Softball History

First Year 1994
All-Time Record 810-657-3
All-Time C-USA Record 174-149-3
C-USA Tourn. Appearances 13
C-USA Tourn. Record 16-15

Softball Staff

Head Coach Megan Smith Lyon
Alma Mater North Carolina ['99]
Year at Marshall 3rd
Career Record 459-297
MU Record 66-32
Assistant Coach Corey Lyon
Previous School UL-Monroe
Year at Marshall 3rd
Assistant Coach Maddie Holub
Alma Mater [Fort Hays State '13]
Year at Marshall 3rd
Volunteer Assistant Sam Boone
Year at Marshall 1st
Athletic Trainer Becky Kaliher
Year at Marshall 2nd

Softball Media

Softball Contact Scott Hall
Office Phone 304-696-4662
Cell Phone 540-539-2032
Email hall133@marshall.edu
Asst. AD, Media Relations Jason Corriher
Fax Number 304-696-2325
Mailing Address 1801 Third Avenue
..... Cam Henderson Center, Room 2035
..... Huntington, W.Va. 25703
Softball Office Phone 304-696-4370
Softball Facebook facebook.com/herdsoftball
Softball Twitter @HerdSB
Website HerdZone.com
Twitter @HerdSB

Radio

Tune in to 88.1 WMUL-FM for coverage all season long of Marshall Softball. Fans can tune in online at www.marshall.edu/wmul by clicking one of the Live Streams on the front page. Select games in early season tournaments to be simulcast using Facebook Live.

2021 Team Facts

Letterwinners Returning/Lost 17/4
Starting Position Players Returning/Lost 8/0
Pitchers Returning/Lost 2/1
Newcomers 11

Key Returners

R-Sr. IF Blakely Burch
.293/14 GS/12 H/7 R/6 XBH/8 RBI/.561 Slg
Grad. IF Sierra Huerta
.359/25 GS/28 H/27 R/8 2B/9 HR/26 RBI/.833 Slg %
Sr. IF Aly Harrell
.441/25 GS/30 H/22 R/8 2B/5 HR/23 RBI/.602 OB %
Sr. IF Armani Brown
.347/25 GS/25 H/13 R/3-4 SB/.931 Fld %
Sr. OF Rachel Rousseau
.326/25 GS/28 H/23 R/6 2B/2 HR/9-9 SB/.465 Slg %
Sr. IF Saige Pye
.463/25 GS/37 H/20 R/6 2B/8 HR/28 RBI/.863 Slg %
Sr. P Laney Jones
8-2/3.62 ERA/19 APP/12 GS/4 CG/67.2 IP/61 K
Sr. C Katie Adams
.377/19 GS/23 H/8 R/5 2B/3 HR/16 RBI/.607 Slg %
Jr. OF Mya Stevenson
.385/25 GS/30 H/23 R/3 2B/12 HR/36 RBI/.910 Slg %
Jr. OF Grace Chelemen
.293/20 GS/17 H/16 R/2 3B/1 HR/6-7 SB/.414 Slg %
So. P Ashley Blessin
7-0/3.45 ERA/16 APP/10 GS/3 CG/46.2 IP/34 K

Key Players Lost

2020 Sr. P Kailee Williamson
2-3/6.27 ERA/10 APP/3 GS/1 CG/22.1 IP/13 K
2020 Sr. C Haleigh Christopher
.237/19 GS/14 H/8 R/2 2B/6 HR/17 RBI/.576 Slg %

Newcomers

IF Taylor Robinson* (Gulf Coast State College)
IF Camryn Michallas* (Gulf Coast State College)
P Cailey Joyce* (La Salle University)
P Madi Garay* (Louisiana University)
OF Ellie Boteler* (Detroit Mercy)
IF Madison Whitaker* (Wright State)
OF Paige Halliwill - freshman
IF Amaya Lee - freshman
P Brianna McCown - freshman
C Kat Sackett - freshman
OF Mikaila "Kay Kay" Kenney - freshman
* - transfer

Media Guidelines

All media requests for Marshall University softball must be coordinated with Scott Hall, Associate Director for Sports Information. To schedule an interview, please contact Scott through one of the means provided. Please keep in mind that class schedules, practices and travel days are subject to change, so it is important to make contact for an interview as soon as possible to ensure schedules do not conflict.

Game Day

Due to COVID-19 restrictions, there will be no access to players or coaches on game day. A postgame Zoom link will be made available to those interested and sent out by Scott Hall. Press box space will be restricted and off limits to media, except for visiting SIDs. If you have any questions, please contact Scott Hall.

Softball Social Media
Twitter: @HerdSB @HerdZone
Facebook: Marshall University Softball
& Marshall University Athletics
Instagram: HerdSB & HerdZone



CUSA TV

2021 *THUNDERING HERD*™ Roster


No.	Name	Yr.	B/T	Pos.	Hometown/Last School
1	Grace Chelemen	Jr.	L/R	OF	Woodhaven, Mich./University of Michigan
2	Paige Halliwill	Fr.	L/L	OF	Mogadore, Ohio/Mogadore HS
3	Armani Brown	Sr.	L/R	INF	Elk Grove, Calif./Cosumnes Oaks HS
4	Sierra Huerta	Gr.	R/R	INF	Fillmore, Calif./Moorpark College
5	Megan Stauffer	Sr.	R/R	P	Lansdale, Pa./Monmouth University
7	Amaya Lee	Fr.	R/R	INF	Concord, Calif./North Gate HS
8	Taylor Robinson	Jr.	R/R	INF	Mobile, Ala./Gulf Coast State College (Fla.)
9	Camryn Michallas	Jr.	R/R	INF	Huntington, W.Va./Gulf Coast State College (Fla.)
11	Carson Lyon	R-So.	R/R	OF	Monroe, La./Sterlington HS
14	Cailey Joyce	R-So.	R/R	P	Mechanicsburg, Pa./La Salle University
16	Saige Pye	Sr.	R/R	INF	Stockton, Calif./Georgia Tech
17	Chloe Lee	Jr.	L/R	OF	Tampa, Fla./Wharton HS
18	Brianna McCown	Fr.	R/R	P	St. Albans, W.Va./St. Albans HS
19	Madi Garay	R-Fr.	R/R	P	Bay City, Texas/University of Louisiana
20	Kat Sackett	Fr.	L/L	C	Erie, Colo./Erie HS
21	Rachel Pennington	Jr.	R/R	OF	West Hamlin, W.Va./Lincoln County HS
23	Mya Stevenson	Jr.	R/L	OF	Mesquite, Texas/Mesquite Poteet HS
27	Rachel Rousseau	Sr.	R/R	OF	Morgantown, W.Va./University HS
28	Kay Kay Kenney	Fr.	R/R	OF	Highland Village, Texas/Marcus HS
33	Ellie Boteler	R-Sr.	R/R	OF	Louisville, Ky./Detroit Mercy
34	Ashley Blessin	So.	R/R	P	Plant City, Fla./Plant City HS
40	Laney Jones	Sr.	R/R	P	Doylestown, Ohio/Ashland University
43	Aly Harrell	Sr.	L/L	INF	Gahanna, Ohio/Gahanna Lincoln HS
44	Katie Adams	Sr.	L/R	C	Hurricane, W.Va./Hurricane HS
55	Blakely Burch	R-Sr.	R/R	INF	Live Oak, Fla./USC Upstate
77	Madison Whitaker	Sr.	R/R	INF	New Palestine, Ind./Wright State

Staff

Head Coach: Megan Smith Lyon (3rd season)
 Assistant Coach: Corey Lyon (3rd season)
 Assistant Coach: Maddie Holub (3rd season)
 Volunteer Assistant: Sam Boone (1st season)
 Graduate Manager: Kayla DeSchepper (2nd season)
 Athletic Trainer: Becky Kaliher (2nd season)

Pronunciation Guide

Grace CHELEMEN	Chell-UH-men
Paige HALLIWILL	HALL-uh-WILL
Sierra HUERTA	WHERE-tuh
Megan STAUFFER	STAW-fer
CAMRYN MICHALLAS	CAM-rin Muh-HALL-iss (C is silent)
Saige PYE	Pie
BRIANNA McCown	BREE-anna
Madi Garay	GUH-ray
Rachel ROUSSEAU	ROO-so
Ellie BOTELER	Boat-ler
ALY HARRELL	Al-ee HAIR-ull
Maddie HOLUB	Hall-ubb





Marshall Softball Talking Points



#1 Grace Chelemen, Jr., OF, Woodhaven, Mich.

- 2nd on team hitting .385, 10 hits & tied for 3rd with 2 HRs.
- Leads team with 3 stolen bases.
- 1st HR of '21 was game-ender vs. Akron in the 5th.
- Hit .293, 17 hits, 16 runs, 2 3Bs, 1 HR & 6 SBs in 2020
- Smacked 1st career home run at No. 11 Kentucky
- 1st Herd appearance vs. Saint Francis (2/7) & 1st start at Chattanooga (2/14).
- Played in all 25 games with 20 starts in OF.
- Diving catch at Kennesaw State (Feb. 23) featured as Top 5 Play of the Week by NCAA Softball.
- Career-high 3 RBI vs. Akron game 1 (3/4).
- 1st career 3B vs. ETSU (2/21).
- Transfer from University of Michigan, joined Marshall just before spring 2020 semester.
- Played 36 games, 1 start at Michigan in 2019. Made collegiate debut vs. No. 5 Florida (2/9). 1st career hit in 1st at-bat at USF (2/9). Played against IMU in NCAA Regionals



#2 Paige Halliwill, Fr., OF, Mogadore, Ohio

- Great beginning to collegiate career with HR as 1st hit vs. Akron. Hit 2nd HR in game 2 of Akron DH. Leads MU 10 RBI.
- 1st 5 career hits all went for extra bases (HR, HR, 2B, 3B & HR). Had extra base hit in 5-straight games as well tied for 2nd-longest streak in program history. 1st player in MU history to begin career with 5-straight games with extra base hit.
- Attended Mogadore HS had decorated career.
- 3x 1st all-Conference, 2x 1st team all-district, 2019 Golden Glove Award, 2019 Conference Player of the Year & 2nd team all-state. Helped lead team to conference title.
- Name is listed throughout her school's record book.
- Bat .640 in 2019 (school record)
- Top 2 single-season runs scored 46 (2019) & 39 (2017).
- School's all-time leader in runs, batting average & triples.
- Also lettered in volleyball (3x) & basketball (2x).
- In basketball named 2018 2nd team all-conference, 3rd team all-district, All-Glue Award & HM All Tri-County.



#3 Armani Brown, Sr., IF, Elk Grove, Calif.

- Splitting time at 2B with Madison Whitaker. Has played in all 9 games with 7 starts, hitting .333 with 2 doubles.
- 3-for-3 with a 2B vs. Valparaiso (3/7).
- Bat .347, 25 hits, 13 runs, 7 RBI & 3 SB in 2020.
- Started all 25 games 6 at SS & 19 at 2B in 2020.
- Contributed to 2 double plays at No. 11 Kentucky.
- Season-best 4-game hitting streak (2/29-3/4).
- Reached base safely in 19-straight games (2/7-3/4) & in 22-of-25 games.
- 8 multi-hit games & 3-for-3 vs. Indiana State.
- Season-high 2 RBI at Norfolk State (3/1) & vs. Rutgers (3/7).
- Played & started in 62 games in 2019, tied for second-most in MUSB history, all at second base.
- 2nd with 52 hits, also scored 30 runs (2019).
- .954 fielding percentage in 197 chances (2019).
- Hit 1st career 3B at Middle Tennessee (April 27, 2019).



2021 C-USA
Preseason Team Selection

#4 Sierra Huerta, Gr., IF, Fillmore, Calif.

- Started all 9 games at SS. Hitting .300 & slugging .600.
- Already 4 HBP's in 2021 and 40 in her career.
- Has started every game in MU career (98 games).
- .359, 28 hits, 27 runs, 8 2Bs, 9 HRs, 26 RBI, .833 SLG% (2020).
- Hit grand slam at No. 11 Kentucky.
- Started all 25 games 6 at 2B & 19 at SS.
- Opened 2020 with .556 avg., 5 hits, 3 runs, 4 RBI, 1 2B, 3 HRs & slugged 1.667 at USC-Upstate Tourn.
- Career-high 2 HRs vs. Bucknell & Delaware State.
- 2nd on team with 8 HRs & 3rd 22 RBI.
- 6 multi-RBI games season-high of 3 in 4 games.
- Hit 4 HRs & slugged 1.400 in 5 games at Pirate Classic.
- 2019 Led nation in HBP's with team record 30, also tied for 12th most in NCAA history.
- Led Herd 131 assists, 5th most in MUSB history.
- Finished 2019 with just 2 errors in final 28 games (4/6-5/18), 103 chances a .981 fielding %.
- Started all 64 games (2019), tied for 1st MUSB history.



#5 Megan Stauffer, Jr., P, Lansdale, Pa.

- 1 appearance in 2021 in relief, faced 2 batters and pitched final out of 4th inning in game 1 at Longwood (3/10).
- 9 appearances, 13.2 total innings in 2020
- 1st Herd appearance with 1.1 innings of relief vs. Bucknell.
- Allowed 3 hits, 1 run & struck out 2.
- Season-high 3.2 innings pitched at Norfolk State (3/1) and earned her 1st Marshall win. Allowed just 1 hit and no walks in relief.
- Did not allow a base-runner in 2.1 relief innings vs. Bucknell (3/8) & struck out 2.
- Transferred to Herd in summer 2019 from Monmouth.
- 2018 Metro Atlantic Athletic Conf. All-Academic Team.
- 7-4 record in last season with Hawks.
- Attended Methacton High School in Pennsylvania.
- Chose to transfer to Marshall because, "of the incredible support from the community for all sports, the great coaching staff and the home town feeling."



#7 Amaya Lee, Fr., IF, Concord, Calif.

- Will miss time in 2021 due to shoulder injury.
- Attended North Gate HS
- 4-year Scholar Athlete & Honorable Mention.
- Hit .321 with 54 hits, 53 runs & 24 RBI.
- With travel team was member of squad that won PGF Qualifiers in 2017 & 2019.
- Has a twin sister who will play softball for Holy Names University in Oakland, Calif.



#8 Taylor Robinson, Jr., IF, Mobile, Ala.

- Transfer from Gulf Coast State College, played 2020 with current MU teammate Camryn Michallas. Former MUSB outfielder Eloise Tribolet (2017-18) also came from Gulf Coast State College.
- Power hitter finished JUCO career with 18 HRs, 20 2Bs & 90 hits.
- Helped team to 10-game win streak in 2020 outscoring opponents 115-20 during streak.
- Slugged .708 & a .439 OB% as a freshman in 2019.
- 1st JUCO HR vs. Florida State-Jacksonville (2019).
- Attended Faith Academy HS.
- High school teammate with Lacey Fincher at Georgia.



#9 Camryn Michallas, Jr., IF, Huntington, W.Va.

- Back playing in her hometown. Graduated from Huntington HS. First played for Akron in 2019, then transferred to Gulf Coast State College.
- Played 2020 with current MUSB teammate Taylor Robinson.
- In 2020 bat .329, 23 Hits, 18 runs, 6 2Bs, 1 HR & 11 RBI.
- Slugged .457 & .412 OB% in 26 games (2020).
- At Akron in 2019, appeared in 34 games with 32 starts.
- Scored 5 runs & had 5 RBI.
- Made collegiate debut vs. Morgan State (Feb. 8) & scored a run. 1st collegiate hit at Presbyterian (Feb. 8).
- At Huntington HS, named 1st team all-state & all-mountain state athletic conference.
- Bat over .500 with 168 hits, 29 2Bs, 11 3Bs, 12 HRs, & 98 RBI in HS career.



#11 Carson Lyon, RS-Fr., OF, Monroe, La.

- Has yet to appear in career dealing with multiple injuries. Knee in 2019 & ankle in 2020. Was just able to get back in to uniform when remainder of 2020 season was canceled.
- C-USA Commissioner's Honor Roll: GPA 3.00 or better.
- Daughter of assistant coach Corey Lyon.
- Played at Sterlington High School.
- 4-time all-district honors as 2nd team IF (2015), 2nd team OF (2016), 1st team IF (2017), 1st team OF (2018).
- 2017 named All-NELA and team finished 2A Runner-up.



#14 Cailey Joyce, R-So., P, Mechanicsburg, Pa.

- 2 appearances and 5.1 IP, 1.31 ERA and 4 strikeouts.
- Earned 1st MU start vs. Valpo (3/7) pitched 4 innings, allowed 4 hits, 1 run and struck out 3. No decision.
- Pitched 1.1 innings of relief at Longwood game 2 (3/10).
- Transfer from La Salle University.
- Sat out the 2020 season due to injury.
- As a freshman (2019) named to Atlantic 10 All-Rookie Team and the A-10 Commissioner's Honor Roll.
- In 2019, appeared in 41 games with 39 starts, pitched in 35 contests with 16 starts. Led team at the plate with .301 avg, slugged .540 and 7 HRs.
- Had 9-game hit streak (April 3-14, 2019).
- Homered 2x & 5 RBI against Dayton (April 13).
- Pitched 14 complete games & led team with 168.2 IP and 91 strikeouts. Had 8 wins, 1 save & 4.32 ERA.
- Career-high 8 Ks at Rhode Island (April 27).



Marshall Softball Talking Points



2021 C-USA

Preseason Team Selection

#16 Saige Pye, Jr., IF, Stockton, Calif.

- Started all 9 games as DP. Batting .276, slugging .483. Has two home runs.
- Major impact in 1st season at MU. Started all 25 games 11 at DP, 11 at 3B, 3 OF. Took over at 3rd base after Blakely Burch went down with injury vs. Delaware State (Feb. 28).
- In 2020 hit .463, 37 hits, 20 runs, 6 2Bs, 8 HRs, 28 RBI, slugged .863 & .532 OB %. Struck out just 5 times in 80 at bats.
- Ranked in the top 50 in NCAA in hits (11th), total bases (12th), RBI (20th), slugging (23rd), HRs (26th), RBI per game (32nd) & batting avg. (33rd)
- After not reaching base in 1st game with MU (St. Francis) reached in the next 24-straight.
- Recorded a hit 20-of-25 games. 12 multi-hit games. 3+ 4 times.
- 7 games with 2 or more RBI
- Drove in 7 runs at No. 11 Kentucky, hit 2 HRs including a grand slam. 7 RBI one away from tying team record.
- Transferred to MU in summer 2019 from Georgia Tech.
- Played in 32 games with six starts over 2 seasons.
- Smacked HR freshman year vs. Pitt (April 14).



#17 Chloe Lee, So., OF, Tampa, Fla.

- Has appeared in two games as pinch runner. Scored 1 run.
- In 2020 appeared in 15 games, 3 starts in OF. Scored 7 runs, 2 hits & 2 walks.
- Started DP with diving catch in LF vs. Bucknell.
- Got on by an error and later scored on 2-run HR by Burch top 7th at USC Upstate.
- Scored go-ahead run in 5th vs. Tennessee Tech.
- Made 2 diving catches 5th inn. vs. Rhode Island.
- 1st hit of 2020 vs. Delaware State (2/28).
- 1-of-2 with a BB & run at Hampton (2/28).
- Appeared in 50 games with 23 starts in 2019.
- NFCA All-Am. Scholar Athl: GPA 3.50 or better.
- Finished 2019 13 hits, 14 runs & 10 stolen bases.
- Recorded 1st collegiate hit in 1st plate appearance vs. UC-Riverside (Feb. 8).
- 3-3, 2 SB, 1 run & 1 RBI vs. Portland State in 2019.



#18 Brianna McCown, Fr., P, St. Albans, W.Va.

- 3 appearances all in relief. 7.1 IP, 4.77 ERA and 8 strikeouts.
- 1st collegiate appearance with 5 innings vs. Bowling Green (3/5) settled in with 7 Ks and earned 1st career win.
- Local star. First attended George Washington HS for three years, then transferred to & graduated from St. Albans HS.
- Pitcher & hitter in prep career.
- During 3 years at George Washington HS, 822 Ks, bat .541 & hit 14 HRs.
- Junior year had 21-4 record, 210 Ks & held opponents to .189 batting avg. On offense hit .519, slugged .954, .587 OB% & 14 HRs.
- 3x 1st team all-state, 3x 1st team all-Mountain State Athletic Conference.
- Member of Conference champions and state runner-up.
- Also lettered in basketball & volleyball.



#19 Madi Garay, R-Fr., P, Bay City, Texas

- 4 appearances with 2 starts. 13.0 IP, 3.77 ERA, 13 strikeouts.
- 1st career start vs. Valpo (3/6), pitched 6 innings and struck out 7 to earn 1st career win.
- 1st career save vs. Saint Francis (3/7) 3 shutout innings & 3 Ks.
- Transfer from Louisiana Rajin Cajuns. Redshirted 2020 season & did not compete.
- Attended Bay City HS, starred in circle & at plate.
- 2016 Newcomer of the Year, 2018 District MVP, 2018 Class 4-A All-State, 2018 Bay City Tribune All-County MVP, 2019 District MVP.
- Recorded 54 career wins, 864 Ks in 450.1 IP.
- At plate hit .447, 48 extra base hits & 68 RBI.
- Senior year 10-0 record, 101 IP, bat .548, 7 HRs, 28 RBI.
- Involved off the field in extracurricular groups & volunteering.
- Graduated top 10 percent of her class. All Academic honors 2016-19.



#20 Kat Sackett, Fr., C, Erie, Colo.

- Played in 1 game with 1 start.
- Earned 1st career start in game 2 at Longwood. 1st collegiate hit was a 2B in the 3rd inning.
- Strong-armed catcher, attended Erie HS.
- 3x all-state, 4x all-conference, 2x All-Conference Player of the Year (2018-19), 2019 Colorado Coaches of Girls Sports Senior All-State team, 2019 BoCo Preps All-Region team, 2019 BoCo Preps All-Region Player of the Year, 2019 Erie High School Female Athlete of the Year & 2020 Sportswomen of Colorado Award for high school softball.
- Academic All-State honorable mention.
- Travel ball team in 18U division national qualifier at Loretta B. Smith Tournament.
- Lettered in track & field in 2020.



#21 Rachel Pennington, So., OF, West Hamlin, W.Va.

- Has appeared in 2 games in 2021 as pinch runner.
- Appeared in 20 games as pinch runner in 2020.
- Scored 12 runs, 30 in her career.
- Scored a run in 5-straight games (2/14-21).
- Scored game-winning run vs. ETSU on walkoff single from Blakely Burch.
- Appeared in 45 games with 1 start in 2019.
- NFCA All-America Scholar Athlete: GPA 3.50 or better.
- C-USA Commissioner's Honor Roll: GPA 3.00 or better.
- Finished 2019 with 18 runs & 11 stolen bases.
- 1st career SB in opener vs. UC-Riverside (Feb. 8).
- SB & scored against No. 13 Kentucky (March 20).
- Made 1st career start in LF vs. Rider (March 2).
- Lincoln County HS all-time leader in stolen bases.



2021 C-USA

Preseason Team Selection

#23 Mya Stevenson, So., OF, Mesquite, Texas

- Started all 9 games in RF, 4 hits, 2 home runs.
- Record-setting slugger, tied for lead in NCAA with 12 home runs in 2020. Also finished in top 10 in NCAA in RBI (2nd), HRs per game (3rd), RBI per game (3rd) & total bases (9th).
- Started all 25 games 24 in OF and 1 DP in 2020. Bat .385, 30 hits, 23 runs, 12 HRs, 36 RBI, slugged .910, 71 total bases.
- Reached base safely in first 22 games, and in every game except one (vs. Bucknell March 8).
- Season-high 9-game hitting streak (2/15-28).
- Hit HR in 3-straight games 2x in 2020.
- Tied career-highs with 2 HRs & 7 RBI vs. Rutgers (3/8).
- Tied for 3rd all-time (with Harrell) at MU with 34 career HRs.
- Bat .571, 4 HRs, slugged 1.500, 11 RBI, .667 OB % & hit 2-go-ahead HRs at Pirate Classic, named CUSA PoW.
- Record-setter in 2019 with 20 HRs, most in NCAA by a freshman during season.
- Hit 2nd cycle in team history at Charlotte 2019 (3/16).
- Drove in 58 runs, 2nd most in team history.



#27 Rachel Rousseau, Jr., OF, Morgantown, W.Va.

- Has appeared in 5 games with 1 start in LF.
- Drew a walk in bottom of 7th while trailing Valpo (3/7).
- 105 career games with 65 starts. Clutch hitter.
- Started all 25 games in OF in 2020.
- Hit .326, 28 hits, 23 runs, 6 2Bs, 2 HRs, 8 RBI, slugged .465 & 9-of-9 in stolen bases. Reached base safely in 20-of-25 games.
- 2-of-4 with 2 runs & a 2B vs. Bucknell (2/7).
- 3-of-4 with a 2B at USC Upstate (2/9).
- 9 multi-hit games in 2020.
- 2 hits, 2 runs, 2 SBs (career-high) vs. ETSU (2/22).
- 3-of-3, 2B & a run vs. Delaware State (2/28).
- 1st HR of season at Norfolk State (2/29).
- 3-run HR vs. Akron & 4 RBI in the game (3/4).
- Started in 34 games, missed 30 due to injury in 2019. Still had 27 hits, 20 runs, 30 RBI, 9 2Bs, 7 HRs.
- C-USA Player of the Week: April 8 after Grand Slam for 1st career HR in 1st game back. Hit Walk-Off HR next day to take series over WKU (April 7).
- Walkoff 2-Run 2B vs. Middle Tennessee freshman year.



#28 Kay Kay Kenney, Fr., IF, Highland Village, TX

- Appeared in 5 games as pinch runner. 1 stolen base.
- Made collegiate debut vs. Akron (3/3). 1st career SB vs. Valpo (3/7).
- Attended Marcus High School.
- 3x all-district, 3x named to Dallas/Forth Worth All-Metroplex Team.
- 2018 Team Defensive Player of the Year.
- Ranked as #73 position player in Extra Innings.
- Scored 78 runs, 82 hits, 24 2Bs, 15 HRs, 39 BBs & bat .369 in prep career.
- Played for highly successful travel ball team. 1st place at 2018 TCS Nationals in Atlanta, 5th place 2019 Colorado Fireworks Power Pool, 5th place 2019 TCS National in Atlanta, 2nd place at USA JO Cup in Spartanburg, S.C., 2020 Texas Fastpitch League Alamo Series Champions.



#33 Ellie Boteler, R-Sr., OF, Louisville, Ky.

- Transfer from Detroit Mercy. Redshirted 2018 season.
- In 2020, played in 22-of-23 games for Titans, 20 starts. Bat .271. 16 hits to tie for team lead. Of 16 hits, 9 went for extra bases with 6 2Bs & 3 HRs, slugged .525.
- Helped lead Titans to 2019 Horizon League Tournament Title and 1st ever trip to NCAA Regionals (Northwestern Regional).
- Recorded program's 1st ever hit & RBI in NCAA Regionals with a single to left in 1st inning against No. 16 Northwestern.
- In 2019, played in 57-of-59 games with 56 starts. Hit .272, 47 hits, 9 2Bs, 5 HRs, 27 RBI, slugged .422.
- As freshman in 2017, played 34 games with 25 starts as pitcher & hitter. 13 appearances in circle with 2 starts & 22 IP in only year as a pitcher. On offense, 14 hits, 5 runs, 6 2Bs, 2 HRs, 16 RBI. 1st pitching start at Miami (OH) March 19, 5.2 IP.



Marshall Softball Talking Points



#34 Ashley Blessin, Fr., P. Plant City, Fla.

- 5 appearances with 3 starts. 2.86 ERA, 14.2 IP & 11 Ks.
- Complete game win vs. Akron (3/3), tied career-high 7 Ks.
- 16 appearances with 10 starts in 2020. Finished with 7-0 record, 46.2 IP, 2 shutouts, 3.45 ERA, 34 Ks.
- 1st career start vs. Ohio, 4 IP & 2 Ks.
- 1st MU appearance with 1.2 innings of relief to close out win over Bucknell. Allowed 1 hit, 0 runs, 2 Ks.
- 2 shutouts vs. Delaware State & Akron. Allowed just 1 hit vs. Delaware State and 2 vs. Akron. Also had career-high 4 Ks in both games.
- Hillsborough County Player of the Year as senior.
- Finished HS career with a 0.65 ERA, 1,059 strikeouts, 634 innings pitched, and an 81-16 record.
- Recorded 379 strikeouts & 20 wins as a senior.
- Plant City HS career records for wins, ERA & Ks.



#40 Laney Jones, Sr., P. Doylestown, Ohio

- 5 appearances with 3 starts. 2.42 ERA, 17.1 IP and 11 Ks.
- Named C-USA Pitcher of the Week (3/8) after 2 wins, 1 save 1.02 ERA & 9 Ks to begin season.
- Jumped into starting role in 1st season at MU. 19 appearances, 12 starts, 67.2 IP, 8 wins, 61 Ks, 3.62 ERA.
- 4 saves tied MU single-season record & 6th in NCAA.
- 4 complete games, all wins.
- Earned 1st MU start & win vs. Bucknell (2/7), 6 Ks.
- MU career-high 8 Ks vs. ETSU & at Norfolk State.
- Tossed 5 inning, 1-hit shutout vs. Rhode Island (2/23).
- Transferred to MU after 2 years at Ashland University.
- Main pitcher in 2019 with 31 games, 26 starts, 178.1 IP, 15-11 record, 2.16 ERA, 137 Ks. Pitched 21 complete games & 4 shutouts. Career-high 10 Ks in CG win at Parkside.
- Played summer ball with current MU teammate Aly Harrell.



#43 Aly Harrell, Jr., IF, Gahanna, Ohio

- Started all 9 games at 1B. Leads team hitting .444, 12 hits, 8 runs, 4 HRs, slugging .926 & .545 OB%.
- Started year with 2+ hits in 1st 4 games.
- Tied for 3rd all-time (with Stevenson) at MU with 34 career HRs. 1st in OB% (.552), 3rd in slugging (.733), 2nd in walks (120), 9th in RBI (112) & 5th in HBP (30).
- Has struck out just 28 times in 360 career at bats.
- Respected slugger with a great eye at the plate. Over last two years (2019-20) has more free passes (BBs & HBPs) combined than any other hitter in nation with 114 (91 BBs, 23 HBPs). Next closest was Bailey Hemphill of Alabama with 86.
- Has started 132-of-137 career games & started 116-straight.
- In 2020 hit .441, 30 hits, 22 runs, 8 2Bs, 5 HRs, 23 RBI, slugged .779, 23 BBs, 6 HBPs & OB% of .602 good for 4th in NCAA.
- Named CUSA Player of the Week after hitting .714, slugging 1.500, .778 OB%, 10 hits, 11 RBI, & 3 HRs in 5 games at Chattanooga Challenge.
- Reached base safely in 24-of-25 games in 2020.
- Set MUSB records in 2019, .578 on base percentage, 64 games played & started, 459 putouts, & 10-straight games RBI.



#44 Katie Adams, Jr., C, Hurricane, W.Va.

- Started 8 games at C. Batting .333 with 4 2Bs, 1 HR.
- Began 2021 season with 4 2Bs out of 5 hits in DH vs. Akron (3/3). Drove in 3, scored 2 runs & stole 1 base. Also threw out 2 potential base-stealers, 1 in each game of DH.
- Has 3 career games with 2 2Bs, all against Akron. The other in 2020, was intentionally walked after the 2 2Bs in that contest.
- Appeared in 21 games, 19 starts, 16 at C 3 at DP in 2020.
- In 2020 hit .377, 23 hits, 16 RBI, 5 2Bs, 3 HRs, 8 runs.
- Finished season on 10-game hitting streak. During stretch hit 467, 11 RBI, 4 2Bs & 3 HRs.
- Reached base safely in last 11 games of season.
- 3-of-4 & 3 RBI vs Saint Francis (2/7).
- Drove in career-high 5 runs vs. Howard (2/29).
- Hit 1st career HR at Norfolk State (3/1).
- Hit 2-run HR at home vs. Bucknell (3/7).
- Drilled a line drive HR to center at No. 11 Kentucky (3/11).
- Appeared in 44 games with 26 starts in 2019.
- Currently ranks 4th in MU history with 4 intentional BBs.



#55 Blakely Burch, Sr., IF, Live Oak, Fla.

- Started all 9 games at 3B. 5 hits, 2 HRs, 6 runs.
- Hit solo HRs vs. Bowling Green (3/5) & Valpo (3/7).
- Started 14 games at 3B in 2020, before suffering knee injury on 4th pitch of game vs. Delaware St. (2/28).
- 1st HR of 2020 a 2-run shot top 7th at USC Upstate (2/9) her former team.
- Hit walkoff 1B, 8th inn. vs. ETSU (2/21).
- Had career-best 7-game hitting streak before injury.
- Season-high 3 RBI vs. ETSU (2/22).
- Set team record in 2019 for most triples in a season with 7, led C-USA and tied for 6th in the country.
- In 2019 played in 62 games, 60 starts, led MU 43 runs.
- Finished 2019 - 44 hits, 35 RBI, 9 2Bs, 8 HRs, 16 HBPs.
- Scored a run in 8-straight games (March 17-30).
- Reached base safely in 15-straight (March 3-30).
- Hit Walk-Off 2-run 2B vs. LA Tech (April 20).
- Has started 126-of-133 games played in MU career.
- 4th all-time in MU history with 9 triples.
- 8th all-time in MU history with 25 HBPs.



#77 Madison Whitaker, Sr., IF, New Palestine, Ind.

- Splitting time at 2B with Armani Brown. Has appeared in 5 games with 2 starts. 1 hit, 1 RBI both at Longwood (3/10).
- 1st MU start in season-opener vs. Akron (3/3).
- Transfer from Wright State. Played in 106 games with 105 starts from 2018-20 for Raiders.
- Finished Wright State career with 86 hits, 43 runs, 16 2Bs, 2 3Bs, 8 HRs & 53 RBI.
- Played in just 4 games with 3 starts in 2020.
- In 2019 started 49 games, hit .278 with 44 hits, led team with 5 HRs, 30 RBI, 69 total bases & slugged .437.
- Opened 2019 season with 6-game hit streak.
- Named to 2018 Horizon League All-Freshman Team.
- Started 53 games as a freshman, finished 2nd on team with 41 hits, 8 2Bs, 3 HRs & 23 RBI. Struck out fewest times of regular starters for Raiders with just 15 in 168 at bats. Led team with 100 assists.
- Tied career-high with 3 hits, 2 RBI & 3rd HR of the year at Detroit Mercy (in 2018 while new MU teammate was redshirting).



Marshall Softball Talking Points-Coaches



Head Coach Megan Smith Lyon, 3rd Season, Overall Division I record: 380-256/Overall Collegiate Record: 459-297

- Third season with Marshall after being hired in July of 2018 as the fourth head coach in Marshall softball history.
- Marshall record is 66-32. Has quickly established Marshall as a powerful offensive threat. After setting program record with 79 home runs in 2019, then in 2020 Herd led NCAA in home runs per game with 1.92 (48 total) and was on pace for over 100 before remainder of year was canceled due to COVID-19 pandemic.
- Became the fastest coach in program history to reach 50 wins (76 games) with 8-0 victory over Rhode Island on Feb. 23, 2020.
- Won 1st game with the Herd in MU debut vs. UC-Riverside, 5-2 win (Feb. 8). Went 4-1 during the first tournament at the helm for Marshall.
- Earned 400th career coaching win Feb. 16, 2019 with 10-1 victory over Presbyterian. Herd also tied single-game, program record with 5 HRs in the win.
- Spent the past nine seasons as the head coach at Kansas University. Recorded six 30+ win seasons including a 40-15 mark in 2015. Finished with 273 wins.
- Took the Jayhawks to NCAA Regionals in 2014 & 2015. In 2015 the team spent 7-consecutive weeks ranked in the top 25.
- Kansas led the Big 12 and the nation with a conference record .345 batting average. Also set team records with a .979 fielding percentage in 2014 (2nd highest nationally), and 60 home runs in 2011.
- Team sported a 20-game winning streak in 2012.
- Boasted an 11.5 game won-loss record improvement in 2011 from the year before, the 16th-best turnaround in NCAA history. Kansas opened the season with a 26-3 record, the best start in program history.
- While at Kansas, the Jayhawks had one All-American, one Academic All-American, 20 All-Big 12 selections, 20 NFCA All-Region selections, 50 All-Big 12 Academic Team honorees, three Big 12 Scholar Athletes of the Year and three players taken in the NPF Draft.
- Actually coached against Marshall in her first season at Kansas, during the Florida Lipton Invitational hosted by the Florida Gators. Marshall won the first matchup 7-3 on Feb. 19 and then the Jayhawks won the second contest, also by a score of 7-3, on Feb. 21.
- Started the softball program at Western Carolina and finished with a 41-20 record in the first season (2006) and a 16-4 Southern Conference mark and was named SoCon Coach of the Year. The Catamounts won regular season title along with 6 players named all-conference (5 1st team), 2 All-Region 2nd team and the 2006 Pitcher of the Year (Mendy McKenzie). Western Carolina broke conference single season home run record with 81 and ranked 3rd in NCAA in home runs per game, 14th in slugging percentage and 19th in scoring.
- Spent two seasons as the head coach at Young Harris and had a 79-41 record. Finished as the NJCAA Regional Runner-up both years.
- Prior to coaching at Kansas, spent three seasons as an assistant at LSU under Yvette Girouard. Tigers won the 2007 SEC Tournament, the Stanford Regional in the NCAA Tournament and finished the year with 55 wins. LSU ended the regular season 3rd in the ESPN/USA Today Poll.
- Also an assistant coach at Charlotte in 2003 and for her alma mater UNC in 2004. The Tar Heels made the NCAA Tournament (Waco regional) that season.
- Played third base at UNC for Donna J. Papa from 1996-99. Still listed fifth all-time in career assists with 380. Team finished first in the ACC in 1996 and 1998. Won 30+ games in a season three times, record of 125-106 during playing days.
- Also played against Marshall three times as a player at UNC. The Tar Heels won two of the three games. UNC won the first 3-2 on Feb. 25, 1996. Marshall won the second, 1-0, Feb. 21, 1997. UNC took the third one, 8-0 on March 14, 1997.
- Married assistant coach Corey Lyon on May 22, 2020.



Assistant Coach Corey Lyon, 3rd Season (Coaching 3rd Base)

- Has helped push Marshall to powerful offensive threat. MU has hit 127 home runs in 89 games from 2019-20. Herd led NCAA in 2020 in home runs per game at 1.92.
- Helped lead Herd to one of its largest win-improvements in team history with a offensive record-breaking season in 2019.
- Marshall tied or broke a total of 30 records.
- Spent the past four seasons as the head coach at UL-Monroe.
- Warhawks totaled 111 wins including two 30+ win seasons.
- During tenure had 10 players named to the All-Sun Belt Conference teams, two NFCA All-Region selections and six players chosen by the Louisiana Sports Writers Association for All-Louisiana recognition. Team earned the Sun Belt Conference Team GPA Award in 2015 & 2016.
- Broke several school offensive records including team batting average, RBI in a season, runs scored in a season, hit by pitches in a season, team slugging percentage, on base percentage and most runs scored in a game. Finished 2018 season in the top 30 in the nation in batting average, scoring and stolen bases.
- In 2015, UL-Monroe finished second in the country with 143 stolen bases. Just 10 steals behind Marshall for the top spot.
- Also coached at Southern Arkansas University (2011-14) and led program to its first winning season in 9 years. 90 wins in 3 years was the most in program history over a 3-year span. The Lady Muleriders set 31 school records and won the 2014 Great American Conference Tournament to qualify for the 1st Division II NCAA Tournament in program history.
- Previous coaching experience includes four seasons at Paris Junior College (Texas) where he compiled a 125-53 record.
- Married head coach Megan Smith on May 22, 2020



Assistant Coach Maddie Holub, 3rd Season

- Helped direct of the biggest win-turnarounds in program history in 2019, a return to the C-USA Championship game and first trip to the NISC.
- Coached Marshall's pitching staff to break a 22-year old team record with 16 shutouts in 2019.
- Was named to the Fort Hays State Athletics Hall of Fame in October of 2019.
- Spent the previous four seasons before coming to Marshall as the pitching coach at Saint Leo University (Saint Leo, Fla.).
- Helped the Lions to back-to-back NCAA Division II postseason appearances and reached the World Series in 2018.
- Saint Leo never won fewer than 37 games during her tenure. Coached Stephanie Adkins who won back-to-back Sunshine State Conference Pitcher of the Year honors. Team also featured five pitchers in a three-year span named all-conference. Her pitching staff ERAs stayed below 2.04 during all four years. Highlighted by a 0.93 staff ERA in 2016 that garnered the National Statistical Championship. Team averaged 16 shutouts per season.
- Prior to Saint Leo, Maddie coached at Fort Hays State, her alma mater. The Tigers were ranked as high as No. 13 in the country during time on staff.
- Also coached overseas in Collecchio, Italy with the Collecchio Softball 17U and 10U squads.
- Still holds career records at Fort Hays State as a pitcher and hitter with hits (255), runs scored (183), RBI (160), home runs (46), wins (77) and strikeouts (974). Her name also appears in many other top-10 categories. She tossed 7 no-hitter and shared in an 8th. Contributed to 2 perfect games.
- 4-time all-conference honors as well as the Mid-America Intercollegiate Athletics Association Player and Pitcher of the Year as a senior in 2013.



Volunteer Assistant Sam Boone, 1st season (Coaching First base)

- 1st season on the Herd staff. Assists in all capacities with practice, travel and video.
- Former Marshall baseball player from 2017-19. Appeared in 24 games as a relief pitcher.
- After playing career, was assistant baseball coach and recruiting coordinator at Shoreline Community College. Also instructor at Base by Pros in Lynnwood, Wash., in charge of research and development on the pitching front, while giving lessons to athletes.
- Appeared in three games in 2017 before season-ending injury, had five strikeouts in three innings. Season-high 2 Ks at Georgia State & Virginia Tech.
- In 2018, appeared in 7 games working his way back from Tommy John Surgery. Season-high 3 Ks vs. Ohio & WVU. Pitched 3.2 innings vs. Ohio, allowing one run & one hit.
- In 2019, appeared in 14 games all out of the bullpen. Did not give up an earned run in his first 8 appearances, total of 11 innings pitched. Finished season with 19 Ks in 15.1 innings. Record a win against Iona (Feb. 23) and a save vs. Eastern Michigan (March 9).
- Prior to playing for Herd, spent 2015 season at Washington State and then 2016 at Shoreline Community College (Washington).
- For Washington State, appeared in 2 games with 1 total inning and 2 strikeouts.
- With Shoreline Community College, started all 6 of his appearances, pitched 37.2 innings with a 3.34 ERA and 47 strikeouts, 2-3 record.

HERD NOTES

Last Time Out: Herd drops doubleheader at Longwood

Marshall struggled at the plate and in the circle on the road against the Lancers. The Herd fell in the first game 5-2 and then 7-5 in the second. Marshall scored first in the first matchup as Aly Harrell homered for the fourth time this season with a solo shot in the third inning. Longwood responded with two runs in the bottom of the third, then the Herd tied the game in the top of the fourth as Madison Whitaker drove in Sierra Huerta. However, eight batters came to the plate for the Lancers in the bottom of the fourth ultimately scoring three runs and taking back the lead for good. Marshall had a chance in the top of the seventh with two runners on base but could not find the timely hit. Harrell was 2-for-2 with two walks in the contest.

In game two, it looked like the Herd was going to bounce back scoring three runs in the top of the first. Mya Stevenson drove in Harrell with a single and then Paige Halliwill plated Stevenson and Huerta with a single to right. Longwood put up two runs in the bottom of the frame to cut the deficit to one. Marshall scored again in the top of the third as Stevenson hit her second homer of the year. But, once again, Longwood responded with two more runs to tie the game at four. The Lancers then took the lead with two more runs in the fourth and one in the fifth. The Herd cut the deficit to two in the top of the seventh when Saige Pye homered to left-center, but just could not generate anymore offense.

#LookUpAndSayGoodbye Team 28 Bomb Counter - 17

Marshall picked up right where it left off in 2020 with blasting more home runs in 2021. Through nine games, Team 28 has hit 17 bombs with eight different players sending one over the fence. MUSB has also hit at least one homer in every contest so far.

Games and home runs hit

March 3 - Akron (1) - Paige Halliwill	1
March 3 - Akron (2) - Paige Halliwill & Grace Chelemen	3
March 5 - Bowling Green - Aly Harrell, Sierra Huerta & Blakely Burch	6
March 6 - Valparaiso - Mya Stevenson, Aly Harrell & Grace Chelemen	9
March 6 - Saint Francis - Paige Halliwill & Katie Adams	11
March 7 - Saint Francis - Saige Pye	12
March 7 - Valparaiso - Aly Harrell & Blakely Burch	14
March 10 - at Longwood (1) - Aly Harrell	15
March 10 - at Longwood (2) - Mya Stevenson & Saige Pye	17

Harrell and Stevenson Race up the MUSB Home Run Charts

Aly Harrell and Mya Stevenson have been in a friendly competitive arms race since the two became teammates in 2019. Through nine games in 2021, both hitters have 34 in their respective careers and are tied for third all-time in program history, right behind Shaelynn Braxton (2013-15, '17) with 35. Four-time All-American, and current minor league hitting coach for the Chicago Cubs, Rachel Folden (2005-08) still holds the all-time mark with 58. However, there are two sluggers who are closing in quickly.

2021 Season Finally Gets Started

Head coach Megan Smith Lyon returns a very talented lineup in her third season. Marshall was picked to finish second in the east division in Conference USA. The offensive lineup that led the nation in 2020 in home runs per game (1.92) comes back nearly intact. The only player who hit a home run for the Herd in 2020 that is not back in the lineup is departed senior Haleigh Christopher who hit six. Marshall has 42-of-48 homers smashed back for 2021.

Junior Mya Stevenson led the team and tied for the NCAA lead with 12 home runs. Graduate Sierra Huerta, who was able to come back for another season, was second on the team with nine and senior Saige Pye cranked out eight in her first year at Marshall. All three players were named to the Conference USA All-Preseason Team as voted on by the league's coaches.

Senior Aly Harrell was named the 2021 Conference USA Preseason Player of the Year. Harrell, who finished fifth on the team with five home runs, bat .441 a year ago and led the team with 23 walks and an on base percentage of .602. Since 2019, no one in the NCAA has been issued more free passes to first base from a walk or hit-by-pitch, than Harrell. The Gahanna, Ohio native combined for 114 free passes (91 walks and 23 hit-by-pitches) in 89 games, with Bailey Hemphill of Alabama as the next closest player with 86.

Along with the bats, Marshall returns a solid defense with playmakers at every position, and a pitching staff that is bringing back 16-of-18 wins from 2020. Senior Laney Jones finished last season with an 8-2 record and 61 strikeouts. Jones recorded four saves as well, tied for sixth in the NCAA, and tied a program record set back in 2004. Sophomore Ashley Blessin went 7-0 and tossed two shutouts. Senior Megan Stauffer also spent time in the circle with 13 innings and a 1-1 record. The only pitcher not back for Marshall is departed senior Kailee Williamson who threw 22.1 innings in 2020.

Coach Smith Lyon has also gathered a talented group of newcomers that add depth and assistance. Newcomers to the Herd for the 2021 season include five freshmen and six transfers. The freshman class consists of pitcher Brianna McCown, catcher Kat Sackett, infielder Amaya Lee, and outfielders Kay Kay Kenney and Paige Halliwill. The transfers are pitchers Cailey Joyce (La Salle University) and Madi Garay (University of Louisiana), infielders Taylor Robinson (Gulf Coast State College), Camryn Michallas (Gulf Coast State College), and Madison Whitaker (Wright State), and outfielder Ellie Boteler (Detroit Mercy).


Look Up and Say GOODBYE

Marshall returns 42-of-48 homers smashed in 2020. The only player who hit a home run in 2020 not back for 2021 is departed senior Haleigh Christopher who had six.

Mya Stevenson	12 - 32 career (tied for 3rd all-time with Samantha Rodriguez 2005-08)
Sierra Huerta	9 - 18 career (34 combined with JUCO career, 17 for Moorpark College 2017-18)
Saige Pye	8 - 9 career (hit one as a freshman at Georgia Tech in 2018)
Aly Harrell	5 - 30 career (4th all-time)
Blakely Burch	2 - 10 career
Rachel Rousseau	2 - 9 career
Katie Adams	3 - 3 career (1st of her career at Norfolk State)

Mya Stevenson Shatters Home Run Records

Since Mya Stevenson put on a Marshall uniform, she has been smashing long-held home run records. Everyone knows about her 20 home runs as a freshman that not only led the nation among freshmen, but broke the Herd's freshman record and single-season mark. The freshman record was just a year old as Aly Harrell hit 11 in 2018. However, the single-season record of 18 was set back in 2006 by four-time All-American Rachel Folden (2005-08). This season, Stevenson's power has continued to shine. On March 7 against Rutgers, the sophomore slugger hit her 10th home run and became the fastest player in program history to reach double-digit homers in a season, in just her 22nd game of the year. The old record was again set by Folden in 2006 who hit her 10th home run in her 23rd game of the season. Stevenson's 10th of the year was also her 30th of her career, again reaching that milestone faster than anyone else. It took just 83 games. Folden had been the quickest to 30 before, doing it in 119 games shortly in to her junior season. Over an 11-game stretch last season, Stevenson hit eight homers. Folden hit nine in an 11-game span (Feb. 24-March 12) in 2006. Stevenson is now tied with one of Folden's classmates, Samantha Rodriguez, for third all-time in team history with 32 career home runs. Folden still holds the all-time mark with 58.



Photos by Adam Gue

Ranked in the NCAA Stats

Where Marshall ranked in the NCAA stats in 2020:

Team:

Home Runs Per Game:1st (1.92 home runs per game)

Slugging Percentage:2nd (.643)

Batting Average:7th (.357)

On Base Percentage:7th (.440)

Scoring:7th (7.56 runs per game)

Doubles:24th (41)

Doubles Per Game:34th (1.64)

Individual

Home Runs Per Game:3rd - Mya Stevenson (.48)

RBI per Game:3rd - Mya Stevenson (1.44)

RBI:2nd - Mya Stevenson (36)

On Base Percentage:4th - Aly Harrell (.602)

Saves:6th - Laney Jones (4)


Slugging Percentage:11th - Mya Stevenson (.910)

Walks Per Game:10th - Aly Harrell (.92)

Hits:11th - Saige Pye (37)

Total Home Runs:T1st - Mya Stevenson (12) - tied Paige Rauch of Villanova and Bailey Vannoy of Charlotte

Total Bases:9th - Mya Stevenson (71)



Photos by Adam Gue

All-time Meetings

Chattanooga: 31 all-time meetings

Chattanooga leads 22-9

Date	W/L	Score	Site	Rank
3/19/94	L	8-5	A	
3/19/94	L	11-6	A	
4/22/94	W	5-2	*	
4/1/95	L	7-0	H	
4/1/95	L	6-5	H	
4/2/95	L	7-1	H	
4/2/95	L	5-2	H	
4/22/95	W	4-0	*	
4/21/96	L	7-0	A	
4/21/96	L	9-1	A	
4/22/96	L	5-1	A	
4/22/96	W	5-2	A	
4/27/96	L	3-2	*	
3/22/97	W	7-0	N	
4/10/97	W	5-4	H	
4/10/97	W	3-0	H	
4/11/97	L	1-0	H	
4/11/97	W	3-2	H	
4/20/97	L	3-0	A	
4/26/97	L	8-0	*	
2/27/00	L	6-5(9)	A	
2/24/01	W	3-1	A	
2/25/01	L	3-0	A	
2/28/03	L	3-1	A	
2/29/04	L	5-2	A	
2/16/07	L	6-5	N	
3/20/07	W	2-0	A	
3/20/07	L	4-0	A	
3/2/08	L	6-5	A	
4/4/12	L	4-1	A	
2/14/20	L	10-8	A	

* Southern Conference Tournament

The Automated ScoreBook

Marshall University at Chattanooga

Feb 14, 2020 at Chattanooga, Tenn. (Frost Stadium)

Marshall University 8 (2-3)

Chattanooga 10 (2-1)

Player	ab	r	h	rbi	bb	so	po	a	lob	Player	ab	r	h	rbi	bb	so	po	a	lob
STEVENSON, Mya rf	4	2	1	1	0	0	0	0	0	Coltharp ss	4	1	2	1	1	2	3	2	0
HARRELL, Aly 1b	3	0	1	0	1	1	2	0	2	Lewis 2b	0	1	0	0	1	0	1	0	0
PENNINGTON, Rachel pr	0	1	0	0	0	0	0	0	0	Armour pr	1	0	0	0	0	1	0	0	3
HUERTA, Sierra 2b	4	1	1	0	0	2	0	1	0	Lynch ph/2b	2	0	0	0	0	1	0	0	3
PYE, Saige dh	3	2	3	2	1	0	0	0	0	Walker rf	4	2	4	0	0	0	1	0	0
ROUSSEAU, Rachel cf	4	1	0	0	0	1	1	0	2	Grider pr	0	0	0	0	0	0	0	0	0
BURCH, Blakely 3b	4	1	1	0	0	0	2	0	1	Sturdivant 1b	2	1	1	0	1	0	6	1	0
CHRISTOPHER, Haleigh c	3	0	0	0	0	2	9	1	0	Swantic pr	0	1	0	0	0	0	0	0	0
ADAMS, Katie ph	1	0	0	0	0	0	0	0	0	Kazerooni dh	2	1	1	2	1	1	0	0	0
CHELEMEN, Grace lf	3	0	2	0	0	1	3	0	0	Casanas, Ja. pr	1	1	0	0	0	0	0	0	0
BROWN, Armani ss	4	0	1	0	0	1	1	0	2	Corum 3b	4	1	1	2	0	0	1	0	1
WILLIAMSON, Kailee p	0	0	0	0	0	0	0	0	0	Weissenbach lf	4	1	2	4	0	1	0	0	2
STAUFFER, Megan p	0	0	0	0	0	0	0	0	0	Luna c	0	0	0	0	1	0	5	0	0
JONES, Laney p	0	0	0	0	0	0	0	0	0	Swafford ph/c	2	0	0	0	1	0	3	0	0
BLESSIN, Ashley p	0	0	0	0	0	0	0	1	0	Kruse cf	1	0	0	1	2	1	0	0	0
Totals	33	8	10	3	2	8	18	3	7	Andrews ph	1	0	0	0	0	0	0	0	0
										Hudson p	0	0	0	0	0	0	1	3	0
										Totals	28	10	11	10	8	7	21	6	9

Score by Innings

	1	2	3	4	5	6	7	R	H	E
Marshall University	2	0	6	0	0	0	0	8	10	0
Chattanooga	5	0	0	5	0	0	X	10	11	4

E - Coltharp(1); Corum(2); Luna 2. DP - UTC 1. LOB - MAR 7; UTC 9. 2B - BURCH, B.(1); Corum(1). HR - STEVENSON, M.(3); PYE, S.(2). HBP - CHELEMEN, G.. SH - Sturdivant(1). SB - ROUSSEAU, R.(3).

Marshall University	ip	h	r	er	bb	so	ab	bf	Chattanooga	ip	h	r	er	bb	so	ab	bf
WILLIAMSON, Kailee	0.2	5	6	6	4	0	7	11	Hudson	7.0	10	8	1	2	8	33	36
STAUFFER, Megan	0.0	1	0	0	2	0	1	3									
JONES, Laney	3.0	3	4	4	2	4	11	14									
BLESSIN, Ashley	2.1	2	0	0	0	3	9	9									

Win - Hudson (2-0). Loss - WILLIAMSON, K (0-2). Save - None.
WP - Hudson(1). HBP - by Hudson (CHELEMEN, G.).

Umpires - HP: Mike Herz 1B: Allen Hardy 3B: David Jolley

Start: 2:08pm Time: 2:48 Attendance: 228

Weather: 46 degrees, sunny

STAUFFER, M. faced 3 batters in the 1st.

Game Two: Chattanooga 10, Marshall 8

Another high-scoring affair followed Marshall into the second game of the day against the Mocs. The Herd began the scoring with a two-run home run from junior Saige Pye in the first. However, Chattanooga responded with five runs in the bottom of the first to take a three-run lead. Laney Jones, who came on in relief in the first, finally ended the inning with back-to-back strikeouts.

Neither team plated a run in the second inning and then the Herd offense erupted in the top of the third bringing 11 players to the plate and scoring six runs to take the lead at 8-5.

Stevenson led off the third with a solo home run, her second of the day. Three-straight singles from Harrell, Huerta and Pye loaded the bases with nobody out. Rousseau reached on an infield error that pushed across two runs and then senior Blakely Burch reached on another error that scored Pye and Rousseau. Burch kept the wheels going sliding into third. During a strikeout on the following batter, Burch swiped home to give Marshall the three-run lead.

Chattanooga came back with five runs in the bottom of the fourth to regain the lead, 10-8.

The Herd managed to get a few more runners on base but just could not find the timely hit.

Senior Kailee Williamson took the loss.

Pye finished the game 3-of-3 with two runs, two RBI and one walk. Sophomore Grace Chelemen in her first start in a Marshall uniform tallied two hits.



**Megan
Smith**

**Head Coach
3rd Season
North Carolina '99**



Megan Smith Lyon enters her third season leading the Marshall softball team after being hired as the program's fourth head coach on July 25, 2018. Coach Smith became the fastest to reach 50 wins in program history, needing just 76 games to get there, as she earned her 50th at Marshall with a dominating 8-0 win in five innings over Rhode Island on Feb. 23, 2020.

Coach Smith's record at Marshall is 66-32, a .673 winning percentage, and 459-297 overall (14 years).

Marshall was off to a record-breaking start offensively in 2020 before the year came to an abrupt end after 25 games, due to the cancellation of the season from the outbreak of the COVID-19 virus. The Herd was on pace to eclipse records that were set just the season before. As a team Marshall was batting .357, slugging .643, an on base percentage of .440, and was leading the nation in home runs per game with 1.92 (48 total). The team was on pace to hit the century mark in homers by the end of the regular season. The offensive onslaught started from the beginning of the year and picked up pace during the Pirate Classic (Feb. 28-March 1) as Marshall blasted 15 home runs in five games. The Herd tied its single-game record of five home runs twice. The first time came against the Delaware State Hornets (Feb. 28) and then at No. 11 Kentucky (March 11). Marshall was seventh in the nation in scoring with 7.56 runs per game, with the old team record of 5.40 set in 2015. Other per game averages that displayed the Herd's offensive prowess included 9.84 hits (old record 9.28 in 2015), 1.64 doubles (1.40 set in 2008), 6.96 RBI (4.88 set in 2019), 17.72 total bases (12.31 set in 2017), and 3.48 walks per contest (3.44 set in 2019). Marshall had eight wins by the mercy rule, tied for third-most in a season (2006) in team history.

Coach Smith led a big turnaround for the Herd with a 17-win improvement (tied for second-best in program history) at 42-22.

Her first season with the Herd was a record-breaking one along with leading the team to the Conference USA Championship game for the first time since 2014 as the No. 4 seed in the tournament. Following the 3-1 championship game loss to No. 2 seed Louisiana Tech, Marshall received an invite to the National Invitational Softball Championship and played in the Lynchburg, Va., Regional. Again Marshall fought its way into the regional championship game before falling to the host Liberty Flames. The Herd ended the season tying the record for most wins in a season with 42.

Coach Smith won her debut game for the Green and White with a 5-2 victory over UC-Riverside (Feb. 8) in San Diego, Calif. She earned her 400th career coaching victory with a 10-1 win against Presbyterian (Feb. 16). The Herd finished the early part of the season with a 17-6 record before diving into Conference USA action. Marshall was predicted to finish eighth in the preseason coaches' poll but battled through to a 17-7 record with the series win in 7-of-8 conference matchups. The Herd played well at home with a 13-6 record including two walk-off victories at the Dot in conference action against WKU and Louisiana Tech.

During the season, the team as well as individual players were ranked nationally in many statistical categories. By the end of the season Marshall was ranked in the top 100 in home runs (19th), shutouts (tied for 21st), slugging percentage (27th), on base percentage (40th), runs per game (45th), winning percentage (51st) and fielding percentage (97th). Individually Aly Harrell led the country in total walks (68) and combined free passes with 85 (68 walks and 17 hit-by-pitches). Sierra Huerta led the nation in hit-by-pitches with 30 which was also good for 12th most all-time in NCAA history. Freshman Mya Stevenson led all freshman across Division I with 20 homers. Marshall players in total ranked in the top 50 in the country 17 times by the end of the 2019 season.

The 2019 Marshall softball team broke or tied 15 team records and 15 individual records.

Team Records:

Most postseason games played – 10, previous record of six in 2013 & 2017
Most games played – 64, previous record of 62 set in 1996
Highest slugging percentage – .489, previous record of .465 set in 2008
Most runs scored – 339, previous record of 282 set in 2014
Most doubles – 83, previous record of 80 set in 2005
Most home runs – 79, previous record of 52 set in 2008
Most RBI – 312, previous record of 244 set in 2008
Most total bases – 785, previous record of 669 set in 2008
Most walks – 220, previous record of 166 set in 2007

Most hit-by-pitches – 74, previous record of 51 set in 2010
Most shutouts – 16, previous record of 15 set in 1997
Most times back-to-back home runs in a season – 4
Tied for most wins – 42, set in 2017
Tied for most triples – 13, set in 2017
Tied most home runs in a game – 5 vs. Presbyterian, set in 2014 at Northern Kentucky

Individual Records:

On base percentage single-season and career – Aly Harrell .578 season and .539 career
Games played and started – 64 Aly Harrell and Sierra Huerta
Triples – 7 Blakely Burch
Home runs – 20 Mya Stevenson (also freshman record)
Walks – 68 Aly Harrell
Hit-by-pitches – 30 Sierra Huerta
Total bases by freshman – 130 Mya Stevenson
Putouts – 459 Aly Harrell
Cycle – Mya Stevenson at Charlotte, first ever in program history
Tied walks in a game – 4 Aly Harrell
Tied hit-by-pitches in a game – 3 Aly Harrell
Longest streak of games with at least one RBI – 10 Aly Harrell

Smith, who sported a career record of 393-265 prior to coming to Marshall, led the Jayhawks to six consecutive 30-win seasons and back-to-back appearances in the NCAA Tournament in 2014 and 2015 during her nine seasons at the helm. The 2015 campaign yielded the first 40-win season for the program in 23 years, the best start in school history for the second time in her tenure (12-0) and seven consecutive weeks in the top 25. Her 2013 team recorded the program's highest winning percentage (.680) in 21 years, broke the Big 12 record for batting average (.345), the highest mark in the NCAA that season. In 2012, Kansas had a 20-game win streak and, the year before, boasted an 11.5 game won-loss record improvement, the 16th-best turnaround in NCAA history. The 26-3 mark to open the 2011 season was also the best start in the program's history.

"I am extremely honored and excited to be a part of the Marshall family," said Smith. "There is such a strong history and tradition of success within the softball program and I am humbled to now be a part of that. I want to thank Mike Hamrick for this incredible opportunity for me and my son Cooper. I am eager to get to know the players and to get started this fall!"

At Kansas, she coached one All-American, one academic All-American, 20 All-Big 12 selections, 20 NFCA (National Fastpitch Coaches Association) All-Region selections, 50 All-Big 12 Academic Team honorees, three Big 12 Scholar Athletes of the Year and three student-athletes taken in the NPF (National Pro Fastpitch) Draft. The program also set single-season fielding percentage (2014, .979-second-highest nationally) and home run records during her time as head coach (60, 2011).

Prior to her time in Lawrence, Smith was an assistant for LSU for three seasons, where she helped the Tigers in winning the 2007 SEC Tournament and the Stanford Regional in the NCAA Tournament en route to 55 wins. LSU finished the regular season ranked third in the ESPN/USA Today poll. The following season, the Tigers picked up 44 wins on their way to a #9 national seed in the NCAA Tournament. During her tenure, she mentored two All-Americans and five NFCA All-South Region honorees.

Smith started the softball program at Western Carolina and posted a 41-20 record in WCU's inaugural season, earning 2006 Southern Conference Coach of the Year honors, while leading the Catamounts to the league's regular season title. That season, five student-athletes garnered first-team all-league acclaim, with another on the second team and two more were tabbed on the NFCA Southeast All-Region second team. She also coached the conference's 2006 Pitcher of the Year and Freshman of the Year. WCU broke the league's single-season home run record (81) that year, part of an explosive offensive season for the program (third in the nation in home runs per game, 14th in slugging percentage, 19th in scoring).

She also had assistant coaching stops at her alma mater North Carolina (2004), where she helped the Tar Heels reach the NCAA Tournament, and at Charlotte in 2003.

Her first head coaching position came at Young Harris College in Georgia, where she put up a 79-41 record over two seasons.

“We are very much looking forward to Megan leading our softball program,” said Marshall Director of Athletics Mike Hamrick. “She is a proven winner and has a reputation for helping mold top-quality student-athletes. Our program is eager for her arrival in Huntington.”

Smith, who is an NCAA Division I Softball Committee member, graduated from North Carolina in May 1999 with a Bachelor of Arts in Physical Education and Recreation Studies. She received her Master of Science in Human Performance and Sport Studies from Tennessee in August of 2000.

A Walkertown, N.C. native, Smith and the late Paul Buske have one son, Cooper.

Smith and assistant coach Corey Lyon, married on May 22, 2020.

COACH SMITH YEAR-BY-YEAR

Year	School	Record	Conference	Post Season
2001	Young Harris	34-25		NJCAA Regional Runner-up
2002	Young Harris	45-16		NJCAA Regional Runner-up
2005	W. Carolina	0-0		Start of the program
2006	W. Carolina	41-20	16-4	1st Southern Conference
2010	Kansas	21-35	2-16	10th Big 12
2011	Kansas	31-22	2-16	10th Big 12
2012	Kansas	31-20	6-17	9th Big 12
2013	Kansas	34-16	9-8	4th Big 12
2014	Kansas	34-23	7-11	5th Big 12/NCAA Regionals (1-2)
2015	Kansas	40-15	8-10	5th Big 12/NCAA Regionals (2-2)
2016	Kansas	31-20	8-9	4th Big 12
2017	Kansas	24-28	3-14	7th Big 12
2018	Kansas	27-25	2-16	7th Big 12
2019	Marshall	42-22	17-7	4th C-USA/C-USA Tourn. Runner-Up/NISC Lynchburg Regional Runner-Up (3-2)
2020	Marshall	18-7	0-0	Remainder of season was canceled due to COVID-19 pandemic
2021	Marshall	6-3	0-0	
Record 13 yrs		459-297	80-128	
Record Div I 10 yrs		380-256	80-128	
at Young Harris 2 yrs		79-41		
at Western Carolina 1 yr		41-20	16-4	
at Kansas 9 yrs		273-204	47-117	
At Marshall 3 yrs		66-32	17-7	



Season Trends/Last Time

MARSHALL'S RECORD WHEN...

at Home	6-1
Away	0-2
Neutral	0-0
Conference	0-0
Non-Conference	6-3
Record	6-3
Longest winning streak	6
Longest losing streak	3
Current streak	Losing - 3
Largest margin of victory	8 (2x)
Largest margin of loss	3
One-Run Games	2-1
Two-Run Games	1-1
Three-Four Run Games	1-1
Five-Plus Run Games	2-0
Scoring zero-two runs	2-1
Scoring three-five runs	0-2
Scoring six-nine runs	4-0
Scoring 10+ runs	0-0
Out hit the opponent	5-0
Gets out hit by opponent	1-2
Hits are Even	0-1
Records five or fewer hits	1-1
Records six-nine hits	3-2
Records 10+ hits	2-0
In extra innings	0-0
In shutouts	2-0
Scoring first	4-3
Opponent scores first	2-0
Scoring in first inning	3-2
Ahead after fourth inning	5-1
Ahead after fifth inning	5-1
Ahead after sixth inning	4-0
Trailing after fourth inning	0-2
Trailing after fifth inning	0-2
Trailing after sixth inning	0-2
Tied after fourth inning	1-0
Tied after fifth inning	0-0
Tied after sixth inning	0-1
February	0-0
March	6-3
April	0-0
May	0-0

Occurred in 2021 in *Italics and Green*

Offense

Scored 10-14 Runs	14 at Norfolk State, March 1, 2020
Scored 15+ Runs	15 at No. 11 Kentucky, March 11, 2020
<i>Recorded 10-14 Hits</i>	<i>12 last vs. Valparaiso, March 6, 2021</i>
.....	<i>2x in 2021 (Akron Game 2)</i>
Recorded 15+ Hits.....	15 at Norfolk State, March 1, 2020
<i>Hit 4+ Doubles.....</i>	<i>4 vs. Akron (Game 2), March 3, 2021</i>
.....	<i>Prior to that at Norfolk State, Feb. 29, 2020</i>
Hit 2+ Triples	2 vs. East Tennessee State, Feb. 21, 2020
<i>Hit 2-4 Home Runs.....</i>	<i>2 at Longwood (Game 2), March 10, 2021</i>
.....	<i>6x in 2021</i>
Hit 5+ Home Runs	5 at No. 11 Kentucky, March 11, 2020
<i>Drew 5-9 Walks</i>	<i>6 vs. Akron (Game 1), March 3, 2021</i>
.....	<i>Prior to that, 7 at No. 11 Kentucky, March 11, 2020</i>
Drew 10+ Walks.....	13 vs. Kent State, March 6, 2011
30+ Total Bases.....	30 vs. Delaware State, Feb. 28, 2020
<i>3-4 Hit-By-Pitches</i>	<i>3 at Longwood (Game 1), March 10, 2021</i>
.....	<i>3 (2x) in 2021(Akron Game 1)</i>
2+ Intentional Walks.....	2 at Florida Gulf Coast (2), March 21, 2018
Stole 5-7 Bases.....	5 vs. UTSA, March 23, 2019
Stole 8-9 Bases.....	8 at Virginia Tech, April 21, 2017
Stole 10+ Bases	11 vs. UMass-Lowell, Feb. 17, 2018
2+ Sacrifice Flies.....	3 at Hampton, Feb. 28, 2020
4+ Sacrifices.....	4 vs. Cal Poly, Feb. 9, 2019
Struck Out 10+ Times.....	10 at Kennesaw State, Fe. 22, 2020

Pitching

Pitched 10+ Strikeouts	10 at Norfolk State, Feb. 29, 2020
Pitched 0 Walks	at Hampton, Feb. 28, 2020
Pitched 5-9 Walks	9 at No. 11 Kentucky, March 11, 2020
Pitched 10+ Walks	13 at USF, Feb. 21, 2015
<i>Held a Team Without a Run</i>	<i>vs. Saint Francis, March 6, 2021</i>
.....	<i>2x in 2021(Akron Game 2)</i>
Allowed 10+ Runs	16 at No. 11 Kentucky, March 11, 2020
<i>Allowed 10+ Hits.....</i>	<i>13 at Longwood (Game 2), March 10, 2021</i>
.....	<i>2x in 2021 (10-Valpo)</i>
Pitched Consecutive Shutouts.....	(4 games) May 4-9, 2019 vs. Florida Atlantic (2x),
.....	UTSA and North Texas

Defense

30+ Putouts	30 vs. WKU (10 inn.), March 13, 2015
10-14 Assists.....	12 at Norfolk State, March 1, 2020
15+ Assists	15 vs. Louisville, April 23, 2019
<i>3-4 Errors.....</i>	<i>4 vs. Akron (Game 1), March 3, 2021</i>
.....	<i>Prior to that, 4 at No. 11 Kentucky, March 11, 2020</i>
5+ Errors.....	5 vs. Lipscomb, Feb. 14, 2020
2+ Double Plays.....	2 at No. 11 Kentucky, March 11, 2020
5-7 Stolen Bases Allowed.....	7 vs. Lipscomb, Feb. 14, 2020
8+ Stolen Bases Allowed.....	9 at Georgia, Feb. 23, 2002

Beat a Top 25 Team	April 2, 2008, at #24 Ohio State (11-0 & 6-1)
Was No Hit.....	Feb. 8, 2013 at No. 12 USF (421 games)

Season Trends/Last Time

By a Marshall Player

Hit for the Cycle.....	Mya Stevenson 4-for-4 (3B, 1B, HR, 2B) at Charlotte (1), March 16, 2019
Had 4 Hits	Saige Pye 4-of-5 at No. 11 Kentucky, March 11, 2020
Had 5+ Hits	Morgan Zerkle, 5-for-5 vs. Bucknell, Feb. 14, 2015
Scored 3+ Runs	Sierra Huerta & Rachel Rousseau, 3 at No. 11 Kentucky, March 11, 2020
<i>Drove in 3-4 Runs.....</i>	<i>Paige Halliwill, 3 vs. Bowling Green, March 5, 2021</i>
.....	<i>Players accomplished it 3x in 2021 (Adams & Chelemen vs. Akron)</i>
.....	<i>Players accomplished it 22x in 2020</i>
Drove in 5+ Runs	Saige Pye, 7 at No.11 Kentucky, March 11, 2020
.....	Players accomplished it 4x in 2020 (Mya Stevenson 2x, Katie Adams & Saige Pye)
<i>Hit 2 Doubles</i>	<i>Katie Adams both games of DH vs. Akron, March 3, 2021</i>
.....	<i>Katie Adams vs. Akron (1), March 4, 2020</i>
Hit 3+ Doubles	Deanna Tourville, 3 vs. Ohio, April 16, 2005
Hit 2+ Triples	Amanda Williams, 2 vs. Bowling Green, March 31, 2004
Hit 2 Home Runs	Saige Pye at No. 11 Kentucky, March 8, 2020
.....	Players accomplished it 5x in 2020 (Sierra Huerta - 2, Mya Stevenson - 2 & Saige Pye)
Hit 3+ Home Runs	Shaelynn Braxton, 3 at Northern Kentucky, April 9, 2014
Hit Back-to-Back HRs	Mya Stevenson & Saige Pye vs. Rutgers, March 7, 2020
.....	happened 2x in 2020
Hit back-to-back-to-back HRs	Rachel Folden, Samantha Rodriguez, Caitlyn Jackson
.....	at Morehead State, April 15, 2008
Walked 3 Times.....	Aly Harrell vs. Howard, Feb. 29, 2020
.....	Players have done it 3x in 2020 (Aly Harrell - 2, Mya Stevenson - 1)
Walked 4+ Times.....	Aly Harrell, 4 vs. WKU, April 7, 2019
<i>HBP 2 Times.....</i>	<i>Sierra Huerta at Longwood (Game 1), March 10, 2021</i>
.....	<i>Prior to that, Aly Harrell at USC Upstate, Feb. 9, 2020</i>
HBP 3 Times	Aly Harrell at No. 20 James Madison, March 27, 2019
Stole 3-4 Bases.....	Hannah Giammarino, 3 vs. Rider, March 3, 2019
Stole 5+ Bases.....	Morgan Zerkle, 5 vs. Delaware State, March 5, 2017
Had a Walk-Off HR.....	Rachel Rousseau 8th inn. vs. WKU (8-7), April 7, 2019
Had a Walk-Off Hit.....	Blakely Burch vs. East Tennessee State, Feb. 21, 2020
.....	RBI single in the bottom of the 8th, Rachel Pennington scored
.....	Prior to that, Blakely Burch vs. Louisiana Tech, April 20, 2019
.....	2-run 2B in the bottom of the 7th, Rachel Rousseau and Samantha Loose scored
Had a Walk-Off Stolen base	Elicia D'Orazio vs. Lipscomb (2-1), Feb. 10, 2017
.....	Stole home in the bottom of the 8th inning
Pitched 10+ Innings	Jordan Dixon, 11.1 vs. Illinois NCAA Regionals, May 18, 2017
Struck Out 10+ Batters	Jordan Dixon, 10 at Virginia Tech, April 21, 2017
<i>Pitched a Shutout.....</i>	<i>Laney Jones vs. Saint Francis, March 6, 2021</i>
.....	<i>Laney Jones has 2 in 2021 (Akron Game 2)</i>
Pitched a No-Hitter	Jordan Dixon vs. WKU C-USA Tourn., May 11, 2017
Recorded 10+ Putouts.....	Aly Harrell, 11 at Norfolk State, March 1, 2020
<i>Recorded 4-5 Assists.....</i>	<i>Blakely Burch, 4 vs. Saint Francis, March 7, 2021</i>
.....	<i>Prior to that, Ashley Blessin, 4 vs. Akron (2), March 4, 2020</i>
Recorded 6+ Assists.....	Sierra Huerta, 7 vs. Delaware State, Feb. 28, 2020
.....	Prior to that, Sierra Huerta, 6 vs. George Washington, May 16, 2019

2021 Marshall Softball Stats

The Automated ScoreBook

Overall Statistics for Marshall (as of Mar 13, 2021) (All games Sorted by Batting avg)

Record: 6-3 Home: 6-1 Away: 0-2 C-USA: 0-0

Player	avg	gp-gs	ab	r	h	2b	3b	hr	rbi	tb	slg%	bb	hp	so	gdp	ob%	sf	sh	sb-att	po	a	e	fld%
43 HARRELL, Aly	.444	9-9	27	8	12	1	0	4	8	25	.926	6	0	3	0	.545	0	0	0-0	44	3	1	.979
1 CHELEMEN, Grace	.385	9-8	26	5	10	1	0	2	4	17	.654	1	0	5	0	.407	0	0	3-5	17	0	0	1.000
44 ADAMS, Katie	.333	8-8	24	3	8	4	0	1	5	15	.625	2	0	1	0	.385	0	0	1-1	50	2	1	.981
3 BROWN, Armani	.333	9-7	15	1	5	2	0	0	1	7	.467	1	0	1	0	.375	0	0	0-1	11	7	1	.947
4 HUERTA, Sierra	.300	9-9	20	4	6	1	1	1	3	12	.600	4	4	2	0	.500	0	0	0-0	12	16	3	.903
16 PYE, Saige	.276	9-9	29	6	8	0	0	2	4	14	.483	2	1	5	0	.344	0	0	0-0	0	0	0	.000
2 HALLIWILL, Paige	.241	9-9	29	5	7	1	1	3	10	19	.655	2	1	6	0	.313	0	0	0-0	10	2	0	1.000
55 BURCH, Blakely	.238	9-9	21	6	5	0	0	2	3	11	.524	2	1	1	0	.333	0	0	1-1	13	16	4	.879
23 STEVENSON, Mya	.143	9-9	28	5	4	0	0	2	4	10	.357	1	1	6	0	.200	0	0	0-0	4	0	0	1.000

20 SACKETT, Kat	.333	1-1	3	0	1	1	0	0	0	2	.667	0	0	1	0	.333	0	0	0-0	5	0	0	1.000
77 WHITAKER, Madison	.125	5-2	8	1	1	0	0	0	1	1	.125	1	0	1	0	.222	0	0	0-0	3	4	0	1.000
27 ROUSSEAU, Rachel	.000	5-1	3	1	0	0	0	0	0	0	.000	1	0	0	0	.250	0	0	0-0	3	0	0	1.000
17 LEE, Chloe	.000	2-0	0	1	0	0	0	0	0	0	.000	0	0	0	0	.000	0	0	0-0	0	0	0	.000
28 KENNEY, Kay Kay	.000	5-0	0	0	0	0	0	0	0	0	.000	0	0	0	0	.000	0	0	1-2	0	0	0	.000
21 PENNINGTON, Rachel	.000	2-0	0	0	0	0	0	0	0	0	.000	0	0	0	0	.000	0	0	0-0	0	0	0	.000
Totals	.288	9	233	46	67	11	2	17	43	133	.571	23	8	32	0	.371	0	0	6-10	174	56	10	.958
Opponents	.244	9	221	29	54	13	1	3	25	78	.353	21	7	47	0	.328	1	8	13-15	165	70	8	.967

LOB - Team (53), Opp (55). DPs turned - Team (0), Opp (2). Picked off - CHELEMEN, G. 1.

(All games Sorted by Earned run avg)

Player	era	w-l	app	gs	cg	sho	sv	ip	h	r	er	bb	so	2b	3b	hr	b/avg	wp	hp	bks	sfa	sha
40 JONES, Laney	2.42	2-1	5	3	2	2/0	1	17.1	13	7	6	7	11	4	0	0	.203	1	3	0	0	2
34 BLESSIN, Ashley	2.86	2-1	5	3	1	0/0	0	14.2	17	9	6	3	11	4	1	0	.288	0	2	0	0	2
19 GARAY, Madi	3.77	1-1	4	2	1	0/0	1	13.0	15	7	7	5	13	3	0	1	.288	1	2	0	1	2

5 STAUFFER, Megan	0.00	0-0	1	0	0	0/0	0	0.1	1	0	0	0	0	0	0	0	.500	0	0	0	0	0
14 JOYCE, Cailey	1.31	0-0	2	1	0	0/0	0	5.1	4	1	1	2	4	2	0	0	.222	0	0	0	0	2
18 MCCOWN, Brianna	4.77	1-0	3	0	0	0/0	0	7.1	4	5	5	4	8	0	0	2	.154	2	0	0	0	0
Totals	3.02	6-3	9	9	4	2/0	2	58.0	54	29	25	21	47	13	1	3	.244	4	7	0	1	8
Opponents	5.22	3-6	9	9	3	0/0	1	55.0	67	46	41	23	32	11	2	17	.288	5	8	0	0	0

Pickoffs - Team (0), Opp (1). SBA/ATT - ADAMS, K. (12-14), JONES, L. (5-6), BLESSIN, A. (5-6), MCCOWN, B. (2-2), STAUFFER, M. (1-1), SACKETT, K. (1-1).

2021 Marshall Softball Stats

The Automated ScoreBook

Overall Statistics for Marshall (as of Mar 13, 2021)

(All games Sorted by Fielding pct)

Player	c	po	a	e	fld%	dp	sba	csb	sba%	pb	ci
1 CHELEMEN, Grace	17	17	0	0	1.000	0	0	0	.000	0	0
2 HALLIWILL, Paige	12	10	2	0	1.000	0	0	0	.000	0	0
77 WHITAKER, Madison	7	3	4	0	1.000	0	0	0	.000	0	0
20 SACKETT, Kat	5	5	0	0	1.000	0	1	0	1.000	0	0
34 BLESSIN, Ashley	5	2	3	0	1.000	0	5	1	.833	0	0
23 STEVENSON, Mya	4	4	0	0	1.000	0	0	0	.000	0	0
40 JONES, Laney	3	0	3	0	1.000	0	5	1	.833	0	0
27 ROUSSEAU, Rachel	3	3	0	0	1.000	0	0	0	.000	0	0
44 ADAMS, Katie	53	50	2	1	.981	0	12	2	.857	0	0
43 HARRELL, Aly	48	44	3	1	.979	0	0	0	.000	0	0
3 BROWN, Armani	19	11	7	1	.947	0	0	0	.000	0	0
4 HUERTA, Sierra	31	12	16	3	.903	0	0	0	.000	0	0
55 BURCH, Blakely	33	13	16	4	.879	0	0	0	.000	0	0
14 JOYCE, Cailey	0	0	0	0	.000	0	0	0	.000	0	0
19 GARAY, Madi	0	0	0	0	.000	0	0	0	.000	0	0
16 PYE, Saige	0	0	0	0	.000	0	0	0	.000	0	0
17 LEE, Chloe	0	0	0	0	.000	0	0	0	.000	0	0
28 KENNEY, Kay Kay	0	0	0	0	.000	0	0	0	.000	0	0
5 STAUFFER, Megan	0	0	0	0	.000	0	1	0	1.000	0	0
18 MCCOWN, Brianna	0	0	0	0	.000	0	2	0	1.000	0	0
21 PENNINGTON, Rachel	0	0	0	0	.000	0	0	0	.000	0	0
Totals	240	174	56	10	.958	0	13	2	.867	0	0
Opponents	243	165	70	8	.967	2	6	4	.600	0	0

Hitting minimums - 1 Games 1 AB 1.0 AB/Game 1 TPA 1.0 TPA/Game

Pitching minimums - 1 Games 1 IP 1 BF 1.0 IP/Game

2021 Marshall Softball Stats

The Automated ScoreBook Games Summary for Marshall (as of Mar 13, 2021) (All games)

Score by innings	1	2	3	4	5	6	7	Total
Marshall	12	7	7	7	4	8	1	46
Opponents	4	3	7	7	3	2	3	29

Record when ...

Overall	6-3	After 4 leading	5-1
Conference	0-0 trailing	0-2
Non-Conference	6-3 tied	1-0
Home games	6-1	After 5 leading	5-1
Away games	0-2 trailing	0-2
Neutral site	0-0 tied	0-0
Day games	6-3	After 6 leading	4-0
Night games	0-0 trailing	0-2
vs Left starter	1-0 tied	0-1
vs Right starter	5-3		
1-Run games	2-1	Hit 0 home runs	0-0
2-Run games	1-1	... 1 home run	2-1
5+Run games	2-0	... 2+ home runs	4-2
Extra innings	0-0		
Shutouts	2-0	Opponent 0 home runs	5-2
	 1 home run	0-1
Scoring 0-2 runs	2-1 2+ HRs	1-0
..... 3-5 runs	0-2		
..... 6-9 runs	4-0	Made 0 errors	2-2
..... 10+ runs	0-0 1 error	1-1
	 2+ errors	3-0
Opponent 0-2 runs	4-0		
..... 3-5 runs	1-2	Opp. made 0 errors	2-1
..... 6-9 runs	1-1 1 error	2-2
..... 10+ runs	0-0 2+ errors	2-0
Scored in 1st inning	3-2	Out-hit opponent	5-0
Opp. scored in 1st	1-1	Out-hit by opponent	1-2
Scores first	4-3	Hits are tied	0-1
Opp. scores first	2-0		

Record when team scores:

Runs	0	1	2	3	4	5	6	7	8	9	10+
W-L	0-0	0-0	2-1	0-0	0-1	0-1	0-0	2-0	1-0	1-0	0-0

Record when opponent scores:

Runs	0	1	2	3	4	5	6	7	8	9	10+
W-L	2-0	2-0	0-0	0-0	1-0	0-2	1-0	0-1	0-0	0-0	0-0

Record when leading after:

Inn.	1	2	3	4	5	6
W-L	3-2	4-2	4-1	5-1	5-1	4-0

Record when trailing after:

Inn.	1	2	3	4	5	6
W-L	1-0	1-0	1-1	0-2	0-2	0-2

Record when tied after:

Inn.	1	2	3	4	5	6
W-L	2-1	1-1	1-1	1-0	0-0	0-1

Current losing streak: 3

Longest winning streak: 6

Longest losing streak: 3

Home attendance : 2620 (7 dates avg = 374)

Away attendance : 0 (0 dates avg = 0)

Total attendance: 2620 (7 dates avg = 374)

2021 Marshall Softball Results

The Automated ScoreBook

Game Results for Marshall (as of Mar 13, 2021)

(All games)

Date	Opponent		Score	Inns	Overall	C-USA	Pitcher of record	Attend	Time
Mar 03, 2021	AKRON-1	w	7-4	7	1-0-0	0-0-0	BLESSIN, A. (W 1-0)	350	2:12
Mar 03, 2021	AKRON-2	w	8-0	5	2-0-0	0-0-0	JONES, L. (W 1-0)	350	1:33
Mar 05, 2021	BOWLING GREEN	w	7-6	7	3-0-0	0-0-0	MCCOWN, B. (W 1-0)	400	2:24
Mar 06, 2021	VALPARAISO	w	9-1	6	4-0-0	0-0-0	GARAY, M. (W 1-0)	350	2:15
Mar 06, 2021	SAINT FRANCIS	w	2-0	7	5-0-0	0-0-0	JONES, L. (W 2-0)	350	1:53
Mar 07, 2021	SAINT FRANCIS	w	2-1	7	6-0-0	0-0-0	BLESSIN, A. (W 2-0)	410	2:04
Mar 07, 2021	VALPARAISO	L	4-5	7	6-1-0	0-0-0	GARAY, M. (L 1-1)	410	2:22
Mar 10, 2021	at Longwood-1	L	2-5	7	6-2-0	0-0-0	JONES, L. (L 2-1)	-	2:08
Mar 10, 2021	at Longwood-2	L	5-7	7	6-3-0	0-0-0	BLESSIN, A. (L 2-1)	-	2:02

() extra inning game

2021 Marshall Softball Stats

The Automated ScoreBook

Team Game-by-Game for Marshall (as of Mar 13, 2021) Batting (All games)

Date	Opponent	ab	r	h	rbi	2b	3b	hr	tb	bb	ibb	sb	cs	hbp	sac	sf	gdp	k	po	a	e	lob	avg
Mar 03	AKRON	23	7	6	7	2	0	1	11	6	0	1	0	3	0	0	0	4	21	7	4	7	.261
Mar 03	AKRON	24	8	12	8	4	1	2	24	1	0	2	0	0	0	0	0	1	15	4	0	4	.383
Mar 05	BOWLING GREEN	26	7	7	6	1	0	3	17	1	0	0	1	2	0	0	0	8	21	4	0	4	.342
Mar 06	VALPARAISO	30	9	12	7	0	1	3	23	2	0	0	0	0	0	0	0	2	18	5	1	6	.359
Mar 06	SAINT FRANCIS	24	2	6	2	0	0	2	12	2	0	0	1	0	0	0	0	4	21	7	2	6	.339
Mar 07	SAINT FRANCIS	21	2	3	2	0	0	1	6	4	0	0	0	0	0	0	0	5	21	9	2	5	.311
Mar 07	VALPARAISO	31	4	9	4	1	0	2	16	2	0	3	0	0	0	0	0	5	21	7	0	8	.307
Mar 10	at Longwood	25	2	5	2	1	0	1	9	3	0	0	1	3	0	0	0	2	18	5	1	8	.294
Mar 10	at Longwood	29	5	7	5	2	0	2	15	2	0	0	1	0	0	0	0	1	18	8	0	5	.288
Totals		233	46	67	43	11	2	17	133	23	0	6	4	8	0	0	0	32	174	56	10	53	.288

The Automated ScoreBook

Team Game-by-Game for Marshall (as of Mar 13, 2021)

Pitching (All games)

Date	Opponent	ip	h	r	er	bb	so	2b	3b	hr	wp	bk	hbp	dp	ibb	score	w-l	sv	era
Mar 03	AKRON	7.0	5	4	1	1	7	0	0	0	0	0	0	0	0	7-4	1-0	0	1.00
Mar 03	AKRON	5.0	4	0	0	1	2	1	0	0	0	0	0	0	0	8-0	2-0	0	0.58
Mar 05	BOWLING GREEN	7.0	6	6	6	4	7	1	1	2	2	0	0	0	0	7-6	3-0	1	2.58
Mar 06	VALPARAISO	6.0	5	1	1	3	7	1	0	0	0	0	1	0	0	9-1	4-0	1	2.24
Mar 06	SAINT FRANCIS	7.0	2	0	0	1	7	2	0	0	1	0	1	0	0	2-0	5-0	1	1.75
Mar 07	SAINT FRANCIS	7.0	4	1	1	2	6	2	0	0	0	0	2	0	0	2-1	6-0	2	1.62
Mar 07	VALPARAISO	7.0	10	5	5	2	6	3	0	0	1	0	0	0	0	4-5	6-1	2	2.13
Mar 10	at Longwood	6.0	5	5	4	4	3	1	0	0	0	0	2	0	0	2-5	6-2	2	2.42
Mar 10	at Longwood	6.0	13	7	7	3	2	2	0	1	0	0	1	0	0	5-7	6-3	2	3.02
Totals		58.0	54	29	25	21	47	13	1	3	4	0	7	0	0	46-29	6-3	2	3.02

2021 Marshall Softball Stats

The Automated ScoreBook

Opponent Game-by-Game for Marshall (as of Mar 13, 2021) Batting (All games)

Date	Opponent	ab	r	h	rbi	2b	3b	hr	tb	bb	ibb	sb	cs	hbp	sac	sf	gdp	k	po	a	e	lob	avg
Mar 03	AKRON	26	4	5	1	0	0	0	5	1	0	1	1	0	1	0	0	7	18	8	0	3	.192
Mar 03	AKRON	18	0	4	0	1	0	0	5	1	0	0	1	0	0	0	0	2	13	5	0	4	.205
Mar 05	BOWLING GREEN	26	6	6	6	1	1	2	15	4	0	1	0	0	1	0	0	7	18	5	2	4	.214
Mar 06	VALPARAISO	22	1	5	1	1	0	0	6	3	0	0	0	1	1	0	0	7	17	7	2	8	.217
Mar 06	SAINT FRANCIS	24	0	2	0	2	0	0	4	1	0	2	0	1	0	0	0	7	18	10	1	5	.190
Mar 07	SAINT FRANCIS	25	1	4	1	2	0	0	6	2	0	4	0	2	0	0	0	6	18	10	1	7	.184
Mar 07	VALPARAISO	28	5	10	5	3	0	0	13	2	0	0	0	0	3	1	0	6	21	5	1	8	.213
Mar 10	at Longwood	23	5	5	4	1	0	0	6	4	0	4	0	2	1	0	0	3	21	9	0	7	.214
Mar 10	at Longwood	29	7	13	7	2	0	1	18	3	0	1	0	1	1	0	0	2	21	11	1	9	.244
Totals		221	29	54	25	13	1	3	78	21	0	13	2	7	8	1	0	47	165	70	8	55	.244

The Automated ScoreBook

Opponent Game-by-Game for Marshall (as of Mar 13, 2021) Pitching (All games)

Date	Opponent	ip	h	r	er	bb	so	2b	3b	hr	wp	bk	hbp	dp	ibb	score	w-l	sv	era
Mar 03	Akron	6.0	6	7	7	6	4	2	0	1	3	0	3	1	0	4-7	0-1	0	8.17
Mar 03	Akron	4.1	12	8	8	1	1	4	1	2	1	0	0	1	0	0-8	0-2	0	10.16
Mar 05	Bowling Green	6.0	7	7	5	1	8	1	0	3	0	0	2	0	0	6-7	0-3	0	8.57
Mar 06	Valparaiso	5.2	12	9	7	2	2	0	1	3	1	0	0	0	0	1-9	0-4	0	8.59
Mar 06	Saint Francis	6.0	6	2	2	2	4	0	0	2	0	0	0	0	0	0-2	0-5	0	7.25
Mar 07	Saint Francis	6.0	3	2	2	4	5	0	0	1	0	0	0	0	0	1-2	0-6	0	6.38
Mar 07	Valparaiso	7.0	9	4	3	2	5	1	0	2	0	0	0	0	0	5-4	1-6	0	5.80
Mar 10	at Longwood	7.0	5	2	2	3	2	1	0	1	0	0	3	0	0	5-2	2-6	1	5.25
Mar 10	at Longwood	7.0	7	5	5	2	1	2	0	2	0	0	0	0	0	7-5	3-6	1	5.22
Totals		55.0	67	46	41	23	32	11	2	17	5	0	8	2	0	29-46	3-6	1	5.22



1 Senior - Grace Chelemen - OF

Woodhaven, Michigan

Career Highs	Season Highs	Career/Season
At-Bats: 4 (8x) last at Longwood 3/10/21 Runs: 2 (4x) last vs. Valparaiso 3/6/21 Hits: 2 (9x) last vs. Valparaiso 3/7/21 RBI: 3 (2x) last vs. Akron 3/3/21 Doubles: 1 at Longwood 3/10/21 Triples: 1 (2x) last at Norfolk State 3/1/20 Home Runs: 1 (3x) last vs. Valparaiso 3/6/21 Walks: 2 vs. ETSU 2/22/20 SB: 2 (2x) last vs. Valparaiso 3/7/21 Putouts: 4 (3x) last vs. Akron 3/3/21 Assists:	At-Bats: 4 (3x) last at Longwood 3/10 Runs: 2 vs. Valparaiso 3/6 Hits: 2 (3x) last vs. Valparaiso 3/7 RBI: 3 vs. Akron 3/3 Doubles: 1 at Longwood 3/10 Triples: Home Runs: 1 (2x) last vs. Valparaiso 3/6 Walks: 1 vs. Saint Francis 3/6 SB: 2 vs. Valparaiso 3/7 Putouts: 4 vs. Akron 3/3 Assists:	2+ Hit Games: 9/3 2+ SB Games: 2/1 2+ Runs Games: 4/1 2+ RBI Games: 2/1 2+ BB Games: 1/ 1.000 Avg. Games (at least 2-2): Hitting Streaks 5+ Games: 1 Hitting Streaks 10+ Games: Career Long Hitting Streak: 6 ('21) Season/Current Hit Streak: 6/1 Career Long OB Streak: 9 ('20) Season/Current OB Streak: 8/8

Michigan stats					Career Hitting Statistics																		
	AVG	GP	GS	AB	R	H	2B	3B	HR	RBI	SLG%	BB	HBP	SO	GDP	OB%	SF	SH	SB	PO	A	E	FLD%
2019	.143	36	1	7	10	1	0	0	0	0	.143	2	1	3	0	.400	0	0	3	0	0	0	.000
Total	.143	36	1	7	10	1	0	0	0	0	.143	2	1	3	0	.400	0	0	3	0	0	0	.000

#1 CHELEMEN, Grace - 9 games (All games)

Date	Opponent	Pos	AB	R	H	RBI	2B	3B	HR	BB	SB	CS	HBP	SAC	SF	GDP	K	PO	A	E	Avg
Mar 03	AKRON-1	pr/of	0	0	0	0	0	0	0	0	0	0	0	0	0	0	0	0	0	0	.000
Mar 03	AKRON-2	*of	3	1	2	3	0	0	1	0	1	0	0	0	0	0	0	4	0	0	.667
Mar 05	BOWLING GREEN	*of	3	1	1	0	0	0	0	0	0	0	0	0	0	0	2	2	0	0	.500
Mar 06	VALPARAISO	*of	3	2	2	1	0	0	1	0	0	0	0	0	0	0	0	2	0	0	.556
Mar 06	SAINT FRANCIS	*of	2	0	1	0	0	0	0	1	0	1	0	0	0	0	0	1	0	0	.545
Mar 07	SAINT FRANCIS	*of	3	0	1	0	0	0	0	0	0	0	0	0	0	0	2	2	0	0	.500
Mar 07	VALPARAISO	*of	4	1	2	0	0	0	0	0	2	0	0	0	0	0	0	2	0	0	.500
Mar 10	at Longwood-1	*of	4	0	0	0	0	0	0	0	0	0	0	0	0	0	1	3	0	0	.409
Mar 10	at Longwood-2	*of	4	0	1	0	1	0	0	0	0	1	0	0	0	0	0	1	0	0	.385
Totals		8gs	26	5	10	4	1	0	2	1	3	2	0	0	0	0	5	17	0	0	.385

On base pct. .407 • Slugging pct. .654

Grace Chelemen Career Stats (Marshall)																							
Year	avg	gp-gs	ab	r	h	2b	3b	hr	rbi	tb	slg%	bb	hbp	so	gdp	ob%	sf	sh	sb-att	po	a	e	fld%
2020	.293	25-20	58	16	17	0	2	1	5	24	.414	9	1	9	0	.391	1	2	6-7	29	0	1	.967
2021	.385	9-8	26	5	10	1	0	2	4	17	.654	1	0	5	0	.407	0	0	3-5	17	0	0	1.000
TOTAL	.321	34-28	84	21	27	1	2	3	9	41	.488	10	1	14	0	.396	1	2	9-12	46	0	1	.979



2 Freshman - Paige Halliwill - OF	Mogadore, Ohio
Season Highs At-Bats: 4 (3x) last at Longwood 3/10 Runs: 2 vs. Akron 3/3 Hits: 2 vs. Saint Francis 3/6 RBI: 3 vs. Bowling Green 3/5 Doubles: 1 vs. Bowling Green 3/5 Triples: 1 vs. Valparaiso 3/6 Home Runs: 1 (3x) last vs. Saint Francis 3/6 Walks: 1 (2x) last vs. Saint Francis 3/7 SB: Putouts: 3 (2x) last vs. Valparaiso 3/7 Assists: 1 (2x) last at Longwood 3/10	Career/Season 2+ Hit Games: 1 2+ Runs Games: 1 2+ RBI Games: 2 2+ BB Games: 1,000 Avg. Games (at least 2-2): Hitting Streaks 5+ Games: 1 Hitting Streaks 10+ Games: Career Long Hitting Streak: 5 (*21) Season/Current Hit Streak: 5/1 Career Long OB Streak: 6 (*21) Season/Current OB Streak: 6/1

#2 HALLIWILL, Paige - 9 games (All games)

Date	Opponent	Pos	AB	R	H	RBI	2B	3B	HR	BB	SB	CS	HBP	SAC	SF	GDP	K	PO	A	E	Avg
Mar 03	AKRON-1	*of	3	2	1	1	0	0	1	0	0	0	1	0	0	0	1	0	0	0	.333
Mar 03	AKRON-2	*of	3	1	1	1	0	0	1	0	0	0	0	0	0	0	1	1	0	0	.333
Mar 05	BOWLING GREEN	*of	3	0	1	3	1	0	0	1	0	0	0	0	0	0	1	3	0	0	.333
Mar 06	VALPARAISO	*of	4	1	1	2	0	1	0	0	0	0	0	0	0	0	0	0	0	0	.308
Mar 06	SAINT FRANCIS	*of	3	1	2	1	0	0	1	0	0	0	0	0	0	0	0	1	1	0	.375
Mar 07	SAINT FRANCIS	*of	2	0	0	0	0	0	0	1	0	0	0	0	0	0	1	0	0	0	.333
Mar 07	VALPARAISO	*of	4	0	0	0	0	0	0	0	0	0	0	0	0	0	2	3	0	0	.273
Mar 10	at Longwood-1	*of	4	0	0	0	0	0	0	0	0	0	0	0	0	0	0	2	0	0	.231
Mar 10	at Longwood-2	*of	3	0	1	2	0	0	0	0	0	0	0	0	0	0	0	0	1	0	.241
Totals		9gs	29	5	7	10	1	1	3	2	0	0	1	0	0	0	6	10	2	0	.241

On base pct. .312 • Slugging pct. .655

Paige Halliwill Career Stats																							
Year	avg	gp-gs	ab	r	h	2b	3b	hr	rbi	tb	slg%	bb	hbp	so	gdp	ob%	sf	sh	sb-att	po	a	e	fld%
2021	.241	9-9	29	5	7	1	1	3	10	19	.655	2	1	6	0	.313	0	0	0-0	10	2	0	1.000
TOTAL	.241	9-9	29	5	7	1	1	3	10	19	.655	2	1	6	0	.313	0	0	0-0	10	2	0	1.000



3 Senior - Armani Brown - INF										Elk Grove, California									
Career Highs										Season Highs									
At-Bats: 5 (2x) last vs. Portland State 2/10/19										At-Bats: 3 (2x) last at Longwood 3/10									
Runs: 3 at Morehead State 4/30/19										Runs: 1 vs. Akron 3/3									
Hits: 3 (3x) last vs. Valparaiso 3/7/21										Hits: 3 vs. Valparaiso 3/7									
RBI: 2 (4x) last vs. Rutgers 3/7/20										RBI: 1 vs. Akron 3/3									
Doubles: 1 (6x) last vs. last vs. Valparaiso 3/7/21										Doubles: 1 (2x) last vs. Valparaiso 3/7									
Triples: 1 at MTSU 4/27/19										Triples:									
Home Runs:										Home Runs:									
Walks: 2 (3x) last vs. FAU 5/4/19										Walks: 1 vs. Akron 3/3									
SB: 1 (12x) last vs. Rhode Island 2/23/20										SB:									
Putouts: 6 (2x) last vs. Portland State 2/10/19										Putouts: 3 vs. Valparaiso 3/7									
Assists: 5 vs. ECU 2/15/19										Assists: 3 at Longwood 3/10									
Career/Season										2+ Hit Games: 24/1									
										2+ SB Games: 0									
										2+ Runs Games: 5/									
										2+ RBI Games: 4/									
										1.000 Avg. Games (at least 2-2): 3/3									
										Hitting Streaks 5+ Games: 1									
										Hitting Streaks 10+ Games:									
										Career Long Hitting Streak: 6 ('19)									
										Season/Current Hit Streak: 2/0									
										Career Long OB Streak: 19 ('20)									
										Season/Current OB Streak: 2/0									

#3 BROWN, Armani - 9 games (All games)

Date	Opponent	Pos	AB	R	H	RBI	2B	3B	HR	BB	SB	CS	HBP	SAC	SF	GDP	K	PO	A	E	Avg
Mar 03	AKRON-1	pr/2b	1	0	0	0	0	0	0	0	0	0	0	0	0	0	0	1	1	0	.000
Mar 03	AKRON-2	*2b	1	1	1	1	1	0	0	1	0	0	0	0	0	0	0	0	0	0	.500
Mar 05	BOWLING GREEN	*2b	1	0	1	0	0	0	0	0	0	0	0	0	0	0	0	1	0	0	.667
Mar 06	VALPARAISO	*2b	2	0	0	0	0	0	0	0	0	0	0	0	0	0	1	1	2	0	.400
Mar 06	SAINT FRANCIS	2b	1	0	0	0	0	0	0	0	0	0	0	0	0	0	0	0	0	0	.333
Mar 07	SAINT FRANCIS	*2b	2	0	0	0	0	0	0	0	0	0	0	0	0	0	0	1	1	1	.250
Mar 07	VALPARAISO	*2b	3	0	3	0	1	0	0	0	0	0	0	0	0	0	0	3	0	0	.455
Mar 10	at Longwood-1	*2b/pr	1	0	0	0	0	0	0	0	0	0	0	0	0	0	0	2	0	0	.417
Mar 10	at Longwood-2	*2b	3	0	0	0	0	0	0	0	0	0	0	0	0	0	0	2	3	0	.333
Totals		7gs	15	1	5	1	2	0	0	1	0	1	0	0	0	0	1	11	7	1	.333

On base pct. .375 • Slugging pct. .467

Armani Brown Career Stats																							
Year	avg	gp-gs	ab	r	h	2b	3b	hr	rbi	tb	slg%	bb	hbp	so	gdp	ob%	sf	sh	sb-att	po	a	e	fld%
2018	.357	6-4	14	3	5	0	0	0	3	5	.357	1	0	1	0	.400	0	0	3-3	9	7	1	.941
2019	.272	62-62	191	30	52	4	1	0	11	58	.304	13	0	19	0	.316	2	7	6-8	95	93	9	.954
2020	.347	25-25	72	13	25	0	0	0	7	25	.347	4	0	11	0	.382	0	4	3-4	35	32	5	.931
2021	.333	9-7	15	1	5	2	0	0	1	7	.467	1	0	1	0	.375	0	0	0-1	11	7	1	.947
TOTAL	.298	102-98	292	47	87	6	1	0	22	95	.325	19	0	32	0	.339	2	11	12-16	150	139	16	.948



4 Graduate - Sierra Huerta - INF										Fillmore, California									
Career Highs										Season Highs									
At-Bats: 4 (15x) last vs. Valparaiso 3/7/21										At-Bats: 4 vs. Valparaiso 3/7									
Runs: 3 (2x) last vs. Rutgers 3/8/20										Runs: 2 vs. Bowling Green 3/5									
Hits: 3 (2x) last vs. Howard 2/29/20										Hits: 1 (6x) last at Longwood 3/10									
RBI: 4 (2x) last at No. 11 Kentucky 3/11/20										RBI: 2 vs. Akron 3/3									
Doubles: 2 (2x) last vs. GW 5/17/19 (NISC)										Doubles: 1 at Longwood 3/10									
Triples: 1 (2x) last vs. Akron 3/3/21										Triples: 1 vs. Akron 3/3									
HRs: 2 (2x) last vs. Delaware State 2/28/20										Home Runs: 1 vs. Bowling Green 3/5									
Walks: 2 (5x) last vs. Pittsburgh 5/1/19										Walks: 1 (4x) last at Longwood 3/10									
SB: 1 (2x) last at Southern Miss 3/30/19										SB:									
HBP: 2 (7x) last at Longwood 3/10/21										HBP: 2 at Longwood 3/10									
Putouts: 6 at USC Upstate 2/9/20										Putouts: 5 vs. Akron 3/3									
Assists: 7 vs. Delaware State 2/28/20										Assists: 3 (2x) last Saint Francis 3/7									
Career/Season																			
2+ Hit Games: 20/										2+ HR Games: 2/ Grand Slams: 2									
2+ Runs Games: 17/1										2+ RBI Games: 15/1									
2+ BB Games: 5 2+ HBP Games: 7/1										1.000 Avg. Games (at least 2-2): 3/0									
Hitting Streaks 5+ Games: 2/1										Hitting Streaks 10+ Games:									
Career Long Hitting Streak: 6										Season/Current Hit Streak: 3 (2x)/0									
Career Long On Base Streak: 22 ('19)										Season/Current OB Streak: 9/9									

Moorpark College stats

Year	Games	Avg.	AB	R	H	2B	3B	HR	RBI	TB	BB	K	SB	HBP	SF	OBP	SLG
2017	38	0.452	104	42	47	15	0	9	63	89	14	5	0	6	3	0.528	0.856
2018	36	0.486	109	33	53	13	2	8	44	94	12	1	18	1	4	0.524	0.862
Totals	74	0.469	213	75	100	28	2	17	107	183	26	6	18	7	7	0.526	0.859

#4 HUERTA, Sierra - 9 games (All games)

Date	Opponent	Pos	AB	R	H	RBI	2B	3B	HR	BB	SB	CS	HBP	SAC	SF	GDP	K	PO	A	E	Avg
Mar 03	AKRON-1	*ss	1	0	0	0	0	0	0	1	0	0	1	0	0	0	0	1	0	2	.000
Mar 03	AKRON-2	*ss	3	0	1	2	0	1	0	0	0	0	0	0	0	0	0	5	2	0	.250
Mar 05	BOWLING GREEN	*ss	2	2	1	1	0	0	1	0	0	0	1	0	0	0	1	1	2	0	.333
Mar 06	VALPARAISO	*ss	3	1	1	0	0	0	0	0	0	0	0	0	0	0	0	1	1	0	.333
Mar 06	SAINT FRANCIS	*ss	2	0	0	0	0	0	0	1	0	0	0	0	0	0	1	2	3	0	.273
Mar 07	SAINT FRANCIS	*ss	2	0	1	0	0	0	0	1	0	0	0	0	0	0	0	0	3	0	.308
Mar 07	VALPARAISO	*ss	4	0	1	0	0	0	0	0	0	0	0	0	0	0	0	0	2	0	.294
Mar 10	at Longwood-1	*ss	1	1	1	0	1	0	0	0	0	0	2	0	0	0	0	0	1	1	.333
Mar 10	at Longwood-2	*ss	2	0	0	0	0	0	0	1	0	0	0	0	0	0	0	2	2	0	.300
Totals		9gs	20	4	6	3	1	1	1	4	0	0	4	0	0	0	2	12	16	3	.300

On base pct. .500 • Slugging pct. .600

Sierra Huerta Career Stats (Marshall)																							
Year	avg	gp-gs	ab	r	h	2b	3b	hr	rbi	tb	slg%	bb	hbp	so	gdp	ob%	sf	sh	sb-att	po	a	e	fld%
2019	.284	64-64	155	39	44	11	0	9	33	82	.529	23	30	29	0	.462	2	3	2-4	81	131	11	.951
2020	.359	25-25	78	27	28	8	1	9	26	65	.833	6	6	9	1	.435	2	0	0-0	47	58	5	.955
2021	.300	9-9	20	4	6	1	1	1	3	12	.600	4	4	2	0	.500	0	0	0-0	12	16	3	.903
TOTAL	.308	98-98	253	70	78	20	2	19	62	159	.628	33	40	40	1	.458	4	3	2-4	140	205	19	.948



5 Senior - Megan Stauffer - Pitcher										Lansdale, Pennsylvania									
Career Highs										Season Highs									
IP: 7.0 (4x) last vs. Saint Peter's 4/13/18										IP: 0.1 at Longwood 3/10									
Ks: 4 (2x) last vs. Saint Peter's 4/13/18										Ks:									
2+ Strikeout Games: 13										2+ Strikeout Games:									
5+ Strikeout Games:										5+ Strikeout Games:									
10+ Strikeout Games:										10+ Strikeout Games:									
3+ Innings Pitched Games: 19										3+ Innings Pitched Games:									
5+ Innings Pitched Games: 10										5+ Innings Pitched Games:									
1st career win 3/18/17 vs. Yale										1st win of year									
1st Marshall win 3/1/20 at Norfolk State										1st save of year									
Streaks:										1 Strikeout Career: 6 (4/21/18-5/5/18)									
Current: 0										2+ Strikeouts: 4 (4/21/18-4/28/18)									
Current: 0										Current: 0									
5+ Strikeouts: 1										Current: 0									
Current: 0										10+ Strikeouts:									
Season: Current:										3+ IP: 4 (4/28/18-5/6/18)									
Current: 0										Current: 0									
5+ IP: 4 (4/28/18-5/6/18)										Current: 0									
Current: 0										Current: 0									


Monmouth stats

Pitching Statistics																								
	ERA	W	L	APP	GS	CG	SHO	SV	IP	H	R	ER	BB	SO	2B	3B	HR	BF	BAVG	WP	HBP	BK	SFA	SHA
2017	3.30	2	1	14	2	1	0	0	29.2	36	18	14	13	12	5	2	1	143	.286	1	1	0	1	2
2018	3.61	7	4	25	13	4	1	0	93.0	107	56	48	32	30	17	2	8	414	.289	5	3	0	3	6
Total	3.54	9	5	39	15	5	1	0	122.2	143	74	62	45	42	22	4	9	557	.288	6	4	0	4	8
Hitting Statistics																								
	Career Hitting Statistics																							
	AVG	GP	GS	AB	R	H	2B	3B	HR	RBI	SLG%	BB	HBP	SO	GDP	OB%	SF	SH	SB	PO	A	E	FLD%	
2017	.000	18	2	0	2	0	0	0	0	0	.000	0	0	0	0	.000	0	0	0	0	6	1	.857	
2018	.000	25	13	0	0	0	0	0	0	0	.000	0	0	0	0	.000	0	0	0	2	46	1	.980	
Total	.000	43	15	0	2	0	0	0	0	0	.000	0	0	0	0	.000	0	0	0	2	52	2	.964	

#5 STAUFFER, Megan - 1 appearance (All games)

Date	Opponent	GS	IP	H	R	ER	BB	SO	2B	3B	HR	WP	BK	HBP	IBB	Score	W-L	Sv	ERA	NP
Mar 10	at Longwood-1		0.1	1	0	0	0	0	0	0	0	0	0	0	0	2-5	0-0	0	0.00	5
Totals		0	0.1	1	0	0	0	0	0	0	0	0	0	0	0	2-5	0-0	0	0.00	-

Megan Stauffer Career Stats (Marshall)																							
Year	era	w-l	app	gs	cq	sho	sv	ip	h	r	er	bb	so	2b	3b	hr	bf	bavg	wp	hbp	bk	sfa	sha
2020	6.66	1-1	9	0	0	0/0	0	13.2	19	16	13	5	6	4	1	0	69	.306	1	0	0	0	2
2021	0.00	0-0	1	0	0	0/0	0	0.1	1	0	0	0	0	0	0	0	2	.500	0	0	0	0	0
TOTAL	6.50	1-1	10	0	0	0/0	0	14.0	20	16	13	5	6	4	1	0	71	.313	1	0	0	0	2



8 Junior - Taylor Robinson - INF

Season Highs

At-Bats:
Runs:
Hits:
RBI:
Doubles:
Triples:
Home Runs:
Walks:
SB:
Putouts:
Assists:

Career/Season

2+ Hit Games:
2+ Runs Games:
2+ RBI Games:
2+ BB Games:
1,000 Avg. Games (at least 2-2):
Hitting Streaks 5+ Games:
Hitting Streaks 10+ Games:
Career Long Hitting Streak:
Season/Current Hit Streak:
Career Long OB Streak:
Season/Current OB Streak:

Gulf Coast State College stats

Year	GP/GS	Avg.	AB	R	H	2B	3B	HR	RBI	TB	BB	HBP	K	SF	SB	OBP	SLG	FLD%
2019	53	0.354	161	48	57	15	3	12	51	114	23	2	34	1	14	0.439	0.709	0.974
2020	26	0.429	77	25	33	5	2	6	21	60	13	0	13	0	1	0.511	0.779	0.994
Totals	79	0.378	238	73	90	20	5	18	72	174	36	2	47	1	15	0.462	0.731	

Taylor Robinson Career Stats (Marshall)



9 Junior - Camryn Michallas - INF		Huntington, West Virginia
Career Highs(Div. I) ** at Akron At-Bats: 3 (8x) last at Toledo 4/6/19** Runs: 1 (5x) last at Miami 5/4/19** Hits: 2 at UT-Martin 3/17/19** RBI: 1 (5x) last at Ball State 3/23/19** Doubles: Triples: HRs: Walks: 1 (6x) last vs. Ohio 4/13/19** SB: 1 (2x) last vs. Western Michigan 3/29/19** HBP: Putouts: 4 vs. Mercer 2/23/19** Assists: 5 vs. Western Michigan 3/29/19**	Season Highs At-Bats: Runs: Hits: RBI: Doubles: Triples: Home Runs: Walks: SB: HBP: Putouts: Assists:	Career/Season (Div. I) 2+ Hit Games: 1 2+ HR Games: 2+ Runs Games: 2+ RBI Games: 2+ BB Games: 1.000 Avg. Games (at least 2-2): 1 Hitting Streaks 5+ Games: Hitting Streaks 10+ Games: Career Long Hitting Streak: 2 (2x - '19) Season/Current Hit Streak: Career Long On Base Streak: Season/Current OB Streak:

Akron/Gulf Coast State College stats

Year	GP/GS	Avg.	AB	R	H	2B	3B	HR	RBI	TB	BB	HBP	K	SF	SB	OBP	SLG	FLD%
2019 Akr.	34/32	0.105	57	5	6	0	0	0	5	6	6	0	7	1	2/4	0.188	0.105	0.857
2020 GC.	26	0.329	70	18	23	6	0	1	11	32	10	0	12	0	1	0.412	0.457	0.907
Totals	60	0.228	127	23	29	6	0	1	16	38	16	0	19	1	3			

Camryn Michallas Career Stats (Marshall)



14 RS-So. - Cailey Joyce - P										Mechanicsburg, Pennsylvania									
Career Highs**at La Salle										Season Highs									
IP: 7.2 vs. Butler 3/17/19**										IP: 4.0 vs. Valparaiso 3/7									
Ks: 8 vs. Rhode Island 4/27/19**										Ks: 3 vs. Valparaiso 3/7									
2+ Strikeout Games: 24										2+ Strikeout Games: 1									
5+ Strikeout Games: 7										5+ Strikeout Games:									
10+ Strikeout Games:										10+ Strikeout Games:									
3+ Innings Pitched Games: 26										3+ Innings Pitched Games: 1									
5+ Innings Pitched Games: 22										5+ Innings Pitched Games:									
1st career win 3/3/19 vs. Oakland**										1st win of year									
1st career save 4/27/19 vs. R. Island**										1st save of year									
Streaks:										1 Strikeout Career: 12 (2/24/19-3/20/19)									
										Current: 6 (last 4 games at La Salle in 2019)									
										2+ Strikeouts: 7 (3/31/19-4/14/19)									
										Current:									
										5+ Strikeouts:									
										Current:									
										10+ Strikeouts:									
										Current:									
										3+ IP: 11 (3/2/19-3/24/19)									
										Current:									
										5+ IP: 10 (3/2/19-3/23/19)									
										Current:									

La Salle Pitching stats

Year	ERA	W-L	APP/GS	CG	SHO	SV	IP	H	R	ER	BB	SO	2B	3B	HR	B/AVG	WP	HBP
2019	4.32	8-14	35/16	14	1	1	168.2	231	128	104	45	91	51	5	18	0.324	5	13

La Salle Hitting stats

Year	GP/GS	Avg.	AB	R	H	2B	3B	HR	RBI	TB	BB	HBP	K	SF	SB	OBP	SLG
2019	41/39	0.301	113	17	34	6	0	7	19	61	9	2	19	0	0	0.363	0.540

#14 JOYCE, Cailey - 2 appearances (All games)

Date	Opponent	GS	IP	H	R	ER	BB	SO	2B	3B	HR	WP	BK	HBP	IBB	Score	W-L	Sv	ERA	NP
Mar 07	VALPARAISO	*	4.0	4	1	1	0	3	2	0	0	0	0	0	0	4-5	0-0	0	1.75	51
Mar 10	at Longwood-2		1.1	0	0	0	2	1	0	0	0	0	0	0	0	5-7	0-0	0	1.31	20
Totals		1	5.1	4	1	1	2	4	2	0	0	0	0	0	0	9-12	0-0	0	1.31	-

Cailey Joyce Career Stats (Marshall)																							
Year	era	w-l	app	gs	cq	sho	sv	ip	h	r	er	bb	so	2b	3b	hr	bf	bavg	wp	hbp	bk	sfa	sha
2021	1.31	0-0	2	1	0	0/0	0	5.1	4	1	1	2	4	2	0	0	22	.222	0	0	0	0	2
TOTAL	1.31	0-0	2	1	0	0/0	0	5.1	4	1	1	2	4	2	0	0	22	.222	0	0	0	0	2



16 Senior - Saige Pye - INF										Stockton, California									
Career Highs										Season Highs									
At-Bats: 5 at Kentucky 3/11/20										At-Bats: 4 (3x) last at Longwood 3/10									
Runs: 2 (6x) last at Longwood 3/10/21										Runs: 2 at Longwood 3/10									
Hits: 4 at Kentucky 3/11/20										Hits: 2 (2x) last at Longwood 3/10									
RBI: 7 at Kentucky 3/11/20										RBI: 2 vs. Saint Francis 3/7									
Doubles: 2 vs. Rhode Island 2/23/20										Doubles:									
Triples: 1 vs. Akron 3/4/20										Triples:									
HRs: 2 at Kentucky 3/11/20										Home Runs: 1 (2x) last at Longwood 3/10									
Walks: 2 vs. Bucknell 3/7/20										Walks: 1 (2x) last vs. Valparaiso 3/6									
HBP: 1 (3x) last vs. Bowling Green 3/5/21										HBP: 1 vs. Bowling Green 3/5									
Putouts: 2 (3x) last vs. Akron 3/4										Putouts:									
Assists: 3 (2x) last vs. Bucknell 3/8										Assists:									
Career/Season										2+ Hit Games: 14/2									
										2+ HR Games: 1/0 Grand Slams: 1									
										2+ Runs Games: 6/1									
										2+ RBI Games: 8/1									
										2+ BB Games: 1/0									
										1,000 Avg. Games (at least 2-2): 3/0									
										Hitting Streaks 5+ Games: 2									
										Hitting Streaks 10+ Games:									
										Career Long Hitting Streak: 7 ('20)									
										Season/Current Hit Streak: 3/1									
										Career Long On Base Streak: 24 ('20)									
										Season/Current OB Streak: 6/2									

#16 PYE, Saige - 9 games (All games)

Date	Opponent	Pos	AB	R	H	RBI	2B	3B	HR	BB	SB	CS	HBP	SAC	SF	GDP	K	PO	A	E	Avg
Mar 03	AKRON-1	*dh	3	1	1	1	0	0	0	1	0	0	0	0	0	0	0	0	0	0	.333
Mar 03	AKRON-2	*dh	3	1	1	0	0	0	0	0	0	0	0	0	0	0	0	0	0	0	.333
Mar 05	BOWLING GREEN	*dh	2	0	0	0	0	0	0	0	0	0	1	0	0	0	2	0	0	0	.250
Mar 06	VALPARAISO	*dh	3	1	2	0	0	0	0	1	0	0	0	0	0	0	0	0	0	0	.364
Mar 06	SAINT FRANCIS	*dh	3	0	1	0	0	0	0	0	0	0	0	0	0	0	0	0	0	0	.357
Mar 07	SAINT FRANCIS	*dh	3	1	1	2	0	0	1	0	0	0	0	0	0	0	0	0	0	0	.353
Mar 07	VALPARAISO	*dh	4	0	0	0	0	0	0	0	0	0	0	0	0	0	2	0	0	0	.286
Mar 10	at Longwood-1	*dh	4	0	0	0	0	0	0	0	0	0	0	0	0	0	1	0	0	0	.240
Mar 10	at Longwood-2	*dh	4	2	2	1	0	0	1	0	0	0	0	0	0	0	0	0	0	0	.276
Totals		9gs	29	6	8	4	0	0	2	2	0	0	1	0	0	0	5	0	0	0	.276

On base pct. .344 • Slugging pct. .483

Saige Pye Career Stats (Marshall)																							
Year	avg	gp-gs	ab	r	h	2b	3b	hr	rbi	tb	slg%	bb	hbp	so	gdp	ob%	sf	sh	sb-att	po	a	e	fld%
2020	.463	25-25	80	20	37	6	1	8	28	69	.863	11	2	5	2	.532	1	0	0-0	11	12	2	.920
2021	.276	9-9	29	6	8	0	0	2	4	14	.483	2	1	5	0	.344	0	0	0-0	0	0	0	.000
TOTAL	.413	34-34	109	26	45	6	1	10	32	83	.761	13	3	10	2	.484	1	0	0-0	11	12	2	.920



17 Junior - Chloe Lee - OF										Tampa, Florida									
Career Highs										Season Highs									
At-Bats: 4 (3x) last at Charlotte 3/16										At-Bats:									
Runs: 2 at Charleston Southern 2/23										Runs: 1 vs. Akron 3/3									
Hits: 3 vs. Portland State 2/10										Hits:									
RBI: 1 (4x) last at Charlotte 3/16										RBI:									
Doubles:										Doubles:									
Triples:										Triples:									
Home Runs:										Home Runs:									
Walks: 2 (2x) last vs. Presbyterian 2/16										Walks:									
SB: 2 (2x) last vs. Presbyterian 2/16										SB:									
Putouts: 5 vs. Cal Poly 2/9/19										Putouts:									
Assists: 1 (3x) last vs. Hampton 2/28/20										Assists:									
Career/Season																			
2+ Hit Games: 2										2+ Hit Games: 2									
2+ SB Games: 2										2+ SB Games: 2									
2+ Runs Games: 1										2+ Runs Games: 1									
2+ RBI Games:										2+ RBI Games:									
2+ BB Games: 2										2+ BB Games: 2									
1.000 Avg. Games (at least 2-2): 1										1.000 Avg. Games (at least 2-2): 1									
Hitting Streaks 5+ Games:										Hitting Streaks 5+ Games:									
Hitting Streaks 10+ Games:										Hitting Streaks 10+ Games:									
Career Long Hitting Streak: 3 ('19)										Career Long Hitting Streak: 3 ('19)									
Season/Current Hit Streak:										Season/Current Hit Streak:									
Career Long OB Streak: 3 ('19)										Career Long OB Streak: 3 ('19)									
Season/Current OB Streak:										Season/Current OB Streak:									

#17 LEE, Chloe - 2 games (All games)

Date	Opponent	Pos	AB	R	H	RBI	2B	3B	HR	BB	SB	CS	HBP	SAC	SF	GDP	K	PO	A	E	Avg
Mar 03	AKRON-2	pr	0	1	0	0	0	0	0	0	0	0	0	0	0	0	0	0	0	0	.000
Mar 10	at Longwood-1	pr	0	0	0	0	0	0	0	0	0	0	0	0	0	0	0	0	0	0	.000
Totals			Ogs	0	1	0	0	0	0	0	0	0	0	0	0	0	0	0	0	0	.000

On base pct. .000 • Slugging pct. .000

Chloe Lee Career Stats																							
Year	avg	qp-gs	ab	r	h	2b	3b	hr	rbi	tb	slg%	bb	hbp	so	gdp	ob%	sf	sh	sb-att	po	a	e	fld%
2019	.217	50-23	60	14	13	0	0	0	4	13	.217	5	0	10	0	.277	0	2	10-13	31	1	3	.914
2020	.250	15-3	8	7	2	0	0	0	0	2	.250	2	0	2	0	.400	0	0	0-1	8	2	1	.909
2021	.000	2-0	0	1	0	0	0	0	0	0	.000	0	0	0	0	.000	0	0	0-0	0	0	0	.000
TOTAL	.221	67-26	68	22	15	0	0	0	4	15	.221	7	0	12	0	.293	0	2	10-14	39	3	4	.913



18 Freshman - Brianna McCown - P	St. Albans, West Virginia
Career Highs IP: 5.0 vs. Bowling Green 3/5 Ks: 7 vs. Bowling Green 3/5 2+ Strikeout Games: 1 5+ Strikeout Games: 1 10+ Strikeout Games: 3+ Innings Pitched Games: 1 5+ Innings Pitched Games: 1 <i>1st career win vs. Bowling Green 3/5</i> <i>1st career save</i>	Streaks: 1 Strikeout Career: 2 (3/5-10) Current: 2+ Strikeouts: Current: 5+ Strikeouts: Current: 10+ Strikeouts: Season: Current: 3+ IP: Current: 5+ IP: Current:

#18 MCCOWN, Brianna - 3 appearances (All games)

Date	Opponent	GS	IP	H	R	ER	BB	SO	2B	3B	HR	WP	BK	HBP	IBB	Score	W-L	Sv	ERA	NP
Mar 05	BOWLING GREEN		5.0	2	3	3	3	7	0	0	2	2	0	0	0	7-6	1-0	0	4.20	104
Mar 10	at Longwood-1		2.0	1	0	0	0	1	0	0	0	0	0	0	0	2-5	1-0	0	3.00	28
Mar 10	at Longwood-2		0.1	1	2	2	1	0	0	0	0	0	0	0	0	5-7	1-0	0	4.77	12
Totals		0	7.1	4	5	5	4	8	0	0	2	2	0	0	0	14-18	1-0	0	4.77	-

Brianna McCown Career Stats																							
Year	era	w-l	app	qs	cq	sho	sv	ip	h	r	er	bb	so	2b	3b	hr	bf	bavg	wp	hbp	bk	sfa	sha
2021	4.77	1-0	3	0	0	0/0	0	7.1	4	5	5	4	8	0	0	2	30	.154	2	0	0	0	0
TOTAL	4.77	1-0	3	0	0	0/0	0	7.1	4	5	5	4	8	0	0	2	30	.154	2	0	0	0	0



19 RS-Fr. - Madi Garay - P	Bay City, Texas
Career Highs IP: 6.0 vs. Valparaiso 3/6 Ks: 7 vs. Valparaiso 3/6 2+ Strikeout Games: 3 5+ Strikeout Games: 1 10+ Strikeout Games: 3+ Innings Pitched Games: 2 5+ Innings Pitched Games: 1 <i>1st career win vs. Valparaiso 3/6</i> <i>1st career save vs. Saint Francis 3/7</i>	Streaks: 1 Strikeout Career: 4 (3/6-Current) Current: 4 (same) 2+ Strikeouts: 3 (3/6-7) Current: 5+ Strikeouts: Current: 10+ Strikeouts: Season: Current: 3+ IP: 2 (3/6-7) Current: 5+ IP: Current:

#19 GARAY, Madi - 4 appearances (All games)

Date	Opponent	GS	IP	H	R	ER	BB	SO	2B	3B	HR	WP	BK	HBP	IBB	Score	W-L	Sv	ERA	NP	
Mar 06	VALPARAISO	*	6.0	5	1	1	3	7	1	0	0	0	0	0	1	0	9-1	1-0	0	1.17	103
Mar 07	SAINT FRANCIS		3.0	0	0	0	0	3	0	0	0	0	0	0	0	0	2-1	1-0	1	0.78	54
Mar 07	VALPARAISO		1.1	3	2	2	2	2	1	0	0	1	0	0	0	0	4-5	1-1	1	2.03	35
Mar 10	at Longwood-2	*	2.2	7	4	4	0	1	1	0	1	0	0	1	0	0	5-7	1-1	1	3.77	52
Totals		2	13.0	15	7	7	5	13	3	0	1	1	0	2	0	0	20-14	1-1	1	3.77	-

Madi Garay Career Stats																							
Year	era	w-l	app	qs	cq	sho	sv	ip	h	r	er	bb	so	2b	3b	hr	bf	bavg	wp	hbp	bk	sfa	sha
2021	3.77	1-1	4	2	1	0/0	1	13.0	15	7	7	5	13	3	0	1	62	.288	1	2	0	1	2
TOTAL	3.77	1-1	4	2	1	0/0	1	13.0	15	7	7	5	13	3	0	1	62	.288	1	2	0	1	2



20 Freshman - Kat Sackett - C										Erie, Colorado									
Season Highs At-Bats: 3 at Longwood 3/10 Runs: Hits: 1 at Longwood 3/10 RBI: Doubles: 1 at Longwood 3/10 Triples: Home Runs: Walks: Putouts: 5 at Longwood 3/10 Assists: Runners Caught Stealing:										Career/Season 2+ Hit Games: 2+ Runs Games: 2+ RBI Games: 2+ BB Games: 1,000 Avg. Games (at least 2-2): Hitting Streaks 5+ Games: Hitting Streaks 10+ Games: Career Long Hitting Streak: Season/Current Hit Streak: Career Long OB Streak: Season/Current OB Streak:									

#20 SACKETT, Kat - 1 game (All games)

Date	Opponent	Pos	AB	R	H	RBI	2B	3B	HR	BB	SB	CS	HBP	SAC	SF	GDP	K	PO	A	E	Avg
Mar 10	at Longwood-2	*c	3	0	1	0	1	0	0	0	0	0	0	0	0	0	1	5	0	0	.333
Totals		1gs	3	0	1	0	1	0	0	0	0	0	0	0	0	0	1	5	0	0	.333

On base pct. .333 • Slugging pct. .667

Kat Sackett Career Stats																							
Year	avg	qp-q5	ab	r	h	2b	3b	hr	rbi	tb	slg%	bb	hbp	so	gdp	ob%	sf	sh	sb-att	po	a	e	fld%
2021	.333	1-1	3	0	1	1	0	0	0	2	.667	0	0	1	0	.333	0	0	0-0	5	0	0	1.000
TOTAL	.333	1-1	3	0	1	1	0	0	0	2	.667	0	0	1	0	.333	0	0	0-0	5	0	0	1.000



21 Junior - Rachel Pennington - OF			West Hamlin, West Virginia		
Career Highs At-Bats: 2 vs. Rider 3/2/19 Runs: 1 (28x) last at Kentucky 3/11 Hits: RBI: Doubles: Triples: Home Runs: Walks: SB: 1 (11x) last vs. UTSA 5/8/19 Putouts: 1 (3x) last at No. 20 JMU 3/27/19 Assists:		Season Highs At-Bats: Runs: Hits: RBI: Doubles: Triples: Home Runs: Walks: SB: Putouts: Assists:	Career/Season 2+ Hit Games: 2+ SB Games: 2+ Runs Games: 2+ RBI Games: 2+ BB Games: 1,000 Avg. Games (at least 2-2): Hitting Streaks 5+ Games: Hitting Streaks 10+ Games: Career Long Hitting Streak: Season/Current Hit Streak: Career Long OB Streak: Season/Current OB Streak:		

#21 PENNINGTON, Rachel - 2 games (All games)

Date	Opponent	Pos	AB	R	H	RBI	2B	3B	HR	BB	SB	CS	HBP	SAC	SF	GDP	K	PO	A	E	Avg
Mar 06	SAINT FRANCIS	pr	0	0	0	0	0	0	0	0	0	0	0	0	0	0	0	0	0	0	.000
Mar 07	SAINT FRANCIS	pr	0	0	0	0	0	0	0	0	0	0	0	0	0	0	0	0	0	0	.000
Totals		ogs	0	0	0	0	0	0	0	0	0	0	0	0	0	0	0	0	0	0	.000

On base pct. .000 • Slugging pct. .000

Rachel Pennington Career Stats																							
Year	avg	gp-gs	ab	r	h	2b	3b	hr	rbi	tb	slg%	bb	hbp	so	qdp	ob%	sf	sh	sb-att	po	a	e	fld%
2019	.000	45-1	3	18	0	0	0	0	0	0	.000	0	0	0	0	.000	0	0	11-12	3	0	0	1.000
2020	.000	20-0	0	12	0	0	0	0	0	0	.000	0	0	0	0	.000	0	0	0-3	0	0	0	.000
2021	.000	2-0	0	0	0	0	0	0	0	0	.000	0	0	0	0	.000	0	0	0-0	0	0	0	.000
TOTAL	.000	67-1	3	30	0	0	0	0	0	0	.000	0	0	0	0	.000	0	0	11-15	3	0	0	1.000



23 Junior - Mya Stevenson - OF										Mesquite, Texas									
Career Highs										Season Highs									
At-Bats: 4 (29x) last at Longwood 3/10/21										At-Bats: 4 (2x) last at Longwood 3/10									
Runs: 3 at Charlotte 3/16/19										Runs: 2 at Longwood 3/10									
Hits: 4 at Charlotte 3/16/19										Hits: 2 at Longwood 3/10									
RBI: 7 (2x) last vs. Rutgers 3/8/20										RBI: 2 (2x) last at Longwood 3/10									
Doubles: 2 at Charlotte 3/16/19										Doubles:									
Triples: 1 (3x) last vs. Rhode Island 2/23/20										Triples:									
HRs: 2 (4x) last vs. Rutgers 3/8/20										Home Runs: 1 (2x) last at Longwood 3/10									
Walks: 3 (3x) last vs. Saint Francis 2/7/20										Walks: 1 vs. Akron 3/3									
SB: 1 (3x) last vs. ETSU 2/21/20										HBP: 1 at Longwood 3/10									
HBP: 1 (7x) last at Longwood 3/10										Putouts: 1 (4x) last at Longwood 3/10									
Putouts: 3 vs. Tennessee Tech 2/15/20										Assists:									
Assists: 1 (4x) last at Kennesaw State 2/22/20										Career/Season									
										2+ Hit Games: 26/1									
										2+ HR Games: 4/0									
										2+ Runs Games: 19/1									
										2+ RBI Games: 25/2									
										2+ BB Games: 7/0									
										1,000 Avg. Games (at least 2-2): 6/0									
										Hitting Streaks 5+ Games: 4/0									
										Hitting Streaks 10+ Games: 1									
										Career Long Hitting Streak: 10 ('19)									
										Season/Current Hit Streak: 2/2									
										Career Long OB Streak: 22 ('19 & '20)									
										Season/Current OB Streak: 3/3									

#23 STEVENSON, Mya - 9 games (All games)

Date	Opponent	Pos	AB	R	H	RBI	2B	3B	HR	BB	SB	CS	HBP	SAC	SF	GDP	K	PO	A	E	Avg
Mar 03	AKRON-1	*of/dh	3	1	0	0	0	0	0	1	0	0	0	0	0	0	2	0	0	0	.000
Mar 03	AKRON-2	*of	3	0	0	0	0	0	0	0	0	0	0	0	0	0	0	0	0	0	.000
Mar 05	BOWLING GREEN	*of	3	0	0	0	0	0	0	0	0	0	0	0	0	0	1	1	0	0	.000
Mar 06	VALPARAISO	*of/dh	4	1	1	2	0	0	1	0	0	0	0	0	0	0	1	0	0	0	.077
Mar 06	SAINT FRANCIS	*of	3	0	0	0	0	0	0	0	0	0	0	0	0	0	0	0	0	0	.062
Mar 07	SAINT FRANCIS	*of	3	0	0	0	0	0	0	0	0	0	0	0	0	0	1	1	0	0	.053
Mar 07	VALPARAISO	*of	3	1	0	0	0	0	0	0	0	0	0	0	0	0	1	1	0	0	.045
Mar 10	at Longwood-1	*of	2	0	1	0	0	0	0	0	0	0	1	0	0	0	0	0	0	0	.083
Mar 10	at Longwood-2	*of	4	2	2	2	0	0	1	0	0	0	0	0	0	0	0	1	0	0	.143
Totals		9gs	28	5	4	4	0	0	2	1	0	0	1	0	0	0	6	4	0	0	.143

On base pct. .200 • Slugging pct. .357

Mya Stevenson Career Stats																							
Year	avg	gp-gs	ab	r	h	2b	3b	hr	rbi	tb	slg%	bb	hbp	so	gdp	ob%	sf	sh	sb-att	po	a	e	fld%
2019	.329	61-59	170	42	56	10	2	20	58	130	.765	22	3	45	0	.411	2	0	4-5	18	2	3	.870
2020	.385	25-25	78	23	30	3	1	12	36	71	.910	13	3	11	1	.489	0	0	1-3	10	2	1	.923
2021	.143	9-9	28	5	4	0	0	2	4	10	.357	1	1	6	0	.200	0	0	0-0	4	0	0	1.000
TOTAL	.326	95-93	276	70	90	13	3	34	98	211	.764	36	7	62	1	.414	2	0	5-8	32	4	4	.900



27 Senior - Rachel Rousseau - OF										Morgantown, West Virginia									
Career Highs										Season Highs									
At-Bats: 5 (2x) last vs. WKU 4/7/19										At-Bats: 3 vs. Akron 3/3									
Runs: 3 at Kentucky 3/11/20										Runs: 1 vs. Akron 3/3									
Hits: 3 (3x) last vs. Delaware State 2/28/20										Hits:									
RBI: 5 vs. FAU 5/5/19										RBI:									
Doubles: 2 vs. UC-Riverside 2/8/19										Doubles:									
Triples: 1 vs. FAU 5/5/19										Triples:									
Home Runs: 1 (9x) last vs. Akron 3/4/20										Home Runs:									
Walks: 1 (13x) last vs. Valparaiso 3/7/21										Walks: 1 vs. Valparaiso 3/7									
SB: 2 vs. ETSU 2/22/20										SB:									
Putouts: 4 (4x) last at Kennesaw State 2/23/20										Putouts: 3 vs. Akron 3/3									
Assists: 1 (7x) last vs. Akron 3/4/20										Assists:									
Career/Season										Career/Season									
2+ Hit Games: 16/0										2+ Hit Games: 16/0									
2+ SB Games: 1/0										2+ SB Games: 1/0									
2+ Runs Games: 8/0										2+ Runs Games: 8/0									
2+ RBI Games: 11/0										2+ RBI Games: 11/0									
2+ BB Games: 1										2+ BB Games: 1									
1,000 Avg. Games (at least 2-2): 2/0										1,000 Avg. Games (at least 2-2): 2/0									
Hitting Streaks 5+ Games: 1										Hitting Streaks 5+ Games: 1									
Hitting Streaks 10+ Games:										Hitting Streaks 10+ Games:									
Career Long Hitting Streak: 6 ('19)										Career Long Hitting Streak: 6 ('19)									
Season/Current Hit Streak: 0/0										Season/Current Hit Streak: 0/0									
Career Long OB Streak: 11 ('19)										Career Long OB Streak: 11 ('19)									
Season/Current OB Streak: 0/0										Season/Current OB Streak: 0/0									

#27 ROUSSEAU, Rachel - 5 games (All games)

Date	Opponent	Pos	AB	R	H	RBI	2B	3B	HR	BB	SB	CS	HBP	SAC	SF	GDP	K	PO	A	E	Avg
Mar 03	AKRON-1	*of	3	1	0	0	0	0	0	0	0	0	0	0	0	0	0	3	0	0	.000
Mar 05	BOWLING GREEN	of	0	0	0	0	0	0	0	0	0	0	0	0	0	0	0	0	0	0	.000
Mar 06	VALPARAISO	pr/of	0	0	0	0	0	0	0	0	0	0	0	0	0	0	0	0	0	0	.000
Mar 07	SAINT FRANCIS	of	0	0	0	0	0	0	0	0	0	0	0	0	0	0	0	0	0	0	.000
Mar 07	VALPARAISO	of	0	0	0	0	0	0	0	1	0	0	0	0	0	0	0	0	0	0	.000
Totals		1gs	3	1	0	0	0	0	0	1	0	0	0	0	0	0	0	3	0	0	.000

On base pct. .250 • Slugging pct. .000

Rachel Rousseau Career Stats																							
Year	avg	gp-gs	ab	r	h	2b	3b	hr	rbi	tb	slg%	bb	hbp	so	gdp	ob%	sf	sh	sb-att	po	a	e	fld%
2018	.238	41-5	21	8	5	4	0	0	5	9	.429	2	0	4	0	.304	0	0	5-9	9	1	0	1.000
2019	.252	34-34	107	20	27	9	1	7	30	59	.551	8	3	11	2	.319	1	2	3-6	51	4	0	1.000
2020	.326	25-25	86	23	28	6	0	2	8	40	.465	2	0	13	0	.341	0	0	9-9	43	3	0	1.000
2021	.000	5-1	3	1	0	0	0	0	0	0	.000	1	0	0	0	.250	0	0	0-0	3	0	0	1.000
TOTAL	.276	105-65	217	52	60	19	1	9	43	108	.498	13	3	28	2	.325	1	2	17-24	106	8	0	1.000



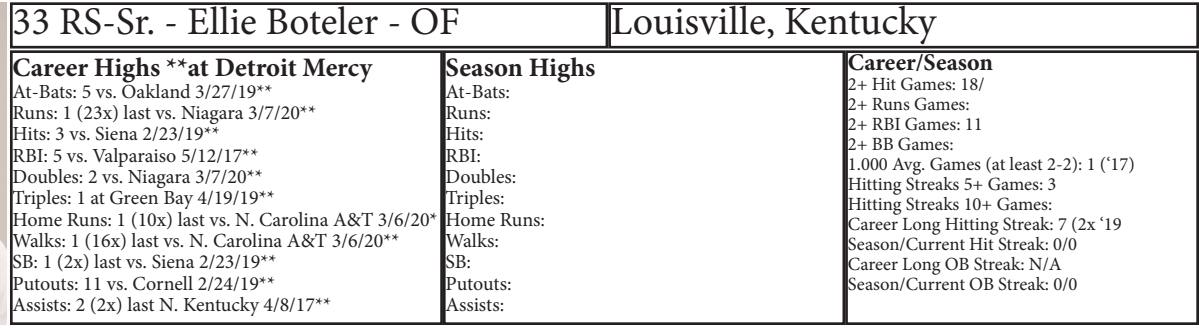
28 Freshman - Kay Kay Kenney - OF										Highland Village, Texas									
Season Highs										Career/Season									
At-Bats:										2+ Hit Games:									
Runs:										2+ Runs Games:									
Hits:										2+ RBI Games:									
RBI:										2+ BB Games:									
Doubles:										1,000 Avg. Games (at least 2-2):									
Triples:										Hitting Streaks 5+ Games:									
Home Runs:										Hitting Streaks 10+ Games:									
Walks:										Career Long Hitting Streak:									
SB: 1 vs. Valparaiso 3/7										Season/Current Hit Streak:									
Putouts:										Career Long OB Streak:									
Assists:										Season/Current OB Streak:									

#28 KENNEY, Kay Kay - 5 games (All games)

Date	Opponent	Pos	AB	R	H	RBI	2B	3B	HR	BB	SB	CS	HBP	SAC	SF	GDP	K	PO	A	E	Avg
Mar 03	AKRON-1	pr	0	0	0	0	0	0	0	0	0	0	0	0	0	0	0	0	0	0	.000
Mar 03	AKRON-2	pr	0	0	0	0	0	0	0	0	0	0	0	0	0	0	0	0	0	0	.000
Mar 06	VALPARAISO	pr	0	0	0	0	0	0	0	0	0	0	0	0	0	0	0	0	0	0	.000
Mar 07	VALPARAISO	pr	0	0	0	0	0	0	0	0	1	0	0	0	0	0	0	0	0	0	.000
Mar 10	at Longwood-1	pr	0	0	0	0	0	0	0	0	0	1	0	0	0	0	0	0	0	0	.000
Totals			0	0	0	0	0	0	0	0	1	1	0	0	0	0	0	0	0	0	.000

On base pct. .000 • Slugging pct. .000

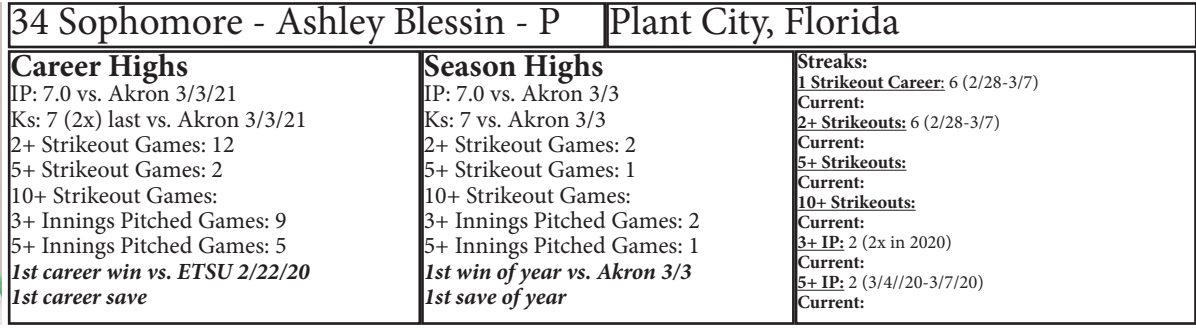
Kay Kay Kenney Career Stats																							
Year	avg	qp-gs	ab	r	h	2b	3b	hr	rbi	tb	slg%	bb	hbp	so	gdp	ob%	sf	sh	sb-att	po	a	e	fld%
2021	.000	5-0	0	0	0	0	0	0	0	0	.000	0	0	0	0	.000	0	0	1-2	0	0	0	.000
TOTAL	.000	5-0	0	0	0	0	0	0	0	0	.000	0	0	0	0	.000	0	0	1-2	0	0	0	.000



Year	GP/GS	Avg.	AB	R	H	2B	3B	HR	RBI	TB	BB	HBP	K	SF	SB	OBP	SLG	FLD%
2017	35/25	0.200	70	5	14	6	0	2	16	26	5	0	16	0	1/1	0.253	0.371	1.000
2018								MISSED SEASON DUE TO INJURY										
2019	57/56	0.272	173	14	47	9	1	5	27	73	10	0	44	1	1/1	0.310	0.422	0.941
2020	22/20	0.271	59	4	16	6	0	3	8	31	1	1	11	0	0	0.295	0.525	0.846
Totals	114/101	0.255	302	23	77	21	1	10	51	130	16	1	71	1	2/2	0.294	0.430	

Year	ERA	W-L	APP/GS	CG	SHO	SV	IP	H	R	ER	BB	SO	2B	3B	HR	B/AVG	WP	HBP
2017	6.68	0-0	13/2	0	0	0	22.0	29	23	21	11	6	5	0	4	0.312	4	4

--



Date	Opponent	Pos	AB	R	H	RBI	2B	3B	HR	BB	SB	CS	HBP	SAC	SF	GDP	K	PO	A	E	Avg
Mar 03	AKRON-1	*p	0	0	0	0	0	0	0	0	0	0	0	0	0	0	0	2	2	0	.000
Mar 05	BOWLING GREEN	*p	0	0	0	0	0	0	0	0	0	0	0	0	0	0	0	0	1	0	.000
Totals		2gs	0	0	0	0	0	0	0	0	0	0	0	0	0	0	0	2	3	0	.000

Date	Opponent	GS	IP	H	R	ER	BB	SO	2B	3B	HR	WP	BK	HBP	IBB	Score	W-L	Sv	ERA	NP
Mar 03	AKRON-1	*	7.0	5	4	1	1	7	0	0	0	0	0	0	0	7-4	1-0	0	1.00	115
Mar 05	BOWLING GREEN	*	1.1	3	3	3	0	0	1	1	0	0	0	0	0	7-6	1-0	0	3.36	17
Mar 07	SAINT FRANCIS	*	4.0	4	1	1	2	3	2	0	0	0	0	0	2	2-1	2-0	0	2.84	67
Mar 07	VALPARAISO		0.2	0	0	0	0	1	0	0	0	0	0	0	0	4-5	2-0	0	2.69	10
Mar 10	at Longwood-2		1.2	5	1	1	0	0	1	0	0	0	0	0	0	5-7	2-1	0	2.86	30
Totals		3	14.2	17	9	6	3	11	4	1	0	0	0	2	0	25-23	2-1	0	2.86	-

Ashley Blessin Career Stats																								
Year	era	w-l	app	qs	cq	sho	sv	ip	h	r	er	bb	so	2b	3b	hr	bf	bavg	wp	hbp	bk	sfa	sha	
2020	3.45	7-0	16	10	3	2/0	0	46.2	46	29	23	21	34	6	4	1	211	.251	2	5	0	0	1	
2021	2.86	2-1	5	3	1	0/0	0	14.2	17	9	6	3	11	4	1	0	66	.288	0	2	0	0	2	
TOTAL	3.31	9-1	21	13	4	2/0	0	61.1	63	38	29	24	45	10	5	1	277	.260	2	7	0	0	3	



40 Senior - Laney Jones - Pitcher										Doylestown, Ohio									
Career Highs (only 2019)										Season Highs									
IP: 12 vs. Grand Valley State 3/24/19										IP: 7.0 vs. Saint Francis 3/6									
Ks: 10 at Parkside 4/6/19										Ks: 7 vs. Saint Francis 3/6									
2+ Strikeout Games: 46										2+ Strikeout Games: 3									
5+ Strikeout Games: 20										5+ Strikeout Games: 1									
10+ Strikeout Games: 1										10+ Strikeout Games:									
3+ Innings Pitched Games: 41										3+ Innings Pitched Games: 3									
5+ Innings Pitched Games: 31										5+ Innings Pitched Games: 2									
1st career win at MU 2/7/20 vs. Bucknell										1st win of year vs. Akron 3/3									
1st career save at MU 2/15/20 vs. Ohio										1st save of year vs. Bowling Green 3/5									
Streaks:										Current:									
1 Strikeout Career: 14 (2x)										2+ Strikeouts: 14 (4/6/19-5/3-19)									
Current:										Current:									
5+ Strikeouts: 5 (3/5/19-3/15/19)										Current:									
Current:										10+ Strikeouts:									
Current:										Current:									
3+ IP: 12 (3/5/19-3/31/19)										Current:									
Current:										5+ IP: 10 (4/6/19-4/26/19)									
Current:										Current:									

Ashland University stats

	APP	GS	W	L	SV	CG	IP	H	R	ER	BB	K	K/7	HR	ERA
2017-18	21	13	6	5	0	5	83.2	87	52	47	39	61	5.10	6	3.93
2018-19	31	26	15	11	1	21	178.1	166	88	55	58	137	5.38	8	2.16
Total	52	39	21	16	1	26	262.0	253	140	102	97	198	5.29	14	2.73

#40 JONES, Laney - 2 games (All games)

Date	Opponent	Pos	AB	R	H	RBI	2B	3B	HR	BB	SB	CS	HBP	SAC	SF	GDP	K	PO	A	E	Avg
Mar 07	VALPARAISO	p	0	0	0	0	0	0	0	0	0	0	0	0	0	0	0	0	2	0	.000
Mar 10	at Longwood-1	*p	0	0	0	0	0	0	0	0	0	0	0	0	0	0	0	0	1	0	.000
Totals		1gs	0	0	0	0	0	0	0	0	0	0	0	0	0	0	0	0	3	0	.000

On base pct. .000 • Slugging pct. .000

#40 JONES, Laney - 5 appearances (All games)

Date	Opponent	GS	IP	H	R	ER	BB	SO	2B	3B	HR	WP	BK	HBP	IBB	Score	W-L	Sv	ERA	NP
Mar 03	AKRON-2	*	5.0	4	0	0	1	2	1	0	0	0	0	0	0	8-0	1-0	0	0.00	70
Mar 05	BOWLING GREEN		0.2	1	0	0	1	0	0	0	0	0	0	0	0	7-6	1-0	1	0.00	20
Mar 06	SAINT FRANCIS	*	7.0	2	0	0	1	7	2	0	0	1	0	1	0	2-0	2-0	1	0.00	98
Mar 07	VALPARAISO		1.0	3	2	2	0	0	0	0	0	0	0	0	0	4-5	2-0	1	1.02	15
Mar 10	at Longwood-1	*	3.2	3	5	4	4	2	1	0	0	0	0	2	0	2-5	2-1	1	2.42	104
Totals		3	17.1	13	7	6	7	11	4	0	0	1	0	3	0	23-16	2-1	1	2.42	-

Laney Jones Career Stats (Marshall)																							
Year	era	w-l	app	gs	cq	sho	sv	ip	h	r	er	bb	so	2b	3b	hr	bf	bavg	wp	hbp	bk	sfa	sha
2020	3.62	8-2	19	12	4	1/0	4	67.2	71	41	35	30	61	8	3	4	310	.269	0	6	0	4	6
2021	2.42	2-1	5	3	2	2/0	1	17.1	13	7	6	7	11	4	0	0	76	.203	1	3	0	0	2
TOTAL	3.38	10-3	24	15	6	3/0	5	85.0	84	48	41	37	72	12	3	4	386	.256	1	9	0	4	8



43 Senior - Aly Harrell - INF										Gahanna, Ohio									
Career Highs										Season Highs									
At-Bats: 4 (22x) last vs. Valparaiso 3/6/21										At-Bats: 4 (3x) last vs. Valparaiso 3/6									
Runs: 3 vs. Presbyterian 2/16/19										Runs: 2 vs. Valparaiso 3/6									
Hits: 4 vs. Tennessee Tech 2/15/20										Hits: 3 vs. Valparaiso 3/6									
RBI: 4 (5x) last vs. Rhode Island 2/23/20										RBI: 2 (2x) last vs. Valparaiso 3/7									
Doubles: 2 (2x) last at Norfolk State 2/29/20										Doubles: 1 vs. Akron 3/3									
Triples:										Triples:									
Home Runs: 2 vs. Presbyterian 2/16/19										Home Runs: 1 (4x) last at Longwood 3/10									
Walks: 4 vs. WKU 4/7/19										Walks: 2 (2x) last at Longwood 3/10									
SB: 1 at Ohio 4/25/18										SB:									
HBP: 3 at No. 20 JMU 3/27/19										HBP:									
Putouts: 14 at UTSA 4/7/18										Putouts: 8 vs. Saint Francis 3/7									
Assists: 2 (3x) last vs. ETSU 2/21/20										Assists: 1 (3x) last vs. Valparaiso 3/7									
Career/Season																			
2+ Hit Games: 35/5																			
2+ HR Games: 1/0 Grand Slams: 2/0																			
2+ Runs Games: 14/1																			
2+ RBI Games: 27/2																			
2+ BB Games: 33/2																			
1,000 Avg. Games (at least 2-2): 7/1																			
Hitting Streaks 5+ Games: 4/0																			
Hitting Streaks 10+ Games:																			
Career Long Hitting Streak: 7 ('20)																			
Season/Current Hit Streak: 4/0																			
Career Long OB Streak: 24 ('19)																			
Season/Current OB Streak: 4 (2x)/4																			

#43 HARRELL, Aly - 9 games (All games)

Date	Opponent	Pos	AB	R	H	RBI	2B	3B	HR	BB	SB	CS	HBP	SAC	SF	GDP	K	PO	A	E	Avg
Mar 03	AKRON-1	*1b	4	1	2	2	0	0	0	0	0	0	0	0	0	0	1	5	0	0	.500
Mar 03	AKRON-2	*1b	3	0	2	1	1	0	0	0	0	0	0	0	0	0	0	3	1	0	.571
Mar 05	BOWLING GREEN	*1b	4	1	2	1	0	0	1	0	0	0	0	0	0	0	0	4	0	0	.545
Mar 06	VALPARAISO	*1b	4	2	3	1	0	0	1	0	0	0	0	0	0	0	0	4	0	0	.600
Mar 06	SAINT FRANCIS	*1b	3	0	0	0	0	0	0	0	0	0	0	0	0	0	2	6	0	0	.500
Mar 07	SAINT FRANCIS	*1b	1	1	0	0	0	0	0	2	0	0	0	0	0	0	0	8	1	1	.474
Mar 07	VALPARAISO	*1b	3	1	1	2	0	0	1	1	0	0	0	0	0	0	0	4	1	0	.455
Mar 10	at Longwood-1	*1b	2	1	2	1	0	0	1	2	0	0	0	0	0	0	0	5	0	0	.500
Mar 10	at Longwood-2	*1b	3	1	0	0	0	0	0	1	0	0	0	0	0	0	0	5	0	0	.444
Totals		9gs	27	8	12	8	1	0	4	6	0	0	0	0	0	0	3	44	3	1	.444

On base pct. .545 • Slugging pct. .926

Aly Harrell Career Stats																							
Year	avg	gp-gs	ab	r	h	2b	3b	hr	rbi	tb	slg%	bb	hbp	so	gdp	ob%	sf	sh	sb-att	po	a	e	fld%
2018	.350	48-43	120	18	42	10	0	11	41	85	.708	23	7	9	2	.480	0	2	1-1	136	6	2	.986
2019	.338	64-64	145	35	49	10	0	14	40	101	.697	68	17	13	2	.578	2	0	0-1	459	11	7	.985
2020	.441	25-25	68	22	30	8	0	5	23	53	.779	23	6	3	0	.602	1	0	0-0	142	8	2	.987
2021	.444	9-9	27	8	12	1	0	4	8	25	.926	6	0	3	0	.545	0	0	0-0	44	3	1	.979
TOTAL	.369	146-141	360	83	133	29	0	34	112	264	.733	120	30	28	4	.552	3	2	1-2	781	28	12	.985



44 Senior - Katie Adams - C										Hurricane, West Virginia									
Career Highs										Season Highs									
At-Bats: 4 (11x) last at Kentucky 3/11/20										At-Bats: 3 (8x) last at Longwood 3/10									
Runs: 2 (2x) last vs. Akron 3/3/21										Runs: 2 vs. Akron 3/3									
Hits: 3 (3x) last vs. Akron 3/3/21										Hits: 3 vs. Akron 3/3									
RBI: 5 vs. Howard 2/29/20										RBI: 3 vs. Akron 3/3									
Doubles: 2 (3x) all 3 vs. Akron last 3/3/21										Doubles: 2 (2x) both vs. Akron 3/3									
Triples:										Triples:									
Home Runs: 1 (4x) last vs. Saint Francis 3/6/21										Home Runs: 1 vs. Saint Francis 3/6									
Walks: 2 (3x) last at USC Upstate 2/9/20										Walks: 1 (2x) last vs. Valparaiso 3/6									
SB: 1 (3x) last vs. Akron 3/3/21										SB: 1 vs. Akron 3/3									
Putouts: 9 vs. Saint Francis 3/6/21										Putouts: 9 vs. Saint Francis 3/6									
Assists: 3 vs. Bucknell 3/7/20										Assists: 1 (2x) last vs. Akron 3/3									
Career/Season																			
2+ Hit Games: 12/2																			
2+ HR Games:																			
2+ Runs Games: 2/1																			
2+ RBI Games: 9/1																			
2+ BB Games: 3/0																			
1,000 Avg. Games (at least 2-2): 2/1																			
Hitting Streaks 5+ Games: 2/0																			
Hitting Streaks 10+ Games: 1																			
Career Long Hitting Streak: 10 ('20)																			
Season/Current Hit Streak: 2 (2x)/0																			
Career Long OB Streak: 15 ('20)																			
Season/Current OB Streak: 2 (2x)/0																			

#44 ADAMS, Katie - 8 games (All games)

Date	Opponent	Pos	AB	R	H	RBI	2B	3B	HR	BB	SB	CS	HBP	SAC	SF	GDP	K	PO	A	E	Avg
Mar 03	AKRON-1	*c	3	0	2	3	2	0	0	1	1	0	0	0	0	0	0	7	1	1	.667
Mar 03	AKRON-2	*c	3	2	3	0	2	0	0	0	0	0	0	0	0	0	0	2	1	0	.833
Mar 05	BOWLING GREEN	*c	3	0	0	0	0	0	0	0	0	0	0	0	0	0	0	7	0	0	.556
Mar 06	VALPARAISO	*c	3	0	1	0	0	0	0	1	0	0	0	0	0	0	0	8	0	0	.500
Mar 06	SAINT FRANCIS	*c	3	1	1	1	0	0	1	0	0	0	0	0	0	0	1	9	0	0	.467
Mar 07	SAINT FRANCIS	*c	3	0	0	0	0	0	0	0	0	0	0	0	0	0	0	6	0	0	.389
Mar 07	VALPARAISO	*c	3	0	1	1	0	0	0	0	0	0	0	0	0	0	0	8	0	0	.381
Mar 10	at Longwood-1	*c	3	0	0	0	0	0	0	0	0	0	0	0	0	0	0	3	0	0	.333
Totals			8gs	24	3	8	5	4	0	1	2	1	0	0	0	0	1	50	2	1	.333

On base pct. .385 • Slugging pct. .625

Katie Adams Career Stats																							
Year	avg	gp-gs	ab	r	h	2b	3b	hr	rbi	tb	slg%	bb	hbp	so	gdp	ob%	sf	sh	sb-att	po	a	e	fld%
2018	.214	30-9	42	4	9	2	0	0	3	11	.262	5	0	8	0	.292	1	1	1-1	25	1	0	1.000
2019	.280	44-26	82	6	23	4	0	0	13	27	.329	12	2	8	0	.381	1	0	0-1	20	1	2	.913
2020	.377	21-19	61	8	23	5	0	3	16	37	.607	7	0	9	0	.441	0	0	1-1	69	5	3	.961
2021	.333	8-8	24	3	8	4	0	1	5	15	.625	2	0	1	0	.385	0	0	1-1	50	2	1	.981
TOTAL	.301	103-62	209	21	63	15	0	4	37	90	.431	26	2	26	0	.381	2	1	3-4	164	9	6	.966



55 Senior - Blakely Burch - INF

Live Oak, Florida

Career Highs * at Marshall *	Season Highs	Career/Season
At-Bats: 5 (2x) last at USC Upstate 2/9/20	At-Bats: 3 (4x) last at Longwood 3/10	2+ Hit Games: 18/0
Runs: 3 vs. WKU 4/7/19	Runs: 2 vs. Bowling Green 3/5	2+ SB Games: 1
Hits: 3 (3x) last at MTSU 4/27/19	Hits: 1 (5x) last vs. Valparaiso 3/7	2+ Runs Games: 13/1
RBI: 4 vs. UTSA 5/8/19	RBI: 1 (3x) last vs. Valparaiso 3/7	2+ RBI Games: 11/0
Doubles: 1 (17x) last at Kennesaw State 2/23/20	Doubles:	2+ BB Games: 2
Triples: 1 (9x) last vs. ETSU 2/21/20	Triples:	1,000 Avg. Games (at least 2-2): 5
Home Runs: 1 (12x) last vs. Valparaiso 3/7/21	Home Runs: 1 (2x) last vs. Valparaiso 3/7	Hitting Streaks 5+ Games: 2/0
Walks: 2 (2x) last vs. ECU 2/16/19	Walks: 1 (2x) last at Longwood 3/10	Hitting Streaks 10+ Games:
SB: 3 vs. UMass-Lowell 2/17/18	SB: 1 vs. Akron 3/3	Career Long Hitting Streak: 7 ('20)
HBP: 2 (2x) last vs. Cal Poly 2/9/19	HBP: 1 vs. Akron 3/3	Season/Current Hit Streak: 4/0
Putouts: 10 vs. UMass-Lowell 2/17/18 (at 1st base)	Putouts: 3 vs. Saint Francis 3/7	Career Long OB Streak: 19 ('18)
Assists: 5 (2x) last vs. FIU 3/31/18	Assists: 4 vs. Saint Francis 3/7	Season/Current OB Streak: 5/3

USC	Player	avg	gp-gs	ab	r	h	2b	3b	hr	rbi	tb	slg%	bb	hbp	so	gdp	ob%	sf	sh	sb-att	po	a	e	fld%
Upstate stats	BURCH, Blakely	.257	23-11	35	6	9	4	0	0	5	13	.371	1	0	8	0	.278	0	1	0-1	4	6	0	1.000

#55 BURCH, Blakely - 9 games (All games)

Date	Opponent	Pos	AB	R	H	RBI	2B	3B	HR	BB	SB	CS	HBP	SAC	SF	GDP	K	PO	A	E	Avg
Mar 03	AKRON-1	*3b	1	1	0	0	0	0	0	1	0	0	1	0	0	0	0	1	3	1	.000
Mar 03	AKRON-2	*3b	2	1	1	0	0	0	0	0	1	0	0	0	0	0	0	0	0	0	.333
Mar 05	BOWLING GREEN	*3b	3	2	1	1	0	0	1	0	0	0	0	0	0	0	0	1	1	0	.333
Mar 06	VALPARAISO	*3b	3	1	1	1	0	0	0	0	0	0	0	0	0	0	0	2	2	1	.333
Mar 06	SAINT FRANCIS	*3b	2	0	1	0	0	0	0	0	0	0	0	0	0	0	0	2	1	2	.364
Mar 07	SAINT FRANCIS	*3b	2	0	0	0	0	0	0	0	0	0	0	0	0	0	1	3	4	0	.308
Mar 07	VALPARAISO	*3b	3	1	1	1	0	0	1	0	0	0	0	0	0	0	0	0	2	0	.312
Mar 10	at Longwood-1	*3b	2	0	0	0	0	0	0	1	0	0	0	0	0	0	0	2	1	0	.278
Mar 10	at Longwood-2	*3b	3	0	0	0	0	0	0	0	0	0	0	0	0	0	0	2	2	0	.238
Totals		9gs	21	6	5	3	0	0	2	2	1	0	1	0	0	0	1	13	16	4	.238

On base pct. .333 • Slugging pct. .524

Blakely Burch Career Stats (Marshall)																							
Year	avg	gp-gs	ab	r	h	2b	3b	hr	rbi	tb	slg%	bb	hbp	so	gdp	ob%	sf	sh	sb-att	po	a	e	fld%
2018	.220	48-43	118	12	26	5	1	0	11	33	.280	10	6	25	1	.311	1	2	11-15	103	69	8	.956
2019	.257	62-60	171	43	44	9	7	8	35	91	.532	14	16	23	2	.366	1	3	6-6	58	111	16	.914
2020	.293	14-14	41	7	12	3	1	2	8	23	.561	2	2	7	0	.348	1	1	1-1	15	7	2	.917
2021	.238	9-9	21	6	5	0	0	2	3	11	.524	2	1	1	0	.333	0	0	1-1	13	16	4	.879
TOTAL	.248	133-126	351	68	87	17	9	12	57	158	.450	28	25	56	3	.344	3	6	19-23	189	203	30	.929



77 Senior - Madison Whitaker - INF New Palestine, Indiana		
Career Highs **at Wright State At-Bats: 5 (2x) last vs. Valparaiso 2/24/19** Runs: 3 vs. UL-Monroe 2/10/19** Hits: 3 (2x) last at Detroit Mercy 4/7/18** RBI: 4 (2x) last vs. S. Carolina St. 3/2/19** Doubles: 2 vs. Dayton 4/9/19** Triples: 1 (2x) last vs. Dayton 3/20/19** Home Runs: 1 (8x) last vs. UIC 5/3/19** Walks: 2 (4x) last at Youngstown St. 4/16/19** SB: 1 (3x) last vs. UL-Monroe 2/10/19** Putouts: 5 at Oakland 4/13/18** Assists: 7 vs. Saint Louis 3/9/19**	Season Highs At-Bats: 2 (3x) last at Longwood 3/10 Runs: 1 vs. Bowling Green 3/5 Hits: 1 at Longwood 3/10 RBI: 1 at Longwood 3/10 Doubles: Triples: Home Runs: Walks: 1 vs. Akron 3/3 SB: Putouts: 1 (3x) last at Longwood 3/10 Assists: 2 (2x) last at Longwood 3/10	Career/Season 2+ Hit Games: 22 2+ Runs Games: 5 2+ RBI Games: 12 2+ BB Games: 4 1.000 Avg. Games (at least 2-2): 2 Hitting Streaks 5+ Games: 2 ('19) Hitting Streaks 10+ Games: Career Long Hitting Streak: 6 ('19) Season/Current Hit Streak: 0/0 Career Long OB Streak: N/A Season/Current OB Streak: 0/0

Wright State Hitting stats

Year	GP/GS	Avg.	AB	R	H	2B	3B	HR	RBI	TB	BB	HBP	K	SF	SB	OBP	SLG	FLD%
2018	53/53	0.244	168	16	41	8	1	3	23	60	9	1	15	1	2/3	0.285	0.357	0.911
2019	49/49	0.278	158	27	44	8	1	5	30	69	17	1	19	3	1/1	0.346	0.437	0.884
2020	4/3	0.167	6	0	1	0	0	0	0	1	0	0	0	0	0	0.167	0.167	0.833
Totals	106/105	0.259	332	43	86	16	2	8	53	130	26	2	34	4	3/4	0.313	0.392	

#77 WHITAKER, Madison - 5 games (All games)

Date	Opponent	Pos	AB	R	H	RBI	2B	3B	HR	BB	SB	CS	HBP	SAC	SF	GDP	K	PO	A	E	Avg
Mar 03	AKRON-1	*2b	1	0	0	0	0	0	0	0	0	0	0	0	0	0	0	1	0	0	.000
Mar 05	BOWLING GREEN	ph/2b	2	1	0	0	0	0	0	1	0	0	0	0	0	0	1	1	0	0	.000
Mar 06	VALPARAISO	ph	1	0	0	0	0	0	0	0	0	0	0	0	0	0	0	0	0	0	.000
Mar 06	SAINT FRANCIS	*2b	2	0	0	0	0	0	0	0	0	0	0	0	0	0	0	0	2	0	.000
Mar 10	at Longwood-1	ph/2b	2	0	1	1	0	0	0	0	0	0	0	0	0	0	0	1	2	0	.125
Totals		2gs	8	1	1	1	0	0	0	1	0	0	0	0	0	0	1	3	4	0	.125

On base pct. .222 • Slugging pct. .125

Madison Whitaker Career Stats (Marshall)																							
Year	avg	gp-gs	ab	r	h	2b	3b	hr	rbi	tb	slg%	bb	hbp	so	gdp	ob%	sf	sh	sb-alt	po	a	e	fld%
2021	.125	5-2	8	1	1	0	0	0	1	1	.125	1	0	1	0	.222	0	0	0-0	3	4	0	1.000
TOTAL	.125	5-2	8	1	1	0	0	0	1	1	.125	1	0	1	0	.222	0	0	0-0	3	4	0	1.000

2021 Marshall Thundering Herd TV/Radio Roster



1 Grace Chelemen - Jr., OF
Woodhaven, Mich.



2 Paige Halliwill - Fr., OF
Mogadore, Ohio



3 Armani Brown - Sr., IF
Elk Grove, Calif.



4 Sierra Huerta - Gr., IF
Fillmore, Calif.



5 Megan Stauffer - Sr., P
Lansdale, Pa.



7 Amaya Lee - Fr., IF
Concord, Calif.



8 Taylor Robinson - Jr., IF
Mobile, Ala.



9 Camryn Michallas - Jr., OF
Huntington, W.Va.



11 Carson Lyon - R-So., OF
Monroe, La.



14 Cailey Joyce - R-So., P
Mechanicsburg, Pa.



16 Saige Pye - Sr., IF
Stockton, Calif.



17 Chloe Lee - Jr., OF
Tampa, Fla.



18 Brianna McCown - Fr., P
St. Albans, W.Va.



19 Madi Garay - R-Fr., P
Bay City, Texas



20 Kat Sackett - Fr., C
Erie, Colo.



21 Rachel Pennington - Jr., OF
West Hamlin, W.Va.



23 Mya Stevenson - Jr., OF
Plant City, Fla.



27 Rachel Rousseau - Sr., OF
Morgantown, W.Va.



28 Kay Kay Kenney - Fr., OF
Highland Village, Texas



33 Ellie Boteler - R-Sr., OF
Louisville, Ky.



34 Ashley Blessin - So., P
Plant City, Fla.



40 Laney Jones - Sr., P
Doylestown, Ohio



43 Aly Harrell - Sr., IF
Gahanna, Ohio



44 Katie Adams - Sr., C
Hurricane, W.Va.



55 Blakely Burch - R-Sr., IF
Live Oak, Fla.



77 Madison Whitaker - Sr., IF
New Palestine, Ind.



Head Coach
Megan Smith Lyon - 3rd Season



Assistant Coach
Corey Lyon - 3rd Season



Assistant Coach
Maddie Holub - 3rd Season



Volunteer Assistant
Sam Boone - 1st Season



Graduate Manager
Kayla DeSchepper - 2nd Season



Athletic Trainer
Becky Kaliher - 2nd Season