



2020-21 MARSHALL WOMEN'S BASKETBALL

THE HERD

GAME NOTES

Jason Corriher, Marshall Sports Information | Email: corriher@marshall.edu
 O: 304-696-4660 | C: 740-331-1497 | Twitter: @HerdWBB | Website: www.HerdZone.com

GAME INFORMATION

Date/Time: February 26-27, 2021
Site: Huntington, W.Va. (Cam Henderson Center)
Live Stats: StatBroadcast.com
Live Video: ESPN+ Friday, CUSA.tv Saturday
Marshall Radio: 88.1 WMUL-FM, www.marshall.edu/wmul
Twitter Updates: @HerdWBB
Series: 11th and 12th all-time meetings (Marshall up 6-4)
Last Meeting: February 29, 2020 - NT won 77-69

SCHEDULE

DATE	OPPONENT	TIME
Dec. 1	MORGAN STATE	Canceled
6	RADFORD	W, 68-59
9	at #9 Kentucky	L, 79-45
13	at St. Bonaventure	Canceled
17	MOREHEAD STATE	Canceled
Jan. 1	LOUISIANA TECH *	L, 61-51 (OT)
2	LOUISIANA TECH *	W, 61-57
8	at Charlotte *	L, 75-54
9	at Charlotte *	L, 65-56 (OT)
14	WKU *	W, 81-54
17	at WKU *	L, 69-60
22	FIU *	L, 75-60
23	FIU *	W, 65-56
29	at Florida Atlantic *	Postponed
30	at Florida Atlantic *	Postponed
Feb. 5	OLD DOMINION *	L, 80-70
6	OLD DOMINION *	W, 73-68 (OT)
12	at Middle Tennessee *	Postponed
13	at Middle Tennessee *	Postponed
20	(RV) RICE *	L, 64-48
21	(RV) RICE *	W, 68-56
26	at North Texas *	7:30 p.m.
27	at North Texas *	4:30 p.m.
4	at Middle Tennessee *	7 p.m.
5	at Middle Tennessee *	7 p.m.

March 6-7 Open dates for rescheduling if necessary
 March 10-13 Conference USA Tournament Frisco, Texas

All times Eastern. Game times & dates are subject to change.

Home games **CAPS & GREEN**

* - Conference game

\$ - Conference USA Championship (Frisco, Texas)

THE TEAMS

2020-21 Conference USA Action



Marshall
Thundering Herd
 6-8, 5-7

CATEGORY LEADERS

Scoring/Game

Savannah Wheeler, 17.7

Rebounds/Game

Alexis Johnson, 6.3

Assists/Game

Ksenija Mitric, 3.0

HEAD COACH

Tony Kemper (4th season)

Overall: 45-60

at School: Same



North Texas
Mean Green
 11-4, 8-2

CATEGORY LEADERS

Scoring/Game

Quincy Noble, 18.7

Rebounds/Game

Madison Townley, 8.2

Assists/Game

N'Yah Boyd, 3.9


HEAD COACH

Jalie Mitchell (6th season)

Overall: 76-89

at School: Same

PROBABLE STARTERS



#24 Kennedi Colclough
 6'0" - GR - Forward

2020-21
 12 GP, 12 GS
 7.9 ppg, 3.6 rpg
 1.3 apg, 0.4 spg



#2 Kristen Mayo
 5'5" - SR - Guard

2020-21
 8 GP, 8 GS
 10.3 ppg, 3.4 rpg
 2.5 apg, 1.9 spg




#20 Taylor Pearson
 5'8" - SR - Forward

2020-21
 12 GP, 12 GS
 7.1 ppg, 5.9 rpg
 2.1 apg



#4 Savannah Wheeler
 5'6" - SO - Guard

2020-21
 14 GP, 14 GS
 17.7 ppg, 3.9 rpg
 2.7 apg, 0.9 spg



#34 Lorelei Roper
 6'1" - JR - F/C

2020-21
 10 GP, 10 GS
 7.1 ppg, 5.9 rpg
 53.3 FG%

MARSHALL WOMEN'S BASKETBALL

2020-21 ROSTER

NUMERICAL

NO.	NAME	HT.	POS.	YR.	HOMETOWN (LAST SCHOOL)
0	Kia Sivils	5-7	G	JR	Louisville, Ky. (Sacred Heart HS)
1	Christiana McLean	5-6	G	RS FR	Wake Forest, N.C. (Heritage HS)
2	Kristen Mayo	5-5	G	SR	Grayson, Ky. (East Carter HS)
3	CC Mays	5-8	G	FR	Tampa, Fla. (Seffner Christian Academy)
4	Savannah Wheeler	5-6	G	SO	Catlettsburg, Ky. (Boyd County HS)
5	Samantha LaFon	6-0	F	FR	Chesapeake, Ohio (Ironton HS)
11	Ksenija Mitric	5-8	G	FR	Banja Luka, Bosnia & Herzegovina (Celje BC)
20	Taylor Pearson	5-7	F	SR	Columbus, Ohio (Northland HS)
21	Sarah Liberatore	5-10	G	FR	Greensburg, Pa. (Hempfield Area HS)
23	Alexis Johnson	5-10	F	SO	Southfield, Mich. (Southfield HS for Arts & Tech.)
24	Kennedi Colclough	6-0	F	GRAD	Crofton, Md. (Stetson University)
25	Mahogany Matthews	6-1	F	RS SO	York, Pa. (Ole Miss)
30	Aarionna Redman*	5-10	F/G	FR	Pickerington, Ohio (Pickerington Central)
32	Paige Shy	5-10	G	SO	Huntington, W.Va. (St. Joseph Catholic HS)
34	Lorelei Roper	6-1	F/C	JR	Charlotte, N.C. (Carmel Christian HS)

* - Will miss 2020-21 season due to injury.

Coaching Staff

Head Coach: Tony Kemper – 4th season (9th with the team)
 Assistant Coach: Adria Crawford – 3rd season
 Assistant Coach: Lazar Milinkovic – 5th season (7th with team)
 Assistant Coach/Director of Operations: Elizabeth Brown – 3rd season
 Video Coordinator - Janko Popovic - 1st season
 Graduate Manager - Maggie Stanley - 3rd season

PROUNUNCIATION GUIDE

Kia Sivils	Key-uh Sivils (sounds like civils)
Christiana McLean	Chris-che-ahn-uh Muh-Clain
Ksenija Mitric	Ksen-ee-uh Me-trich (say K in first name quickly & softly)
hometown	Bahn-ya Luke-ah
basketball club	Cell-yee
Sarah Liberatore	Lib-er-tor-ee
Kennedi Colclough	Cole-Claw
Aarionna Redman	Air-ee-ahn-uh
Lorelei Roper	Lore-UH-lie

Staff

Adria Crawford	UH-dree-uh
Lazar Milinkovic	Luh-Zar Mill-ink-o-vitch
Janko Popvic	Yanko Pop-o-vitch



GENERAL INFORMATION

Name	Marshall University
Founded	1837
Location	Huntington, W.Va.
Enrollment	13,324
Nickname	Thundering Herd
Colors	Kelly Green & White
Conference	Conference USA
Home	Cam Henderson Center/9,048
President	Dr. Jerry A. Gilbert (Duke)
Director of Athletics	Mike Hamrick (Marshall '80)

COACHING STAFF

Head Coach	Tony Kemper (Fort Hays '01)
Career record (seasons)	45-60 (4th)
Record at Marshall (seasons)	45-60 (4th)
Conference USA record	25-37
Assistant Coach	Adria Crawford
Assistant Coach	Lazar Milinkovic
Director of Operations	Elizabeth Brown
Video Coordinator	Janko Popovic
Team Manager	Maggie Stanley

TEAM INFORMATION

2019-20 Record	13-17
2019-20 Conference USA Record/Finish	7-11/8th
Starters Returning/Lost	3/2
Letterwinners Returning/Lost	7/5
Newcomers	7

PROGRAM HISTORY

First Year of Basketball	1969
Overall Record	697-726
Conference Championships	1 ('97/SoCon)
Regular Season Championships	5 ('85, '86, '87, '88, '89/SoCon)
NCAA Tournament Appearances	1 ('97, L, 69-49 vs. Colorado College)
Women's Basketball Invitational - 2	2015, 1-1, W, 81-79 vs. NKU & L, 71-73 vs. Mercer
2019, 1-1, W, 67-64 at Davidson & L, 83-71 at App. St.	
Women's NIT Appearances	1 ('16, L, 76-68 at Ohio)


SPORTS INFORMATION

Asst. AD/Media Relations	Jason Corriher (NC State '00)
Office	(304) 696-4660
E-Mail	corriher@marshall.edu
Associate SID/WBB	Scott Hall (Marshall '08)
Office	(304) 696-4662
Cell	(540) 539-2032
E-Mail	hall133@marshall.edu
Sports Information Fax	(304) 696-2325
Press Row Phone	(304) 696-3303 or 7061
Mailing Address	Marshall University Sports Information
	P.O. Box 1360
	Huntington, WV 25715
Overnight Address	Cam Henderson Center, Room 2036
	1801 3rd Avenue
	Huntington, WV 25703
Official Athletics Website	www.Herdzone.com
Twitter	@HerdZone, @HerdWBB
Instagram	@HerdWBB
Facebook	Marshall Athletics,
	Marshall University Basketball

CONFERENCE USA

Phone	214-774-1300
Website	ConferenceUSA.com
Mailing Address	5201 N. O'Connor Blvd.
	Suite 300
	Irving, TX 75039
Director, Media Relations	Cassie Logan
E-mail	clogan@c-usa.org

MARSHALL WOMEN'S BASKETBALL BROADCAST TALKING POINTS



#0 Kia Sivils, Jr., G, Louisville, Ky.
 - 68 career games with 9 starts, 222 career pts.
 - Started 2020-21 opener vs. Radford, played 31 min. & three assists.
 - Saw increase in minutes per game from 20.4 freshman year to 22.7 as a sophomore.
 - Earned 1st career start in 2019-20 season-opener vs. Kentucky Christian, scored seven pts & had four rebs.
 - Scored a career-high 16 points on 7-of-7 shooting, including 2-of-2 from 3, at North Texas (1/4/20).
 - Tied career-best 16 points vs. Old Dominion (2/22/20) with career-high 3-for-3 from beyond the arc.
 - Set career-high of 5 assists at Evansville (11/24/19) & again at Southern Miss (2/6/20).



#2 Kristen Mayo, Sr., G, Grayson, Ky.
 - Senior leader has 94 starts. Only returner to start every game of 2019-20.
 - 18 pts. on 7-11 FGs w/ 5 rebs. & 4 ast. 1/14 vs. WKU
 - Has recorded at least 1 steal in 12 straight games.
 - Career-best 31.0 mpg in 2019-20.
 - 849 career points, career-high 327 (10.9 ppg) in '19-20.
 - Scored in double figures in 18 contests last season.
 - Netted career-high 22 points vs. Southern Miss (3/11/20) in 1st round, OT win, the day before the remainder of the C-USA Tourn. & season was canceled.
 - Shot 6-of-6 from three vs. Coppin State (12/1/18).



#4 Savannah Wheeler, So., G, Catlettsburg, Ky.
 - Set new career-high with 35 pts. vs. ODU (2/6)
 - 44 career games, 31 starts, 651 pts (14.8 ppg).
 - Led Herd in scoring with 403 & 13.4 ppg in 2019-20.
 - Highest scoring average by a MU freshman since Sikeetha Shepard-Hall's 15.0 ppg in 2002-03 (361 pts in 24 games) & highest pts total by a freshman since Kristina Behnfeldt (438) in 1995-96. Both in MU Hall of Fame.
 - Started career with 18 pts vs. KCU & then 19 vs. Norfolk State, named C-USA Freshman of the Week.
 - Recorded back-to-back 20+ pt games vs. FIU (22) and FAU (25), named C-USA Freshman of the Week again.
 - Only freshman nationally ranked in 2019-20 in top 40 for FTM (T37th - 130) & FT% (40th - 83.9).


2019-20 All-Freshman Team
 2020-21 Preseason All-C-USA




#11 Ksenija Mitric, Fr, G, Banja Luka, Bosnia & Herzegovina
 - Played 22 min. vs. Radford (12/6) scored 8 pts & had 3 assists.
 - Helped lead Celje Basketball Club to the Slovenian championship in the U17 & U19 divisions in 2018 and runner-up finish in 2019.
 - Avg. 15+ points per game during those 2 seasons.
 - Helped lead team to the Women's Adriatic Basketball Association (WABA) title in 2017.
 - Played for Bosnia and Herzegovina national team leading in scoring (10.3) and assists (3.1) at the FIBA U16 Women's European Championship in 2016.
 - Led team in scoring in U18 division in 2017 (11.1) & in 2018 (10.1).



#21 Sarah Liberatore, Fr., G, Greensburg, Pa.
 - Has seen action in nine games this season.
 - Finished prep career with 1,125 points.
 - Senior year averaged 19.7 ppg, 7.2 rpg, 5.3 assists & 2.1 steals.
 - Two-time Big 56 First Team selection, four-time Big 56 All-Section, two-time Tribune Review Terrific 10 All-Star, Post Gazette Top 5 in class 6A.
 - Two-time US Jr. National Champion & was ranked #25 in Pennsylvania. Two-time Team MVP and Captain.
 - Selected for PA vs. Maryland game, Roundball Classic, PBC Roundball Classic top 20 in Western Pennsylvania.
 - Very athletic family. Dad played baseball at Bowling Green & mom swam at John Carroll U. among others.



#24 Kennedi Colclough, Gr., F, Crofton, Md.
 - Started all 12 games since entering the lineup.
 - Transfer from Stetson.
 - Played 30 games, 4 starts as a freshman with 4.8 ppg.
 - Playing very well in sophomore season with 13.0 ppg through 17 games before season-ending injury.
 - Played in 2018-19 opener before another injury ended her season.
 - Played in 23 games in 2019-20 with 6.7 ppg.
 - Scored career-high 25 pts vs. Trinity Baptist (11/23/19).
 - Has 6 career double-doubles including 23 pts & 13 boards in win over Florida (11/22/17).
 - Father LaVorn played WR for Marshall (1995-98).



#1 Christiana McLean, R-Fr., G, Wake Forest, N.C.
 - Has yet to play in 2020-21, dealing with injury.
 - Redshirted her freshman season 2019-20.
 - Graduated from Heritage High School.
 - Avg. 14 pts, 5 rebs. & 3 assists per game senior year.
 - Attended Northside Christian Academy as a freshman & was named a Select 60 Best Offensive Player.
 - Attended Carmel Christian HS as a sophomore & was named at South Carolina Season's Finest Basketball Player and a Big5 Top Performer.
 - Queen City All-Tournament team selection.
 - Won the John Wall Championship.
 - Honored as All-Conference & All-District.
 - Also lettered in soccer.



#3 CC Mays, Fr., G, Tampa, Fla.
 - First double-double came at Charlotte (11p, 13r) on 1/9
 - Started 1st career game vs. Radford (12/6), played 26 min., had 5 rebs. & scored 4 pts.
 - Started at #9 UK and had career-high 6 points, was 3-of-4 from the line (12/9).
 - As a freshman was named All-County First Team & nominated for Tampa Bay Times Home Team Hot Shot.
 - Tallied Carrollwood's 1st ever quadruple-double with 10 pts, 11 rebs., 14 ast., & 12 steals in win vs. Middleton.
 - Member of state runners-up at Carrollwood both years.
 - Named All-County 2nd team & listed in the Tampa Bay Times Home Team 25 girl's players to watch as soph.

#5 Samantha LaFon, Fr., F, Chesapeake, Ohio
 - Early enrollee for the Herd after signing National Letter of Intent on Nov. 13, 2020.
 - Successful prep career at Ironton High School.
 - Averaged 14 points and nearly 11 rebounds per game this past season.
 - Ranked 12th in the state of Ohio in 2019-20 in field goal percentage hitting on 57 percent of shots.
 - Over last two years honored as First Team All-District, two-time First Team All-Conference, All-State Special Mention and was the league's leading rebounder.



#20 Taylor Pearson, Sr., F, Columbus, Ohio
 - Averaged 13 points in the split with Louisiana Tech.
 - Senior leader has missed just two games in career, 97 games played with 66 starts. Started 28-of-30 in 2019-20.
 - Has seen minutes increase every year, 19.7 freshman, 24.7 sophomore & 32.5 senior.
 - 2nd on team in scoring with 11.1 ppg in 2019-20.
 - Averaged 5+ rebs. per game for the 2nd time in 2019-20 with 5.2 per game.
 - Led team & was 3rd in C-USA in 3PT FG percentage with 39.6. Also 8th in league with 53 made 3's.
 - Tallied 1st 2 career games with 20+ points, 21 at Southern Miss (2/6/20) including 6-of-9 from 3, & then career-high 24 at WKU (2/20/20) 10-of-15 from field.



#23 Alexis Johnson, So., F, Southfield, Mich.
 - Career-high 18 pts. vs. ODU (2/5).
 - Had second double-double (11p, 14r) at Charlotte on 1/9.
 - Big day in opener vs. Radford (12/6) with 21 min. 12 pts, on 6-of-11 shooting & 9 rebs.
 - Appeared in 15 games averaging 5.9 minutes per contest with 27 pts, 24 rebounds & 6 steals in 2019-20.
 - Had 2019-20 best game vs. Alderson Broaddus with 15 min., 9 pts and 6 boards.
 - Attended Southfield HS for the Arts and Technology.
 - Avg. 23.9 ppg, 8.0 rpg and 3.0 spg during senior season.
 - Led her team in scoring and rebounding all 4 years.
 - Reached 1,000-pt plateau during junior year.



#25 Mahogany Matthews, R-So., F, York, Pa.
 - Second in the league in blocks (2.3 per game)
 - Averaged 6 blocks in Louisiana Tech series split (1/1-2).
 - Played 14 min. off bench vs. Radford (12/6/20) blocked 2 shots, scored 2 pts. & had 2 rebs.
 - 15 min at #9 UK & career-high 5 pts, 3-of-4 FT.
 - Sat out 2019-20 due to NCAA transfer rules after spending 2018-19 at Ole Miss.
 - 22 games, 6 starts with Rebels, Avg. 9.2 min per game.
 - Career-high 6 boards vs. Florida (3/6/19).
 - 3-star recruit by ESPN coming out of Hoke Country HS with a grade of 88 & 45th best forward nationally.



#30 Aarionna Redman, Fr., F/G, Pickerington, Ohio

- Will miss the 2020-21 season with a knee injury.
- Helped lead Pickerington Central to a state title as a sophomore & runner-up finishes junior & senior years.
- Helped lead team to three Ohio Capital Conference and district titles as well as 2 regional appearances.
- As a senior was named honorable mention Division I All-Central District and to the OCC's District II second team.
- Competed in shot put as well.
- From same home town as former Marshall men's golfer & 2018 MU Men's Athlete of the Year Alex Weiss.



#34 Lorelei Roper, Jr., F/C, Charlotte, N.C.

- Career day vs. FIU (1/23) with 12 pts., 8 rbs., 3 blks
- Career-high 13 rebounds against ODU (2/6).
- 60 career games with 14 starts.
- Has 16 career games with 5+ rebounds.
- Tallied 35 career blocks.
- Made 2019-20 debut vs. Alderson Broadbudds (11/27) scoring 10 pts & 5 rbs after working way back from knee injury at end of freshman season.
- Started against FAU (2/1), UTSA (2/13) & at FIU (3/5) last season. Played career-high 28 min. against FAU & FIU
- Career-high 10 boards vs. UTSA.
- Two-time C-USA Commissioner's Honor Roll.



Head Coach Tony Kemper - 4th Season/9th overall

- Became HC in March of 2017. Current record of 45-60. Was an assistant coach for 5 years under previous HC Matt Daniel.
- 2019 recruiting class ranked in the top 60 nationally.
- Herd had 8-win improvement in 2018-19 and 7-win improvement in C-USA action last season.
- MU picked to finish 13th in 2018-19 and finished 6th and led MU to WBI.
- Helped mentor Shayna Gore who became 3rd played in program history with over 2,000 career points.
- Spent 3 years as assistant at Central Arkansas under Matt Daniel as well.
- Attended Fort Hays State.



Assistant Coach Adria Crawford - 3rd Season

- Named Co-Recruiting Coordinator in August (2019) after helping secure top 60 ranked recruiting class.
- Helped lead Herd through 8-win improvement in her first season with program in 2018-19.
- Her work with post players has seen great improvement with great play.
- Named a WBCA 30 Under 30 honoree in 2018.
- Spent 4 yrs as assistant at College of Charleston. Also spent time as assistant at Longwood.
- Starred for Georgetown (2008-12) as a player & member of winningest class in program history, 96 wins. Ended career in top 15 in career rebounds (646), blocked shots (61) and steals (174).



#32 Paige Shy, So., G, Huntington, W.Va.

- Nearly had first double-double (11 p, 9r) vs. Louisiana Tech on 1/2.
- Did not play vs. Radford (12/6) or Rice (2/21).
- 1st action of 2020-21 at #9 UK & scored 2 pts.
- Appeared in 28 games coming off the bench.
- Averaged 11.5 minutes per contest.
- Totaled 85 points (3.0) and 65 rebounds (2.3).
- Made collegiate debut against Norfolk State (11/9/19).
- 9 pts & 8 boards vs. Alderson Broadbudds (11/27/19).
- Netted (then)-career-high 10 points and had 5 rebounds vs. North Texas (2/29/20).
- Played a season-best 24 minutes at ODU (1/18/20).



Assistant Coach Lazar Milinkovic - 5th Season

- Named Co-Recruiting Coordinator in August (2019) after helping to secure top 60 ranked recruiting class.
- Worked with backcourt tandem of seniors Shayna Gore and Taylor Porter in 2018-19. Gore led team with 20.1 ppg and Porter set school record with 10 three-pointers in Senior Day win over FIU.
- Served as grad assistant for Herd in 2012-14.
- Was assistant coach for Morehead State for two seasons and then came back to Marshall.
- At Morehead State mentored Almesha Jones who finished as program leader in assists and 2nd in steals.
- Worked as an assistant with St. Joseph Prep School boys team and coached Andrew Wiggins.



DBO/Assistant Coach Elizabeth Brown

- Enters 3rd season with program.
- Was a member of coaching staff at New Haven for one year prior to coming to Marshall.
- Starred for Richmond University for 4 years.
- Appeared in 110 games for Spiders. Ended career with 645 pts, 524 rbs. and 119 blocks.
- 5th all-time in career blocks and 48 as a sophomore good for 2nd-most in team history.
- Named to Atlantic 10's 2011-12 All-Rookie Team.
- Played professionally for Barmer TV in the German Bundesliga, averaged 10 pts and 9 rbs per game.
- Earned master's degree in sport management at New Haven in Dec. of 2018.

HERD NOTES

Last Time Out: Marshall 68, Rice 56 (2/21/21)

The Marshall women's basketball team allowed just four fourth-quarter points en route to a 68-56 Senior Day win over Rice Sunday afternoon at the Cam Henderson Center.

The Thundering Herd improved to 6-8 overall and 5-7 in Conference USA, while Rice suffered its first league defeat, falling to 13-2 and 9-1.

Marshall's Savannah Wheeler made four of six 3-point attempts on her way to a game-high 25 points and four assists with no turnovers. She was one of four MU players in double figures as Kennedy Colclough had 14 and Kristen Mayo and Taylor Pearson added 10 apiece. Pearson also had a team-high seven rebounds.

Rice's 6'9" center Nancy Mulkey narrowly missed a double-double with 15 points and nine rebounds and Lauren Schwartz used an 8-for-8 free throw effort to post 14 points. Sydne Wiggins also finished in double figures with 12.

The Thundering Herd got out a much better start, offensively, than it did Saturday. Marshall jumped out to a seven-point advantage (13-6) on a three-point play by Wheeler at the 4:58 mark of the first quarter. Rice, though, responded with a 25-10 run the rest of the first half and grabbed a 31-23 lead at the break.

The visitors kept the home team at arm's length by getting to the free throw line throughout the third period, despite Marshall making five of its seven 3-point attempts. However, the final stanza proved to be a much different story.

The Thundering Herd ratcheted up the defensive intensity and limited the Owls to a 2-for-13 effort from the floor, which included an 0-for-6 showing from 3-point range. When all was said and done, Marshall's game-clinching run was 18-0 over the game's final three minutes, 53 seconds. The Owls made just one of their last 11 field goal attempts and turned it over six times

in the period.

The defeat was just the third in league play for Rice's program since 2018-19. The Owls, who entered the weekend last in the conference in turnover margin, struggled again in that regard Sunday. Rice was charged with 18 miscues, which resulted in 17 Thundering Herd points. Marshall, meanwhile, committed just nine turnovers, and those became nine Owls points.

Rice did hold a commanding 24-10 edge on points in the paint, however.

The perimeter stats were not close. Marshall went 10-for-20 from downtown (50 percent) to Rice's 20 percent (3-for-15), the Owls' lowest clip of the season.

Seniors Mayo and Pearson were also honored in a pregame ceremony before Sunday's game.

Century Mark!

Marshall's senior tandem of Kristen Mayo and Taylor Pearson are right around the 100-game plateau in the Green and White. Friday's game against the Mean Green will be the 100th for Mayo and 102nd for Pearson.

Mayo Climbing the Charts

Kristen Mayo also enters the weekend with 134 career 3-pointers at Marshall. She needs two to pass McKenzie Akers (2013-17) for fifth (135) and three to top Natal Rosko (1994-98) and Taylor Porter (2015-19) for third on the school's all-time list.

Dealing the Rejection

Mahogany Matthews rejected two shots against Rice on February 20 and is now second in Conference USA at 2.3 per game. That average is also 28th nationally. As a team, the Herd is second in the conference at 4.4 per game and that is good for 53rd in the nation.

Defensive Intensity

It isn't just the block category where the Thundering Herd has showcased its defensive prowess. Marshall is fourth in C-USA in scoring defense (65.5).

Career-Highs

There were numerous career highs set during the Old Dominion weekend. They were as follows:

Alexis Johnson: 18 points, one block on February 5
CC Mays: 39 minutes, four steals on February 6
Savannah Wheeler: 35 points, 15 free throws made on February 6
Lorelei Roper: 13 rebounds, 34 minutes on February 6

Snapped!

The win over WKU was Marshall's first against the Tops anywhere but the 2016 Conference USA Tournament. Coming into the game, WKU held a 14-1 lead in the all-time series between the two schools.

Roster Addition

Marshall added another newcomer in freshman Samantha LaFon, who was signed as part of the 2021-22 recruiting class. LaFon has opted for early enrollment and is eligible to play right away for Marshall. LaFon had a successful prep career at Ironton High School averaging 14 points and nearly 11 boards per game this past season. She also ranked 12th in the state of Ohio for field goal percentage hitting 57 percent of her shots last year.

Blocked Shot Streak Ends

On the road at No. 9 Kentucky, Marshall did not record a blocked shot for the first time in 36 games. Feb. 16, 2019 at Middle Tennessee was the last time the Herd failed to tally a swat. Marshall went through the final six games of the 2018-19 season, the entire 2019-20 season (30 games) and then the 2020-21 season-opener versus Radford. The Herd totaled 134 swats, an average of 3.72 per game. Marshall was tied for 77th in the NCAA and ranked second in Conference USA in 2019-20 averaging 4.0 rejections per contest.

The Herd more than made up for the performance in Kentucky, however, swatting a total of 21 shots in the series split with Louisiana Tech.

What a Start for Alexis Johnson

Sophomore Alexis Johnson has had quite an impact for Marshall coming off the bench. Appearing in 15 games last season and scoring just 27 points, Johnson surpassed that points total in just two games to begin the 2020-21 season with 28. She started with a career-day in the opener against Radford with 12 points and nine rebounds. Johnson kept it going with 16 points at No. 9 Kentucky to lead the Herd and added three steals. Then she posted her first double-double with 16 points and 11 rebounds against Louisiana Tech on January 1.

Getting Back Out on the Court Part I

It felt like a long time coming for the Thundering Herd to compete on the hardwood after its final game of the 2019-20 season. Marshall defeated Southern Miss, 71-67, in overtime in the first round of the Conference USA Tournament. The Herd, as the No. 8 seed, was all set to take on top-seeded Rice in the second round when the rest of the conference tournament, as well as the remainder of collegiate sports, was canceled on March 12th due to the COVID-19 pandemic. Finally, after working through everything off the court, with schedule changes and even the first game against Morgan State (Dec. 1) being canceled, Marshall will step back on the floor at the Cam Henderson Center against Radford (Dec. 6).

Getting Back Out on the Court Part II

Unfortunately for the Herd following its meeting at #9 Kentucky, Marshall had its next two games canceled due to COVID-related issues. The Thundering Herd lost out on contests at St. Bonaventure (Dec. 13) and at home against regional rival Morehead State (Dec. 17).

Different League Schedule

In an effort to try and help against the spread of COVID-19 as much as possible, Conference USA announced major changes to its league schedule for the 2020-21 season. Each team will host four opponents and travel to four locations for a two-game series in back-to-back days. The teams will still have one home-and-home with a rival. The C-USA Tournament is set for March 10-13 back at The Star in Frisco, Texas. The top 12 finishers in the regular season will make the trip to the postseason.

Different League Setup

On Wednesday, Dec. 30, Conference USA announced that the league will be switching to East and West Divisions in both men's and women's basketball. C-USA will crown divisional champions at the end of conference play in March. Standings will be based on overall conference winning percentage. In addition, divisional seeding will be utilized for the C-USA Championships. A cross-divisional bracket will be used to determine first-round matchups.

East Division: Charlotte, FIU, Florida Atlantic, Marshall, Middle Tennessee, Old Dominion, and WKU

West Division: Louisiana Tech, North Texas, Rice, Southern Miss, UAB, UTEP, UTSA

Games Already Being Affected (Updated February 24)

Several games across Conference USA have already been affected by COVID-19 with games being canceled or postponed.

No. 5 Louisville at Middle Tennessee – original date Nov. 25
Alabama A&M at Southern Miss – Nov. 27
Southeastern Louisiana at Southern Miss – Nov. 28
Vanderbilt at Middle Tennessee – Nov. 29
Stetson at FIU – Nov. 29
Tennessee Tech at UAB – Nov. 29
Morgan State at Marshall – Dec. 1
Rice at UT-Arlington – Dec. 2
Sam Houston State at UTEP – Dec. 5
McNeese at Southern Miss – Dec. 5
Nicholls at Southern Miss – Dec. 8
Dayton at Charlotte – Dec. 10
North Dakota at Old Dominion – Dec. 11
Texas Southern at Rice – Dec. 11
Mississippi State at Southern Miss – Dec. 12
Marshall at St. Bonaventure – Dec. 13
Incarnate Word at UTSA – Dec. 13
Pine Bluff at Louisiana Tech – Dec. 15
Davidson at Charlotte – Dec. 15
Southern Miss at Alabama – Dec. 17
Morehead State at Marshall – Dec. 17
Prairie View A&M vs. North Texas – Dec. 19
Old Dominion at Drexel (postponed) – Dec. 20
Samford at WKU – Dec. 21
Tennessee State at UAB – Dec. 22
Old Dominion at Delaware State – Dec. 29
Charlotte at WKU (postponed) – Jan. 1 & 2
UAB at Rice (postponed) – Jan. 22 & 23
Florida Atlantic at Charlotte (postponed) – Jan. 22 & 23
Old Dominion at North Texas (postponed) – Jan. 22 & 23
Rice at North Texas – Jan. 28
Marshall at Florida Atlantic – Jan. 29 & 30
WKU at Old Dominion – Jan. 29 & 30
Charlotte at FIU – Jan. 29 & 30
North Texas at Rice – Jan. 30
Rice at Southern Miss – Feb. 5 & 6
Marshall at Middle Tennessee – Feb. 12 & 13
North Texas at/vs. WKU – Feb. 20 & 21
Charlotte at UTSA – Feb. 20 & 21
Middle Tennessee at Louisiana Tech – Feb. 20 & 21
UTSA at UAB – Feb. 26 & 27

Wheeler Named Preseason All-Conference

After having one of the best rookie seasons in recent Herd history, and being named to the 2019-20 Conference USA All-Freshman team, Savannah Wheeler was honored as a Preseason All-Conference selection as voted on by the league coaches. Wheeler led the Herd with 403 points and 13.4 ppg. Her per game scoring average was the best by a Marshall freshman since Sikeetha Shepard-Hall put up 15 a game in 2002-03. Shepard-Hall played 24 games that season and totaled 361 points. Wheeler's 403 points was the highest point total by a Herd freshman since Kristina Behnfeldt netted 438 in 1995-96. Both Shepard-Hall and Behnfeldt are in the Marshall Athletics Hall of Fame. Wheeler was twice named Conference USA Freshman of the Week with the first coming after her collegiate debut. The youngster lit up Kentucky Christian for 18 points on 6-of-9 shooting and grabbed four steals. Wheeler then tallied 19 points, including hitting five three-pointers, against Norfolk State. Her second weekly honor came after two 20+ point efforts with 22 versus FIU and then 25 against Florida Atlantic. The 5-6 guard was very adept at finishing around the rim and drawing fouls as Wheeler was also the only freshman to be ranked nationally in the top 40 for both made free throws (tied for 37th with 130) and free throw percentage (40th - 83.9). Along with scoring and shooting from the line, Wheeler also led the Herd in assists (83) and steals (41).

Returning Scorers

Marshall returns its top three scorers from the 2019-20 season in sophomore Savannah Wheeler (13.4 ppg), and seniors Taylor Pearson (11.1 ppg) and Kristen Mayo (10.9 ppg). For Mayo and Pearson, the pair stepped up in their junior campaigns scoring in double-digits for the first time in their careers. Pearson saw a dramatic improvement in her three-point shot. After hitting just 11-of-59 (18.6 %) in 2018-19, she hit 53-of-134 (39.6 %) to lead the team. Pearson ranked eighth in Conference USA in made three-pointers and third in three-point field goal percentage. Mayo continued to be a steady presence on the court and increased her scoring output from 7.3 as a sophomore up to 10.9 last year, capping the season with a career-high 22 points in the overtime win against Southern Miss. Mayo did not miss a game through her first three years and played a career-high 31.0 minutes per game in 2019-20.

THE OPPONENT - NORTH TEXAS

Scouting the Mean Green

North Texas currently sits second in C-USA's West Division at 11-4 overall and 8-2 in the league. The lone league losses have been at UTEP (62-52) on January 16 and at Louisiana Tech on February 5 (60-55).

Quincy Noble leads the Mean Green with 18.7 points per game (fifth-highest in the league), while Madison Townley rips down 8.2 boards and N'Yah Boyd dishes out 3.9 assists per contest. Noble is also, far and away, the team's biggest threat from beyond the arc with 48 3-pointers made to go with her 39.3 percentage from deep. Her 3.2 triples per game are tied for the league lead, while the percentage stands second. Townley also leads C-USA in offensive rebounds per contest at 4.1.

The Mean Green lead the league in 3-point percentage defense (26.0), but are 11th in the conference in 2-point percentage defense (46.8), field goal percentage defense (41.8), defensive rebounds per game (24.9) and defensive rebounding percentage (67.2).

THE SERIES

11th and 12th meetings - Marshall leads 6-4

Year	Day	Winner	Score
07-08	(D4)	MAR	82-70
08-09	(N17)	MAR	78-69*
13-14	(J15)	NT	63-50
14-15	(F7)	NT	45-42
15-16	(J14)	NT	71-63*
16-17	(M4)	MAR	60-57
17-18	(F24)	MAR	62-54
18-19	(F7)	MAR	67-55*
19-20	(J4)	MAR	68-59
	(F29)	NT	77-69*

2020-2021 University of North Texas Women's Basketball Overall Statistics (as of Feb 13, 2021)

Overall Record: 11-4 Conf: 8-2 Home: 5-1 Away: 5-3 Neutral: 1-0

#	Player	GP-GS	MIN	AVG	FG		3PT		FT		Rebounds				PF	DQ	A	TO	BLK	STL	PTS	AVG
					FG-FGA	FG%	3FG-FGA	3FG%	FT-FTA	FT%	OFF	DEF	TOT	AVG								
00	Noble, Quincy	15-15	498	33.2	97-224	.433	48-122	.393	39-50	.780	13	45	58	3.9	33	0	32	38	5	18	281	18.7
11	Boyd, N'Yah	15-15	508	33.9	66-175	.377	11-42	.262	51-75	.680	11	35	46	3.1	25	0	58	33	1	18	194	12.9
41	Townley, Madison	15-14	420	28.0	53-120	.442	0-0	.000	19-32	.594	61	62	123	8.2	29	0	20	16	7	21	125	8.3
04	Jackson, Jazion	15-15	398	26.5	40-103	.388	12-39	.308	30-46	.652	30	35	65	4.3	33	1	42	38	2	20	122	8.1
21	Shepherd, Charlene	3-1	49	16.3	8-20	.400	1-5	.200	5-6	.833	6	10	16	5.3	6	0	3	2	0	2	22	7.3
24	Lampkin, Tommisha	15-0	168	11.2	32-56	.571	0-0	.000	15-35	.429	21	32	53	3.5	30	0	1	10	8	6	79	5.3
22	Brooks, Destiny	13-2	253	19.5	24-64	.375	15-47	.319	2-4	.500	3	17	20	1.5	26	0	13	19	0	18	65	5.0
32	Lee, Rochelle	14-10	218	15.6	29-65	.446	0-0	.000	5-16	.313	13	24	37	2.6	27	0	4	12	9	7	63	4.5
02	Jones, Summer	5-1	57	11.4	7-21	.333	5-12	.417	3-4	.750	0	7	7	1.4	4	0	5	2	1	0	22	4.4
12	McDowell, Destinee	13-1	148	11.4	23-45	.511	0-2	.000	6-8	.750	15	42	57	4.4	31	2	8	15	6	6	52	4.0
01	Villas-Gomis, Emma	15-1	108	7.2	9-30	.300	1-5	.200	6-6	1.000	13	16	29	1.9	12	0	2	14	1	3	25	1.7
14	Cleary, Maddie	10-0	56	5.6	6-17	.353	4-14	.286	0-0	.000	2	0	2	0.2	5	0	1	3	0	1	16	1.6
05	Neal, Keira	13-0	119	9.2	6-32	.188	0-8	.000	2-8	.250	8	12	20	1.5	15	1	6	4	5	3	14	1.1
Total		15	3000	200.0	400-972	.412	97-296	.328	183-290	.631	215	373	588	39.2	276	4	195	211	45	123	1080	72.00
Opponents			3000	200.0	374-895	.418	54-208	.260	215-298	.721	182	402	584	38.9	260	4	155	256	36	111	1017	67.80

Team Statistics	UNT	OPP
SCORING	1080	1017
Points Per Game	72.0	67.8
Scoring Margin	4.2	-
FIELD GOALS-ATT	400-972	374-895
Field Goal Pct	.412	.418
3 POINT FG-ATT	97-296	54-208
3PT FG Pct	.328	.260
3PT Made Per Game	6.5	3.6
FREE THROWS-ATT	183-290	215-298
FT Pct	.631	.721
FT Made Per Game	12.2	14.3
REBOUNDS	588	584
Rebounds Per Game	39.2	38.9
Rebounds Margin	0.3	-
ASSISTS	195	155
Assists Per Game	13.0	10.3
TURNOVERS	211	256
Turnovers Per Game	14.1	17.1
Turnovers Margin	3.0	-
Assist/Turnover Ratio	0.9	0.6
STEALS	123	111
Steals Per Game	8.2	7.4
BLOCKS	45	36
Blocks Per Game	3.0	2.4
ATTENDANCE	5,383	4,320
Dates/Avg Per Date	6-897	8-540
Neutral Site #/Avg	-	1-0

Conf	Date	Opponent	W/L	Score	Att.
	11/25/20	TARLETON ST.	W	87-71	1,038
	11/29/20	at Texas	L	69-106	995
	12/04/20	at Louisiana	W	83-74	141
	12/18/20	vs UT Arlington	W	74-56	0
	12/22/20	OKLAHOMA ST.	L	68-82	961
*	01/01/21	at UAB	W	74-70	0
*	01/02/21	at UAB	W	79-70	241
*	01/08/21	UTSA	W	85-78	812
*	01/09/21	UTSA	W	76-52	864
*	01/15/21	at UTEP	W	67-59	282
*	01/16/21	at UTEP	L	52-62	261
*	02/05/21	at Louisiana Tech	L	55-60	1,200
*	02/06/21	at Louisiana Tech	W	63-58	1,200
*	02/12/21	SOUTHERN MISS.	W	76-55	865
*	02/13/21	SOUTHERN MISS.	W	72-64	843

* = Conference game

Score by Periods	1st	2nd	3rd	4th	Total
North Texas	287	237	269	287	1080
Opponents	251	248	239	279	1017

2020-21 Marshall Women's Basketball
Marshall Combined Team Statistics (as of Feb 21, 2021)
All games

RECORD:	OVERALL	HOME	AWAY	NEUTRAL
ALL GAMES	6-8	6-4	0-4	0-0
CONFERENCE	5-7	5-4	0-3	0-0
NON-CONFERENCE	1-1	1-0	0-1	0-0

#	Player	gp-gs	min	avg	Total		3-Point		F-Throw		Rebounds								a	to	blk	stl	pts	avg
					fg-fga	fg%	3fg-fga	3fg%	ft-fa	ft%	off	def	tot	avg	pf	dq								
04	Savannah Wheeler	14-14	486	34.7	70-178	.393	25-79	.316	83-99	.838	11	43	54	3.9	26	1	38	38	1	13	248	17.7		
02	Kristen Mayo	8-8	256	32.0	24-69	.348	14-44	.318	20-27	.741	0	27	27	3.4	14	0	20	11	0	15	82	10.3		
23	Alexis Johnson	12-4	257	21.4	45-84	.536	4-16	.250	6-15	.400	24	52	76	6.3	27	0	8	17	1	14	100	8.3		
24	Kennedi Colclough	12-12	289	24.1	41-85	.482	4-16	.250	9-15	.600	17	26	43	3.6	35	3	15	19	9	5	95	7.9		
20	Taylor Pearson	12-12	390	32.5	32-104	.308	15-58	.259	16-21	.762	7	41	48	4.0	23	0	25	34	5	10	95	7.9		
34	Lorelei Roper	10-10	226	22.6	32-60	.533	0-0	.000	7-15	.467	22	37	59	5.9	23	0	9	9	9	5	71	7.1		
03	CC Mays	14-4	261	18.6	20-69	.290	1-10	.100	15-27	.556	17	33	50	3.6	38	3	21	22	0	14	56	4.0		
11	Ksenija Mitric	2-0	39	19.5	3-14	.214	2-10	.200	0-0	.000	0	4	4	2.0	1	0	6	3	0	0	8	4.0		
32	Paige Shy	12-4	239	19.9	14-55	.255	11-43	.256	8-12	.667	7	30	37	3.1	23	1	15	17	1	4	47	3.9		
25	Mahogany Matthews	14-0	198	14.1	13-43	.302	2-7	.286	5-13	.385	18	16	34	2.4	37	2	2	18	32	5	33	2.4		
00	Kia Sivils	8-2	180	22.5	4-16	.250	1-7	.143	3-10	.300	7	12	19	2.4	7	0	7	8	3	7	12	1.5		
21	Sarah Liberatore	9-0	45	5.0	4-9	.444	3-7	.429	0-1	.000	0	1	1	0.1	2	0	0	4	0	1	11	1.2		
05	Samantha LaFon	3-0	9	3.0	1-4	.250	0-0	.000	1-2	.500	2	1	3	1.0	3	0	0	0	0	0	3	1.0		
	Team										23	36	59		1		8							
	Total.....	14	2875		303-790	.384	82-297	.276	173-257	.673	155	359	514	36.7	260	10	166	208	61	93	861	61.5		
	Opponents.....	14	2875		325-807	.403	94-303	.310	173-261	.663	171	378	549	39.2	228	8	161	214	29	80	917	65.5		

TEAM STATISTICS	MAR	OPP	Date	Opponent	Score	Att.
SCORING	861	917	12/6/20	RADFORD	W 69-58	412
Points per game	61.5	65.5	12/09/20	at Kentucky	L 45-79	1200
Scoring margin	-4.0	-	* 1/1/21	LOUISIANA TECH	Lot 51-61	381
FIELD GOALS-ATT	303-790	325-807	* 1/2/21	LOUISIANA TECH	W 61-57	366
Field goal pct	.384	.403	* 01/08/21	at Charlotte	L 54-75	48
3 POINT FG-ATT	82-297	94-303	* 01/09/21	at Charlotte	Lot 56-65	58
3-point FG pct	.276	.310	* 1/14/21	WKU	W 81-54	391
3-pt FG made per game	5.9	6.7	* 01/17/21	at Western Ky.	L 60-69	517
FREE THROWS-ATT	173-257	173-261	* 1/22/21	FIU	L 60-75	407
Free throw pct	.673	.663	* 1/23/21	FIU	W 65-56	404
F-Throws made per game	12.4	12.4	* 2/5/21	OLD DOMINION	L 70-80	381
REBOUNDS	514	549	* 2/6/21	OLD DOMINION	Wot 73-68	410
Rebounds per game	36.7	39.2	* 2/20/21	RICE	L 48-64	434
Rebounding margin	-2.5	-	* 2/21/21	RICE	W 68-56	455
ASSISTS	166	161	* = Conference game			
Assists per game	11.9	11.5				
TURNOVERS	208	214				
Turnovers per game	14.9	15.3				
Turnover margin	+0.4	-				
Assist/turnover ratio	0.8	0.8				
STEALS	93	80				
Steals per game	6.6	5.7				
BLOCKS	61	29				
Blocks per game	4.4	2.1				
ATTENDANCE	4041	1823				
Home games-Avg/Game	10-404	4-456				
Neutral site-Avg/Game	-	0-0				

Score by Periods	1st	2nd	3rd	4th	OT	Totals
Marshall	205	203	203	227	23	861
Opponents	222	202	235	221	37	917

2020-21 Marshall Women's Basketball
Marshall Combined Team Statistics (as of Feb 21, 2021)
Conference games only

RECORD:	OVERALL	HOME	AWAY	NEUTRAL
ALL GAMES	5-7	5-4	0-3	0-0
CONFERENCE	5-7	5-4	0-3	0-0
NON-CONFERENCE	0-0	0-0	0-0	0-0

		Total					3-Point		F-Throw		Rebounds															
##	Player	gp-gs	min	avg	fg-fga	fg%	3fg-fga	3fg%	ft-fa	ft%	off	def	tot	avg	pf	dq	a	to	blk	stl	pts	avg				
04	Savannah Wheeler	12-12	431	35.9	61-152	.401	22-65	.338	70-81	.864	10	38	48	4.0	26	1	36	36	0	10	214	17.8				
02	Kristen Mayo	6-6	196	32.7	22-54	.407	14-37	.378	14-19	.737	0	18	18	3.0	10	0	16	7	0	10	72	12.0				
20	Taylor Pearson	12-12	390	32.5	32-104	.308	15-58	.259	16-21	.762	7	41	48	4.0	23	0	25	34	5	10	95	7.9				
24	Kennedi Colclough	12-12	289	24.1	41-85	.482	4-16	.250	9-15	.600	17	26	43	3.6	35	3	15	19	9	5	95	7.9				
34	Lorelei Roper	8-8	176	22.0	26-51	.510	0-0	.000	6-13	.462	18	31	49	6.1	20	0	8	8	9	3	58	7.3				
23	Alexis Johnson	10-4	211	21.1	33-64	.516	2-12	.167	4-9	.444	17	46	63	6.3	23	0	7	16	1	10	72	7.2				
32	Paige Shy	11-4	228	20.7	13-53	.245	11-42	.262	8-12	.667	6	30	36	3.3	21	1	15	15	1	4	45	4.1				
03	CC Mays	12-2	216	18.0	17-57	.298	0-5	.000	12-21	.571	14	30	44	3.7	31	2	18	21	0	13	46	3.8				
25	Mahogany Matthews	12-0	169	14.1	11-38	.289	2-7	.286	2-9	.222	15	15	30	2.5	31	2	2	14	30	5	26	2.2				
00	Kia Sivils	6-0	122	20.3	3-9	.333	1-5	.200	3-8	.375	5	10	15	2.5	4	0	4	4	2	6	10	1.7				
21	Sarah Liberatore	7-0	38	5.4	4-8	.500	3-6	.500	0-1	.000	0	1	1	0.1	1	0	0	2	0	1	11	1.6				
05	Samantha LaFon	3-0	9	3.0	1-4	.250	0-0	.000	1-2	.500	2	1	3	1.0	3	0	0	0	0	0	3	1.0				
Team											19	29	48		1		6									
Total.....		12	2475		264-679	.389	74-253	.292	145-211	.687	130	316	446	37.2	229	9	146	182	57	77	747	62.2				
Opponents.....		12	2475		272-692	.393	77-253	.304	159-238	.668	147	322	469	39.1	193	7	128	183	22	72	780	65.0				

TEAM STATISTICS	MAR	OPP	Date	Opponent	Score	Att.
SCORING	747	780	* 1/1/21	LOUISIANA TECH	Lot 51-61	381
Points per game	62.2	65.0	* 1/2/21	LOUISIANA TECH	W 61-57	366
Scoring margin	-2.7	-	* 01/08/21	at Charlotte	L 54-75	48
FIELD GOALS-ATT	264-679	272-692	* 01/09/21	at Charlotte	Lot 56-65	58
Field goal pct	.389	.393	* 1/14/21	WKU	W 81-54	391
3 POINT FG-ATT	74-253	77-253	* 01/17/21	at Western Ky.	L 60-69	517
3-point FG pct	.292	.304	* 1/22/21	FIU	L 60-75	407
3-pt FG made per game	6.2	6.4	* 1/23/21	FIU	W 65-56	404
FREE THROWS-ATT	145-211	159-238	* 2/5/21	OLD DOMINION	L 70-80	381
Free throw pct	.687	.668	* 2/6/21	OLD DOMINION	Wot 73-68	410
F-Throws made per game	12.1	13.3	* 2/20/21	RICE	L 48-64	434
REBOUNDS	446	469	* 2/21/21	RICE	W 68-56	455
Rebounds per game	37.2	39.1	* = Conference game			
Rebounding margin	-1.9	-				
ASSISTS	146	128				
Assists per game	12.2	10.7				
TURNOVERS	182	183				
Turnovers per game	15.2	15.3				
Turnover margin	+0.1	-				
Assist/turnover ratio	0.8	0.7				
STEALS	77	72				
Steals per game	6.4	6.0				
BLOCKS	57	22				
Blocks per game	4.8	1.8				
ATTENDANCE	3629	623				
Home games-Avg/Game	9-403	3-208				
Neutral site Avg/Game	-	0.0				

2020-21 Marshall Women's Basketball
Marshall Team Game-by-Game (as of Feb 21, 2021)
All games

TEAM STATISTICS

Opponent	Date	Score		Total		3-Pointers		Free throws		Rebounds				pf	a	t/o	blk	stl	pts	avg
				fg-fga	pct	3fg-fga	pct	ft-fa	pct	off	def	tot	avg							
RADFORD	12/6/20	69-58	W	25-65	.385	5-24	.208	14-26	.538	17	25	42	42.0	14	13	9	4	10	69	69.0
at Kentucky	12/09/20	45-79	L	14-46	.304	3-20	.150	14-20	.700	8	18	26	34.0	17	7	17	0	6	45	57.0
LOUISIANA TECH	1/1/21	51-61	Lot	18-51	.353	5-23	.217	10-16	.625	8	39	47	38.3	22	11	22	14	5	51	55.0
LOUISIANA TECH	1/2/21	61-57	W	20-47	.426	7-21	.333	14-19	.737	6	30	36	37.8	15	11	15	7	6	61	56.5
at Charlotte	01/08/21	54-75	L	19-57	.333	4-22	.182	12-15	.800	11	24	35	37.2	18	9	19	2	9	54	56.0
at Charlotte	01/09/21	56-65	Lot	22-72	.306	4-22	.182	8-13	.615	18	31	49	39.2	25	9	15	5	6	56	56.0
WKU	1/14/21	81-54	W	32-65	.492	9-24	.375	8-10	.800	9	26	35	38.6	17	17	9	6	7	81	59.6
at Western Ky.	01/17/21	60-69	L	21-53	.396	8-24	.333	10-11	.909	9	21	30	37.5	25	14	21	3	7	60	59.6
FIU	1/22/21	60-75	L	20-58	.345	5-20	.250	15-27	.556	16	25	41	37.9	14	11	15	2	8	60	59.7
FIU	1/23/21	65-56	W	24-51	.471	5-15	.333	12-19	.632	11	28	39	38.0	20	12	19	6	7	65	60.2
OLD DOMINION	2/5/21	70-80	L	29-62	.468	3-16	.188	9-10	.900	13	23	36	37.8	18	18	13	6	2	70	61.1
OLD DOMINION	2/6/21	73-68	Wot	22-58	.379	6-16	.375	23-38	.605	9	33	42	38.2	18	12	14	3	6	73	62.1
RICE	2/20/21	48-64	L	16-54	.296	8-30	.267	8-13	.615	13	18	31	37.6	23	10	11	3	6	48	61.0
RICE	2/21/21	68-56	W	21-51	.412	10-20	.500	16-20	.800	7	18	25	36.7	14	12	9	0	8	68	61.5
Marshall		861		303-790	.384	82-297	.276	173-257	.673	155	359	514	36.7	260	166	208	61	93	861	61.5
Opponents		917		325-807	.403	94-303	.310	173-261	.663	171	378	549	39.2	228	161	214	29	80	917	65.5

Games played: 14
Points/game: 61.5
FG Pct: 38.4
3FG Pct: 27.6
FT Pct: 67.3

Rebounds/game: 36.7
Assists/game: 11.9
Turnovers/game: 14.9
Assist/turnover ratio: 0.8
Steals/game: 6.6
Blocks/game: 4.4

2020-21 Marshall Women's Basketball
Marshall Team Game-by-Game Comparison (as of Feb 21, 2021)
All games

Opponent	1st	2nd	Score	Mar	Total FG	FG Pct	3-Pointers	3FG Pct	Free Throws	FT Pct	Rebounds	Assist	T/Over	Block	Steal	Fouls
RADFORD	34/30	35/28	69-58	+11	25-65/20-54	.385/.370	5-24/10-28	.208/.357	14-26/8-13	.538/.615	42/40 +2	13/13	9/19	4/6	10/2	14/19
Kentucky	26/41	19/38	45-79	(34)	14-46/33-61	.304/.541	3-20/7-22	.150/.318	14-20/6-10	.700/.600	26/40 (14)	7/20	17/12	0/1	6/6	17/16
LOUISIANA TECH	28/18	19/29	51-61	(10)	18-51/22-76	.353/.289	5-23/5-23	.217/.217	10-16/12-19	.625/.632	47/49 (2)	11/7	22/12	14/1	5/5	22/14
LOUISIANA TECH	34/21	27/36	61-57	+4	20-47/19-65	.426/.292	7-21/8-29	.333/.276	14-19/11-12	.737/.917	36/40 (4)	11/10	15/13	7/2	6/3	15/15
Charlotte	23/28	31/47	54-75	(21)	19-57/26-58	.333/.448	4-22/10-25	.182/.400	12-15/13-19	.800/.684	35/41 (6)	9/20	19/18	2/1	9/8	18/12
Charlotte	31/23	19/27	56-65	(9)	22-72/20-60	.306/.333	4-22/3-21	.182/.143	8-13/22-28	.615/.786	49/50 (1)	9/5	15/12	5/2	6/5	25/18
WKU	36/29	45/25	81-54	+27	32-65/21-54	.492/.389	9-24/3-18	.375/.167	8-10/9-17	.800/.529	35/37 (2)	17/8	9/19	6/4	7/7	17/8
Western Ky.	27/32	33/37	60-69	(9)	21-53/23-53	.396/.434	8-24/7-18	.333/.389	10-11/16-27	.909/.593	30/36 (6)	14/15	21/19	3/1	7/9	25/17
FIU	30/41	30/34	60-75	(15)	20-58/27-53	.345/.509	5-20/14-29	.250/.483	15-27/7-15	.556/.467	41/34 +7	11/14	15/16	2/0	8/7	14/24
FIU	35/27	30/29	65-56	+9	24-51/20-57	.471/.351	5-15/4-20	.333/.200	12-19/12-21	.632/.571	39/35 +4	12/6	19/15	6/1	7/8	20/18
OLD DOMINION	32/41	38/39	70-80	(10)	29-62/30-60	.468/.500	3-16/8-16	.188/.500	9-10/12-18	.900/.667	36/30 +6	18/11	13/8	6/2	2/7	18/10
OLD DOMINION	34/29	26/31	73-68	+5	22-58/25-65	.379/.385	6-16/5-18	.375/.278	23-38/13-22	.605/.591	42/45 (3)	12/10	14/17	3/3	6/3	18/29
RICE	15/33	33/31	48-64	(16)	16-54/21-49	.296/.429	8-30/7-21	.267/.333	8-13/15-20	.615/.750	31/38 (7)	10/14	11/16	3/3	6/4	23/8
RICE	23/31	45/25	68-56	+12	21-51/18-42	.412/.429	10-20/3-15	.500/.200	16-20/17-20	.800/.850	25/34 (9)	12/8	9/18	0/2	8/6	14/20

Note: Game totals are displayed in the format TEAM/OPPONENT for each category

Official Basketball Box Score – Game Totals – Final Statistics

FIU vs Marshall

1/22/21 6 p.m. at Huntington, W.Va. (Cam Henderson Center)

FIU 75 • 7-6, 4-3 C-USA

#	Player	Total		3-Ptr	Rebounds			PF	TP	A TO Blk Stl					Min
		FG-FGA	FG-FGA		Off	Def	Tot								
01	Ferrer-Bernad,Raquel	* 1-3	1-3	0-0	0	5	5	2	3	6	2	0	1	36	
12	Ekpiteta,Emerald	* 2-5	0-0	3-6	2	8	10	1	7	2	7	0	0	29	
15	Nelson,Kyla	* 8-12	5-9	0-0	0	3	3	3	21	1	1	0	3	37	
23	Danielsson,Alma	* 5-7	4-5	1-1	1	6	7	4	15	2	0	0	0	28	
30	Thomas,Jiselle	* 5-10	0-2	0-2	0	1	1	5	10	1	3	0	2	30	
05	Nimmo,Fujika	* 4-10	3-7	1-3	0	3	3	4	12	1	2	0	0	21	
21	Diane,Diene	1-3	1-3	0-0	0	0	0	2	3	0	0	0	0	6	
24	Wykoff,Alexus	1-3	0-0	2-3	2	0	2	3	4	1	1	0	1	12	
25	Bongiorno,Giulia	0-0	0-0	0-0	0	0	0	0	0	0	0	0	0	1	
Team					0	3	3								
Totals		27-53	14-29	7-15	5	29	34	24	75	14	16	0	7	200	
1st - FG %: 8-13 61.5% 2nd: 7-18 38.9% 3rd: 7-13 53.8% 4th: 5-9 55.6% Game: 27-53 50.9% Deadball Rebounds 4															
3FG %: 3-5 60.0% 6-14 42.9% 3-5 60.0% 2-5 40.0% 3-4 75.0% 7-15 46.7%															
FT %: 1-3 33.3% 1-3 33.3% 2-5 40.0%															

Marshall 60 • 3-6, 2-5 C-USA

#	Player	Total		3-Ptr	Rebounds			PF	TP	A TO Blk Stl					Min
		FG-FGA	FG-FGA		Off	Def	Tot								
02	Kristen Mayo	* 2-6	2-5	1-4	0	3	3	2	7	2	0	0	1	34	
04	Savannah Wheeler	* 7-18	1-4	5-5	0	3	3	1	20	4	2	0	2	34	
20	Taylor Pearson	* 2-9	1-6	4-4	2	3	5	1	9	0	4	0	0	29	
24	Kennedi Colclough	* 2-4	0-0	0-0	0	0	0	3	4	0	2	0	0	21	
34	Lorelei Roper	* 4-6	0-0	1-6	4	2	6	3	9	0	1	1	0	13	
00	Kia Sivils	* 2-4	1-2	1-2	3	2	5	0	6	1	1	0	2	24	
03	CC Mays	* 0-3	0-0	0-2	0	1	1	0	0	0	2	0	0	12	
05	Samantha LaFon	* 0-0	0-0	1-2	1	0	1	0	1	0	0	0	0	1	
21	Sarah Liberatore	* 0-0	0-0	0-0	0	0	0	0	0	0	0	0	0	1	
25	Mahogany Matthews	* 1-3	0-0	0-0	0	1	1	1	2	0	1	1	1	12	
32	Paige Shy	* 0-5	0-3	2-2	1	4	5	2	2	4	2	0	2	19	
Team					5	6	11								
Totals		20-58	5-20	15-27	16	25	41	14	60	11	15	2	8	200	
1st - FG %: 6-17 35.3% 2nd: 5-13 38.5% 3rd: 5-12 41.7% 4th: 4-16 25.0% Game: 20-58 34.5% Deadball Rebounds 5															
3FG %: 1-6 16.7% 2-5 40.0% 2-5 40.0% 0-4 0.0% 5-20 25.0% 15-27 55.6%															
FT %: 3-4 75.0% 2-5 40.0%															

Officials: Frank Steratore, Maria Gearhart, Natasha Camy

Technical fouls: FIU-None. Marshall-None.

Attendance: 407

Score by periods	1st	2nd	3rd	4th	Total	Points	In	Off	2nd	Fast	Bench
FIU	20	21	19	15	75	FIU	24	19	6	4	19
Marshall	16	14	15	15	60	MAR	26	16	11	0	11

Last FG - FIU 4th-01:28, MAR 4th-00:57.

Largest lead - FIU by 19 4th-06:57, MAR None.

FIU led for 39:38, MAR led for 00:00. Game was tied for 00:22.

Score tied - 0 times.

Lead changed - 0 times.

Official Basketball Box Score – Game Totals – Final Statistics																
FIU vs Marshall																
1/23/21 3 p.m. at Huntington, W.Va. (Cam Henderson Center)																
FIU 56 • 7-7, 4-4 C-USA																
#	Player	*	Total		3-Ptr	Rebounds			PF	TP	A TO Blk Stl				Min	
			FG-FGA	FG-FGA		FT-FTA	Off	Def			Tot					
01	Ferrer-Bernad,Raquel	*	1-2	1-2	0-2	0	1	1	1	3	2	0	0	1	28	
12	Ekpiteta,Emerald	*	4-12	0-1	3-5	5	6	11	2	11	1	4	0	1	31	
15	Nelson,Kyla	*	5-9	2-4	3-4	0	4	4	2	15	1	3	0	1	39	
23	Danielsson,Alma	*	0-2	0-2	0-0	0	4	4	5	0	0	1	0	1	21	
30	Thomas,Jiselle	*	5-15	1-5	4-6	3	3	6	4	15	2	4	0	2	34	
05	Nimmo,Fujika	*	4-11	0-5	1-2	1	1	2	3	9	0	3	1	2	26	
21	Diane,Diene	*	1-2	0-1	0-0	0	0	0	1	2	0	0	0	0	12	
24	Wykoff,Alexus	*	0-4	0-0	1-2	2	2	4	0	1	0	0	0	0	9	
Team						3	0	3								
Totals			20-57	4-20	12-21	14	21	35	18	56	6	15	1	8	200	
1st - FG %: 5-17 29.4% 2nd: 4-15 26.7% 3rd: 7-10 70.0% 4th: 4-15 26.7% Game: 20-57 35.1% Deadball Rebounds 4																
3FG %: 1-6 16.7% 0-5 0.0% 2-4 50.0% 1-5 20.0% 3-4 75.0% 12-21 57.1%																
FT %: 0-2 0.0% 8-11 72.7% 1-4 25.0%																
Marshall 65 • 4-6, 3-5 C-USA																
#	Player	*	Total		3-Ptr	Rebounds			PF	TP	A TO Blk Stl				Min	
			FG-FGA	FG-FGA		FT-FTA	Off	Def			Tot					
02	Kristen Mayo	*	5-12	4-8	0-0	0	3	3	3	14	3	2	0	2	33	
04	Savannah Wheeler	*	4-7	0-1	7-8	0	3	3	2	15	1	4	0	2	37	
20	Taylor Pearson	*	1-5	1-3	2-2	2	2	4	3	5	3	4	1	1	29	
24	Kennedi Colclough	*	4-6	0-0	1-3	2	2	4	2	9	3	2	0	0	21	
34	Lorelei Roper	*	6-10	0-0	0-1	3	5	8	4	12	0	1	3	0	23	
00	Kia Sivils	*	0-1	0-1	0-2	0	4	4	1	0	1	0	0	0	24	
03	CC Mays	*	1-2	0-0	2-2	1	2	3	0	4	0	1	0	2	8	
05	Samantha LaFon	*	1-1	0-0	0-0	0	0	0	1	2	0	0	0	0	1	
25	Mahogany Matthews	*	1-4	0-0	0-1	3	5	8	4	2	1	2	2	0	13	
32	Paige Shy	*	1-3	0-2	0-0	0	2	2	0	2	0	1	0	0	11	
Team						0	0	0								
Totals			24-51	5-15	12-19	11	28	39	20	65	12	19	6	7	200	
1st - FG %: 7-12 58.3% 2nd: 5-15 33.3% 3rd: 3-13 23.1% 4th: 9-11 81.8% Game: 24-51 47.1% Deadball Rebounds 2																
3FG %: 1-2 50.0% 1-4 25.0% 0-5 0.0% 3-4 75.0% 5-15 33.3%																
FT %: 5-5 100.0% 4-4 100.0% 1-5 20.0% 2-5 40.0%																
Officials: Neonta Williams, Molly Caldwell, Laura Morris																
Technical fouls: FIU-None. Marshall-None.																
Attendance: 404																
Score by periods																
	1st	2nd	3rd	4th	Total											
FIU	11	16	17	12	56											
Marshall	20	15	7	23	65											
						In Points FIU	Off T/O	2nd Chance	Fast Break	Bench						
						MAR	30	11	12	4	10					
						Score tied - 1 time.										
						Lead changed - 4 times.										
Last FG - FIU 4th-00:26, MAR 4th-00:59.																
Largest lead - FIU by 5 3rd-02:42, MAR by 11 4th-00:52.																
FIU led for 08:08, MAR led for 27:53, Game was tied for 03:57.																

Official Basketball Box Score – Game Totals – Final Statistics
Rice vs Marshall
2/20/21 1 p.m. at Huntington, W.Va. (Cam Henderson Center)

Rice 64 • 13-1, 9-0 C-USA

#	Player	Total		3-Ptr		Rebounds			PF	TP	A TO Blk Stl				Min
		FG-FGA	FG-FGA	FT-FTA	FT-FTA	Off	Def	Tot			A	TO	Blk	Stl	
02	Wiggins,Sydne	* 1-4	0-3	0-0	0-0	3	3	6	0	2	5	5	0	0	31
03	Crothwait,Katelyn	* 1-3	1-2	2-4	0	4	4	2	5	1	0	0	0	2	30
10	Smith,Jasmine	* 2-9	0-5	1-2	0	4	4	1	5	5	0	0	0	0	32
15	Schwartz,Lauren	* 7-14	4-7	0-0	0-0	3	3	6	1	18	0	2	0	0	36
32	Mulkey,Nancy	* 4-7	0-0	6-6	1	3	4	0	14	1	2	3	0	0	22
05	Jackson,Destiny	1-2	1-1	0-0	0	2	2	1	3	1	3	0	0	0	12
11	Swayze,Haylee	3-4	1-2	3-3	1	3	4	0	10	0	2	0	0	0	13
12	Bellamy,India	2-6	0-1	3-5	0	2	2	1	7	0	1	0	2	0	20
21	McCurry,Arianna	0-0	0-0	0-0	0	0	0	2	0	0	0	0	0	0	2
22	Austin,Ashlee	0-0	0-0	0-0	0	0	0	0	0	1	0	0	0	0	2
Team						3	3	6			1				
Totals		21-49	7-21	15-20		11	27	38	8	64	14	16	3	4	200
1st - FG %:		5-12	41.7%	2nd: 6-13	46.2%	3rd: 5-12	41.7%	4th: 5-12	41.7%	Game: 21-49	42.9%	Deadball			
3FG %:		3-8	37.5%	0-4	0.0%	1-4	25.0%	3-5	60.0%	7-21	33.3%	Rebounds			
FT %:		2-2	100.0%	6-7	85.7%	2-2	100.0%	5-9	55.6%	15-20	75.0%	4			

Marshall 48 • 5-8, 4-7 C-USA

#	Player	*	Total		3-Ptr		Rebounds			PF	TP	A TO Blk Stl				Min
			FG-FGA	FG-FGA	FT-FTA	Off	Def	Tot	A			TO	Blk	Stl		
02	Kristen Mayo	*	4-8	3-6	4-5	0	3	3	1	15	2	1	0	1	35	
04	Savannah Wheeler	*	3-13	1-7	0-0	0	4	4	1	7	3	2	0	0	31	
20	Taylor Pearson	*	1-8	1-7	0-0	2	0	2	2	3	0	5	1	2	28	
24	Kennedi Colclough	*	4-7	1-3	1-2	0	1	1	5	10	1	1	0	1	15	
34	Lorelei Roper	*	1-5	0-0	2-2	3	3	6	2	4	1	1	0	0	20	
00	Kia Sivils		0-0	0-0	0-0	0	1	1	1	0	1	0	0	0	20	
03	CC Mays		0-1	0-1	0-0	2	0	2	4	0	1	0	0	0	13	
05	Samantha LaFon		0-3	0-0	0-0	1	1	2	2	0	0	0	0	0	7	
23	Alexis Johnson		0-2	0-1	1-2	1	2	3	2	1	0	1	0	0	12	
25	Mahogany Matthews		2-4	1-3	0-2	0	0	0	0	5	0	0	2	0	6	
32	Paige Shy		1-3	1-2	0-0	0	2	2	2	3	1	0	0	0	13	
	Team					4	1	5	1							
Totals			16-54	8-30	8-13	13	18	31	23	48	10	11	3	6	200	
1st	FG %:	2-16	12.5%	2nd: 3-14	21.4%	3rd: 6-10	60.0%	4th: 5-14	35.7%	Game: 16-54	29.6%	Deadball				
	3FG %:	1-10	10.0%	2-7	28.6%	1-3	33.3%	4-10	40.0%	8-30	26.7%	Rebounds				
	FT %:	0-0	0.0%	2-4	50.0%	3-5	60.0%	3-4	75.0%	8-13	61.5%	3				

Officials: Natasha Camy, Jennifer Rezac, Josh Howell
Technical fouls: Rice-None. Marshall-TEAM.
Attendance: 434

Score by periods	1st	2nd	3rd	4th	Total
Rice	15	18	13	18	64
Marshall	5	10	16	17	48

Last FG - RICE 4th-00:31, MAR 4th-00:19.
Largest lead - RICE by 22 3rd-07:58, MAR None.
RICE led for 38:23, MAR led for 00:00. Game was tied for 01:22.

	In	Off	2nd	Fast
Points	Paint	T/O	Chance	Break
RICE	22	5	15	2
MAR	14	6	6	0

Score tied - 0 times.
Lead changed - 0 times.

Official Basketball Box Score – Game Totals – Final Statistics
Rice vs Marshall
2/21/21 12 p.m. at Huntington, W.Va. (Cam Henderson Center)

Rice 56 • 13-2, 9-1 C-USA

#	Player		Total		3-Ptr		Rebounds			PF	TP	A TO Blk Stl				Min
			FG-FGA	FG-FGA	FT-FTA	Off	Def	Tot	A			TO	Blk	Stl		
02	Wiggins,Sydne	*	4-8	2-4	2-2	2	3	5	1	12	1	3	0	2	38	
03	Crothwait,Katelyn	*	1-6	1-5	0-0	0	7	7	2	3	2	2	0	0	32	
10	Smith,Jasmine	*	2-8	0-5	0-0	1	1	2	4	4	3	5	0	1	21	
15	Schwartz,Lauren	*	3-4	0-1	8-8	1	3	4	3	14	0	1	0	0	30	
32	Mulkey,Nancy	*	6-13	0-0	3-3	1	8	9	3	15	0	2	1	1	33	
05	Jackson,Destiny		1-1	0-0	4-6	1	2	3	4	6	2	1	0	1	30	
11	Swayze,Haylee		0-0	0-0	0-0	0	0	0	1	0	0	1	0	0	7	
12	Bellamy,India		1-2	0-0	0-1	2	2	4	2	2	0	1	1	1	8	
22	Austin,Ashlee		0-0	0-0	0-0	0	0	0	0	0	0	1	0	0	1	
	Team					0	0	0				1				
Totals			18-42	3-15	17-20	8	26	34	20	56	8	18	2	6	200	
1st - FG %:			6-13	46.2%	2nd: 5-9	55.6%	3rd: 5-7	71.4%	4th: 2-13	15.4%	Game: 18-42	42.9%	Deadball			
3FG %:			0-4	0.0%	2-3	66.7%	1-2	50.0%	0-6	0.0%	3-15	20.0%	Rebounds			
FT %:			5-5	100.0%	2-2	100.0%	10-12	83.3%	0-1	0.0%	17-20	85.0%	1			

Marshall 68 • 6-8, 5-7 C-USA

#	Player	Total		3-Ptr		Rebounds			PF	TP	A TO Blk Stl				Min
		FG-FGA	FG-FGA	FT-FTA	FT-FTA	Off	Def	Tot			A	TO	Blk	Stl	
02	Kristen Mayo	* 2-9	1-5	5-6	0	1	1	1	10	2	0	0	2	35	
04	Savannah Wheeler	* 7-13	4-6	7-7	0	3	3	3	25	4	0	0	1	37	
20	Taylor Pearson	* 3-7	3-4	1-2	0	7	7	2	10	3	1	0	0	31	
24	Kennedi Colclough	* 6-10	2-4	0-1	3	3	6	2	14	0	2	0	0	28	
34	Lorelei Roper	* 2-6	0-0	2-2	3	1	4	3	6	2	1	0	2	28	
00	Kia Sivils	1-1	0-0	1-2	0	1	1	0	3	0	1	0	1	22	
03	CC Mays	0-3	0-0	0-0	0	2	2	0	0	0	1	0	1	8	
23	Alexis Johnson	0-0	0-0	0-0	0	0	0	2	0	1	0	0	1	7	
25	Mahogany Matthews	0-2	0-1	0-0	0	0	0	1	0	0	1	0	0	4	
Team						1	0	1							
Totals		21-51	10-20	16-20		7	18	25	14	68	12	9	0	8	200
1st - FG %:		5-14	35.7%	2nd: 3-14	21.4%	3rd: 8-14	57.1%	4th: 5-9	55.6%	Game: 21-51	41.2%	Deadball			
3FG %:		2-6	33.3%	1-4	25.0%	5-7	71.4%	2-3	66.7%	10-20	50.0%	Rebounds			
FT %:		2-3	66.7%	2-2	100.0%	1-3	33.3%	11-12	91.7%	16-20	80.0%	1			

Officials: Marla Gearhart, Natosha Harris, Molly Caldwell
Technical fouls: Rice-None. Marshall-None.
Attendance: 455

Score by periods	1st	2nd	3rd	4th	Total
Rice	17	14	21	4	56
Marshall	14	9	22	23	68

	In	Off	2nd	Fast
Points	Paint	T/O	Chance	Break
RICE	24	9	8	0
MAR	10	17	5	2

Last FG - RICE 4th-04:11, MAR 4th-01:00.
Largest lead - RICE by 11 2nd-06:06, MAR by 12 4th-00:33.
RICE led for 29:45, MAR led for 09:31. Game was tied for 00:44.

2020-21 TRENDS

Home	6-4
Away	0-4
Neutral	0-0
Leading at half	5-2
Trailing at half	1-6
Tied at half	0-0
Overtime game	1-2
C-USA Home Game	5-4
C-USA Road Game	0-3
C-USA Tournament	0-0
Non- C-USA Home Game	1-0
Non- C-USA Road Game	0-1
Non- C-USA Neutral Game	0-0
vs. Ranked Opponents	0-1
vs. Unranked Opponents	6-7
Leading-5 min. left	5-2
Trailing-5 min. left	1-6
Score tied-5 min. left	0-0
Herd outrebounds opp.	2-2
Herd outrebounded by opp.	4-6
Team rebounds are even	0-0
Herd scores more points in paint	4-3
Opp. scores more points in paint	2-4
Points in paint is even	0-1
Herd shoots 50% from floor	0-0
Herd shoots <50% from floor	6-8
Opp. shoots 50% from floor	0-2
Opp. shoots <50% from floor	6-6
Herd makes more FTs	3-2
Opp. makes more FTs	2-6
FTs are even	1-0
Herd has more TOs	2-6
Opp. has more TOs	4-2
TOs are even	0-0
Herd scores 60 points or less	0-7
Herd scores 61-69 points	4-0
Herd scores 70-79 points	1-1
Herd scores 80-89 points	1-0
Herd scores 90 points or more	0-0
Opp. scores 60 points or less	5-0
Opp. scores 61-69 points	1-4
Opp. scores 70-79 points	0-3
Opp. scores 80-89 points	0-1
Opp. scores 90 points or more	0-0
Two or less score 10+	3-5
Three or more score 10+	4-2
On Monday	0-0
On Tuesday	0-0
On Wednesday	0-1
On Thursday	1-0
On Friday	0-4
On Saturday	3-2
On Sunday	2-1
In November	0-0
In December	1-1
In January	3-5
In February	2-2
In March	0-0
Game decided by 5 pts or less	2-0
Game decided by 6-10 pts	2-4
Game decided by 11-20 pts	1-2
Game decided by 21 pts or more	1-2

THE LAST TIME...

Scored 100 Points.....	vs. Kentucky Christian, 12/18/17 (W, 111-38)
Allowed 100 Points.....	Morehead State, 11/13/15 (W, 104-101)
Scored 41-50 Points.....	48 vs. Rice, 2/20/21 (L, 64-48)
Scored 40 or Fewer Points	39 at No. 22 Kentucky, 11/26/17 (L, 69-39)
Allowed 40 or Fewer Points	40, Kentucky Christian, 11/5/19 (W, 89-40)
Scored 50 Points in a Half	53, 2nd Half at FIU, 1/9/19 (W, 86-58)
Allowed 50 Points in a Half	56, 1st Half Bowling Green, 11/13/18 (L, 99-76)
Scored 20 or Fewer Points in a Half	15, 1st Half vs. Rice, 2/20/21 (L, 64-48)
Allowed 16-20 Points in a Half.....	18, 1st Half vs. Louisiana Tech, 1/1/21 (L, 61-51 OT)
Allowed 15 or Fewer Points in a Half	14, 1st Half Alderson Broaddus, 11/27/19 (W, 85-41)
Scored 30+ Points in Quarter.....	31, 3rd Q at FIU, 1/19/19 (W, 86-58)
Allowed 30+ Points in Quarter	30, 4th Q Appalachian State, 3/25/19 (L, 83-71)
Scored 10 or Fewer Points in Quarter.....	9, 2nd Q vs. Rice, 2/21/21 (W, 68-56)
Allowed 10 or Fewer Points in Quarter	4, 4th Q vs. Rice, 2/21/21 (W, 68-56)
Made 40+ Field Goals	46 vs. Kentucky Christian, 12/18/17 (W, 111-38)
Allowed 40+ Field Goals	41, Charlotte, 1/7/17 (L, 93-77)
Shot 60% From the Field.....	62.5% (55-88) vs. Maine Fort Kent, 12/20/16 (W, 136-62)
Allowed 60% From the Field	68.7% (32-of-47) Rice, 2/9/19 (L, 79-67)
Shot 85-89% From the Foul Line*.....	86.7% (11-of-13) vs. LA Tech, 1/24/19 (W, 90-88 3OT)
Shot 90-99% From the Foul Line*.....	90% (9-of-10) vs. ODU, 2/5/21 (L, 80-70)
Shot 100% From the Foul Line *.....	17-of-17 vs. UTSA, 2/13/20 (W, 66-53)
Opponent Shot <20% From Field.....	19.3%, vs. Bluefield College, 12/11/16 (W, 77-35)
Made 10-14 3-Pointers	10, vs. Rice, 2/21/21 (W, 68-56)
Made 15+ 3-Pointers.....	\$18 vs. FIU, 3/7/19 (W, 87-42)
Shot 50% From Three.....	10-for-20 (50%) vs. Rice, 2/21/21 (W, 68-56)
Allowed 10+ 3-Pointers.....	14, vs. FIU, 1/22/21 (L, 75-60)
Did Not Make a 3-Point FG.....	vs. George Washington, 12/2/10 (W, 64-61 2OT)
Did Not Attempt a 3-Point FG.....	vs. Wright State, 12/19/06 (W, 62-54)
Played an Overtime Game	vs. ODU, 2/6/21 (W, 73-68)
Won an Overtime Game	vs. ODU, 2/6/21 (W, 73-68)
Played a Ranked Team	at #9 Kentucky, 12/9/20 (L, 79-45)
Had 40-49 Rebounds	42 vs. ODU, 2/6/21 (W, 73-68 OT)
Had 50-59 Rebounds	56 vs. Alderson Broaddus, 11/27/19 (W, 85-41)
Had 60+ Rebounds.....	63 vs. Evansville, 11/29/18 (W, 72-65 OT)
Had Fewer than 30 Rebounds	25 vs. Rice, 2/21/21 (W, 68-56)
Allowed 50 Rebounds.....	50 at Charlotte, 1/9/21 (L, 65-56 OT)
Allowed Fewer Than 25 Rebounds.....	17, Kentucky Christian, 12/18/17 (W, 111-38)
Had 20 Assists.....	21 vs. LA Tech, 1/24/19 (W, 90-88 3OT)
Had 10 or Fewer Turnovers.....	9 vs. WKU, 1/14/21 (W, 81-54)
Had 25 or More Turnovers.....	27 at Clemson, 12/18/18 (L, 68-54)
Forced 25 or More Turnovers	26 vs. Southern Miss (C-USA Tourn.), 3/11/20 (W, 71-67 OT)
Had 5-9 Blocks.....	6 vs. FIU, 1/23/21 (W, 65-56)
Had 10+ Blocks	14 vs. Louisiana Tech, 1/1/21 (L, 61-51 OT)
Had 0 Blocks.....	at #9 Kentucky (broke string of 37-straight games), 12/9/20 (L, 75-49)
Had 15-20 Steals	15 vs. Southern Miss (C-USA Tourn.), 3/11/20 (W, 71-67 OT)
Had 20 or more Steals.....	24 vs. Kentucky Christian, 11/5/19 (W, 89-40)
Had Six or More Players in Double Figures	vs. Maine Fort Kent, 12/20/16 (W, 136-62)
.....	Shayna Gore - 25, Khadaijia Brooks - 22, Talequia Hamilton - 22,
.....	Ashley Saintigene - 18, McKenzie Akers - 14, Asheika Alexander - 13
Had Five Players in Double Figures	at Appalachian State, 3/25/19 (L, 83-71)
.....	Shayna Gore - 17, Khadaijia Brooks - 15, Taylor Porter - 13, Taylor Pearson - 11, Kristen Mayo - 10
Had Four Players in Double Figures	vs. Rice, 2/21/21 (W, 68-56)
.....	Savannah Wheeler - 25, Kennedi Colclough - 14, Kristen Mayo - 10, Taylor Pearson - 10
Had Two Score 20+ Points.....	vs. Florida Atlantic, 2/1/20 (W, 85-75)
.....	Savannah Wheeler - 25, Kristen Mayo - 20
Had No Players in Double Figures	at Middle Tennessee, 2/19/14 (L, 75-36)
Had Two or More Players with a Double-Double	at Charlotte, 1/9/21 (L, 65-56 OT)
.....	Alexis Johnson (11 pts. & 14 rbs.) & CC Mays (11 pts. & 13 rbs.)
Had Two Players with 10+ Rebs	vs. Louisiana Tech, 1/1/21 (L, 61-51 OT)
.....	Savannah Wheeler-11, Alexis Johnson-11
Had Three or More Players with 10+ Rebs.....	vs. Evansville, 11/29/18 (W, 72-65 OT)
.....	Khadaijia Brooks - 13, Taylor Pearson - 12, Ashley Saintigene - 11
No opposing players scored in double figures.....	vs. Bluefield State, 11/20/18 (W, 82-29)
Opposing starting five all in double figures	vs. Bowling Green, 12/7/19 (L, 82-69)
Allowed 40+ Bench Points	40, Florida Atlantic, 1/5/18 (L, 79-59)

* Minimum of 5 free throws for free throw percentages

THE LAST TIME CONTINUED...


A MARSHALL PLAYER...

Scored 20-29 Points.....	Savannah Wheeler (25) vs. Rice, 2/21/21 (W, 68-56)
Scored 30-39 Points.....	Savannah Wheeler (35) vs. ODU, 2/6/21 (W, 73-68 OT)
Scored 40+ Points	Kristina Behnfeldt (40) vs. Ohio, 2/10/99 (L, 74-72)
Had 15-19 Rebounds	Ashley Saintigene (16) vs. Longwood, 11/10/17 (W, 90-45)
Had 20+ Rebounds	Catie Knable (21) vs. Bowling Green, 2/16/02 (W, 56-43)
Had 10 Assists	Norrisha Victrum (11) at Morehead State, 11/13/15 (W, 104-101)
Had 5-9 Blocks.....	Mahogany Matthews (5) vs. Louisiana Tech, 1/2/21 (W, 61-57)
Had 10 Blocks.....	Sharon Deal (12) vs. Youngstown St, 3/4/89 (W, 63-59)
Had 5-9 Steals	Kia Sivils (5) vs. UTEP, 2/15/20 (W, 76-66)
Had 10 Steals.....	Stephanie Wine (14) vs. Western Carolina, 1/23/95 (W, 72-69)
Had a Double-Double	Alexis Johnson (11p, 14 r) & CC Mays (11p, 13r) at Charlotte, 1/9/21 (L, 65-56 OT)
Made 6-7 3-pointers.....	Taylor Pearson (6-of-9) at Southern Miss, 2/6/20 (W, 80-65)
Made 8+ 3-pointers	\$Taylor Porter (10) vs. FIU, 3/7/19 (W, 87-42)

\$ School record

AN OPPOSING PLAYER...

Scored 20-29 Points.....	Aziah Hudson (23) of ODU, 2/6/21 (W, 73-68 OT)
Scored 30-39 Points.....	Kierra Anthony (34) of LA Tech, 1/24/19 (W, 90-88 3OT)
Scored 40+ Points	Jennie Simms (43) of ODU, 1/1/17 (L, 73-69)
Had 15-19 Rebounds	Crystal Primm (18) of Florida Atlantic, 3/7/20 (L, 68-50)
Had 20+ Rebounds.....	Bayley Plummer (21) of Appalachian State, 3/25/19 (L, 83-71)
Had 10 Assists.....	Jada McMillian (10) of Charlotte, 1/8/21 (L, 75-54)
Had 5 Blocks	Ryan Holder (5) of Towson, 12/21/19 (L, 59-56)
Had 5 Steals	Cierra Hooks (6) of Ohio, 11/13/19 (L, 67-51)
Had a Double-Double	Dejah Carter (17 points, 11 rebounds) of ODU, 2/6/21 (W, 73-68 OT)
Had Two Players with a Double-Double.....	WKU, 1/14/21 (W, 81-54 OT)
.....	Raneem Elgedawy (17 pts & 10 rbs) & Fatou Pouye (14 pts & 10 rbs)
Had a Triple-Double	Anastasia Hayes (17pts-11rebs-10ast.) of Middle Tennessee, 1/9/20 (L, 75-55)
Made 6-7 3-pointers	Ieva Spigule (6-of-10) of FIU, 1/30/20 (L, 68-65)
Made 8+ 3-pointers.....	Morgan McMillen (8-of-11) Bowling Green, 11/13/18 (L, 99-76)



MARSHALL STARTING FIVE

Opponents

Score

vs. Morgan State		CANCELED				
vs. Radford	Sivils	Mayo	Mays	Wheeler	Roper	W, 68-59
at #9 Kentucky	Sivils	Mayo	Mays	Wheeler	Roper	L, 75-49
at St. Bonaventure		CANCELED				
vs. Morehead State		CANCELED				
vs. Louisiana Tech	Shy	Pearson	Johnson	Wheeler	Colclough	L, 61-51 (OT)
vs. Louisiana Tech	Shy	Pearson	Johnson	Wheeler	Colclough	W, 61-51
at Charlotte	Shy	Pearson	Johnson	Wheeler	Colclough	L, 75-54
at Charlotte	Shy	Pearson	Johnson	Wheeler	Colclough	L, 65-56 (OT)
vs. WKU	Mayo	Pearson	Roper	Wheeler	Colclough	W, 81-54
at WKU	Mayo	Pearson	Roper	Wheeler	Colclough	L, 69-60
vs. FIU	Mayo	Peason	Roper	Wheeler	Colclough	L, 75-60
vs. FIU	Mayo	Pearson	Roper	Wheeler	Colclough	W, 65-56
vs. Old Dominion	Mays	Pearson	Roper	Wheeler	Colclough	L, 80-70
vs. Old Dominion	Mays	Pearson	Roper	Wheeler	Colclough	W, 73-68 (OT)
vs. Rice	Mayo	Pearson	Roper	Wheeler	Colclough	L, 64-48
vs. Rice	Mayo	Pearson	Roper	Wheeler	Colclough	W, 68-56
at North Texas						
at North Texas						
at Middle Tennessee						
at Middle Tennessee						

Record with starting groups:

Sivils, Mayo, Mays, Wheeler, Roper: 1-1
Shy, Pearson, Johnson, Wheeler, Colclough: 1-3
Mayo, Pearson, Roper, Wheeler, Colclough: 3-3
Mays, Pearson, Roper, Wheeler, Colclough: 1-1

MARSHALL'S LARGEST IN 2020-21

Lead	27 vs. WKU
Deficit	34 at #9 Kentucky
Margin of Victory	27 vs. WKU
Margin of Defeat	34 at #9 Kentucky
Halftime Lead	13 vs. Louisiana Tech
Halftime Deficit	18 vs. Rice
Deficit in Win	11 vs. Rice
Lead in Loss	15 at Charlotte
Halftime Deficit in Win	8 vs. Rice
Halftime Lead in Loss	10 vs. Louisiana Tech

DOUBLE-DOUBLES IN 2020-21

2 by Alexis Johnson
1 by CC Mays

LED (TIED) THE TEAM IN...

	Pts.	Rebs.	Asts.	Blks.	Stls.
0 Sivils	-	-	1	-	2
1 McLean	-	-	-	-	-
2 Mayo	1	1	3	-	5
3 Mays	1	-	4	-	4
4 Wheeler	11	1	8	-	4
11 Mitric	-	-	2	-	-
20 Pearson	1	1	4	-	2
21 Liberatore	-	-	-	-	1
23 Johnson	4	6	-	-	3
24 Colclough	-	-	2	-	-
25 Matthews	-	2	-	10	1
32 Shy	-	1	2	-	2
34 Roper	-	4	-	3	1



HEAD COACH TONY KEMPER

Fourth season • @CoachTonyKemper
Career Record: 45-60, 25-37 (C-USA)



Fort Hays State '01

Tony Kemper enters his fourth season as the head coach of the Marshall women's basketball team after being elevated to the position in March of 2017. Kemper had previously been an assistant coach with the women's program for five seasons before taking over.

Kemper led the Herd through a great improvement in his second season. He has brought some added excitement to the program as the attendance average for Marshall rose from 641 in 2016-17 to 1,153 in 2018-19. Kemper's 2019 recruiting class also ranked in the top 60 nationally.

After going 9-20 overall and 3-13 in C-USA in 2017-18, Marshall was predicted to finish 13th in the Conference USA 2018-19 preseason polls. Instead, the Herd rolled out an 8-win improvement overall and 7-wins better in conference play finishing 17-15 and 10-6 in C-USA, securing the No. 6 seed in the tournament. The 10 conference victories were the most C-USA wins for Marshall in program history. Following the conference tournament, the Herd earned a berth in the WBI, just the fourth postseason trip in program history. Marshall won its first round game 67-64 at Davidson before falling in the second round.

Following the 2019-20 season, Kemper increased his overall record to 39-52.

During the 2018-19 season, Marshall was fifth in the conference in points per game (67.3) and led the league in 3-point field goals made per game in conference action (8.9). The Herd also saw an increase in defensive production as Marshall was ranked 13th in C-USA in field goal percentage allowed in 2017-18 but jumped up to fifth in 2018-19. The Herd saw senior Taylor Porter honored twice as a Conference USA Player of the Week including once after breaking the Marshall single-game record draining 10 3-pointers in the senior day win over FIU.

Senior Shayna Gore was named First Team All-Conference USA. Gore was previously honored as Second Team All-Conference USA in 2017-18. The senior guard capped off her prestigious career under the guide of Kemper as just the third player in program history to score over 2,000 points (2,081). Her name can be found all throughout the record book including the program's all-time leader in 3-point field goals made with 303, more than twice the previous record of 146.

The Herd reached some other milestones in 2018-19 including earning a three-overtime victory at home against Louisiana Tech (Jan. 24). It was one of three overtime victories in 2018-19 after going 131 games – second-longest active streak in the NCAA at the time – without even playing an overtime contest. Marshall also earned its first win over Charlotte in the last 10 meetings (Jan. 5) and the team's first ever win over Middle Tennessee (Feb. 16) as Marshall was previously 0-8 against the Blue Raiders.

Kemper's teams have had major success in the classroom as well with seven college graduates over the last two years. The team's overall grade point average in 2017-18 was 3.23 and climbed up to 3.28 in 2018-19. His players have been honored 18 times on the Conference USA Commissioner's Honor Roll (cumulative GPA of 3.0 or better) and 11-time recipients of the C-USA Academic Medal for maintaining a GPA of 3.75 or higher.

During his first five seasons at Marshall as an assistant coach, Kemper has assisted in rebuilding a program that progressively increased its win total over the first four seasons - from 9 to 11

to 17 to 21 wins in the 2015-16 season. That 2015-16 win total was the most for Thundering Herd Women's Basketball in 29 seasons and, for the first time in school history, yielded a first-team All-Conference USA student-athlete for Marshall in Leah Scott.

He helped lead Marshall to two of only three postseason berths in the program's NCAA history, including its first postseason win in 2014-15 (WBI) and WNIT berth in 2015-16.

Kemper has also been heavily involved in the Thundering Herd's recruiting and academic success, helping sign the 34th-ranked class in 2017 and its group in 2015, which came in 52nd.

In the classroom, the program has placed 28 members on the Conference USA Commissioner's Honor Roll (3.0 cumulative GPA or better) and three more were given the Commissioner's Academic Medal (3.75).

Kemper came to Marshall from Central Arkansas, where he coached with now-former Marshall head coach Matt Daniel for three seasons. At UCA, Kemper helped the Sugar Bears to their first Division I conference title and three seasons of at least 21 wins. His tutelage of inside players helped gain two Southland Player of the Year honors and a Defensive Player of the Year.

Before joining the women's staff, Kemper served as an assistant coach for the Central Arkansas men's basketball program for four years.

Two professional players emerged from UCA during those seasons -- the leading scorer in Portugal's Proliga pro league in 2011, Nate Bowie, and professional center Durrell Nevels.


Prior to UCA, Kemper was an assistant coach at Hutchinson (Kansas) Community College - one of the nation's most successful junior college programs.

At Hutchinson, he oversaw day-to-day operations and directed the Blue Dragons' strength and conditioning efforts while also serving as a mathematics and physical education instructor.

The Logan, Kansas, native also held the head coaching spot at Quivira Heights High School in Bushton in 2003-04, guiding QHHS to a No. 1 seed to the regional tournament.

His coaching career began in 2002-03 as an assistant at Hill City (Kansas) High School. Kemper received a bachelor's degree in finance from Fort Hays State University in 2001 and a BBA in Business Education in 2003. He also earned a master's degree in organizational leadership from Fort Hays in 2008.

Kemper and his wife Sandra, a professor at Marshall in the Communications Disorders Department, live in Huntington with sons Brayden and Landry and daughter Jolie.





0 Kia Sivils

5-7 | G | Louisville, Ky.
Sacred Heart HS

Opponent	Date	gs	min	Total		3-Pointers		Free throws		Rebounds											
				fg-fga	pct	3fg-fga	pct	ft-fa	pct	off	def	tot	avg	pf	a	t/o	blk	stl	pts	avg	
RADFORD	12/6/20	*	31	1-3	.333	0-1	.000	0-2	.000	2	1	3	3.0	1	3	1	1	1	2	2.0	
at Kentucky	12/09/20	*	27	0-4	.000	0-1	.000	0-0	.000	0	1	1	2.0	2	0	3	0	0	0	1.0	
LOUISIANA TECH	1/1/21	dnp		-	-	-	-	-	-	-	-	-	-	-	-	-	-	-	-	-	
LOUISIANA TECH	1/2/21	dnp		-	-	-	-	-	-	-	-	-	-	-	-	-	-	-	-	-	
WKU	1/14/21		19	0-2	.000	0-1	.000	0-0	.000	2	2	4	2.7	2	1	1	2	0	0	0.7	
at Western Ky.	01/17/21		13	0-1	.000	0-1	.000	1-2	.500	0	0	0	2.0	0	0	1	0	1	1	0.8	
FIU	1/22/21		24	2-4	.500	1-2	.500	1-2	.500	3	2	5	2.6	0	1	1	0	2	6	1.8	
FIU	1/23/21		24	0-1	.000	0-1	.000	0-2	.000	0	4	4	2.8	1	1	0	0	0	0	1.5	
OLD DOMINION	2/5/21	dnp		-	-	-	-	-	-	-	-	-	-	-	-	-	-	-	-	-	
OLD DOMINION	2/6/21	dnp		-	-	-	-	-	-	-	-	-	-	-	-	-	-	-	-	-	
RICE	2/20/21		20	0-0	.000	0-0	.000	0-0	.000	0	1	1	2.6	1	1	0	0	2	0	1.3	
RICE	2/21/21		22	1-1	1.000	0-0	.000	1-2	.500	0	1	1	2.4	0	0	1	0	1	3	1.5	
Totals			2	180	4-16	.250	1-7	.143	3-10	.300	7	12	19	2.4	7	7	8	3	7	12	1.5

CAREER HIGHS

POINTS

S:..... 6 vs. FIU, 1/22/21

C: 16 (2x) last vs. ODU, 2/22/20

FIELD GOALS

S:..... 2 vs. FIU, 1/22/21

C: 7 at North Texas, 1/4/20

FGA

S:..... 4 at #9 Kentucky, 12/9/20

C: 8 at Bowling Green, 11/13/18

3-POINTERS

S:..... 1 vs. FIU, 1/22/21

C: 3 vs. ODU, 2/22/20

3PTA

S:..... 2 vs. ODU, 1/22/21

C: 3 (2x) last vs. ODU, 2/22/20

FREE THROWS

S:..... 1 twice, last vs. Rice, 2/21/21

C: 3 at Wisconsin, 12/4/18

FTA

S:..... 2 3x, last vs. FIU, 1/22/21

C: 4 (4x) last at Rutgers, 12/15/19

REBOUNDS

S:..... 4 twice (last vs. FIU), 1/22/21

C: 8 vs. Charlotte, 1/5/19

ASSISTS

S:..... 3 vs. Radford, 12/6/20

C: 5 (2x) last at USM, 2/6/20

BLOCKS

S:..... 2 vs. WKU, 1/14/21

C: 2 (3x) last vs. WKU, 1/14/21

STEALS

S:..... 2 vs. Rice, 2/20/21

C: 5 (2x) last vs. UTEP, 2/15/20

MINUTES

S:..... 31 vs. Radford, 12/6/20

C: 32 vs. Evansville, 11/29/18

Games played: 8
Minutes/game: 22.5
Points/game: 1.5
FG Pct: 25.0
3FG Pct: 14.3
FT Pct: 30.0

Rebounds/game: 2.4
Assists/game: 0.9
Turnovers/game: 1.0
Assist/turnover ratio: 0.9
Steals/game: 0.9
Blocks/game: 0.4

Career Superlatives

	Sea.	Car.
10+ Pts:	0	3
20+ Pts:	0	0
5+ Rebs:	1	8
10+ Rebs:	0	0
5+ Asts:	0	2
2+ Blks:	1	3
2+ Stls:	2	17
Double-Double:	0	0



CAREER STATISTICS

			Total		3-Point		F-Throws		Rebounds											Scoring	
Season	gp-gs	min/avg	fg-fga	pct	fg-fga	pct	ft-fa	pct	off	def	tot	avg	pf	fo	ast	to	blk	stl	pts	avg	
2018-19	32-0	653/20.4	43-111	.387	6-23	.261	15-31	.484	54	45	99	3.1	54	0	37	33	7	28	107	3.3	
2019-20	28-6	635/22.7	41-94	.436	6-20	.300	15-33	.455	32	34	66	2.4	61	0	34	19	9	29	103	3.7	
2020-21	8-2	180/22.5	4-16	.250	1-7	.143	3-10	.300	7	12	19	2.4	7	0	7	8	3	7	12	1.5	
TOTAL	68-8	1468/21.6	88-221	.398	13-50	.260	33-74	.446	93	91	184	2.7	122	0	78	60	19	64	222	3.3	



1 Christiana McLean

5-6 | G | Wake Forest, N.C
Heritage HS

CAREER HIGHS

POINTS

S:.....
C:

FIELD GOALS

S:.....
C:

FGA

S:.....
C:

3-POINTERS

S:.....
C:

3PTA

S:.....
C:

FREE THROWS

S:.....
C:

FTA

S:.....
C:

REBOUNDS

S:.....
C:

ASSISTS

S:.....
C:

BLOCKS

S:.....
C:

STEALS

S:.....
C:

MINUTES

S:.....
C:

Redshirted the 2019-20 season.

Career Superlatives

	Sea.	Car.
10+ Pts:	0	0
20+ Pts:	0	0
5+ Rebs:	0	0
10+ Rebs:	0	0
5+ Asts:	0	0
2+ Blks:	0	0
2+ Stls:	0	0
Double-Double:	0	0



CAREER STATISTICS



2 Kristen Mayo

5-5 | G | Grayson, Ky.
East Carter HS

CAREER HIGHS

POINTS

S:..... 18 vs. WKU, 1/14/21
C: 22 vs. USM, 3/11/20

FIELD GOALS

S:..... 7 vs. WKU, 1/14/21
C: 8 (2x) last vs. BGSU, 12/7/19

FGA

S:..... 12 vs. FIU, 1/23/21
C: 14 (3x) last vs. USM, 3/11/20

3-POINTERS

S:..... 4 vs. FIU, 1/23/21
C: 6 vs. Coppin State, 12/1/18

3PTA

S:..... 8 vs. FIU, 1/23/21
C: 10 vs. Bowling Green, 12/7/19

FREE THROWS

S:..... 5 twice, last vs. Rice, 2/21/21
C: 7 at Charlotte, 1/16/20

FTA

S:..... 6 twice, last vs. Rice, 2/21/21
C: 9 (2x) last vs. USM, 3/11/20

REBOUNDS

S:..... 6 vs. Radford, 12/6/20
C: 8 at UTEP, 1/31/19

ASSISTS

S:..... 4 vs. WKU, 1/14/21
C: . 8 (2x) last vs. Tenn. St. 12/15/18

BLOCKS

S:.....
C: 1 (6) last vs. WKU, 1/25/20

STEALS

S:..... 3 vs. Radford, 12/6/20
C: 5 vs. KCU, 11/5/19

MINUTES

S:..... 35 twice, last vs. Rice, 2/21/21
C: 43 vs. LA Tech, 1/24/19

Opponent	Date	gs	min	Total		3-Pointers		Free throws		Rebounds											
				fg-fga	pct	3fg-fga	pct	ft-fa	pct	off	def	tot	avg	pf	a	t/o	blk	stl	pts	avg	
RADFORD	12/6/20	*	29	1-8	.125	0-3	.000	5-6	.833	0	6	6	6.0	2	3	1	0	3	7	7.0	
at Kentucky	12/09/20	*	31	1-7	.143	0-4	.000	1-2	.500	0	3	3	4.5	2	1	3	0	2	3	5.0	
LOUISIANA TECH	1/1/21		dnp	-	-	-	-	-	-	-	-	-	-	-	-	-	-	-	-	-	
LOUISIANA TECH	1/2/21		dnp	-	-	-	-	-	-	-	-	-	-	-	-	-	-	-	-	-	
WKU	1/14/21	*	29	7-11	.636	2-6	.333	2-2	1.000	0	5	5	4.7	0	4	1	0	2	18	9.3	
at Western Ky.	01/17/21	*	30	2-8	.250	2-7	.286	2-2	1.000	0	3	3	4.3	3	3	3	0	2	8	9.0	
FIU	1/22/21	*	34	2-6	.333	2-5	.400	1-4	.250	0	3	3	4.0	2	2	0	0	1	7	8.6	
FIU	1/23/21	*	33	5-12	.417	4-8	.500	0-0	.000	0	3	3	3.8	3	3	2	0	2	14	9.5	
OLD DOMINION	2/5/21		dnp	-	-	-	-	-	-	-	-	-	-	-	-	-	-	-	-	-	
OLD DOMINION	2/6/21		dnp	-	-	-	-	-	-	-	-	-	-	-	-	-	-	-	-	-	
RICE	2/20/21	*	35	4-8	.500	3-6	.500	4-5	.800	0	3	3	3.7	1	2	1	0	1	15	10.3	
RICE	2/21/21	*	35	2-9	.222	1-5	.200	5-6	.833	0	1	1	3.4	1	2	0	0	2	10	10.3	
Totals			8	256	24-69	.348	14-44	.318	20-27	.741	0	27	27	3.4	14	20	11	0	15	82	10.3

Games played: 8

Minutes/game: 32.0

Points/game: 10.3

FG Pct: 34.8

3FG Pct: 31.8

FT Pct: 74.1

Rebounds/game: 3.4

Assists/game: 2.5

Turnovers/game: 1.4

Assist/turnover ratio: 1.8

Steals/game: 1.9

Career Superlatives

	Sea.	Car.
10+ Pts:	4	39
20+ Pts:	0	3
5+ Rebs:	2	17
10+ Rebs:	0	0
5+ Asts:	0	11
2+ Blks:	0	0
2+ Stls:	5	36
Double-Double:	0	0



CAREER STATISTICS

			Total		3-Point		F-Throws		Rebounds											Scoring	
Season	gp-gs	min/avg	fg-fga	pct	fg-fga	pct	ft-fa	pct	off	def	tot	avg	pf	fo	ast	to	blk	stl	pts	avg	
2017-18	29-25	821/28.3	70-214	.327	34-94	.362	31-42	.738	7	67	74	2.6	57	0	85	75	2	31	205	7.1	
2018-19	32-31	963/30.1	79-220	.359	40-132	.303	37-41	.902	6	91	97	3.0	53	1	96	71	2	41	235	7.3	
2019-20	30-30	931/31.0	108-307	.352	46-160	.288	65-92	.707	13	78	91	3.0	54	1	64	49	2	38	327	10.9	
2020-21	8-8	256/32.0	24-69	.348	14-44	.318	20-27	.741	0	27	27	3.4	14	0	20	11	0	15	82	10.3	
TOTAL	99-94	2971/30.0	281-810	.347	134-430	.312	153-202	.757	26	263	289	2.9	178	2	265	206	6	125	849	8.6	



3 CC Mays

5-8 | G | Tampa, Fla.
Seffner Christian Academy

CAREER HIGHS

POINTS

S:.....11 at Charlotte, 1/9/21

C:11 at Charlotte, 1/9/21

FIELD GOALS

S:.....5 at Charlotte, 1/9/21

C:5 at Charlotte, 1/9/21

FGA

S:.....14 at Charlotte, 1/9/21

C:14 at Charlotte, 1/9/21

3-POINTERS

S:..... 1 at #9 Kentucky, 12/9/20

C: 1 at #9 Kentucky, 12/9/20

3PTA

S:..... 3 at #9 Kentucky, 12/9/20

C: 3 at #9 Kentucky, 12/9/20

FREE THROWS

S:..... 3 twice, last vs. WKU, 1/14/21

C: 3 twice, last vs. WKU, 1/14/21

FTA

S:.....5 vs. ODU, 2/6/21

C:5 vs. ODU, 2/6/21

REBOUNDS

S:.....13 at Charlotte, 1/9/21

C:13 at Charlotte, 1/9/21

ASSISTS

S:.....3 4x, last vs. ODU, 2/6/21

C:3 4x, last vs. ODU, 2/6/21

BLOCKS

S:.....

C:

STEALS

S:.....4 vs. ODU, 2/6/21

C:4 vs. ODU, 2/6/21

MINUTES

S:.....39 vs. ODU, 2/6/21

C:39 vs. ODU, 2/6/21

				Total		3-Pointers		Free throws		Rebounds											
Opponent	Date	gs	min	fg-fga	pct	3fg-fga	pct	ft-fa	pct	off	def	tot	avg	pf	a	t/o	blk	stl	pts	avg	
RADFORD	12/6/20	*	26	2-8	.250	0-2	.000	0-2	.000	3	2	5	5.0	2	2	0	0	1	4	4.0	
at Kentucky	12/09/20	*	19	1-4	.250	1-3	.333	3-4	.750	0	1	1	3.0	5	1	1	0	0	6	5.0	
LOUISIANA TECH	1/1/21		16	0-2	.000	0-0	.000	0-0	.000	0	1	1	2.3	5	0	3	0	0	0	3.3	
LOUISIANA TECH	1/2/21		20	3-7	.429	0-0	.000	2-2	1.000	2	3	5	3.0	1	3	2	0	0	8	4.5	
at Charlotte	01/08/21		25	2-8	.250	0-2	.000	2-3	.667	0	2	2	2.8	3	2	3	0	3	6	4.8	
at Charlotte	01/09/21		28	5-14	.357	0-1	.000	1-3	.333	6	7	13	4.5	5	3	1	0	2	11	5.8	
WKU	1/14/21		17	2-3	.667	0-0	.000	3-4	.750	1	2	3	4.3	2	3	2	0	1	7	6.0	
at Western Ky.	01/17/21		10	1-3	.333	0-0	.000	0-0	.000	0	2	2	4.0	3	1	2	0	0	2	5.5	
FIU	1/22/21		12	0-3	.000	0-0	.000	0-2	.000	0	1	1	3.7	1	0	2	0	0	0	4.9	
FIU	1/23/21		8	1-2	.500	0-0	.000	2-2	1.000	1	2	3	3.6	0	0	1	0	2	4	4.8	
OLD DOMINION	2/5/21	*	20	0-3	.000	0-0	.000	0-0	.000	2	1	3	3.5	3	2	2	0	0	0	4.4	
OLD DOMINION	2/6/21	*	39	3-8	.375	0-1	.000	2-5	.400	0	7	7	3.8	4	3	2	0	4	8	4.7	
RICE	2/20/21		13	0-1	.000	0-1	.000	0-0	.000	2	0	2	3.7	4	1	0	0	0	0	4.3	
RICE	2/21/21		8	0-3	.000	0-0	.000	0-0	.000	0	2	2	3.6	0	0	1	0	1	0	4.0	
Totals		4	261	20-69	.290	1-10	.100	15-27	.556	17	33	50	3.6	38	21	22	0	14	56	4.0	

Games played: 14

Minutes/game: 18.6

Points/game: 4.0

FG Pct: 29.0

3FG Pct: 10.0

FT Pct: 55.6

Rebounds/game: 3.6

Assists/game: 1.5

Turnovers/game: 1.6

Assist/turnover ratio: 1.0

Steals/game: 1.0

Career Superlatives

	Sea.	Car.
10+ Pts:	1	1
20+ Pts:	0	0
5+ Rebs:	4	4
10+ Rebs:	1	1
5+ Asts:	0	0
2+ Blks:	0	0
2+ Stls:	3	3
Double-Double:	1	1



CAREER STATISTICS

Season	gp-gs	min/avg	Total		3-Point		F-Throws		Rebounds				Scoring					
			fg-fga	pct	fg-fga	pct	ft-fa	pct	off	def	tot	avg	pf	fo	ast	to	blk	stl
2020-21	14-4	261/18.6	20-69	.290	1-10	.100	15-27	.556	17	33	50	3.6	38	3	21	22	0	14
TOTAL	14-4	261/18.6	20-69	.290	1-10	.100	15-27	.556	17	33	50	3.6	38	3	21	22	0	14



4 Savannah Wheeler

5-6 | G | Catlettsburg, Ky.
Boyd County HS

CAREER HIGHS

POINTS

S: 35 vs. ODU, 2/6/21

C: 35 vs. ODU, 2/6/21

FIELD GOALS

S: 8 vs. ODU, 2/6/21

C: 9 vs. FAU, 2/1/20

FGA

S: 18 vs. FIU, 1/22/21

C: 18 vs. FIU, 1/22/21

3-POINTERS

S: 4 vs. ODU, 2/6/21

C: 5 vs. Norfolk State, 11/9/19

3PTA

S: 10 vs. LA Tech, 1/2/21

C: 10 vs. LA Tech, 1/2/21

FREE THROWS

S: 15 vs. ODU, 2/6/21

C: 15 vs. ODU, 2/6/21

FTA

S: 18 vs. ODU, 2/6/21

C: 18 vs. ODU, 2/6/21

REBOUNDS

S: 11 vs. Louisiana Tech, 1/1/21

C: 11 vs. Louisiana Tech, 1/1/21

ASSISTS

S: 6 vs. WKU, 1/14/21

C: 7 vs. Bowling Green, 12/7/19

BLOCKS

S: 1 vs. Radford, 12/6/20

C: 1 (5x) last vs. Radford, 12/6/20

STEALS

S: 3 vs. Louisiana Tech, 1/1/21

C: 5 at Evansville, 11/24/19

MINUTES

S: 43 vs. ODU, 2/6/21

C: 43 vs. ODU, 2/6/21

					Total		3-Pointers		Free throws		Rebounds													
Opponent	Date	gs	min	fg-fga	pct	3fg-fga	pct	ft-fa	pct	off	def	tot	avg	pf	a	t/o	blk	stl	pts	avg				
RADFORD	12/6/20	*	27	7-16	.438	3-9	.333	8-12	.667	0	3	3	3.0	0	1	1	1	2	25	25.0				
at Kentucky	12/09/20	*	28	2-10	.200	0-5	.000	5-6	.833	1	2	3	3.0	0	1	1	0	1	9	17.0				
LOUISIANA TECH	1/1/21	*	41	1-7	.143	0-4	.000	5-6	.833	2	9	11	5.7	2	5	7	0	3	7	13.7				
LOUISIANA TECH	1/2/21	*	31	3-10	.300	3-10	.300	7-8	.875	0	2	2	4.8	2	1	2	0	1	16	14.3				
at Charlotte	01/08/21	*	33	4-11	.364	1-3	.333	7-9	.778	1	2	3	4.4	2	2	4	0	0	16	14.6				
at Charlotte	01/09/21	*	42	4-10	.400	1-3	.333	2-3	.667	1	1	2	4.0	2	3	5	0	0	11	14.0				
WKU	1/14/21	*	28	7-16	.438	3-7	.429	3-4	.750	1	2	3	3.9	0	6	0	0	0	20	14.9				
at Western Ky.	01/17/21	*	35	7-14	.500	3-7	.429	7-7	1.000	3	1	4	3.9	5	3	5	0	1	24	16.0				
FIU	1/22/21	*	34	7-18	.389	1-4	.250	5-5	1.000	0	3	3	3.8	1	4	2	0	2	20	16.4				
FIU	1/23/21	*	37	4-7	.571	0-1	.000	7-8	.875	0	3	3	3.7	2	1	4	0	2	15	16.3				
OLD DOMINION	2/5/21	*	39	6-17	.353	1-6	.167	5-6	.833	1	3	4	3.7	3	3	0	0	0	18	16.5				
OLD DOMINION	2/6/21	*	43	8-16	.500	4-7	.571	15-18	.833	1	5	6	3.9	3	1	5	0	0	35	18.0				
RICE	2/20/21	*	31	3-13	.231	1-7	.143	0-0	.000	0	4	4	3.9	1	3	2	0	0	7	17.2				
RICE	2/21/21	*	37	7-13	.538	4-6	.667	7-7	1.000	0	3	3	3.9	3	4	0	0	1	25	17.7				
Totals		14	486	70-178	.393	25-79	.316	83-99	.838	11	43	54	3.9	26	38	38	1	13	248	17.7				

Games played: 14

Minutes/game: 34.7

Points/game: 17.7

FG Pct: 39.3

3FG Pct: 31.6

FT Pct: 83.8

Rebounds/game: 3.9

Assists/game: 2.7

Turnovers/game: 2.7


Assist/turnover ratio: 1.0

Steals/game: 0.9

Blocks/game: 0.1

Career Superlatives

	Sea.	Car.
10+ Pts:	11	35
20+ Pts:	5	7
5+ Rebs:	2	9
10+ Rebs:	1	1
5+ Assts:	2	6
2+ Blks:	0	0
2+ Stls:	4	16
Double-Double:	0	0



CAREER STATISTICS

Season	gp-gs	min/avg	Total		3-Point		F-Throws		Rebounds				Scoring					
			fg-fga	pct	fg-fga	pct	ft-fa	pct	off	def	tot	avg	pf	fo	ast	to	blk	stl
2019-20	30-17	873/29.1	113-290	.390	47-140	.336	130-155	.839	19	77	96	3.2	89	3	83	74	4	41
2020-21	14-14	486/34.7	70-178	.393	25-79	.316	83-99	.838	11	43	54	3.9	26	1	38	38	1	13
TOTAL	44-31	1359/30.9	183-468	.391	72-219	.329	213-254	.839	30	120	150	3.4	115	4	121	112	5	54

5 Samantha LaFon

6-0 | F | Chesapeake, Ohio
Ironton HS

Opponent	Date	gs	min	Total		3-Pointers		Free throws		Rebounds				pf	a	t/o	blk	stl	pts	avg
				fg-fga	pct	3fg-fga	pct	ft-fa	pct	off	def	tot	avg							
LOUISIANA TECH	1/1/21		dnp	-	-	-	-	-	-	-	-	-	-	-	-	-	-	-	-	-
LOUISIANA TECH	1/2/21		dnp	-	-	-	-	-	-	-	-	-	-	-	-	-	-	-	-	-
WKU	1/14/21		dnp	-	-	-	-	-	-	-	-	-	-	-	-	-	-	-	-	-
FIU	1/22/21	1		0-0	.000	0-0	.000	1-2	.500	1	0	1	1.0	0	0	0	0	0	1	1.0
FIU	1/23/21	1		1-1	1.000	0-0	.000	0-0	.000	0	0	0	0.5	1	0	0	0	0	2	1.5
OLD DOMINION	2/5/21		dnp	-	-	-	-	-	-	-	-	-	-	-	-	-	-	-	-	-
OLD DOMINION	2/6/21		dnp	-	-	-	-	-	-	-	-	-	-	-	-	-	-	-	-	-
RICE	2/20/21	7		0-3	.000	0-0	.000	0-0	.000	1	1	2	1.0	2	0	0	0	0	0	1.0
RICE	2/21/21		dnp	-	-	-	-	-	-	-	-	-	-	-	-	-	-	-	-	-
Totals		0	9	1-4	.250	0-0	.000	1-2	.500	2	1	3	1.0	3	0	0	0	0	3	1.0

Games played: 3

Rebounds/game: 1.0

Minutes/game: 3.0

Points/game: 1.0

FG Pct: 25.0

FT Pct: 50.0

CAREER HIGHS

POINTS

S:..... 2 vs. FIU, 1/23/21

C:..... 2 vs. FIU, 1/23/21

FIELD GOALS

S:..... 1 vs. FIU, 1/23/21

C:..... 1 vs. FIU, 1/23/21

FGA

S:..... 3 vs. Rice, 2/20/21

C:..... 3 vs. Rice, 2/20/21

3-POINTERS

S:.....

C:.....

3PTA

S:.....

C:.....

FREE THROWS

S:..... 1 vs. FIU, 1/22/21

C:..... 1 vs. FIU, 1/22/21

FTA

S:..... 2 vs. FIU, 1/22/21

C:..... 2 vs. FIU, 1/22/21

REBOUNDS

S:..... 2 vs. Rice, 2/20/21

C:..... 2 vs. Rice, 2/20/21

ASSISTS

S:.....

C:.....

BLOCKS

S:.....

C:.....

STEALS

S:.....

C:.....

MINUTES

S:..... 7 vs. Rice, 2/20/21

C:..... 7 vs. Rice, 2/20/21

Career Superlatives

	Sea.	Car.
10+ Pts:	0	0
20+ Pts:	0	0
5+ Rebs:	0	0
10+ Rebs:	0	0
5+ Asts:	0	0
2+ Blks:	0	0
2+ Stls:	0	0
Double-Double:	0	0

CAREER STATISTICS

Season	gp-gs	min/avg	Total		3-Point		F-Throws		Rebounds				Scoring					
			fg-fga	pct	fg-fga	pct	ft-fa	pct	off	def	tot	avg	pf	fo	ast	to	blk	stl
2020-21	3-0	9/3.0	1-4	.250	0-0	.000	1-2	.500	2	1	3	1.0	3	0	0	0	0	0
TOTAL	3-0	9/3.0	1-4	.250	0-0	.000	1-2	.500	2	1	3	1.0	3	0	0	0	0	0



11 Ksenija Mitric

5-8 | G | Banja Luka, Bosnia & Herzegovina | Celje Basketball Club

Opponent	Date	gs	min	Total		3-Pointers		Free throws		Rebounds				pf	a	t/o	blk	stl	pts	avg
				fg-fga	pct	3fg-fga	pct	ft-fa	pct	off	def	tot	avg							
RADFORD	12/6/20		22	3-10	.300	2-6	.333	0-0	.000	0	2	2	2.0	1	3	0	0	0	8	8.0
at Kentucky	12/09/20		17	0-4	.000	0-4	.000	0-0	.000	0	2	2	2.0	0	3	3	0	0	0	4.0
Totals		0	39	3-14	.214	2-10	.200	0-0	.000	0	4	4	2.0	1	6	3	0	0	8	4.0

Games played: 2
Minutes/game: 19.5
Points/game: 4.0
FG Pct: 21.4
3FG Pct: 20.0

Rebounds/game: 2.0
Assists/game: 3.0
Turnovers/game: 1.5
Assist/turnover ratio: 2.0

CAREER HIGHS

POINTS
S:.....8 vs. Radford, 12/6/20
C:Same

FIELD GOALS
S:.....3 vs. Radford, 12/6/20
C:Same

FGA
S:.....10 vs. Radford, 12/6/20
C:Same

3-POINTERS
S:.....2 vs. Radford, 12/6/20
C:Same

3PTA
S:.....6 vs. Radford, 12/6/20
C:Same

FREE THROWS
S:.....
C:

FTA
S:.....
C:

REBOUNDS
S:2 (2x) last at #9 Kentucky, 12/9/20
C:Same

ASSISTS
S:3 (2x) last at #9 Kentucky, 12/9/20
C:Same

BLOCKS
S:.....
C:

STEALS
S:.....
C:

MINUTES
S:.....22 vs. Radford, 12/6/20
C:Same

Career Superlatives		
	Sea.	Car.
10+ Pts:	0	0
20+ Pts:	0	0
5+ Rebs:	0	0
10+ Rebs:	0	0
5+ Asts:	0	0
2+ Blks:	0	0
2+ Stls:	0	0
Double-Double:	0	0



CAREER STATISTICS																				
			Total		3-Point		F-Throws		Rebounds										Scoring	
Season	gp-gs	min/avg	fg-fga	pct	fg-fga	pct	ft-fa	pct	off	def	tot	avg	pf	fo	ast	to	blk	stl	pts	avg
2020-21	2-0	39/19.5	3-14	.214	2-10	.200	0-0	.000	0	4	4	2.0	1	0	6	3	0	0	8	4.0
TOTAL	2-0	39/19.5	3-14	.214	2-10	.200	0-0	.000	0	4	4	2.0	1	0	6	3	0	0	8	4.0



20 Taylor Pearson

5-7 | F | Columbus, Ohio
Northland HS

CAREER HIGHS

POINTS

S:..... 16 vs. Louisiana Tech, 1/1/21
C:24 at WKU, 2/20/20

FIELD GOALS

S:..... 6 vs. Louisiana Tech, 1/1/21
C:10 at WKU, 2/20/20

FGA

S:..... 11 2x, last at Charlotte, 1/8/21
C:15 at WKU, 2/20/20

3-POINTERS

S:.....3 twice, last vs. Rice, 2/21/21
C:6 at USM, 2/6/20

3PTA

S:..... 8 vs. Louisiana Tech, 1/1/21
C:9 at USM, 2/6/20

FREE THROWS

S:.....4 vs. FIU, 1/22/21
C:6 (3x) last vs. FAU, 2/1/20

FTA

S:..... 4 (2x) vs. FIU, 1/22/21
C:8 (2x) last vs. WKU, 1/25/20

REBOUNDS

S:.....7 vs. Rice, 2/21/21
C:12 (2x) last vs. UTEP, 3/13/19

ASSISTS

S:.....5 vs. ODU, 2/5/21
C: 5 (3x) last vs. ODU, 2/5/21

BLOCKS

S:..... 2 vs. Louisiana Tech, 1/1/21
C: .. 2 twice, last vs. LA Tech, 1/1/21

STEALS

S:.....2 at Charlotte, 1/8/21
C:3 vs. KCU, 12/18/19

MINUTES

S:..... 41 vs. Louisiana Tech, 1/1/21
C: 44 vs. UTEP, 3/13/19

				Total		3-Pointers		Free throws		Rebounds											
Opponent	Date	gs	min	fg-fga	pct	3fg-fga	pct	ft-fa	pct	off	def	tot	avg	pf	a	t/o	blk	stl	pts	avg	
RADFORD	12/6/20		dnp	-	-	-	-	-	-	-	-	-	-	-	-	-	-	-	-	-	
LOUISIANA TECH	1/1/21	*	41	6-11	.545	3-8	.375	1-2	.500	0	6	6	6.0	1	3	1	2	0	16	16.0	
LOUISIANA TECH	1/2/21	*	33	3-9	.333	1-4	.250	3-4	.750	1	3	4	5.0	4	1	4	0	1	10	13.0	
at Charlotte	01/08/21	*	31	3-10	.300	0-4	.000	1-1	1.000	0	3	3	4.3	2	2	2	0	2	7	11.0	
at Charlotte	01/09/21	*	38	2-11	.182	0-4	.000	1-2	.500	0	6	6	4.8	4	1	4	0	1	5	9.5	
WKU	1/14/21	*	23	4-8	.500	2-4	.500	0-0	.000	0	4	4	4.6	2	2	1	1	0	10	9.6	
at Western Ky.	01/17/21	*	31	2-10	.200	1-5	.200	0-0	.000	0	2	2	4.2	1	2	3	0	1	5	8.8	
FIU	1/22/21	*	29	2-9	.222	1-6	.167	4-4	1.000	2	3	5	4.3	1	0	4	0	0	9	8.9	
FIU	1/23/21	*	29	1-5	.200	1-3	.333	2-2	1.000	2	2	4	4.3	3	3	4	1	1	5	8.4	
OLD DOMINION	2/5/21	*	37	3-8	.375	1-4	.250	2-2	1.000	0	2	2	4.0	1	5	3	0	1	9	8.4	
OLD DOMINION	2/6/21	*	39	2-8	.250	1-5	.200	1-2	.500	0	3	3	3.9	0	3	2	0	1	6	8.2	
RICE	2/20/21	*	28	1-8	.125	1-7	.143	0-0	.000	2	0	2	3.7	2	0	5	1	2	3	7.7	
RICE	2/21/21	*	31	3-7	.429	3-4	.750	1-2	.500	0	7	7	4.0	2	3	1	0	0	10	7.9	
Totals		12	390	32-104	.308	15-58	.259	16-21	.762	7	41	48	4.0	23	25	34	5	10	95	7.9	

Games played: 12
Minutes/game: 32.5
Points/game: 7.9
FG Pct: 30.8
3FG Pct: 25.9
FT Pct: 76.2

Rebounds/game: 4.0
Assists/game: 2.1
Turnovers/game: 2.8
Assist/turnover ratio: 0.7
Steals/game: 0.8
Blocks/game: 0.4

Career Superlatives

	Sea.	Car.
10+ Pts:	4	34
20+ Pts:	0	2
5+ Rebs:	4	48
10+ Rebs:	0	3
5+ Asts:	1	3
2+ Blks:	2	3
2+ Stls:	2	14
Double-Double:	0	2



CAREER STATISTICS

			Total		3-Point		F-Throws		Rebounds										Scoring	
Season	gp-gs	min/avg	fg-fga	pct	fg-fga	pct	ft-fa	pct	off	def	tot	avg	pf	fo	ast	to	blk	stl	pts	avg
2017-18	29-4	572/19.7	54-140	.386	14-51	.275	40-55	.727	33	61	94	3.2	57	0	30	44	2	13	162	5.6
2018-19	30-26	742/24.7	68-188	.362	11-59	.186	28-53	.528	44	123	167	5.6	66	0	32	54	2	22	175	5.8
2019-20	30-28	885/29.5	111-262	.424	53-134	.396	58-79	.734	33	124	157	5.2	68	1	45	65	4	19	333	11.1
2020-21	12-12	390/32.5	32-104	.308	15-58	.259	16-21	.762	7	41	48	4.0	23	0	25	34	5	10	95	7.9
TOTAL	101-70	2589/25.6	265-694	.382	93-302	.308	142-208	.683	117	349	466	4.6	214	1	132	197	13	64	765	7.6



21 Sarah Liberatore

5-10 | G | Greensburg, Pa.
Hempfield Area HS

Opponent	Date	gs	min	Total		3-Pointers		Free throws		Rebounds				pf	a	t/o	blk	stl	pts	avg
				fg-fga	pct	3fg-fga	pct	ft-fa	pct	off	def	tot	avg							
RADFORD	12/6/20	5		0-1	.000	0-1	.000	0-0	.000	0	0	0	0.0	0	0	1	0	0	0	0.0
at Kentucky	12/09/20	2		0-0	.000	0-0	.000	0-0	.000	0	0	0	0.0	1	0	1	0	0	0	0.0
LOUISIANA TECH	1/1/21	9		1-3	.333	1-2	.500	0-0	.000	0	0	0	0.0	0	0	1	0	0	3	1.0
LOUISIANA TECH	1/2/21	8		1-2	.500	0-1	.000	0-1	.000	0	0	0	0.0	0	0	0	0	1	2	1.3
at Charlotte	01/08/21	13		1-2	.500	1-2	.500	0-0	.000	0	1	1	0.2	0	0	0	0	0	3	1.6
at Charlotte	01/09/21	4		0-0	.000	0-0	.000	0-0	.000	0	0	0	0.2	0	0	0	0	0	0	1.3
WKU	1/14/21	2		1-1	1.000	1-1	1.000	0-0	.000	0	0	0	0.1	0	0	0	0	0	3	1.6
FIU	1/22/21	1		0-0	.000	0-0	.000	0-0	.000	0	0	0	0.1	0	0	0	0	0	0	1.4
FIU	1/23/21	dnp		-	-	-	-	-	-	-	-	-	-	-	-	-	-	-	-	-
OLD DOMINION	2/5/21	1		0-0	.000	0-0	.000	0-0	.000	0	0	0	0.1	1	0	1	0	0	0	1.2
OLD DOMINION	2/6/21	dnp		-	-	-	-	-	-	-	-	-	-	-	-	-	-	-	-	-
RICE	2/20/21	dnp		-	-	-	-	-	-	-	-	-	-	-	-	-	-	-	-	-
RICE	2/21/21	dnp		-	-	-	-	-	-	-	-	-	-	-	-	-	-	-	-	-
Totals		0	45	4-9	.444	3-7	.429	0-1	.000	0	1	1	0.1	2	0	4	0	1	11	1.2

CAREER HIGHS

POINTS

S:..... 3 3x, last vs. WKU, 1/14/21

C:..... 3 3x, last vs. WKU, 1/14/21

FIELD GOALS

S:..... 1 4x, last vs. WKU, 1/14/21

C:..... 1 4x, last vs. WKU, 1/14/21

FGA

S:..... 3 vs. LA Tech, 1/1/21

C:..... 3 vs. LA Tech, 1/1/21

3-POINTERS

S:..... 1 3x, last vs. WKU, 1/14/21

C:..... 1 3x, last vs. WKU, 1/14/21

3PTA

S:.. 2 twice, last at Charlotte, 1/8/21

C:.. 2 twice, last at Charlotte, 1/8/21

FREE THROWS

S:.....

C:.....

FTA

S:..... 1 vs. LA Tech, 1/1/21

C:..... 1 vs. LA Tech, 1/1/21

REBOUNDS

S:..... 1 at Charlotte, 1/8/21

C:..... 1 at Charlotte, 1/8/21

ASSISTS

S:.....

C:.....

BLOCKS

S:.....

C:.....

STEALS

S:..... 1 vs. LA Tech, 1/1/21

C:..... 1 vs. LA Tech, 1/1/21

MINUTES

S:..... 13 at Charlotte, 1/8/21

C:..... 13 at Charlotte, 1/8/21

Games played: 9

Minutes/game: 5.0

Points/game: 1.2

FG Pct: 44.4

3FG Pct: 42.9

FT Pct: 0.0

Rebounds/game: 0.1

Turnovers/game: 0.4

Steals/game: 0.1

Career Superlatives		
	Sea.	Car.
10+ Pts:	0	0
20+ Pts:	0	0
5+ Rebs:	0	0
10+ Rebs:	0	0
5+ Asts:	0	0
2+ Blks:	0	0
2+ Stls:	0	0
Double-Double:	0	0



CAREER STATISTICS

			Total		3-Point		F-Throws		Rebounds										Scoring	
Season	gp-gs	min/avg	fg-fga	pct	fg-fga	pct	ft-fa	pct	off	def	tot	avg	pf	fo	ast	to	blk	stl	pts	avg
2020-21	9-0	45/5.0	4-9	.444	3-7	.429	0-1	.000	0	1	1	0.1	2	0	0	4	0	1	11	1.2
TOTAL	9-0	45/5.0	4-9	.444	3-7	.429	0-1	.000	0	1	1	0.1	2	0	0	4	0	1	11	1.2



23 Alexis Johnson

5-10 | F | Southfield, Mich.
Southfield HS for the Arts & Tech.

Opponent	Date	gs	min	Total		3-Pointers		Free throws		Rebounds				pf	a	t/o	blk	stl	pts	avg
				fg-fga	pct	3fg-fga	pct	ft-fa	pct	off	def	tot	avg							
RADFORD	12/6/20		21	6-11	.545	0-2	.000	0-2	.000	5	4	9	9.0	1	1	0	0	1	12	12.0
at Kentucky	12/09/20		25	6-9	.667	2-2	1.000	2-4	.500	2	2	4	6.5	3	0	1	0	3	16	14.0
LOUISIANA TECH	1/1/21	*	34	7-11	.636	0-1	.000	2-2	1.000	0	11	11	8.0	2	0	3	0	1	16	14.7
LOUISIANA TECH	1/2/21	*	29	2-6	.333	0-1	.000	0-0	.000	1	6	7	7.8	1	0	1	0	1	4	12.0
at Charlotte	01/08/21	*	25	4-7	.571	1-4	.250	0-0	.000	3	6	9	8.0	3	0	3	0	2	9	11.4
at Charlotte	01/09/21	*	31	5-16	.313	1-4	.250	0-1	.000	5	9	14	9.0	3	1	2	0	1	11	11.3
WKU	1/14/21		13	3-3	1.000	0-0	.000	0-0	.000	2	1	3	8.1	2	0	1	0	2	6	10.6
at Western Ky.	01/17/21		13	1-2	.500	0-0	.000	0-0	.000	0	0	0	7.1	4	1	0	0	1	2	9.5
FIU	1/22/21	dnp	-	-	-	-	-	-	-	-	-	-	-	-	-	-	-	-	-	-
FIU	1/23/21	dnp	-	-	-	-	-	-	-	-	-	-	-	-	-	-	-	-	-	-
OLD DOMINION	2/5/21		25	9-11	.818	0-1	.000	0-0	.000	2	6	8	7.2	4	2	4	1	0	18	10.4
OLD DOMINION	2/6/21		22	2-6	.333	0-0	.000	1-4	.250	3	5	8	7.3	0	2	1	0	1	5	9.9
RICE	2/20/21		12	0-2	.000	0-1	.000	1-2	.500	1	2	3	6.9	2	0	1	0	0	1	9.1
RICE	2/21/21		7	0-0	.000	0-0	.000	0-0	.000	0	0	0	6.3	2	1	0	0	1	0	8.3
Totals		4	257	45-84	.536	4-16	.250	6-15	.400	24	52	76	6.3	27	8	17	1	14	100	8.3

CAREER HIGHS

POINTS

S:.....18 vs. ODU, 2/5/21

S:.....18 vs. ODU, 2/5/21

FIELD GOALS

S:.....9 vs. ODU, 2/5/21

C:.....9 vs. ODU, 2/5/21

FGA

S:.....16 at Charlotte, 1/9/21

C:.....16 at Charlotte, 1/9/21

3-POINTERS

S:.....2 at #9 Kentucky, 12/9/20

C:.....2 at #9 Kentucky, 12/9/20

3PTA

S:..4 twice, last at Charlotte, 1/9/21

C:..4 twice, last at Charlotte, 1/9/21

FREE THROWS

S:....2 twice, last vs. LA Tech, 1/1/21

C:.....2 (4x) last vs. LA Tech, 1/1/21

FTA

S:.....4 (twice), last vs. ODU, 2/6/21

C:.....4 (3x) last vs. ODU, 2/6/21

REBOUNDS

S:.....14 at Charlotte, 1/9/21

C:.....14 at Charlotte, 1/9/21

ASSISTS

S:.....2 twice, last vs. ODU, 2/6/21

C:.....2 twice, last vs. ODU, 2/6/21

BLOCKS

S:.....1 vs. ODU, 2/5/21

C:.....1 vs. ODU, 2/5/21

STEALS

S:.....3 at #9 Kentucky, 12/9/20

C:3 (2x) last at #9 Kentucky, 12/9/20

MINUTES

S:.....34 vs. LA Tech, 1/1/21

C:.....34 vs. LA Tech, 1/1/21

Games played: 12

Minutes/game: 21.4

Points/game: 8.3

FG Pct: 53.6

3FG Pct: 25.0

FT Pct: 40.0

Rebounds/game: 6.3

Assists/game: 0.7

Turnovers/game: 1.4

Assist/turnover ratio: 0.5

Steals/game: 1.2

Blocks/game: 0.1

Career Superlatives

	Sea.	Car.
10+ Pts:	5	5
20+ Pts:	0	0
5+ Rebs:	7	7
10+ Rebs:	2	2
5+ Asts:	0	0
2+ Blks:	0	0
2+ Stls:	3	4
Double-Double:	2	2



CAREER STATISTICS

			Total		3-Point		F-Throws		Rebounds										Scoring	
Season	gp-gs	min/avg	fg-fga	pct	fg-fga	pct	ft-fa	pct	off	def	tot	avg	pf	fo	ast	to	blk	stl	pts	avg
2019-20	15-0	88/5.9	11-23	.478	1-4	.250	4-10	.400	6	18	24	1.6	18	0	2	7	0	6	27	1.8
2020-21	12-4	257/21.4	45-84	.536	4-16	.250	6-15	.400	24	52	76	6.3	27	0	8	17	1	14	100	8.3
TOTAL	27-4	345/12.8	56-107	.523	5-20	.250	10-25	.400	30	70	100	3.7	45	0	10	24	1	20	127	4.7



24

Kennedi Colclough

6-0 | F | Crofton, Md.
Stetson University

CAREER HIGHS

POINTS

S:.....15 at WKU, 1/17/21
C: ... 25 vs. Trinity Baptist, 11/23/19

FIELD GOALS

S:.....7 at WKU, 1/17/21
C: ... 10 vs. Trinity Baptist, 11/23/19

FGA

S:.....14 at Charlotte, 1/9/21
C: 17 vs. Florida, 11/22/17

3-POINTERS

S:.....2 vs. Rice, 2/21/21
C: 2 (3x) last vs. Rice, 2/21/21

3PTA

S:.....4 vs. Rice, 2/21/21
C:4 twice, last vs. Rice, 2/21/21

FREE THROWS

S:.....2 3x, last vs. ODU, 2/5/21
C: 8 vs. Webber Int., 11/11/16

FTA

S:.....3 twice, last vs. ODU, 2/6/21
C: 12 vs. Webber Int., 11/11/16

REBOUNDS

S: 7 twice, last at Charlotte, 1/9/21
C:13 (2x) last at Jacksonville, 1/18/20

ASSISTS

S:.....3 vs. FIU, 1/23/21
C: ...4 vs. Delaware State, 12/30/17

BLOCKS

S:.....4 vs. Louisiana Tech, 1/1/21
C:4 vs. Louisiana Tech, 1/1/21

STEALS

S:.....1 5x, last vs. Rice, 2/20/21
C 3 vs. Chattanooga, 11/15/17

MINUTES

S:.....33 at Charlotte, 1/9/21
C:40 (2x) last vs. WKU, 12/16/17

Opponent	Date	gs	min	Total		3-Pointers		Free throws		Rebounds				pf	a	t/o	blk	stl	pts	avg
				fg-fga	pct	3fg-fga	pct	ft-fa	pct	off	def	tot	avg							
RADFORD	12/6/20		dnp	-	-	-	-	-	-	-	-	-	-	-	-	-	-	-	-	-
LOUISIANA TECH	1/1/21	*	29	2-6	.333	0-1	.000	0-0	.000	2	2	4	4.0	4	2	3	4	1	4	4.0
LOUISIANA TECH	1/2/21	*	26	4-6	.667	0-0	.000	0-0	.000	1	2	3	3.5	2	2	2	2	0	8	6.0
at Charlotte	01/08/21	*	24	1-6	.167	0-3	.000	2-2	1.000	3	4	7	4.7	5	2	1	0	0	4	5.3
at Charlotte	01/09/21	*	33	4-14	.286	0-3	.000	2-2	1.000	4	3	7	5.3	1	1	0	1	1	10	6.5
WKU	1/14/21	*	18	2-2	1.000	0-0	.000	0-0	.000	0	1	1	4.4	1	0	0	0	1	4	6.0
at Western Ky.	01/17/21	*	25	7-11	.636	1-1	1.000	0-0	.000	0	5	5	4.5	5	2	3	1	1	15	7.5
FIU	1/22/21	*	21	2-4	.500	0-0	.000	0-0	.000	0	0	0	3.9	3	0	2	0	0	4	7.0
FIU	1/23/21	*	21	4-6	.667	0-0	.000	1-3	.333	2	2	4	3.9	2	3	2	0	0	9	7.3
OLD DOMINION	2/5/21	*	25	4-6	.667	0-1	.000	2-2	1.000	1	2	3	3.8	2	1	1	1	0	10	7.6
OLD DOMINION	2/6/21	*	24	1-7	.143	0-0	.000	1-3	.333	1	1	2	3.6	3	1	2	0	0	3	7.1
RICE	2/20/21	*	15	4-7	.571	1-3	.333	1-2	.500	0	1	1	3.4	5	1	1	0	1	10	7.4
RICE	2/21/21	*	28	6-10	.600	2-4	.500	0-1	.000	3	3	6	3.6	2	0	2	0	0	14	7.9
Totals			12	289	41-85	.482	4-16	.250	9-15	.600	17	26	43	3.6	35	15	19	9	95	7.9

Games played: 12
Minutes/game: 24.1
Points/game: 7.9
FG Pct: 48.2
3FG Pct: 25.0
FT Pct: 60.0

Rebounds/game: 3.6
Assists/game: 1.3
Turnovers/game: 1.6
Assist/turnover ratio: 0.8
Steals/game: 0.4
Blocks/game: 0.8

Career Superlatives

	Sea.	Car.
10+ Pts:	5	31
20+ Pts:	0	3
5+ Rebs:	4	33
10+ Rebs:	0	6
5+ Asts:	0	0
2+ Blks:	2	5
2+ Stls:	0	11
Double-Double:	0	6

CAREER STATISTICS (From Stetson University)

	GP	GS	MIN	AVG	FG	FGA	PCT	FG	FGA	PCT	FT	FTA	PCT	OFF	DEF	TOT	AVG	PF	FO	AST	AST/G	T/O	BLK	STL	PTS	AVG
2016-17	30	4	401	13.4	59	109	.541	2	4	.500	24	39	.615	43	51	94	3.1	58	0	15	0.5	24	8	14	144	4.8
2017-18	17	17	564	33.2	87	185	.470	3	16	.188	44	54	.815	36	79	115	6.8	42	2	29	1.7	50	2	14	221	13.0
2018-19	1	0	7	7.0	1	2	.500	0	0	.000	1	2	.500	1	1	2	2.0	1	0	0	0.0	1	0	0	3	3.0
2019-20	23	6	414	18.0	62	133	.466	0	6	.000	29	50	.580	31	69	100	4.3	44	2	18	0.8	41	8	12	153	6.7
Total	71	27	1386	19.5	209	429	.487	5	26	.192	98	145	.676	111	200	311	4.4	145	4	62	0.9	116	18	40	521	7.3

CAREER STATISTICS (From Marshall)

Season	gp-gs	min/avg	Total fg-fga	pct	3-Point fg-fga	pct	F-Throws ft-fa	pct	Rebounds off	def	tot	avg	pf	fo	ast	to	blk	stl	Scoring pts	avg
2020-21	12-12	289/24.1	41-85	.482	4-16	.250	9-15	.600	17	26	43	3.6	35	3	15	19	9	5	95	7.9
TOTAL	12-12	289/24.1	41-85	.482	4-16	.250	9-15	.600	17	26	43	3.6	35	3	15	19	9	5	95	7.9



25 Mahogany Matthews

6-1 | F | York, Pa.

Ole Miss

CAREER HIGHS

POINTS

S:.....5 twice, last vs. Rice, 2/20/21

C:5 twice, last vs. Rice, 2/20/21

FIELD GOALS

S:.....2 3x, last vs. Rice, 2/20/21

C:2 (5x) last vs. Rice, 2/20/21

FGA

S:.....8 at Charlotte, 1/8/21

C:8 at Charlotte, 1/8/21

3-POINTERS

S:.....1 twice, last vs. Rice, 2/20/21

C:1 twice, last vs. Rice, 2/20/21

3PTA

S:.....3 vs. Rice, 2/20/21

C:3 vs. Rice, 2/20/21

FREE THROWS

S:.....3 at #9 Kentucky, 12/9/20

C:3 at #9 Kentucky, 12/9/20

FTA

S:....4 twice, last vs. LA Tech, 1/1/21

C: ..4 twice, last vs. LA Tech, 1/1/21

REBOUNDS

S:.....8 vs. FIU, 1/23/21

C:8 vs. FIU, 1/23/21

ASSISTS

S:.....1 (2x), last vs. FIU, 1/23/21

C:4 vs. North Florida, 12/28/18

BLOCKS

S:.....7 vs. LA Tech, 1/1/21

C:7 vs. LA Tech, 1/1/21

STEALS

S:.....2 at Charlotte, 1/8/21

C: ..2 twice, last at Charlotte, 1/9/21

MINUTES

S:.....25 vs. Louisiana Tech, 1/2/21

C:25 vs. Louisiana Tech, 1/2/21

Opponent	Date	gs	min	Total		3-Pointers		Free throws		Rebounds				pf	a	t/o	blk	stl	pts	avg
				fg-fga	pct	3fg-fga	pct	ft-fa	pct	off	def	tot	avg							
RADFORD	12/6/20	14	14	1-2	.500	0-0	.000	0-0	.000	2	0	2	2.0	4	0	3	2	0	2	2.0
at Kentucky	12/09/20	15	15	1-3	.333	0-0	.000	3-4	.750	1	1	2	2.0	2	0	1	0	0	5	3.5
LOUISIANA TECH	1/1/21	21	21	0-3	.000	0-0	.000	1-4	.250	3	2	5	3.0	5	0	1	7	0	1	2.7
LOUISIANA TECH	1/2/21	25	25	1-2	.500	0-0	.000	0-0	.000	1	3	4	3.3	3	1	3	5	1	2	2.5
at Charlotte	01/08/21	21	21	2-8	.250	0-0	.000	0-0	.000	3	2	5	3.6	2	0	2	2	2	4	2.8
at Charlotte	01/09/21	17	17	0-2	.000	0-2	.000	0-0	.000	1	0	1	3.2	5	0	2	4	0	0	2.3
WKU	1/14/21	15	15	2-7	.286	0-0	.000	0-0	.000	0	0	0	2.7	3	0	0	3	0	4	2.6
at Western Ky.	01/17/21	22	22	0-0	.000	0-0	.000	0-0	.000	4	2	6	3.1	3	0	2	2	0	0	2.3
FIU	1/22/21	12	12	1-3	.333	0-0	.000	0-0	.000	0	1	1	2.9	1	0	1	1	1	2	2.2
FIU	1/23/21	13	13	1-4	.250	0-0	.000	0-1	.000	3	5	8	3.4	4	1	2	2	0	2	2.2
OLD DOMINION	2/5/21	3	3	1-1	1.000	1-1	1.000	0-0	.000	0	0	0	3.1	2	0	0	0	1	3	2.3
OLD DOMINION	2/6/21	10	10	1-2	.500	0-0	.000	1-2	.500	0	0	0	2.8	2	0	0	2	0	3	2.3
RICE	2/20/21	6	6	2-4	.500	1-3	.333	0-2	.000	0	0	0	2.6	0	0	0	2	0	5	2.5
RICE	2/21/21	4	4	0-2	.000	0-1	.000	0-0	.000	0	0	0	2.4	1	0	1	0	0	0	2.4
Totals		0	198	13-43	.302	2-7	.286	5-13	.385	18	16	34	2.4	37	2	18	32	5	33	2.4

Games played: 14

Minutes/game: 14.1

Points/game: 2.4

FG Pct: 30.2

3FG Pct: 28.6

FT Pct: 38.5

Rebounds/game: 2.4

Assists/game: 0.1

Turnovers/game: 1.3

Assist/turnover ratio: 0.1

Steals/game: 0.4

Blocks/game: 2.3

Redshirted the 2019-20 season due to NCAA transfer rules.

Career Superlatives		
	Sea.	Car.
10+ Pts:	0	0
20+ Pts:	0	0
5+ Rebs:	4	6
10+ Rebs:	0	0
5+ Asts:	0	0
2+ Blks:	7	8
2+ Stls:	1	2
Double-Double:	0	0



CAREER STATISTICS (Ole Miss)

	GP	GS	MIN	AVG	FG	FGA	PCT	FG	FGA	PCT	FT	FTA	PCT	OFF	DEF	TOT	AVG	PF	FO	AST	AST/G	T/O	BLK	STL	PTS	AVG
2018-19	22	6	203	9.2	11	32	.344	0	0	.000	1	2	.500	21	21	42	1.9	24	1	6	0.3	13	7	9	23	1.0
Total	22	6	203	9.2	11	32	.344	0	0	.000	1	2	.500	21	21	42	1.9	24	1	6	0.3	13	7	9	23	1.0

CAREER STATISTICS (Marshall)

			Total		3-Point		F-Throws		Rebounds										Scoring	
Season	gp-gs	min/avg	fg-fga	pct	fg-fga	pct	ft-fa	pct	off	def	tot	avg	pf	fo	ast	to	blk	stl	pts	avg
2020-21	14-0	198/14.1	13-43	.302	2-7	.286	5-13	.385	18	16	34	2.4	37	2	2	18	32	5	33	2.4
TOTAL	14-0	198/14.1	13-43	.302	2-7	.286	5-13	.385	18	16	34	2.4	37	2	2	18	32	5	33	2.4



32 Paige Shy

5-10 | G | Huntington, W.Va.
St. Joseph Central Catholic HS

Opponent	Date	gs	min	Total		3-Pointers		Free throws		Rebounds				pf	a	t/o	blk	stl	pts	avg
				fg-fga	pct	3fg-fga	pct	ft-fa	pct	off	def	tot	avg							
RADFORD	12/6/20		dnp	-	-	-	-	-	-	-	-	-	-	-	-	-	-	-	-	-
at Kentucky	12/09/20		11	1-2	.500	0-1	.000	0-0	.000	1	0	1	1.0	2	0	2	0	0	2	2.0
LOUISIANA TECH	1/1/21	*	34	1-8	.125	1-7	.143	1-2	.500	0	2	2	1.5	3	1	2	1	0	4	3.0
LOUISIANA TECH	1/2/21	*	28	3-5	.600	3-5	.600	2-4	.500	0	9	9	4.0	2	3	1	0	1	11	5.7
at Charlotte	01/08/21	*	28	2-5	.400	1-4	.250	0-0	.000	1	2	3	3.8	1	1	4	0	0	5	5.5
at Charlotte	01/09/21	*	32	2-5	.400	2-5	.400	2-2	1.000	1	4	5	4.0	5	0	1	0	1	8	6.0
WKU	1/14/21		17	1-5	.200	1-5	.200	0-0	.000	1	1	2	3.7	3	1	2	0	0	3	5.5
at Western Ky.	01/17/21		10	1-3	.333	1-3	.333	0-0	.000	0	2	2	3.4	0	0	0	0	0	3	5.1
FIU	1/22/21		19	0-5	.000	0-3	.000	2-2	1.000	1	4	5	3.6	2	4	2	0	2	2	4.8
FIU	1/23/21		11	1-3	.333	0-2	.000	0-0	.000	0	2	2	3.4	0	0	1	0	0	2	4.4
OLD DOMINION	2/5/21		22	0-7	.000	0-3	.000	0-0	.000	2	2	4	3.5	1	3	2	0	0	0	4.0
OLD DOMINION	2/6/21		14	1-4	.250	1-3	.333	1-2	.500	0	0	0	3.2	2	1	0	0	0	4	4.0
RICE	2/20/21		13	1-3	.333	1-2	.500	0-0	.000	0	2	2	3.1	2	1	0	0	0	3	3.9
RICE	2/21/21		dnp	-	-	-	-	-	-	-	-	-	-	-	-	-	-	-	-	-
Totals		4	239	14-55	.255	11-43	.256	8-12	.667	7	30	37	3.1	23	15	17	1	4	47	3.9

Games played: 12
Minutes/game: 19.9
Points/game: 3.9
FG Pct: 25.5
3FG Pct: 25.6
FT Pct: 66.7

Rebounds/game: 3.1
Assists/game: 1.3
Turnovers/game: 1.4
Assist/turnover ratio: 0.9
Steals/game: 0.3
Blocks/game: 0.1

CAREER HIGHS

POINTS

S:..... 11 vs. Louisiana Tech, 1/2/21
C: 11 vs. Louisiana Tech, 1/2/21

FIELD GOALS

S:..... 3 vs. Louisiana Tech, 1/2/21
C: 4 vs. North Texas, 2/29/20

FGA

S:..... 8 vs. Louisiana Tech, 1/1/21
C: 9 (2x) last vs. NT, 2/29/20

3-POINTERS

S:..... 3 vs. Louisiana Tech, 1/2/21
C: 3 vs. Louisiana Tech, 1/2/21

3PTA

S:..... 7 vs. Louisiana Tech, 1/1/21
C: 9 at Rutgers, 12/15/19

FREE THROWS

S:..... 2 3x, last vs. FIU, 1/22/21
C: 3 vs. AB, 11/27/19

FTA

S:..... 4 vs. Louisiana Tech, 1/2/21
C: 4 vs. Louisiana Tech, 1/2/21

REBOUNDS

S:..... 9 vs. Louisiana Tech, 1/2/21
C: 9 vs. Louisiana Tech, 1/2/21

ASSISTS

S:..... 4 vs. FIU, 1/22/21
C: 4 vs. FIU, 1/22/21

BLOCKS

S:..... 1 vs. Louisiana Tech, 1/1/21
C: 1 (4x) last vs. La Tech, 1/1/21

STEALS

S:..... 2 vs. FIU, 1/22/21
C: 2 vs. FIU, 1/22/21

MINUTES

S:..... 34 vs. Louisiana Tech, 1/1/21
C: 34 vs. Louisiana Tech, 1/1/21

Career Superlatives

	Sea.	Car.
10+ Pts:	1	2
20+ Pts:	0	0
5+ Rebs:	3	5
10+ Rebs:	0	0
5+ Asts:	0	0
2+ Blks:	0	0
2+ Stls:	1	1
Double-D:	0	0



CAREER STATISTICS

			Total		3-Point		F-Throws		Rebounds										Scoring	
Season	gp-gs	min/avg	fg-fga	pct	fg-fga	pct	ft-fita	pct	off	def	tot	avg	pf	fo	ast	to	blk	stl	pts	avg
2019-20	28-0	322/11.5	27-96	.281	18-77	.234	13-17	.765	16	49	65	2.3	25	0	12	24	3	5	85	3.0
2020-21	12-4	239/19.9	14-55	.255	11-43	.256	8-12	.667	7	30	37	3.1	23	1	15	17	1	4	47	3.9
TOTAL	40-4	561/14.0	41-151	.272	29-120	.242	21-29	.724	23	79	102	2.6	48	1	27	41	4	9	132	3.3



34 Lorelei Roper

6-1 | F/C | Charlotte, N.C.
Carmel Christian HS

CAREER HIGHS

POINTS

S:.....12 twice, last vs. ODU, 2/5/21

C:12 twice, last vs. ODU, 2/5/21

FIELD GOALS

S:.....6 twice, last vs. ODU, 2/5/21

C:6 twice, last vs. ODU, 2/5/21

FGA

S:.....10 vs. FIU, 1/23/21

C:10 vs. FIU, 1/23/21

3-POINTERS

S:.....

C: N/A

3PTA

S:.....

C: 1 at Rice, 1/2/20

FREE THROWS

S:..... 1 (3x), last vs. ODU, 2/5/21

C: 3 at App. State, 11/25/18

FTA

S:..... 6 vs. FIU, 1/23/21

C: 6 vs. FIU, 1/23/21

REBOUNDS

S:.....13 vs. ODU, 2/6/21

C:13 vs. ODU, 2/6/21

ASSISTS

S:.....2 3x, last vs. Rice, 2/21/21

C: 2 (6x) last vs. Rice, 2/21/21

BLOCKS

S:.....4 vs. ODU, 2/5/21

C:4 twice, last vs. ODU, 2/5/21

STEALS

S:.....2 twice, last vs. Rice, 2/21/21

C: 2 (3x), last vs. Rice, 2/21/21

MINUTES

S:.....34 vs. ODU, 2/6/21

C:34 vs. ODU, 2/6/21

Opponent	Date	gs	min	Total		3-Pointers		Free throws		Rebounds				pf	a	t/o	blk	stl	pts	avg	
				fg-fga	pct	3fg-fga	pct	ft-fa	pct	off	def	tot	avg								
RADFORD	12/6/20	*	25	4-6	.667	0-0	.000	1-2	.500	4	4	8	8.0	3	0	1	0	2	9	9.0	
at Kentucky	12/09/20	*	25	2-3	.667	0-0	.000	0-0	.000	0	2	2	5.0	0	1	0	0	0	4	6.5	
LOUISIANA TECH	1/1/21		dnp	-	-	-	-	-	-	-	-	-	-	-	-	-	-	-	-	-	
LOUISIANA TECH	1/2/21		dnp	-	-	-	-	-	-	-	-	-	-	-	-	-	-	-	-	-	
WKU	1/14/21	*	19	3-7	.429	0-0	.000	0-0	.000	0	3	3	4.3	2	0	1	0	1	6	6.3	
at Western Ky.	01/17/21	*	11	0-1	.000	0-0	.000	0-0	.000	1	2	3	4.0	1	2	1	0	0	0	4.8	
FIU	1/22/21	*	13	4-6	.667	0-0	.000	1-6	.167	4	2	6	4.4	3	0	1	1	0	9	5.6	
FIU	1/23/21	*	23	6-10	.600	0-0	.000	0-1	.000	3	5	8	5.0	4	0	1	3	0	12	6.7	
OLD DOMINION	2/5/21	*	28	6-9	.667	0-0	.000	0-0	.000	2	4	6	5.1	1	2	0	4	0	12	7.4	
OLD DOMINION	2/6/21	*	34	4-7	.571	0-0	.000	1-2	.500	2	11	13	6.1	4	1	2	1	0	9	7.6	
RICE	2/20/21	*	20	1-5	.200	0-0	.000	2-2	1.000	3	3	6	6.1	2	1	1	0	0	4	7.2	
RICE	2/21/21	*	28	2-6	.333	0-0	.000	2-2	1.000	3	1	4	5.9	3	2	1	0	2	6	7.1	
Totals			10	226	32-60	.533	0-0	.000	7-15	.467	22	37	59	5.9	23	9	9	9	5	71	7.1

Games played: 10

Minutes/game: 22.6

Points/game: 7.1

FG Pct: 53.3

FT Pct: 46.7

Rebounds/game: 5.9

Assists/game: 0.9

Turnovers/game: 0.9

Assist/turnover ratio: 1.0

Steals/game: 0.5

Blocks/game: 0.9

Career Superlatives

	Sea.	Car.
10+ Pts:	2	3
20+ Pts:	0	0
5+ Rebs:	6	17
10+ Rebs:	1	1
5+ Asts:	0	0
2+ Blks:	2	5
2+ Stls:	2	3
Double-Double:	0	0



CAREER STATISTICS

Season	gp-gs	min/avg	Total		3-Point		F-Throws		Rebounds				Scoring	
			fg-fga	pct	fg-fga	pct	ft-fa	pct	off	def	tot	avg	pts	avg
2018-19	28-1	385/13.8	36-89	.404	0-0	.000	19-41	.463	31	59	90	3.2	63	91 3.3
2019-20	22-3	269/12.2	24-59	.407	0-1	.000	3-13	.231	24	45	69	3.1	28	51 2.3
2020-21	10-10	226/22.6	32-60	.533	0-0	.000	7-15	.467	22	37	59	5.9	23	71 7.1
TOTAL	60-14	880/14.7	92-208	.442	0-1	.000	29-69	.420	77	141	218	3.6	114	213 3.6

TV/RADIO ROSTER



0 KIA SIVILS
G - 5-7 - JR
LOUISVILLE, KY.



1 CHRISTIANA MCLEAN
G - 5-6 - RS-FR
WAKE FOREST, N.C.



2 KRISTEN MAYO
G - 5-5 - SR
GRAYSON, KY.



3 CC MAYS
G - 5-8 - FR
TAMPA, FLA.



4 SAVANNAH WHEELER
G - 5-6 - SO
CATLETTSBURG, KY.



5 SAMANTHA LAFON
F - 6-0 - FR
CHESAPEAKE, OHIO



11 KSENIJA MITRIC
G - 5-8 - FR
BANJA LUKA, BOSNIA &
HERZEGOVINA




20 TAYLOR PEARSON
F - 5-7 - SR
COLUMBUS, OHIO




21 SARAH LIBERATORE
G - 5-10 - FR
GREENSBURG, PA.



23 ALEXIS JOHNSON
F - 5-10 - SO
SOUTHFIELD, MICH.



24 KENNEDI COLCLOUGH
F - 6-0 - GRAD
CROFTON, MD.



25 MAHOGANY MATTHEWS
F - 6-1 - RS-SO
YORK, PA.



30 AARIONNA REDMAN
F/G - 5-10 - FR
PICKERINGTON, OHIO



32 PAIGE SHY
G - 5-10 - SO
HUNTINGTON, W.VA.



34 LORELEI ROPER
F/C - 6-1 - JR
CHARLOTTE, N.C.



TONY KEMPER
HEAD COACH
FOURTH SEASON



ADRIA CRAWFORD
ASSISTANT COACH
THIRD SEASON



LAZAR MILINKOVIC
ASSISTANT COACH
FIFTH SEASON



ELIZABETH BROWN
DBO/ASST. COACH
THIRD SEASON