



2020-21 MARSHALL WOMEN'S BASKETBALL

THE HERD

GAME NOTES

Jason Corriher, Marshall Sports Information | Email: corriher@marshall.edu
O: 304-696-4660 | C: 740-331-1497 | Twitter: @HerdWBB | Website: www.HerdZone.com

GAME INFORMATION

Date/Time: February 20-21, 2021
Site: Huntington, W.Va. (Cam Henderson Center)
Live Stats: HerdZone.com - SIDEARM
Live Video: CUSA.tv
Marshall Radio: 88.1 WMUL-FM,
www.marshall.edu/wmul
Twitter Updates: @HerdWBB
Series: 16th and 17th all-time meetings (Rice up 10-5)
Last Meeting: January 2, 2020 - Rice won 81-43

SCHEDULE

DATE	OPPONENT	TIME
Dec. 1	MORGAN STATE	Canceled
6	RADFORD	W, 68-59
9	at #9 Kentucky	L, 79-45
13	at St. Bonaventure	Canceled
17	MOREHEAD STATE	Canceled
Jan. 1	LOUISIANA TECH *	L, 61-51 (OT)
2	LOUISIANA TECH *	W, 61-57
8	at Charlotte *	L, 75-54
9	at Charlotte *	L, 65-56 (OT)
14	WKU *	W, 81-54
17	at WKU *	L, 69-60
22	FIU *	L, 75-60
23	FIU *	W, 65-56
29	at Florida Atlantic *	Postponed
30	at Florida Atlantic *	Postponed
Feb. 5	OLD DOMINION *	L, 80-70
6	OLD DOMINION *	W, 73-68 (OT)
12	at Middle Tennessee *	Postponed
13	at Middle Tennessee *	Postponed
20	RICE *	1 p.m.
21	RICE *	12 p.m.
26	at North Texas *	7:30 p.m.
27	at North Texas *	4:30 p.m.
4	at Middle Tennessee *	7 p.m.
5	at Middle Tennessee *	7 p.m.

March 6-7 Open dates for rescheduling if necessary
March 10-13 Conference USA Tournament Frisco, Texas

All times Eastern. Game times & dates are subject to change.

Home games **CAPS & GREEN**

* - Conference game

\$ - Conference USA Championship (Frisco, Texas)

THE TEAMS

2020-21 Conference USA Action



Marshall
Thundering Herd
5-7, 4-6

CATEGORY LEADERS
Scoring/Game
Savannah Wheeler, 18.0
Rebounds/Game
Alexis Johnson, 7.3
Assists/Game
Ksenija Mitric, 3.0

HEAD COACH
Tony Kemper (4th season)
Overall: 44-59
at School: Same




Rice
Owls
12-1, 8-0

CATEGORY LEADERS
Scoring/Game
Nancy Mulkey, 16.6
Rebounds/Game
Nancy Mulkey, 7.7
Assists/Game
Jasmine Smith, 4.3

HEAD COACH
Tina Langley (6th season)
Overall: 115-58
at School: Same

PROBABLE STARTERS



#24 Kennedi Colclough
6'0" - GR - Forward

2020-21
10 GP, 10 GS
7.1 ppg, 3.6 rpg
1.4 apg, 0.4 spg



#2 Kristen Mayo
5'5" - SR - Guard

2020-21
6 GP, 6 GS
9.5 ppg, 3.6 rpg
2.7 apg, 2.0 spg




#20 Taylor Pearson
5'8" - SR - Forward

2020-21
10 GP, 10 GS
8.2 ppg, 3.9 rpg
2.2 apg



#4 Savannah Wheeler
5'6" - SO - Guard

2020-21
12 GP, 12 GS
18.0 ppg, 3.9 rpg
2.6 apg, 1.0 spg



#34 Lorelei Roper
6'1" - JR - F/C

2020-21
8 GP, 8 GS
7.6 ppg, 6.1 rpg
59.2 FG%

MARSHALL WOMEN'S BASKETBALL

2020-21 ROSTER

NUMERICAL

NO.	NAME	HT.	POS.	YR.	HOMETOWN (LAST SCHOOL)
0	Kia Sivils	5-7	G	JR	Louisville, Ky. (Sacred Heart HS)
1	Christiana McLean	5-6	G	RS FR	Wake Forest, N.C. (Heritage HS)
2	Kristen Mayo	5-5	G	SR	Grayson, Ky. (East Carter HS)
3	CC Mays	5-8	G	FR	Tampa, Fla. (Seffner Christian Academy)
4	Savannah Wheeler	5-6	G	SO	Catlettsburg, Ky. (Boyd County HS)
5	Samantha LaFon	6-0	F	FR	Chesapeake, Ohio (Ironton HS)
11	Ksenija Mitric	5-8	G	FR	Banja Luka, Bosnia & Herzegovina (Celje BC)
20	Taylor Pearson	5-7	F	SR	Columbus, Ohio (Northland HS)
21	Sarah Liberatore	5-10	G	FR	Greensburg, Pa. (Hempfield Area HS)
23	Alexis Johnson	5-10	F	SO	Southfield, Mich. (Southfield HS for Arts & Tech.)
24	Kennedi Colclough	6-0	F	GRAD	Crofton, Md. (Stetson University)
25	Mahogany Matthews	6-1	F	RS SO	York, Pa. (Ole Miss)
30	Aarionna Redman*	5-10	F/G	FR	Pickerington, Ohio (Pickerington Central)
32	Paige Shy	5-10	G	SO	Huntington, W.Va. (St. Joseph Catholic HS)
34	Lorelei Roper	6-1	F/C	JR	Charlotte, N.C. (Carmel Christian HS)

* - Will miss 2020-21 season due to injury.

Coaching Staff

Head Coach: Tony Kemper – 4th season (9th with the team)
 Assistant Coach: Adria Crawford – 3rd season
 Assistant Coach: Lazar Milinkovic – 5th season (7th with team)
 Assistant Coach/Director of Operations: Elizabeth Brown – 3rd season
 Video Coordinator - Janko Popovic - 1st season
 Graduate Manager - Maggie Stanley - 3rd season

PROUNUNCIATION GUIDE

Kia Sivils	Key-uh Sivils (sounds like civils)
Christiana McLean	Chris-che-ahn-uh Muh-Clain
Ksenija Mitric	Ksen-ee-uh Me-trich (say K in first name quickly & softly)
hometown	Bahn-ya Luke-ah
basketball club	Cell-yee
Sarah Liberatore	Lib-er-tor-ee
Kennedi Colclough	Cole-Claw
Aarionna Redman	Air-ee-ahn-uh
Lorelei Roper	Lore-UH-lie

Staff

Adria Crawford	UH-dree-uh
Lazar Milinkovic	Luh-Zar Mill-ink-o-vitch
Janko Popvic	Yanko Pop-o-vitch



GENERAL INFORMATION

Name	Marshall University
Founded	1837
Location	Huntington, W.Va.
Enrollment	13,324
Nickname	Thundering Herd
Colors	Kelly Green & White
Conference	Conference USA
Home	Cam Henderson Center/9,048
President	Dr. Jerry A. Gilbert (Duke)
Director of Athletics	Mike Hamrick (Marshall '80)

COACHING STAFF

Head Coach	Tony Kemper (Fort Hays '01)
Career record (seasons)	44-59 (4th)
Record at Marshall (seasons)	44-59 (4th)
Conference USA record	24-36
Assistant Coach	Adria Crawford
Assistant Coach	Lazar Milinkovic
Director of Operations	Elizabeth Brown
Video Coordinator	Janko Popovic
Team Manager	Maggie Stanley

TEAM INFORMATION

2019-20 Record	13-17
2019-20 Conference USA Record/Finish	7-11/8th
Starters Returning/Lost	3/2
Letterwinners Returning/Lost	7/5
Newcomers	7

PROGRAM HISTORY

First Year of Basketball	1969
Overall Record	696-725
Conference Championships	1 ('97/SoCon)
Regular Season Championships	5 ('85, '86, '87, '88, '89/SoCon)
NCAA Tournament Appearances	1 ('97, L, 69-49 vs. Colorado College)
Women's Basketball Invitational - 2	2015, 1-1, W, 81-79 vs. NKU & L, 71-73 vs. Mercer
2019, 1-1, W, 67-64 at Davidson & L, 83-71 at App. St.	
Women's NIT Appearances	1 ('16, L, 76-68 at Ohio)


SPORTS INFORMATION

Asst. AD/Media Relations	Jason Corriher (NC State '00)
Office	(304) 696-4660
E-Mail	corriher@marshall.edu
Associate SID/WBB	Scott Hall (Marshall '08)
Office	(304) 696-4662
Cell	(540) 539-2032
E-Mail	hall133@marshall.edu
Sports Information Fax	(304) 696-2325
Press Row Phone	(304) 696-3303 or 7061
Mailing Address	Marshall University Sports Information
	P.O. Box 1360
	Huntington, WV 25715
Overnight Address	Cam Henderson Center, Room 2036
	1801 3rd Avenue
	Huntington, WV 25703
Official Athletics Website	www.Herdzone.com
Twitter	@HerdZone, @HerdWBB
Instagram	@HerdWBB
Facebook	Marshall Athletics,
	Marshall University Basketball

CONFERENCE USA

Phone	214-774-1300
Website	ConferenceUSA.com
Mailing Address	5201 N. O'Connor Blvd.
	Suite 300
	Irving, TX 75039
Director, Media Relations	Cassie Logan
E-mail	clogan@c-usa.org

MARSHALL WOMEN'S BASKETBALL BROADCAST TALKING POINTS



#0 Kia Sivils, Jr., G, Louisville, Ky.
 - 66 career games with 9 starts, 219 career pts.
 - Started 2020-21 opener vs. Radford, played 31 min. & three assists.
 - Saw increase in minutes per game from 20.4 freshman year to 22.7 as a sophomore.
 - Earned 1st career start in 2019-20 season-opener vs. Kentucky Christian, scored seven pts & had four rebs.
 - Scored a career-high 16 points on 7-of-7 shooting, including 2-of-2 from 3, at North Texas (1/4/20).
 - Tied career-best 16 points vs. Old Dominion (2/22/20) with career-high 3-for-3 from beyond the arc.
 - Set career-high of 5 assists at Evansville (11/24/19) & again at Southern Miss (2/6/20).



#2 Kristen Mayo, Sr., G, Grayson, Ky.
 - Senior leader has 92 starts. Only returner to start every game of 2019-20.
 - 18 pts. on 7-11 FGs w/ 5 rebs. & 4 ast. 1/14 vs. WKU
 - Has recorded at least 1 steal in 10 straight games.
 - Career-best 31.0 mpg in 2019-20.
 - 824 career points, career-high 327 (10.9 ppg) in '19-20.
 - Scored in double figures in 18 contests last season.
 - Netted career-high 22 points vs. Southern Miss (3/11/20) in 1st round, OT win, the day before the remainder of the C-USA Tourn. & season was canceled.
 - Shot 6-of-6 from three vs. Coppin State (12/1/18).



#4 Savannah Wheeler, So., G, Catlettsburg, Ky.
 - Set new career-high with 35 pts. vs. ODU (2/6)
 - 42 career games, 29 starts, 619 pts (14.7 ppg).
 - Led Herd in scoring with 403 & 13.4 ppg in 2019-20.
 - Highest scoring average by a MU freshman since Sikeetha Shepard-Hall's 15.0 ppg in 2002-03 (361 pts in 24 games) & highest pts total by a freshman since Kristina Behnfeldt (438) in 1995-96. Both in MU Hall of Fame.
 - Started career with 18 pts vs. KCU & then 19 vs. Norfolk State, named C-USA Freshman of the Week.
 - Recorded back-to-back 20+ pt games vs. FIU (22) and FAU (25), named C-USA Freshman of the Week again.
 - Only freshman nationally ranked in 2019-20 in top 40 for FTM (T37th - 130) & FT% (40th - 83.9).


2019-20 All-Freshman Team
 2020-21 Preseason All-C-USA




#11 Ksenija Mitric, Fr, G, Banja Luka, Bosnia & Herzegovina
 - Played 22 min. vs. Radford (12/6) scored 8 pts & had 3 assists.
 - Helped lead Celje Basketball Club to the Slovenian championship in the U17 & U19 divisions in 2018 and runner-up finish in 2019.
 - Avg. 15+ points per game during those 2 seasons.
 - Helped lead team to the Women's Adriatic Basketball Association (WABA) title in 2017.
 - Played for Bosnia and Herzegovina national team leading in scoring (10.3) and assists (3.1) at the FIBA U16 Women's European Championship in 2016.
 - Led team in scoring in U18 division in 2017 (11.1) & in 2018 (10.1).



#21 Sarah Liberatore, Fr., G, Greensburg, Pa.
 - Has seen action in nine games this season.
 - Finished prep career with 1,125 points.
 - Senior year averaged 19.7 ppg, 7.2 rpg, 5.3 assists & 2.1 steals.
 - Two-time Big 56 First Team selection, four-time Big 56 All-Section, two-time Tribune Review Terrific 10 All-Star, Post Gazette Top 5 in class 6A.
 - Two-time US Jr. National Champion & was ranked #25 in Pennsylvania. Two-time Team MVP and Captain.
 - Selected for PA vs. Maryland game, Roundball Classic, PBC Roundball Classic top 20 in Western Pennsylvania.
 - Very athletic family. Dad played baseball at Bowling Green & mom swam at John Carroll U. among others.



#24 Kennedi Colclough, Gr., F, Crofton, Md.
 - Started all 10 games since entering the lineup.
 - Transfer from Stetson.
 - Played 30 games, 4 starts as a freshman with 4.8 ppg.
 - Playing very well in sophomore season with 13.0 ppg through 17 games before season-ending injury.
 - Played in 2018-19 opener before another injury ended her season.
 - Played in 23 games in 2019-20 with 6.7 ppg.
 - Scored career-high 25 pts vs. Trinity Baptist (11/23/19).
 - Has 6 career double-doubles including 23 pts & 13 boards in win over Florida (11/22/17).
 - Father LaVorn played WR for Marshall (1995-98).



#1 Christiana McLean, R-Fr., G, Wake Forest, N.C.
 - Has yet to play in 2020-21, dealing with injury.
 - Redshirted her freshman season 2019-20.
 - Graduated from Heritage High School.
 - Avg. 14 pts, 5 rebs. & 3 assists per game senior year.
 - Attended Northside Christian Academy as a freshman & was named a Select 60 Best Offensive Player.
 - Attended Carmel Christian HS as a sophomore & was named at South Carolina Season's Finest Basketball Player and a Big5 Top Performer.
 - Queen City All-Tournament team selection.
 - Won the John Wall Championship.
 - Honored as All-Conference & All-District.
 - Also lettered in soccer.



#3 CC Mays, Fr., G, Tampa, Fla.
 - First double-double came at Charlotte (11p, 13r) on 1/9
 - Started 1st career game vs. Radford (12/6), played 26 min., had 5 rebs. & scored 4 pts.
 - Started at #9 UK and had career-high 6 points, was 3-of-4 from the line (12/9).
 - As a freshman was named All-County First Team & nominated for Tampa Bay Times Home Team Hot Shot.
 - Tallied Carrollwood's 1st ever quadruple-double with 10 pts, 11 rebs., 14 ast., & 12 steals in win vs. Middleton.
 - Member of state runners-up at Carrollwood both years.
 - Named All-County 2nd team & listed in the Tampa Bay Times Home Team 25 girl's players to watch as soph.

#5 Samantha LaFon, Fr., F, Chesapeake, Ohio
 - Early enrollee for the Herd after signing National Letter of Intent on Nov. 13, 2020.
 - Successful prep career at Ironton High School.
 - Averaged 14 points and nearly 11 rebounds per game this past season.
 - Ranked 12th in the state of Ohio in 2019-20 in field goal percentage hitting on 57 percent of shots.
 - Over last two years honored as First Team All-District, two-time First Team All-Conference, All-State Special Mention and was the league's leading rebounder.




#20 Taylor Pearson, Sr., F, Columbus, Ohio
 - Averaged 13 points in the split with Louisiana Tech.
 - Senior leader has missed just two games in career, 97 games played with 66 starts. Started 28-of-30 in 2019-20.
 - Has seen minutes increase every year, 19.7 freshman, 24.7 sophomore & 31.9 senior.
 - 2nd on team in scoring with 11.1 ppg in 2019-20.
 - Averaged 5+ rebs. per game for the 2nd time in 2019-20 with 5.2 per game.
 - Led team & was 3rd in C-USA in 3PT FG percentage with 39.6. Also 8th in league with 53 made 3's.
 - Tallied 1st 2 career games with 20+ points, 21 at Southern Miss (2/6/20) including 6-of-9 from 3, & then career-high 24 at WKU (2/20/20) 10-of-15 from field.



#23 Alexis Johnson, So., F, Southfield, Mich.
 - Career-high 18 pts. vs. ODU (2/5).
 - Had second double-double (11p, 14r) at Charlotte on 1/9.
 - Big day in opener vs. Radford (12/6) with 21 min. 12 pts, on 6-of-11 shooting & 9 rebs.
 - Appeared in 15 games averaging 5.9 minutes per contest with 27 pts, 24 rebounds & 6 steals in 2019-20.
 - Had 2019-20 best game vs. Alderson Broaddus with 15 min., 9 pts and 6 boards.
 - Attended Southfield HS for the Arts and Technology.
 - Avg. 23.9 ppg, 8.0 rpg and 3.0 spg during senior season.
 - Led her team in scoring and rebounding all 4 years.
 - Reached 1,000-pt plateau during junior year.



#25 Mahogany Matthews, R-So., F, York, Pa.
 - Second in the league in blocks (2.5 per game)
 - Averaged 6 blocks in Louisiana Tech series split (1/1-2).
 - Played 14 min. off bench vs. Radford (12/6/20) blocked 2 shots, scored 2 pts. & had 2 rebs.
 - 15 min at #9 UK & career-high 5 pts, 3-of-4 FT.
 - Sat out 2019-20 due to NCAA transfer rules after spending 2018-19 at Ole Miss.
 - 22 games, 6 starts with Rebels, Avg. 9.2 min per game.
 - Career-high 6 boards vs. Florida (3/6/19).
 - 3-star recruit by ESPN coming out of Hoke Country HS with a grade of 88 & 45th best forward nationally.



#30 Aarionna Redman, Fr., F/G, Pickerington, Ohio

- Will miss the 2020-21 season with a knee injury.
- Helped lead Pickerington Central to a state title as a sophomore & runner-up finishes junior & senior years.
- Helped lead team to three Ohio Capital Conference and district titles as well as 2 regional appearances.
- As a senior was named honorable mention Division I All-Central District and to the OCC's District II second team.
- Competed in shot put as well.
- From same home town as former Marshall men's golfer & 2018 MU Men's Athlete of the Year Alex Weiss.



#34 Lorelei Roper, Jr., F/C, Charlotte, N.C.

- Career day vs. FIU (1/23) with 12 pts., 8 rbs., 3 blks
- Career-high 13 rebounds against ODU (2/6).
- 58 career games with 12 starts.
- Has 15 career games with 5+ rebounds.
- Tallied 35 career blocks.
- Made 2019-20 debut vs. Alderson Broaddus (11/27) scoring 10 pts & 5 rbs after working way back from knee injury at end of freshman season.
- Started against FAU (2/1), UTSA (2/13) & at FIU (3/5) last season. Played career-high 28 min. against FAU & FIU
- Career-high 10 boards vs. UTSA.
- Two-time C-USA Commissioner's Honor Roll.



Head Coach Tony Kemper - 4th Season/9th overall

- Became HC in March of 2017. Current record of 44-59. Was an assistant coach for 5 years under previous HC Matt Daniel.
- 2019 recruiting class ranked in the top 60 nationally.
- Herd had 8-win improvement in 2018-19 and 7-win improvement in C-USA action last season.
- MU picked to finish 13th in 2018-19 and finished 6th and led MU to WBI.
- Helped mentor Shayna Gore who became 3rd played in program history with over 2,000 career points.
- Spent 3 years as assistant at Central Arkansas under Matt Daniel as well.
- Attended Fort Hays State.



Assistant Coach Adria Crawford - 3rd Season

- Named Co-Recruiting Coordinator in August (2019) after helping secure top 60 ranked recruiting class.
- Helped lead Herd through 8-win improvement in her first season with program in 2018-19.
- Her work with post players has seen great improvement with great play.
- Named a WBCA 30 Under 30 honoree in 2018.
- Spent 4 yrs as assistant at College of Charleston. Also spent time as assistant at Longwood.
- Starred for Georgetown (2008-12) as a player & member of winningest class in program history, 96 wins. Ended career in top 15 in career rebounds (646), blocked shots (61) and steals (174).



#32 Paige Shy, So., G, Huntington, W.Va.

- Nearly had first double-double (11 p, 9r) vs. Louisiana Tech on 1/2.
- Did not play vs. Radford (12/6).
- 1st action of 2020-21 at #9 UK & scored 2 pts.
- Appeared in 28 games coming off the bench.
- Averaged 11.5 minutes per contest.
- Totaled 85 points (3.0) and 65 rebounds (2.3).
- Made collegiate debut against Norfolk State (11/9/19).
- 9 pts & 8 boards vs. Alderson Broaddus (11/27/19).
- Netted (then)-career-high 10 points and had 5 rebounds vs. North Texas (2/29/20).
- Played a season-best 24 minutes at ODU (1/18/20).



Assistant Coach Lazar Milinkovic - 5th Season

- Named Co-Recruiting Coordinator in August (2019) after helping to secure top 60 ranked recruiting class.
- Worked with backcourt tandem of seniors Shayna Gore and Taylor Porter in 2018-19. Gore led team with 20.1 ppg and Porter set school record with 10 three-pointers in Senior Day win over FIU.
- Served as grad assistant for Herd in 2012-14.
- Was assistant coach for Morehead State for two seasons and then came back to Marshall.
- At Morehead State mentored Almesha Jones who finished as program leader in assists and 2nd in steals.
- Worked as an assistant with St. Joseph Prep School boys team and coached Andrew Wiggins.



DBO/Assistant Coach Elizabeth Brown

- Enters 3rd season with program.
- Was a member of coaching staff at New Haven for one year prior to coming to Marshall.
- Starred for Richmond University for 4 years.
- Appeared in 110 games for Spiders. Ended career with 645 pts, 524 rbs. and 119 blocks.
- 5th all-time in career blocks and 48 as a sophomore good for 2nd-most in team history.
- Named to Atlantic 10's 2011-12 All-Rookie Team.
- Played professionally for Barmer TV in the German Bundesliga, averaged 10 pts and 9 rbs per game.
- Earned master's degree in sport management at New Haven in Dec. of 2018.

HERD NOTES

Last Time Out: Marshall 73, Old Dominion 68 (2/6/21)

Marshall's Savannah Wheeler rocked visiting Old Dominion for a career-high 35 points as the Thundering Herd's women's basketball team won 73-68 in overtime Saturday afternoon at the Cam Henderson Center.

Marshall moved to 5-7 overall and 4-6 in Conference USA, while the Monarchs fell to 6-6 and 3-5 in the league.

Wheeler's point total came with a career-best 15 free throws in 43 minutes. Lorelei Roper snared a career-high 13 rebounds and CC Mays had a career-high four steals.

Old Dominion, who finished with just five available players after dressing eight, received 23 points from Aziah Hudson (8-for-13 from the field, 4-for-6 on 3-pointers). Dejah Carter (7-for-9 shooting) added a double-double of 17 points and 11 boards. Victoria Morris, who burned the Herd for 21 points Friday evening, was held to just six before fouling out at the 1:57 mark of the fourth quarter.

Both teams were again shorthanded. ODU's Amari Young (15.1 points, 9.3 rebounds) and Ajah Wayne (14.0 points, 9.3 rebounds) did not make the trip to Huntington.

Marshall was without starting shooting guard Kristen Mayo (9.5 points) and top reserve Kia Silvils (23.0 minutes per game) as well.

Neither team led by more than six in the first half. ODU took a 34-29 advantage into the locker room.

Marshall looked like it would grab control in the third quarter when it put together a 9-0 run to lead 45-37 at the 5:11 mark. The Monarchs, though, battled back and knotted the game at 51-apiece on a Maggie Robinson layup with 1:26 left.

Just 16 total points were scored in the fourth quarter and ODU reserve Mackenzie Smith scored the last two on a layup with 12 seconds remaining to tie the game at 60.

Marshall nearly won the game in regulation after Wheeler connected on a floater from just outside the lane with two seconds left, but the basket was nullified after she was called for a charging foul. ODU's Hudson, then, had a look at a game-winning triple from the corner, but couldn't get it to go.

The Monarchs' Lanay Wheaton fouled out with 3:09 to go in overtime and that left the visitors with just five players. However, that didn't stop ODU from taking a 67-66 lead on a Carter jumper with 1:49 left.

Fortunately for Marshall, Wheeler came right back down the floor and buried a 3-pointer from the left wing to give the Herd a lead it wouldn't relinquish. She also helped the cause by going 4-for-4 from the charity stripe in the final 52 seconds.

ODU had 34 points in the paint to Marshall's 22.

Neither team shot well from the free throw line. Marshall went 23-for-38 for 60.5 percent, while ODU cashed in just 13 of 22 opportunities (59.1 percent).

Dealing the Rejection

Mahogany Matthews rejected two shots against ODU on February 6 and is now second in Conference USA at 2.5 per game. That average is also 22nd nationally. As a team, the Herd is second in the conference at 4.8 per game and that is good for 36th in the nation.

Defensive Intensity

It isn't just the block category where the Thundering Herd has showcased its defensive prowess. Marshall is fourth in C-USA in scoring

defense (66.4).

Career-Highs

There were numerous career highs set during the Old Dominion weekend. They were as follows:

Alexis Johnson: 18 points, one block on February 5
CC Mays: 39 minutes, four steals on February 6
Savannah Wheeler: 35 points, 15 free throws made on February 6
Lorelei Roper: 13 rebounds, 34 minutes on February 6

Snapped!

The win over WKU was Marshall's first against the Tops anywhere but the 2016 Conference USA Tournament. Coming into the game, WKU held a 14-1 lead in the all-time series between the two schools.

Roster Addition

Marshall added another newcomer in freshman Samantha LaFon, who was signed as part of the 2021-22 recruiting class. LaFon has opted for early enrollment and is eligible to play right away for Marshall. LaFon had a successful prep career at Ironton High School averaging 14 points and nearly 11 boards per game this past season. She also ranked 12th in the state of Ohio for field goal percentage hitting 57 percent of her shots last year.

Blocked Shot Streak Ends

On the road at No. 9 Kentucky, Marshall did not record a blocked shot for the first time in 36 games. Feb. 16, 2019 at Middle Tennessee was the last time the Herd failed to tally a swat. Marshall went through the final six games of the 2018-19 season, the entire 2019-20 season (30 games) and then the 2020-21 season-opener versus Radford. The Herd totaled 134 swats, an average of 3.72 per game. Marshall was tied for 77th in the NCAA and ranked second in Conference USA in 2019-20 averaging 4.0 rejections per contest.

The Herd more than made up for the performance in Kentucky, however, swatting a total of 21 shots in the series split with Louisiana Tech.

What a Start for Alexis Johnson

Sophomore Alexis Johnson has had quite an impact for Marshall coming off the bench. Appearing in 15 games last season and scoring just 27 points, Johnson surpassed that points total in just two games to begin the 2020-21 season with 28. She started with a career-day in the opener against Radford with 12 points and nine rebounds. Johnson kept it going with 16 points at No. 9 Kentucky to lead the Herd and added three steals. Then she posted her first double-double with 16 points and 11 rebounds against Louisiana Tech on January 1.

Getting Back Out on the Court Part I

It felt like a long time coming for the Thundering Herd to compete on the hardwood after its final game of the 2019-20 season. Marshall defeated Southern Miss, 71-67, in overtime in the first round of the Conference USA Tournament. The Herd, as the No. 8 seed, was all set to take on top-seeded Rice in the second round when the rest of the conference tournament, as well as the remainder of collegiate sports, was canceled on March 12th due to the COVID-19 pandemic. Finally, after working through everything off the court, with schedule changes and even the first game against Morgan State (Dec. 1) being canceled, Marshall will step back on the floor at the Cam Henderson Center against Radford (Dec. 6).

Getting Back Out on the Court Part II

Unfortunately for the Herd following its meeting at #9 Kentucky, Marshall had its next two games canceled due to COVID-related issues. The Thundering Herd lost out on contests at St. Bonaventure (Dec. 13) and at home against regional rival Morehead State (Dec. 17).

Different League Schedule

In an effort to try and help against the spread of COVID-19 as much as possible, Conference USA announced major changes to its league schedule for the 2020-21 season. Each team will host four opponents and travel to four locations for a two-game series in back-to-back days. The teams will still have one home-and-home with a rival. The C-USA Tournament is set for March 10-13 back at The Star in Frisco, Texas. The top 12 finishers in the regular season will make the trip to the postseason.

Different League Setup

On Wednesday, Dec. 30, Conference USA announced that the league will be switching to East and West Divisions in both men's and women's basketball. C-USA will crown divisional champions at the end of conference play in March. Standings will be based on overall conference winning percentage. In addition, divisional seeding will be utilized for the C-USA Championships. A cross-divisional bracket will be used to determine first-round matchups.

East Division: Charlotte, FIU, Florida Atlantic, Marshall, Middle Ten-

nessee, Old Dominion, and WKU

West Division: Louisiana Tech, North Texas, Rice, Southern Miss, UAB, UTEP, UTSA

Games Already Being Affected (Updated February 4)

Several games across Conference USA have already been affected by COVID-19 with games being canceled or postponed.

No. 5 Louisville at Middle Tennessee – original date Nov. 25

Alabama A&M at Southern Miss – Nov. 27

Southeastern Louisiana at Southern Miss – Nov. 28

Vanderbilt at Middle Tennessee – Nov. 29

Stetson at FIU – Nov. 29

Tennessee Tech at UAB – Nov. 29

Morgan State at Marshall – Dec. 1

Rice at UT-Arlington – Dec. 2

Sam Houston State at UTEP – Dec. 5

McNeese at Southern Miss – Dec. 5

Nicholls at Southern Miss – Dec. 8

Dayton at Charlotte – Dec. 10

North Dakota at Old Dominion – Dec. 11

Texas Southern at Rice – Dec. 11

Mississippi State at Southern Miss – Dec. 12

Marshall at St. Bonaventure – Dec. 13

Incarinate Word at UTSA – Dec. 13

Pine Bluff at Louisiana Tech – Dec. 15

Davidson at Charlotte – Dec. 15

Southern Miss at Alabama – Dec. 17

Morehead State at Marshall – Dec. 17

Prairie View A&M vs. North Texas – Dec. 19

Old Dominion at Drexel (postponed) – Dec. 20

Samford at WKU – Dec. 21

Tennessee State at UAB – Dec. 22

Old Dominion at Delaware State – Dec. 29

Charlotte at WKU (postponed) – Jan. 1 & 2

UAB at Rice (postponed) – Jan. 22 & 23

Florida Atlantic at Charlotte (postponed) – Jan. 22 & 23

Old Dominion at North Texas (postponed) – Jan. 22 & 23

Rice at North Texas – Jan. 28

Marshall at Florida Atlantic – Jan. 29 & 30

WKU at Old Dominion – Jan. 29 & 30

Charlotte at FIU – Jan. 29 & 30

North Texas at Rice – Jan. 30

Rice at Southern Miss – Feb. 5 & 6

Wheeler Named Preseason All-Conference

After having one of the best rookie seasons in recent Herd history, and being named to the 2019-20 Conference USA All-Freshman team, Savannah Wheeler was honored as a Preseason All-Conference selection as voted on by the league coaches. Wheeler led the Herd with 403 points and 13.4 ppg. Her per game scoring average was the best by a Marshall freshman since Sikeetha Shepard-Hall put up 15 a game in 2002-03. Shepard-Hall played 24 games that season and totaled 361 points. Wheeler's 403 points was the highest point total by a Herd freshman since Kristina Behnfeldt netted 438 in 1995-96. Both Shepard-Hall and Behnfeldt are in the Marshall Athletics Hall of Fame. Wheeler was twice named Conference USA Freshman of the Week with the first coming after her collegiate debut. The youngster lit up Kentucky Christian for 18 points on 6-of-9 shooting and grabbed four steals. Wheeler then tallied 19 points, including hitting five three-pointers, against Norfolk State. Her second weekly honor came after two 20+ point efforts with 22 versus FIU and then 25 against Florida Atlantic. The 5-6 guard was very adept at finishing around the rim and drawing fouls as Wheeler was also the only freshman to be ranked nationally in the top 40 for both made free throws (tied for 37th with 130) and free throw percentage (40th - 83.9). Along with scoring and shooting from the line, Wheeler also led the Herd in assists (83) and steals (41).

Returning Scorers

Marshall returns its top three scorers from the 2019-20 season in sophomore Savannah Wheeler (13.4 ppg), and seniors Taylor Pearson (11.1 ppg) and Kristen Mayo (10.9 ppg). For Mayo and Pearson, the pair stepped up in their junior campaigns scoring in double-digits for the first time in their careers. Pearson saw a dramatic improvement in her three-point shot. After hitting just 11-of-59 (18.6 %) in 2018-19, she hit 53-of-134 (39.6 %) to lead the team. Pearson ranked eighth in Conference USA in made three-pointers and third in three-point field goal percentage. Mayo continued to be a steady presence on the court and increased her scoring output from 7.3 as a sophomore up to 10.9 last year, capping the season with a career-high 22 points in the overtime win against Southern Miss. Mayo did not miss a game through her first three years and played a career-high 31.0 minutes per game in 2019-20.

THE OPPONENT - RICE

Scouting the Owls

Rice has the league's best record at 12-1 overall and 8-0 in Conference USA play. The lone loss came on the road at then No. 10 Texas A&M by the score of 57-53. The Owls then had three consecutive league series postponed against UAB, North Texas and Southern Miss.

Nancy Mulkey, Rice's 6'9" center, leads the Owls with 16.6 points, 7.7 rebounds and 3.4 blocks (best in the league) per contest. The Cypress, Texas native is an All-America candidate, up for numerous national awards this season and makes a conference-high 62.2 percent from the floor. Jasmine Smith leads the way in assists at 4.3 per game and steals at 1.4, a mark she shares with Sydne Wiggins. Katelyn Crosthwait has made a team-high 20 3-pointers.

The Owls lead the conference in scoring defense (57.9), scoring margin (+13.4), field goal percentage (48.8), field goal percentage defense (34.0), 3-point percentage (39.8), 3-point percentage defense (25.4), rebounding margin (+5.9), blocks (4.9) and assists (17.9). However, Rice is last in turnover margin (-4.8) and offensive rebounds per game (10.2).

THE SERIES

16th and 17th meetings - Rice leads 10-5

Year	Day	Winner	Score
05-06	(J13)	MAR	75-64*
06-07	(J11)	RICE	83-79
07-08	(F28)	RICE	68-64
08-09	(F28)	MAR	61-51*
09-10	(J15)	RICE	63-61
10-11	(J13)	RICE	52-39
11-12	(F2)	MAR	65-57*
12-13	(F24)	RICE	71-61 ot
13-14	(J18)	RICE	74-68 ot
14-15	(F5)	MAR	72-69
15-16	(J16)	MAR	81-52*
16-17	(M2)	RICE	84-74
17-18	(F22)	RICE	87-44
18-19	(F9)	RICE	76-67*
19-20	(J2)	RICE	81-43

Rice Combined Team Statistics (as of Feb 12, 2021) All games

RECORD:	OVERALL	HOME	AWAY	NEUTRAL
ALL GAMES	12-1	6-0	6-1	0-0
CONFERENCE	8-0	4-0	4-0	0-0
NON-CONFERENCE	4-1	2-0	2-1	0-0

#	Player	gp-gs	min	avg	Total		3-Point		F-Throw		Rebounds				pf	dq	a	to	blk	stl	pts	avg
					fg-fga	fg%	3fg-fga	3fg%	ft-fga	ft%	off	def	tot	avg								
32	Nancy Mulkey	13-13	338	26.0	92-148	.622	2-2	1.000	30-44	.682	24	76	100	7.7	26	0	19	23	44	3	216	16.6
15	Lauren Schwartz	13-13	355	27.3	42-102	.412	17-45	.378	21-25	.840	13	41	54	4.2	29	0	36	37	3	10	122	9.4
10	Jasmine Smith	13-13	399	30.7	45-88	.511	8-20	.400	20-30	.667	10	36	46	3.5	26	0	56	35	4	18	118	9.1
02	Sydne Wiggins	13-13	406	31.2	36-77	.468	14-39	.359	31-35	.886	13	44	57	4.4	24	0	46	34	1	18	117	9.0
03	Katelyn Crosthwait	13-13	319	24.5	34-88	.386	20-50	.400	21-29	.724	8	58	66	5.1	17	0	25	24	0	8	109	8.4
11	Haylee Swayze	13-0	267	20.5	39-86	.453	14-31	.452	9-14	.643	19	18	37	2.8	8	0	11	18	2	5	101	7.8
05	Destiny Jackson	10-0	187	18.7	17-32	.531	3-6	.500	9-16	.563	10	31	41	4.1	12	0	23	18	4	6	46	4.6
12	India Bellamy	9-0	135	15.0	13-30	.433	2-12	.167	7-14	.500	7	22	29	3.2	20	0	9	16	2	3	35	3.9
21	Arianna McCurry	13-0	116	8.9	18-34	.529	0-0	.000	3-5	.600	9	18	27	2.1	16	0	3	13	3	2	39	3.0
22	Ashlee Austin	10-0	78	7.8	10-24	.417	4-6	.667	0-0	.000	3	13	16	1.6	5	0	4	3	1	1	24	2.4
Team											17	38	55					9				
Total.....		13	2600		346-709	.488	84-211	.398	151-212	.712	133	395	528	40.6	183	0	232	230	64	74	927	71.3
Opponents.....		13	2600		289-850	.340	68-268	.254	107-173	.618	192	260	452	34.8	237	-	145	168	23	106	753	57.9

TEAM STATISTICS	RICE	OPP	Date	Opponent	Score	Att.
SCORING	927	753	11/25/20	HOUSTON BAPTIST	w 83-54	0
Points per game	71.3	57.9	11/28/20	at Little Rock	w 66-54	222
Scoring margin	+13.4	-	12/05/20	at Texas Tech	w 81-62	2714
FIELD GOALS-ATT	346-709	289-850	12/16/20	LOUISIANA	w 83-51	0
Field goal pct	.488	.340	12/20/20	at Texas A&M	L 53-57	693
3 POINT FG-ATT	84-211	68-268	* 01/01/21	at UTSA	w 78-53	157
3-point FG pct	.398	.254	* 01/02/21	at UTSA	w 69-57	165
3-pt FG made per game	6.5	5.2	* 01/08/21	UTEP	w 74-68	0
FREE THROWS-ATT	151-212	107-173	* 01/09/21	UTEP	w 55-43	0
Free throw pct	.712	.618	* 01/15/21	at OLD DOMINION	w 77-66	250
F-Throws made per game	11.6	8.2	* 01/16/21	at OLD DOMINION	w 67-59	250
REBOUNDS	528	452	* 02/12/21	WESTERN KY.	w 64-55	0
Rebounds per game	40.6	34.8	* 02/13/21	WESTERN KY.	w 77-74	0
Rebounding margin	+5.8	-				
ASSISTS	232	145				
Assists per game	17.8	11.2				
TURNOVERS	230	168				
Turnovers per game	17.7	12.9				
Turnover margin	-4.8	-				
Assist/turnover ratio	1.0	0.9				
STEALS	74	106				
Steals per game	5.7	8.2				
BLOCKS	64	23				
Blocks per game	4.9	1.8				
ATTENDANCE	0	4451				
Home games-Avg/Game	6-0	7-636				
Neutral site-Avg/Game	-	0-0				

* - Conference game

Score by Periods	1st	2nd	3rd	4th	Totals
Rice	236	225	246	220	927
Opponents	182	181	215	175	753

2020-21 Marshall Women's Basketball
Marshall Combined Team Statistics (as of Feb 06, 2021)
All games

RECORD:	OVERALL	HOME	AWAY	NEUTRAL
ALL GAMES	5-7	5-3	0-4	0-0
CONFERENCE	4-6	4-3	0-3	0-0
NON-CONFERENCE	1-1	1-0	0-1	0-0

#	Player	gp-gs	min	avg	Total		3-Point		F-Throw		Rebounds								a	to	blk	stl	pts	avg
					fg-fga	fg%	3fg-fga	3fg%	ft-fa	ft%	off	def	tot	avg	pf	dq								
04	Savannah Wheeler	12-12	418	34.8	60-152	.395	20-66	.303	76-92	.826	11	36	47	3.9	22	1	31	36	1	12	216	18.0		
23	Alexis Johnson	10-4	238	23.8	45-82	.549	4-15	.267	5-13	.385	23	50	73	7.3	23	0	7	16	1	13	99	9.9		
02	Kristen Mayo	6-6	186	31.0	18-52	.346	10-33	.303	11-16	.688	0	23	23	3.8	12	0	16	10	0	12	57	9.5		
20	Taylor Pearson	10-10	331	33.1	28-89	.315	11-47	.234	15-19	.789	5	34	39	3.9	19	0	22	28	4	8	82	8.2		
34	Lorelei Roper	8-8	178	22.3	29-49	.592	0-0	.000	3-11	.273	16	33	49	6.1	18	0	6	7	9	3	61	7.6		
24	Kennedi Colclough	10-10	246	24.6	31-68	.456	1-9	.111	8-12	.667	14	22	36	3.6	28	2	14	16	9	4	71	7.1		
03	CC Mays	12-4	240	20.0	20-65	.308	1-9	.111	15-27	.556	15	31	46	3.8	34	3	20	21	0	13	56	4.7		
32	Paige Shy	11-4	226	20.5	13-52	.250	10-41	.244	8-12	.667	7	28	35	3.2	21	1	14	17	1	4	44	4.0		
11	Ksenija Mitric	2-0	39	19.5	3-14	.214	2-10	.200	0-0	.000	0	4	4	2.0	1	0	6	3	0	0	8	4.0		
25	Mahogany Matthews	12-0	188	15.7	11-37	.297	1-3	.333	5-11	.455	18	16	34	2.8	36	2	2	17	30	5	28	2.3		
05	Samantha LaFon	2-0	2	1.0	1-1	1.000	0-0	.000	1-2	.500	1	0	1	0.5	1	0	0	0	0	0	3	1.5		
00	Kia Sivils	6-2	138	23.0	3-15	.200	1-7	.143	2-8	.250	7	10	17	2.8	6	0	6	7	3	4	9	1.5		
21	Sarah Liberatore	9-0	45	5.0	4-9	.444	3-7	.429	0-1	.000	0	1	1	0.1	2	0	0	4	0	1	11	1.2		
	Team										18	35	53				6							
	Total.....	12	2475		266-685	.388	64-247	.259	149-224	.665	135	323	458	38.2	223	9	144	188	58	79	745	62.1		
	Opponents.....	12	2475		286-716	.399	84-267	.315	141-221	.638	152	325	477	39.8	200	8	139	180	24	70	797	66.4		

TEAM STATISTICS	MAR	OPP	Date	Opponent	Score	Att.	
SCORING	745	797	12/6/20	RADFORD	W	69-58	412
Points per game	62.1	66.4	12/09/20	at Kentucky	L	45-79	1200
Scoring margin	-4.3	-	* 1/1/21	LOUISIANA TECH	Lot	51-61	381
FIELD GOALS-ATT	266-685	286-716	* 1/2/21	LOUISIANA TECH	W	61-57	366
Field goal pct	.388	.399	* 01/08/21	at Charlotte	L	54-75	48
3 POINT FG-ATT	64-247	84-267	* 01/09/21	at Charlotte	Lot	56-65	58
3-point FG pct	.259	.315	* 1/14/21	WKU	W	81-54	391
3-pt FG made per game	5.3	7.0	* 01/17/21	at Western Ky.	L	60-69	517
FREE THROWS-ATT	149-224	141-221	* 1/22/21	FIU	L	60-75	407
Free throw pct	.665	.638	* 1/23/21	FIU	W	65-56	404
F-Throws made per game	12.4	11.8	* 2/5/21	OLD DOMINION	L	70-80	381
REBOUNDS	458	477	* 2/6/21	OLD DOMINION	Wot	73-68	410
Rebounds per game	38.2	39.8					
Rebounding margin	-1.6	-	* = Conference game				
ASSISTS	144	139					
Assists per game	12.0	11.6					
TURNOVERS	188	180					
Turnovers per game	15.7	15.0					
Turnover margin	-0.7	-					
Assist/turnover ratio	0.8	0.8					
STEALS	79	70					
Steals per game	6.6	5.8					
BLOCKS	58	24					
Blocks per game	4.8	2.0					
ATTENDANCE	3152	1823					
Home games-Avg/Game	8-394	4-456					
Neutral site-Avg/Game	-	0-0					

Score by Periods	1st	2nd	3rd	4th	OT	Totals
Marshall	186	184	165	187	23	745
Opponents	190	170	201	199	37	797

2020-21 Marshall Women's Basketball
Marshall Combined Team Statistics (as of Feb 06, 2021)
Conference games only

RECORD:	OVERALL	HOME	AWAY	NEUTRAL
ALL GAMES	4-6	4-3	0-3	0-0
CONFERENCE	4-6	4-3	0-3	0-0
NON-CONFERENCE	0-0	0-0	0-0	0-0

#	Player	gp-gs	min	avg	Total		3-Point		F-Throw		Rebounds								a	to	blk	stl	pts	avg		
					fg-fga	fg%	3fg-fga	3fg%	ft-fa	ft%	off	def	tot	avg	pf	dq										
04	Savannah Wheeler	10-10	363	36.3	51-126	.405	17-52	.327	63-74	.851	10	31	41	4.1	22	1	29	34	0	9	182	18.2				
02	Kristen Mayo	4-4	126	31.5	16-37	.432	10-26	.385	5-8	.625	0	14	14	3.5	8	0	12	6	0	7	47	11.8				
23	Alexis Johnson	8-4	192	24.0	33-62	.532	2-11	.182	3-7	.429	16	44	60	7.5	19	0	6	15	1	9	71	8.9				
20	Taylor Pearson	10-10	331	33.1	28-89	.315	11-47	.234	15-19	.789	5	34	39	3.9	19	0	22	28	4	8	82	8.2				
34	Lorelei Roper	6-6	128	21.3	23-40	.575	0-0	.000	2-9	.222	12	27	39	6.5	15	0	5	6	9	1	48	8.0				
24	Kennedi Colclough	10-10	246	24.6	31-68	.456	1-9	.111	8-12	.667	14	22	36	3.6	28	2	14	16	9	4	71	7.1				
03	CC Mays	10-2	195	19.5	17-53	.321	0-4	.000	12-21	.571	12	28	40	4.0	27	2	17	20	0	12	46	4.6				
32	Paige Shy	10-4	215	21.5	12-50	.240	10-40	.250	8-12	.667	6	28	34	3.4	19	1	14	15	1	4	42	4.2				
25	Mahogany Matthews	10-0	159	15.9	9-32	.281	1-3	.333	2-7	.286	15	15	30	3.0	30	2	2	13	28	5	21	2.1				
00	Kia Sivils	4-0	80	20.0	2-8	.250	1-5	.200	2-6	.333	5	8	13	3.3	3	0	3	3	2	3	7	1.8				
21	Sarah Liberatore	7-0	38	5.4	4-8	.500	3-6	.500	0-1	.000	0	1	1	0.1	1	0	0	2	0	1	11	1.6				
05	Samantha LaFon	2-0	2	1.0	1-1	1.000	0-0	.000	1-2	.500	1	0	1	0.5	1	0	0	0	0	0	3	1.5				
Team											14	28	42											4		
Total.....		10	2075		227-574	.395	56-203	.276	121-178	.680	110	280	390	39.0	192	8	124	162	54	63	631	63.1				
Opponents.....		10	2075		233-601	.388	67-217	.309	127-198	.641	128	269	397	39.7	165	7	106	149	17	62	660	66.0				

TEAM STATISTICS	MAR	OPP	Date	Opponent	Score	Att.
SCORING	631	660	* 1/1/21	LOUISIANA TECH	Lot 51-61	381
Points per game	63.1	66.0	* 1/2/21	LOUISIANA TECH	W 61-57	366
Scoring margin	-2.9	-	* 01/08/21	at Charlotte	L 54-75	48
FIELD GOALS-ATT	227-574	233-601	* 01/09/21	at Charlotte	Lot 56-65	58
Field goal pct	.395	.388	* 1/14/21	WKU	W 81-54	391
3 POINT FG-ATT	56-203	67-217	* 01/17/21	at Western Ky.	L 60-69	517
3-point FG pct	.276	.309	* 1/22/21	FIU	L 60-75	407
3-pt FG made per game	5.6	6.7	* 1/23/21	FIU	W 65-56	404
FREE THROWS-ATT	121-178	127-198	* 2/5/21	OLD DOMINION	L 70-80	381
Free throw pct	.680	.641	* 2/6/21	OLD DOMINION	Wot 73-68	410
F-Throws made per game	12.1	12.7	* = Conference game			
REBOUNDS	390	397				
Rebounds per game	39.0	39.7				
Rebounding margin	-0.7	-				
ASSISTS	124	106				
Assists per game	12.4	10.6				
TURNOVERS	162	149				
Turnovers per game	16.2	14.9				
Turnover margin	-1.3	-				
Assist/turnover ratio	0.8	0.7				
STEALS	63	62				
Steals per game	6.3	6.2				
BLOCKS	54	17				
Blocks per game	5.4	1.7				
ATTENDANCE	2740	623				
Home games-Avg/Game	7-391	3-208				
Neutral site Avg/Game	-	0.0				

2020-21 Marshall Women's Basketball
Marshall Team Game-by-Game (as of Feb 08, 2021)
All games

TEAM STATISTICS

Opponent	Date	Score		Total		3-Pointers		Free throws		Rebounds				pf	a	t/o	blk	stl	pts	avg
				fg-fga	pct	3fg-fga	pct	ft-fa	pct	off	def	tot	avg							
RADFORD	12/6/20	69-58	W	25-65	.385	5-24	.208	14-26	.538	17	25	42	42.0	14	13	9	4	10	69	69.0
at Kentucky	12/09/20	45-79	L	14-46	.304	3-20	.150	14-20	.700	8	18	26	34.0	17	7	17	0	6	45	57.0
LOUISIANA TECH	1/1/21	51-61	Lot	18-51	.353	5-23	.217	10-16	.625	8	39	47	38.3	22	11	22	14	5	51	55.0
LOUISIANA TECH	1/2/21	61-57	W	20-47	.426	7-21	.333	14-19	.737	6	30	36	37.8	15	11	15	7	6	61	56.5
at Charlotte	01/08/21	54-75	L	19-57	.333	4-22	.182	12-15	.800	11	24	35	37.2	18	9	19	2	9	54	56.0
at Charlotte	01/09/21	56-65	Lot	22-72	.306	4-22	.182	8-13	.615	18	31	49	39.2	25	9	15	5	6	56	56.0
WKU	1/14/21	81-54	W	32-65	.492	9-24	.375	8-10	.800	9	26	35	38.6	17	17	9	6	7	81	59.6
at Western Ky.	01/17/21	60-69	L	21-53	.396	8-24	.333	10-11	.909	9	21	30	37.5	25	14	21	3	7	60	59.6
FIU	1/22/21	60-75	L	20-58	.345	5-20	.250	15-27	.556	16	25	41	37.9	14	11	15	2	8	60	59.7
FIU	1/23/21	65-56	W	24-51	.471	5-15	.333	12-19	.632	11	28	39	38.0	20	12	19	6	7	65	60.2
OLD DOMINION	2/5/21	70-80	L	29-62	.468	3-16	.188	9-10	.900	13	23	36	37.8	18	18	13	6	2	70	61.1
OLD DOMINION	2/6/21	73-68	Wot	22-58	.379	6-16	.375	23-38	.605	9	33	42	38.2	18	12	14	3	6	73	62.1
Marshall		745		266-685	.388	64-247	.259	149-224	.665	135	323	458	38.2	223	144	188	58	79	745	62.1
Opponents		797		286-716	.399	84-267	.315	141-221	.638	152	325	477	39.8	200	139	180	24	70	797	66.4

Games played: 12
Points/game: 62.1
FG Pct: 38.8
3FG Pct: 25.9
FT Pct: 66.5

Rebounds/game: 38.2
Assists/game: 12.0
Turnovers/game: 15.7
Assist/turnover ratio: 0.8
Steals/game: 6.6
Blocks/game: 4.8

2020-21 Marshall Women's Basketball
Marshall Team Game-by-Game Comparison (as of Feb 08, 2021)
All games

Opponent	1st	2nd	Score	Mar	Total FG	FG Pct	3-Pointers	3FG Pct	Free Throws	FT Pct	Rebounds	Assist	T/Over	Block	Steal	Fouls
RADFORD	34/30	35/28	69-58	+11	25-65/20-54	.385/.370	5-24/10-28	.208/.357	14-26/8-13	.538/.615	42/40 +2	13/13	9/19	4/6	10/2	14/19
Kentucky	26/41	19/38	45-79	(34)	14-46/33-61	.304/.541	3-20/7-22	.150/.318	14-20/6-10	.700/.600	26/40 (14)	7/20	17/12	0/1	6/6	17/16
LOUISIANA TECH	28/18	19/29	51-61	(10)	18-51/22-76	.353/.289	5-23/5-23	.217/.217	10-16/12-19	.625/.632	47/49 (2)	11/7	22/12	14/1	5/5	22/14
LOUISIANA TECH	34/21	27/36	61-57	+4	20-47/19-65	.426/.292	7-21/8-29	.333/.276	14-19/11-12	.737/.917	36/40 (4)	11/10	15/13	7/2	6/3	15/15
Charlotte	23/28	31/47	54-75	(21)	19-57/26-58	.333/.448	4-22/10-25	.182/.400	12-15/13-19	.800/.684	35/41 (6)	9/20	19/18	2/1	9/8	18/12
Charlotte	31/23	19/27	56-65	(9)	22-72/20-60	.306/.333	4-22/3-21	.182/.143	8-13/22-28	.615/.786	49/50 (1)	9/5	15/12	5/2	6/5	25/18
WKU	36/29	45/25	81-54	+27	32-65/21-54	.492/.389	9-24/3-18	.375/.167	8-10/9-17	.800/.529	35/37 (2)	17/8	9/19	6/4	7/7	17/8
Western Ky.	27/32	33/37	60-69	(9)	21-53/23-53	.396/.434	8-24/7-18	.333/.389	10-11/16-27	.909/.593	30/36 (6)	14/15	21/19	3/1	7/9	25/17
FIU	30/41	30/34	60-75	(15)	20-58/27-53	.345/.509	5-20/14-29	.250/.483	15-27/7-15	.556/.467	41/34 +7	11/14	15/16	2/0	8/7	14/24
FIU	35/27	30/29	65-56	+9	24-51/20-57	.471/.351	5-15/4-20	.333/.200	12-19/12-21	.632/.571	39/35 +4	12/6	19/15	6/1	7/8	20/18
OLD DOMINION	32/41	38/39	70-80	(10)	29-62/30-60	.468/.500	3-16/8-16	.188/.500	9-10/12-18	.900/.667	36/30 +6	18/11	13/8	6/2	2/7	18/10
OLD DOMINION	34/29	26/31	73-68	+5	22-58/25-65	.379/.385	6-16/5-18	.375/.278	23-38/13-22	.605/.591	42/45 (3)	12/10	14/17	3/3	6/3	18/29

Note: Game totals are displayed in the format TEAM/OPPONENT for each category

Official Basketball Box Score – Game Totals – Final Statistics
Radford vs Marshall
12/6/20 1 p.m. at Huntington, W.Va. (Cam Henderson Center)

Radford 58 • 0-2

#	Player	Total		3-Ptr		Rebounds			PF	TP	A TO Blk Stl				Min
		FG-FGA	FG-FGA	FT-FTA	Off Def Tot										
00	LaLonde,Rachel	* 5-8	2-5	0-0	0 4 4	2	12	2	4	3	1	0	0	0	25
02	Lindenfeld,Tina	* 2-6	2-4	0-0	0 3 3	0	6	1	1	1	0	0	0	0	30
05	Montelbano,Danielle	* 0-1	0-0	0-0	0 1 1	1	0	1	4	1	0	0	0	0	17
14	Wilson,Makaila	* 6-17	4-11	2-2	3 2 5	2	18	2	0	1	1	1	0	0	34
30	Johnson,Taiye	* 1-2	0-0	2-5	0 3 3	3	4	0	1	0	0	0	0	0	24
01	Marshall,Destinee	2-5	1-3	0-0	0 0 0	2	5	3	1	0	0	0	0	0	15
03	Williams,Ariel	1-5	0-1	2-2	1 1 2	0	4	2	3	0	0	0	0	0	10
12	McClellan,Bryonna	0-6	0-2	1-2	5 2 7	4	1	0	1	0	0	0	0	0	17
22	Tudor,Ashley	3-3	1-1	1-2	0 3 3	5	8	1	3	0	0	0	0	0	15
24	Morgan,Kyanna	0-1	0-1	0-0	0 3 3	0	0	1	1	0	0	0	0	0	10
Team					3 6 9										
Totals		20-54	10-28	8-13	12 28 40	19	58	13	19	6	2	0	0	0	200

Marshall 69 • 1-0

#	Player	Total		3-Ptr		Rebounds			PF	TP	A TO Blk Stl				Min
		FG-FGA	FG-FGA	FT-FTA	Off Def Tot										
00	Kia Sivlis	* 1-3	0-1	0-2	2 1 3	1	2	3	1	1	1	1	0	0	21
02	Kristen Mayo	* 1-8	0-3	5-6	0 6 6	2	7	3	1	0	3	31			29
03	CC Mays	* 2-8	0-2	0-2	3 2 5	2	4	2	0	0	1	26			
04	Savannah Wheeler	* 7-16	3-9	8-12	0 3 3	0	25	1	1	1	2	27			
34	Lorelei Roper	* 4-6	0-0	1-2	4 4 8	3	9	0	1	0	2	25			
11	Ksenija Mitric	3-10	2-6	0-0	0 2 2	1	8	3	0	0	0	22			
21	Sarah Liberatore	0-1	0-1	0-0	0 0 0	0	0	0	1	0	0	5			
23	Alexis Johnson	6-11	0-2	0-2	5 4 9	1	12	1	0	0	1	21			
25	Mahogany Matthews	1-2	0-0	0-0	2 0 2	4	2	0	3	2	0	14			
Team					1 3 4			1							
Totals		25-65	5-24	14-26	17 25 42	14	69	13	9	4	10	200			

Officials: Troy Winders, Maria Gearhart, Royce Blevins
 Technical fouls: Radford-None. Marshall-None.
 Attendance: 412

Score by periods	1st	2nd	3rd	4th	Total
Radford	16	14	17	11	58
Marshall	15	19	15	20	69

Official Basketball Box Score – Game Totals – Final Statistics
Marshall vs Kentucky
12/09/20 12:00 am at Lexington, KY

Marshall 45 • 1-1,0-0 C-USA

#	Player	Total		3-Ptr		Rebounds			PF	TP	A TO Blk Stl				Min
		FG-FGA	FG-FGA	FT-FTA	Off Def Tot										
34	Lorelei Roper	f 2-3	0-0	0-0	0 2 2	0	4	1	0	0	0	25			
00	Kia Sivlis	g 0-4	0-1	0-0	0 1 1	2	0	0	3	0	0	27			
02	Kristen Mayo	g 1-7	0-4	1-2	0 3 3	2	3	1	3	0	2	31			
03	CC Mays	g 1-4	1-3	3-4	0 1 1	5	6	1	1	0	0	19			
04	Savannah Wheeler	g 2-10	0-5	5-6	1 2 3	0	9	1	1	0	1	28			
11	Ksenija Mitric	0-4	0-4	0-0	0 2 2	0	0	3	3	0	0	17			
21	Sarah Liberatore	0-0	0-0	0-0	0 0 0	1	0	0	1	0	0	2			
23	Alexis Johnson	6-9	2-2	2-4	2 2 4	3	16	0	1	0	3	25			
25	Mahogany Matthews	1-3	0-0	3-4	1 1 2	2	5	0	1	0	0	15			
32	Paige Shy	1-2	0-1	0-0	1 0 1	2	2	0	2	0	0	11			
Team					3 4 7			1							
Totals		14-46	3-20	14-20	8 18 26	17	45	7	17	0	6	200			

Kentucky 79 • 5-0,0-0 SEC

#	Player	Total		3-Ptr		Rebounds			PF	TP	A TO Blk Stl				Min
		FG-FGA	FG-FGA	FT-FTA	Off Def Tot										
44	Dre'Una Edwards	f 6-7	1-1	0-0	2 6 8	3	13	5	2	0	0	21			
00	Olivia Owens	c 4-6	0-0	2-2	1 4 5	1	10	1	2	0	0	21			
05	Blair Green	g 8-13	1-4	0-0	0 1 1	0	17	1	0	0	2	25			
10	Rhynne Howard	g 5-11	3-7	0-0	2 3 5	2	13	5	1	1	1	31			
15	Chasity Patterson	g 1-5	0-3	2-2	0 2 2	2	4	1	1	0	1	20			
01	Robyn Benton	3-5	1-3	1-1	0 2 2	1	8	3	3	0	0	17			
12	Treasure Hunt	1-5	0-2	0-1	1 2 3	1	2	2	1	0	1	16			
14	Tatyana Wyatt	1-4	0-1	0-0	1 1 2	1	2	0	0	0	1	11			
20	Erin Toller	1-1	0-0	1-2	0 1 1	1	3	0	1	0	0	5			
21	Nyah Leveretter	2-3	0-0	0-2	4 4 8	3	4	0	0	0	0	23			
23	Kameron Roach	1-1	1-1	0-0	0 1 1	1	3	2	0	0	0	10			
Team					1 1 2			1							
Totals		33-61	7-22	6-10	12 28 40	16	79	20	12	1	6	200			

Officials: Dee Kantner,Cameron Inouye,Beverly Roberts
 Technical fouls: Marshall-None. Kentucky-None.
 Attendance: 1200
 2020-21 Women's Basketball. Round: 0. Kentucky vs Marshall. Played at Memorial

Score by periods	1st	2nd	3rd	4th	Total
Marshall	7	19	10	9	45
Kentucky	22	19	22	16	79

Last FG - MAR 4th-01:48, UK 4th-00:55.
 Largest lead - MAR None, UK by 34 4th-02:06.
 MAR led for 00:00. UK led for 39:47. Game was tied for 00:13.

Score tied - 0 times.
 Lead changed - 0 times.

Official Basketball Box Score – Game Totals – Final Statistics
Louisiana Tech vs Marshall
1/1/21 6 p.m. at Huntington, W.Va. (Cam Henderson Center)

Louisiana Tech 61 • 6-1 (1-0 C-USA)

#	Player	Total		3-Ptr		Rebounds			PF	TP	A TO Blk Stl				Min
		FG-FGA	FG-FGA	FT-FTA	Off Def Tot										
01	Guinto,Raizel	* 3-14	2-9	2-4	1 6 7	1	10	1	2	1	2	42			
02	Walker,Keiunna	* 9-20	0-3	8-10	2 2 4	4	26	2	3	0	1	37			
10	Dixon,Amber	* 4-8	1-1	1-2	1 10 11	1	10	2	1	0	0	40			
24	Sant,Lotte	* 2-8	2-7	0-0	3 2 5	1	6	2	0	0	0	33			
44	Roberson,Anna Larr	* 2-10	0-0	0-0	2 1 3	4	4	0	1	0	1	23			
15	Bolden,Monette	0-0	0-0	0-0	0 0 0	1	0	0	1	0	0	1			
21	Harris,Brianna	2-9	0-0	1-3	3 2 5	1	5	0	2	0	0	25			
22	Jackson,Tyler	0-6	0-3	0-0	1 0 1	0	0	0	2	0	0	15			
23	Murua,Irene	0-1	0-0	0-0	1 1 2	1	0	0	0	0	1	9			
Team					7 4 11										
Totals		22-76	5-23	12-19	21 28 49	14	61	7	12	1	5	225			

Marshall 51 • 1-2 (0-1 C-USA)

#	Player	Total		3-Ptr		Rebounds			PF	TP	A TO Blk Stl				Min
		FG-FGA	FG-FGA	FT-FTA	Off Def Tot										
04	Savannah Wheeler	* 1-7	0-4	5-6	2 9 11	2	7	5	7	0	3	41			
20	Taylor Pearson	* 6-11	3-8	1-2	0 6 6	1	16	3	1	2	0	41			
23	Alexis Johnson	* 7-11	0-1	2-2	0 11 11	2	16	0	3	0	1	34			
34	Kennedi Colclough	* 2-6	0-1	0-0	2 2 4	4	4	2	3	4	1	29			
32	Paige Shy	* 1-8	1-7	1-2	0 2 2	3	4	1	2	1	0	34			
03	CC Mays	0-2	0-0	0-0	0 1 1	5	0	0	3	0	0	16			
21	Sarah Liberatore	1-3	1-2	0-0	0 0 0	0	3	0	1	0	0	9			
25	Mahogany Matthews	0-3	0-0	1-4	3 2 5	5	1	0	1	7	0	21			
Team					1 6 7			1							
Totals		18-51	5-23	10-16	8 39 47	22	51	11	22	14	5	225			

Officials: Kevin Pethel, Michael McConnell, Natosha Harris
 Technical fouls: Louisiana Tech-None. Marshall-None.
 Attendance: 381

Score by periods	1st	2nd	3rd	4th	OT	Total
Louisiana Tech	12	6	16	13	14	61
Marshall	11	17	11	8	4	51

Last FG - LATECH OT-01:10, MAR OT-03:40.
 Largest lead - LATECH by 10 OT-00:37, MAR by 12 3rd-08:15.
 LATECH led for 16:52. MAR led for 25:11. Game was tied for 02:26.

Score tied - 3 times.
 Lead changed - 4 times.

Official Basketball Box Score – Game Totals – Final Statistics
Louisiana Tech vs Marshall
1/2/21 3 p.m. at Huntington, W.Va. (Cam Henderson Center)

Louisiana Tech 57 • 6-2 (1-1 C-USA)

#	Player	Total		3-Ptr		Rebounds			PF	TP	A TO Blk Stl				Min
		FG-FGA	FG-FGA	FT-FTA	Off	Def	Tot								
01	Guinto,Raizel	*	7-12	5-9	1-1	1	3	4	5	20	1	1	0	1	28
02	Walker,Keiunna	*	5-18	1-4	1-1	0	3	3	4	12	1	1	0	0	31
10	Dixon,Amber	*	1-4	0-3	0-5	2	10	12	2	6	5	6	2	1	33
24	Sant,Lotte	*	2-10	0-0	4-0	1	1	2	1	6	0	0	0	1	27
44	Roberson,Anna Larr	*	4-10	0-0	3-3	4	4	8	0	11	1	0	0	0	31
03	Lee,Robyn		0-1	0-1	0-0	0	0	0	0	0	0	1	0	0	4
15	Bolden,Monette		0-0	0-0	2-2	0	0	0	0	2	0	0	0	0	5
21	Harris,Brianna		0-3	0-0	0-0	2	2	4	1	0	0	3	0	0	13
22	Jackson,Tyler		0-6	0-2	0-0	3	0	3	2	0	2	1	0	0	23
23	Murua,Irene		0-1	0-0	0-0	2	0	2	0	0	0	0	0	0	5
Team						2	0	2							
Totals			19-65	8-29	11-12	17	23	40	15	57	10	13	2	3	200
1st FG %: 3-17		17.6%	2nd: 5-14		35.7%	3rd: 5-18		27.8%	4th: 6-16		37.5%	Game: 19-65		29.2%	Deadball Rebounds
3FG %: 2-7		28.6%	0-4		0.0%	3-10		30.0%	3-8		37.5%	8-29		27.6%	

2020-21 TRENDS

Home	5-3
Away	0-4
Neutral	0-0
Leading at half	5-2
Trailing at half	0-5
Tied at half	0-0
Overtime game	1-2
C-USA Home Game	4-3
C-USA Road Game	0-3
C-USA Tournament	0-0
Non- C-USA Home Game	1-0
Non- C-USA Road Game	0-1
Non- C-USA Neutral Game	0-0
vs. Ranked Opponents	0-1
vs. Unranked Opponents	5-6
Leading-5 min. left	5-2
Trailing-5 min. left	0-5
Score tied-5 min. left	0-0
Herd outrebounds opp.	2-2
Herd outrebounded by opp.	3-5
Team rebounds are even	0-0
Herd scores more points in paint	4-3
Opp. scores more points in paint	1-3
Points in paint is even	0-1
Herd shoots 50% from floor	0-0
Herd shoots <50% from floor	5-7
Opp. shoots 50% from floor	0-2
Opp. shoots <50% from floor	5-5
Herd makes more FTs	3-2
Opp. makes more FTs	1-5
FTs are even	1-0
Herd has more TOs	2-6
Opp. has more TOs	3-1
TOs are even	0-0
Herd scores 60 points or less	0-6
Herd scores 61-69 points	3-0
Herd scores 70-79 points	1-1
Herd scores 80-89 points	1-0
Herd scores 90 points or more	0-0
Opp. scores 60 points or less	4-0
Opp. scores 61-69 points	1-3
Opp. scores 70-79 points	0-3
Opp. scores 80-89 points	0-1
Opp. scores 90 points or more	0-0
Two or less score 10+	2-5
Three or more score 10+	3-2
On Monday	0-0
On Tuesday	0-0
On Wednesday	0-1
On Thursday	1-0
On Friday	0-4
On Saturday	3-1
On Sunday	1-1
In November	0-0
In December	1-1
In January	3-5
In February	1-1
In March	0-0
Game decided by 5 pts or less	2-0
Game decided by 6-10 pts	2-4
Game decided by 11-20 pts	0-1
Game decided by 21 pts or more	1-2

THE LAST TIME...

Scored 100 Points.....	vs. Kentucky Christian, 12/18/17 (W, 111-38)
Allowed 100 Points.....	Morehead State, 11/13/15 (W, 104-101)
Scored 41-50 Points.....	45 at #9 Kentucky, 12/9/20 (L, 79-45)
Scored 40 or Fewer Points	39 at No. 22 Kentucky, 11/26/17 (L, 69-39)
Allowed 40 or Fewer Points	40, Kentucky Christian, 11/5/19 (W, 89-40)
Scored 50 Points in a Half	53, 2nd Half at FIU, 1/9/19 (W, 86-58)
Allowed 50 Points in a Half	56, 1st Half Bowling Green, 11/13/18 (L, 99-76)
Scored 20 or Fewer Points in a Half	19, 2nd Half at Charlotte 1/9/21 (L, 65-56 OT)
Allowed 16-20 Points in a Half.....	18, 1st Half vs. Louisiana Tech, 1/1/21 (L, 61-51 OT)
Allowed 15 or Fewer Points in a Half	14, 1st Half Alderson Broaddus, 11/27/19 (W, 85-41)
Scored 30+ Points in Quarter.....	31, 3rd Q at FIU, 1/19/19 (W, 86-58)
Allowed 30+ Points in Quarter	30, 4th Q Appalachian State, 3/25/19 (L, 83-71)
Scored 10 or Fewer Points in Quarter.....	7, 4th Q vs. ODU, 2/6/21 (W, 73-68 OT)
Allowed 10 or Fewer Points in Quarter	9, 4th Q vs. ODU, 2/6/21 (W, 73-68 OT)
Made 40+ Field Goals	46 vs. Kentucky Christian, 12/18/17 (W, 111-38)
Allowed 40+ Field Goals	41, Charlotte, 1/7/17 (L, 93-77)
Shot 60% From the Field.....	62.5% (55-88) vs. Maine Fort Kent, 12/20/16 (W, 136-62)
Allowed 60% From the Field	68.7% (32-of-47) Rice, 2/9/19 (L, 79-67)
Shot 85-89% From the Foul Line*.....	86.7% (11-of-13) vs. LA Tech, 1/24/19 (W, 90-88 3OT)
Shot 90-99% From the Foul Line*.....	90% (9-of-10) vs. ODU, 2/5/21 (L, 80-70)
Shot 100% From the Foul Line *.....	17-of-17 vs. UTSA, 2/13/20 (W, 66-53)
Opponent Shot <20% From Field.....	19.3%, vs. Bluefield College, 12/11/16 (W, 77-35)
Made 10-14 3-Pointers	10, vs. North Texas, 2/29/20 (L, 77-69)
Made 15+ 3-Pointers.....	\$18 vs. FIU, 3/7/19 (W, 87-42)
Shot 50% From Three	16-of-32 (50%) vs. Coppin State, 12/1/18 (W, 88-67)
Allowed 10+ 3-Pointers	14, vs. FIU, 1/22/21 (L, 75-60)
Did Not Make a 3-Point FG.....	vs. George Washington, 12/2/10 (W, 64-61 2OT)
Did Not Attempt a 3-Point FG.....	vs. Wright State, 12/19/06 (W, 62-54)
Played an Overtime Game	vs. ODU, 2/6/21 (W, 73-68)
Won an Overtime Game	vs. ODU, 2/6/21 (W, 73-68)
Played a Ranked Team	at #9 Kentucky, 12/9/20 (L, 79-45)
Had 40-49 Rebounds	42 vs. ODU, 2/6/21 (W, 73-68 OT)
Had 50-59 Rebounds	56 vs. Alderson Broaddus, 11/27/19 (W, 85-41)
Had 60+ Rebounds	63 vs. Evansville, 11/29/18 (W, 72-65 OT)
Had Fewer than 30 Rebounds	26 at #9 Kentucky, 12/9/20 (L, 79-45)
Allowed 50 Rebounds	50 at Charlotte, 1/9/21 (L, 65-56 OT)
Allowed Fewer Than 25 Rebounds.....	17, Kentucky Christian, 12/18/17 (W, 111-38)
Had 20 Assists.....	21 vs. LA Tech, 1/24/19 (W, 90-88 3OT)
Had 10 or Fewer Turnovers.....	9 vs. WKU, 1/14/21 (W, 81-54)
Had 25 or More Turnovers.....	27 at Clemson, 12/18/18 (L, 68-54)
Forced 25 or More Turnovers	26 vs. Southern Miss (C-USA Tourn.), 3/11/20 (W, 71-67 OT)
Had 5-9 Blocks.....	6 vs. FIU, 1/23/21 (W, 65-56)
Had 10+ Blocks	14 vs. Louisiana Tech, 1/1/21 (L, 61-51 OT)
Had 0 Blocks.....	at #9 Kentucky (broke string of 37-straight games), 12/9/20 (L, 75-49)
Had 15-20 Steals	15 vs. Southern Miss (C-USA Tourn.), 3/11/20 (W, 71-67 OT)
Had 20 or more Steals.....	24 vs. Kentucky Christian, 11/5/19 (W, 89-40)
Had Six or More Players in Double Figures	vs. Maine Fort Kent, 12/20/16 (W, 136-62)
.....	Shayna Gore - 25, Khadaijia Brooks - 22, Talequia Hamilton - 22,
.....	Ashley Saintigene - 18, McKenzie Akers - 14, Asheika Alexander - 13
Had Five Players in Double Figures	at Appalachian State, 3/25/19 (L, 83-71)
.....	Shayna Gore - 17, Khadaijia Brooks - 15, Taylor Porter - 13, Taylor Pearson - 11, Kristen Mayo - 10
Had Four Players in Double Figures	vs. ODU, 2/5/21 (L, 80-70)
.....	Alexis Johnson - 18, Savannah Wheeler - 18, Lorelei Roper - 12, Kennedy Colclough - 10
Had Two Score 20+ Points.....	vs. Florida Atlantic, 2/1/20 (W, 85-75)
.....	Savannah Wheeler - 25, Kristen Mayo - 20
Had No Players in Double Figures	at Middle Tennessee, 2/19/14 (L, 75-36)
Had Two or More Players with a Double-Double	at Charlotte, 1/9/21 (L, 65-56 OT)
.....	Alexis Johnson (11 pts. & 14 rbs.) & CC Mays (11 pts. & 13 rbs.)
Had Two Players with 10+ Rebs	vs. Louisiana Tech, 1/1/21 (L, 61-51 OT)
.....	Savannah Wheeler-11, Alexis Johnson-11
Had Three or More Players with 10+ Rebs.....	vs. Evansville, 11/29/18 (W, 72-65 OT)
.....	Khadaijia Brooks - 13, Taylor Pearson - 12, Ashley Saintigene - 11
No opposing players scored in double figures.....	vs. Bluefield State, 11/20/18 (W, 82-29)
Opposing starting five all in double figures	vs. Bowling Green, 12/7/19 (L, 82-69)
Allowed 40+ Bench Points	40, Florida Atlantic, 1/5/18 (L, 79-59)

* Minimum of 5 free throws for free throw percentages

THE LAST TIME CONTINUED...


A MARSHALL PLAYER...

Scored 20-29 Points.....	Savannah Wheeler (20) vs. FIU, 1/22/21 (L, 75-60)
Scored 30-39 Points.....	Savannah Wheeler (35) vs. ODU, 2/6/21 (W, 73-68 OT)
Scored 40+ Points	Kristina Behnfeldt (40) vs. Ohio, 2/10/99 (L, 74-72)
Had 15-19 Rebounds	Ashley Saintigene (16) vs. Longwood, 11/10/17 (W, 90-45)
Had 20+ Rebounds	Catie Knable (21) vs. Bowling Green, 2/16/02 (W, 56-43)
Had 10 Assists	Norrisha Victrum (11) at Morehead State, 11/13/15 (W, 104-101)
Had 5-9 Blocks.....	Mahogany Matthews (5) vs. Louisiana Tech, 1/2/21 (W, 61-57)
Had 10 Blocks.....	Sharon Deal (12) vs. Youngstown St, 3/4/89 (W, 63-59)
Had 5-9 Steals	Kia Sivils (5) vs. UTEP, 2/15/20 (W, 76-66)
Had 10 Steals.....	Stephanie Wine (14) vs. Western Carolina, 1/23/95 (W, 72-69)
Had a Double-Double	Alexis Johnson (11p, 14 r) & CC Mays (11p, 13r) at Charlotte, 1/9/21 (L, 65-56 OT)
Made 6-7 3-pointers	Taylor Pearson (6-of-9) at Southern Miss, 2/6/20 (W, 80-65)
Made 8+ 3-pointers	\$Taylor Porter (10) vs. FIU, 3/7/19 (W, 87-42)

\$ School record

AN OPPOSING PLAYER...

Scored 20-29 Points.....	Aziah Hudson (23) of ODU, 2/6/21 (W, 73-68 OT)
Scored 30-39 Points.....	Kierra Anthony (34) of LA Tech, 1/24/19 (W, 90-88 3OT)
Scored 40+ Points	Jennie Simms (43) of ODU, 1/1/17 (L, 73-69)
Had 15-19 Rebounds	Crystal Primm (18) of Florida Atlantic, 3/7/20 (L, 68-50)
Had 20+ Rebounds	Bayley Plummer (21) of Appalachian State, 3/25/19 (L, 83-71)
Had 10 Assists.....	Jada McMillian (10) of Charlotte, 1/8/21 (L, 75-54)
Had 5 Blocks	Ryan Holder (5) of Towson, 12/21/19 (L, 59-56)
Had 5 Steals	Cierra Hooks (6) of Ohio, 11/13/19 (L, 67-51)
Had a Double-Double	Dejah Carter (17 points, 11 rebounds) of ODU, 2/6/21 (W, 73-68 OT)
Had Two Players with a Double-Double.....	WKU, 1/14/21 (W, 81-54 OT)
.....	Raneem Elgedawy (17 pts & 10 rbs) & Fatou Pouye (14 pts & 10 rbs)
Had a Triple-Double	Anastasia Hayes (17pts-11rebs-10ast.) of Middle Tennessee, 1/9/20 (L, 75-55)
Made 6-7 3-pointers	Ieva Spigule (6-of-10) of FIU, 1/30/20 (L, 68-65)
Made 8+ 3-pointers	Morgan McMillen (8-of-11) Bowling Green, 11/13/18 (L, 99-76)



MARSHALL STARTING FIVE

Opponents

Score

vs. Morgan State		CANCELED				
vs. Radford	Sivils	Mayo	Mays	Wheeler	Roper	W, 68-59
at #9 Kentucky	Sivils	Mayo	Mays	Wheeler	Roper	L, 75-49
at St. Bonaventure		CANCELED				
vs. Morehead State		CANCELED				
vs. Louisiana Tech	Shy	Pearson	Johnson	Wheeler	Colclough	L, 61-51 (OT)
vs. Louisiana Tech	Shy	Pearson	Johnson	Wheeler	Colclough	W, 61-51
at Charlotte	Shy	Pearson	Johnson	Wheeler	Colclough	L, 75-54
at Charlotte	Shy	Pearson	Johnson	Wheeler	Colclough	L, 65-56 (OT)
vs. WKU	Mayo	Pearson	Roper	Wheeler	Colclough	W, 81-54
at WKU	Mayo	Pearson	Roper	Wheeler	Colclough	L, 69-60
vs. FIU	Mayo	Pearson	Roper	Wheeler	Colclough	L, 75-60
vs. FIU	Mayo	Pearson	Roper	Wheeler	Colclough	W, 65-56
vs. Old Dominion	Mays	Pearson	Roper	Wheeler	Colclough	L, 80-70
vs. Old Dominion	Mays	Pearson	Roper	Wheeler	Colclough	W, 73-68 (OT)
at Middle Tennessee						
at Middle Tennessee						
vs. Rice						
vs. Rice						
at North Texas						
at North Texas						

Record with starting groups:

Sivils, Mayo, Mays, Wheeler, Roper: 1-1
Shy, Pearson, Johnson, Wheeler, Colclough: 1-3
Mayo, Pearson, Roper, Wheeler, Colclough: 2-2
Mays, Pearson, Roper, Wheeler, Colclough: 1-1

MARSHALL'S LARGEST IN 2020-21

Lead	27 vs. WKU
Deficit	34 at #9 Kentucky
Margin of Victory	27 vs. WKU
Margin of Defeat	34 at #9 Kentucky
Halftime Lead	13 vs. Louisiana Tech
Halftime Deficit	15 at #9 Kentucky
Deficit in Win	7 vs. Radford
Lead in Loss	15 at Charlotte
Halftime Deficit in Win	
Halftime Lead in Loss	10 vs. Louisiana Tech

DOUBLE-DOUBLES IN 2020-21

2 by Alexis Johnson
1 by CC Mays

LED (TIED) THE TEAM IN...

	Pts.	Rebs.	Asts.	Blks.	Stls.
0 Sivils	-	-	1	-	1
1 McLean	-	-	-	-	-
2 Mayo	-	1	3	-	4
3 Mays	1	-	4	-	4
4 Wheeler	10	1	6	-	4
11 Mitric	-	-	2	-	-
20 Pearson	1	-	4	-	1
21 Liberatore	-	-	-	-	1
23 Johnson	4	6	-	-	3
24 Colclough	-	-	2	-	-
25 Matthews	-	2	-	9	1
32 Shy	-	1	2	-	2
34 Roper	-	3	-	3	-



HEAD COACH TONY KEMPER

Fourth season • @CoachTonyKemper
Career Record: 44-59, 24-36 (C-USA)



Fort Hays State '01

Tony Kemper enters his fourth season as the head coach of the Marshall women's basketball team after being elevated to the position in March of 2017. Kemper had previously been an assistant coach with the women's program for five seasons before taking over.

Kemper led the Herd through a great improvement in his second season. He has brought some added excitement to the program as the attendance average for Marshall rose from 641 in 2016-17 to 1,153 in 2018-19. Kemper's 2019 recruiting class also ranked in the top 60 nationally.

After going 9-20 overall and 3-13 in C-USA in 2017-18, Marshall was predicted to finish 13th in the Conference USA 2018-19 preseason polls. Instead, the Herd rolled out an 8-win improvement overall and 7-wins better in conference play finishing 17-15 and 10-6 in C-USA, securing the No. 6 seed in the tournament. The 10 conference victories were the most C-USA wins for Marshall in program history. Following the conference tournament, the Herd earned a berth in the WBI, just the fourth postseason trip in program history. Marshall won its first round game 67-64 at Davidson before falling in the second round.

Following the 2019-20 season, Kemper increased his overall record to 39-52.

During the 2018-19 season, Marshall was fifth in the conference in points per game (67.3) and led the league in 3-point field goals made per game in conference action (8.9). The Herd also saw an increase in defensive production as Marshall was ranked 13th in C-USA in field goal percentage allowed in 2017-18 but jumped up to fifth in 2018-19. The Herd saw senior Taylor Porter honored twice as a Conference USA Player of the Week including once after breaking the Marshall single-game record draining 10 3-pointers in the senior day win over FIU.

Senior Shayna Gore was named First Team All-Conference USA. Gore was previously honored as Second Team All-Conference USA in 2017-18. The senior guard capped off her prestigious career under the guide of Kemper as just the third player in program history to score over 2,000 points (2,081). Her name can be found all throughout the record book including the program's all-time leader in 3-point field goals made with 303, more than twice the previous record of 146.

The Herd reached some other milestones in 2018-19 including earning a three-overtime victory at home against Louisiana Tech (Jan. 24). It was one of three overtime victories in 2018-19 after going 131 games – second-longest active streak in the NCAA at the time – without even playing an overtime contest. Marshall also earned its first win over Charlotte in the last 10 meetings (Jan. 5) and the team's first ever win over Middle Tennessee (Feb. 16) as Marshall was previously 0-8 against the Blue Raiders.

Kemper's teams have had major success in the classroom as well with seven college graduates over the last two years. The team's overall grade point average in 2017-18 was 3.23 and climbed up to 3.28 in 2018-19. His players have been honored 18 times on the Conference USA Commissioner's Honor Roll (cumulative GPA of 3.0 or better) and 11-time recipients of the C-USA Academic Medal for maintaining a GPA of 3.75 or higher.

During his first five seasons at Marshall as an assistant coach, Kemper has assisted in rebuilding a program that progressively increased its win total over the first four seasons - from 9 to 11

to 17 to 21 wins in the 2015-16 season. That 2015-16 win total was the most for Thundering Herd Women's Basketball in 29 seasons and, for the first time in school history, yielded a first-team All-Conference USA student-athlete for Marshall in Leah Scott.

He helped lead Marshall to two of only three postseason berths in the program's NCAA history, including its first postseason win in 2014-15 (WBI) and WNIT berth in 2015-16.

Kemper has also been heavily involved in the Thundering Herd's recruiting and academic success, helping sign the 34th-ranked class in 2017 and its group in 2015, which came in 52nd.

In the classroom, the program has placed 28 members on the Conference USA Commissioner's Honor Roll (3.0 cumulative GPA or better) and three more were given the Commissioner's Academic Medal (3.75).

Kemper came to Marshall from Central Arkansas, where he coached with now-former Marshall head coach Matt Daniel for three seasons. At UCA, Kemper helped the Sugar Bears to their first Division I conference title and three seasons of at least 21 wins. His tutelage of inside players helped gain two Southland Player of the Year honors and a Defensive Player of the Year.

Before joining the women's staff, Kemper served as an assistant coach for the Central Arkansas men's basketball program for four years.

Two professional players emerged from UCA during those seasons -- the leading scorer in Portugal's Proliga pro league in 2011, Nate Bowie, and professional center Durrell Nevels.


Prior to UCA, Kemper was an assistant coach at Hutchinson (Kansas) Community College - one of the nation's most successful junior college programs.

At Hutchinson, he oversaw day-to-day operations and directed the Blue Dragons' strength and conditioning efforts while also serving as a mathematics and physical education instructor.

The Logan, Kansas, native also held the head coaching spot at Quivira Heights High School in Bushton in 2003-04, guiding QHHS to a No. 1 seed to the regional tournament.

His coaching career began in 2002-03 as an assistant at Hill City (Kansas) High School. Kemper received a bachelor's degree in finance from Fort Hays State University in 2001 and a BBA in Business Education in 2003. He also earned a master's degree in organizational leadership from Fort Hays in 2008.

Kemper and his wife Sandra, a professor at Marshall in the Communications Disorders Department, live in Huntington with sons Brayden and Landry and daughter Jolie.





0 Kia Sivils

5-7 | G | Louisville, Ky.
Sacred Heart HS

Opponent	Date	gs	min	Total		3-Pointers		Free throws		Rebounds				pf	a	t/o	blk	stl	pts	avg
				fg-fga	pct	3fg-fga	pct	ft-fa	pct	off	def	tot	avg							
RADFORD	12/6/20	*	31	1-3	.333	0-1	.000	0-2	.000	2	1	3	3.0	1	3	1	1	1	2	2.0
at Kentucky	12/09/20	*	27	0-4	.000	0-1	.000	0-0	.000	0	1	1	2.0	2	0	3	0	0	0	1.0
LOUISIANA TECH	1/1/21	dnp		-	-	-	-	-	-	-	-	-	-	-	-	-	-	-	-	-
LOUISIANA TECH	1/2/21	dnp		-	-	-	-	-	-	-	-	-	-	-	-	-	-	-	-	-
WKU	1/14/21		19	0-2	.000	0-1	.000	0-0	.000	2	2	4	2.7	2	1	1	2	0	0	0.7
at Western Ky.	01/17/21		13	0-1	.000	0-1	.000	1-2	.500	0	0	0	2.0	0	0	1	0	1	1	0.8
FIU	1/22/21		24	2-4	.500	1-2	.500	1-2	.500	3	2	5	2.6	0	1	1	0	2	6	1.8
FIU	1/23/21		24	0-1	.000	0-1	.000	0-2	.000	0	4	4	2.8	1	1	0	0	0	0	1.5
OLD DOMINION	2/5/21	dnp		-	-	-	-	-	-	-	-	-	-	-	-	-	-	-	-	-
OLD DOMINION	2/6/21	dnp		-	-	-	-	-	-	-	-	-	-	-	-	-	-	-	-	-
Totals		2	138	3-15	.200	1-7	.143	2-8	.250	7	10	17	2.8	6	6	7	3	4	9	1.5

CAREER HIGHS

POINTS

S:..... 6 vs. FIU, 1/22/21

C: 16 (2x) last vs. ODU, 2/22/20

FIELD GOALS

S:..... 2 vs. FIU, 1/22/21

C: 7 at North Texas, 1/4/20

FGA

S:..... 4 at #9 Kentucky, 12/9/20

C: 8 at Bowling Green, 11/13/18

3-POINTERS

S:..... 1 vs. FIU, 1/22/21

C: 3 vs. ODU, 2/22/20

3PTA

S:..... 2 vs. ODU, 1/22/21

C: 3 (2x) last vs. ODU, 2/22/20

FREE THROWS

S:..... 1 vs. FIU, 1/22/21

C: 3 at Wisconsin, 12/4/18

FTA

S:..... 2 3x, last vs. FIU, 1/22/21

C: 4 (4x) last at Rutgers, 12/15/19

REBOUNDS

S:..... 4 twice (last vs. FIU), 1/22/21

C: 8 vs. Charlotte, 1/5/19

ASSISTS

S:..... 3 vs. Radford, 12/6/20

C: 5 (2x) last at USM, 2/6/20

BLOCKS

S:..... 2 vs. WKU, 1/14/21

C: 2 (3x) last vs. WKU, 1/14/21

STEALS

S:..... 2 vs. FIU, 1/22/21

C: 5 (2x) last vs. UTEP, 2/15/20

MINUTES

S:..... 31 vs. Radford, 12/6/20

C: 32 vs. Evansville, 11/29/18

Games played: 6
Minutes/game: 23.0
Points/game: 1.5
FG Pct: 20.0
3FG Pct: 14.3
FT Pct: 25.0

Rebounds/game: 2.8
Assists/game: 1.0
Turnovers/game: 1.2
Assist/turnover ratio: 0.9
Steals/game: 0.7
Blocks/game: 0.5

Career Superlatives

	Sea.	Car.
10+ Pts:	0	3
20+ Pts:	0	0
5+ Rebs:	1	8
10+ Rebs:	0	0
5+ Asts:	0	2
2+ Blks:	1	3
2+ Stls:	1	16
Double-Double:	0	0



CAREER STATISTICS

			Total		3-Point		F-Throws		Rebounds											Scoring	
Season	gp-gs	min/avg	fg-fga	pct	fg-fga	pct	ft-fa	pct	off	def	tot	avg	pf	fo	ast	to	blk	stl	pts	avg	
2018-19	32-0	653/20.4	43-111	.387	6-23	.261	15-31	.484	54	45	99	3.1	54	0	37	33	7	28	107	3.3	
2019-20	28-6	635/22.7	41-94	.436	6-20	.300	15-33	.455	32	34	66	2.4	61	0	34	19	9	29	103	3.7	
2020-21	6-2	138/23.0	3-15	.200	1-7	.143	2-8	.250	7	10	17	2.8	6	0	6	7	3	4	9	1.5	
TOTAL	66-8	1426/21.6	87-220	.395	13-50	.260	32-72	.444	93	89	182	2.8	121	0	77	59	19	61	219	3.3	



1 Christiana McLean

5-6 | G | Wake Forest, N.C.
Heritage HS

CAREER HIGHS

POINTS

S:
C:

FIELD GOALS

S:
C:

FGA

S:
C:

3-POINTERS

S:
C:

3PTA

S:
C:

FREE THROWS

S:
C:

FTA

S:
C:

REBOUNDS

S:
C:

ASSISTS

S:
C:

BLOCKS

S:
C:

STEALS

S:
C:

MINUTES

S:
C:

Redshirted the 2019-20 season.

Career Superlatives

	Sea.	Car.
10+ Pts:	0	0
20+ Pts:	0	0
5+ Rebs:	0	0
10+ Rebs:	0	0
5+ Asts:	0	0
2+ Blks:	0	0
2+ Stls:	0	0
Double-Double:	0	0



CAREER STATISTICS



2 Kristen Mayo

5-5 | G | Grayson, Ky.
East Carter HS

Opponent	Date	gs	min	Total		3-Pointers		Free throws		Rebounds											
				fg-fga	pct	3fg-fga	pct	ft-fa	pct	off	def	tot	avg	pf	a	t/o	blk	stl	pts	avg	
RADFORD	12/6/20	*	29	1-8	.125	0-3	.000	5-6	.833	0	6	6	6.0	2	3	1	0	3	7	7.0	
at Kentucky	12/09/20	*	31	1-7	.143	0-4	.000	1-2	.500	0	3	3	4.5	2	1	3	0	2	3	5.0	
LOUISIANA TECH	1/1/21		dnp	-	-	-	-	-	-	-	-	-	-	-	-	-	-	-	-	-	
LOUISIANA TECH	1/2/21		dnp	-	-	-	-	-	-	-	-	-	-	-	-	-	-	-	-	-	
WKU	1/14/21	*	29	7-11	.636	2-6	.333	2-2	1.000	0	5	5	4.7	0	4	1	0	2	18	9.3	
at Western Ky.	01/17/21	*	30	2-8	.250	2-7	.286	2-2	1.000	0	3	3	4.3	3	3	3	0	2	8	9.0	
FIU	1/22/21	*	34	2-6	.333	2-5	.400	1-4	.250	0	3	3	4.0	2	2	0	0	1	7	8.6	
FIU	1/23/21	*	33	5-12	.417	4-8	.500	0-0	.000	0	3	3	3.8	3	3	2	0	2	14	9.5	
OLD DOMINION	2/5/21		dnp	-	-	-	-	-	-	-	-	-	-	-	-	-	-	-	-	-	
OLD DOMINION	2/6/21		dnp	-	-	-	-	-	-	-	-	-	-	-	-	-	-	-	-	-	
Totals			6	186	18-52	.346	10-33	.303	11-16	.688	0	23	23	3.8	12	16	10	0	12	57	9.5

CAREER HIGHS

POINTS

S:..... 18 vs. WKU, 1/14/21
C:22 vs. USM, 3/11/20

FIELD GOALS

S:..... 7 vs. WKU, 1/14/21
C: 8 (2x) last vs. BGSU, 12/7/19

FGA

S:..... 12 vs. FIU, 1/23/21
C: 14 (3x) last vs. USM, 3/11/20

3-POINTERS

S:..... 4 vs. FIU, 1/23/21
C: 6 vs. Coppin State, 12/1/18

3PTA

S:..... 8 vs. FIU, 1/23/21
C:10 vs. Bowling Green, 12/7/19

FREE THROWS

S:.....5 vs. Radford, 12/6/20
C:7 at Charlotte, 1/16/20

FTA

S:.....6 vs. Radford, 12/6/20
C: 9 (2x) last vs. USM, 3/11/20

REBOUNDS

S:.....6 vs. Radford, 12/6/20
C:8 at UTEP, 1/31/19

ASSISTS

S:..... 4 vs. WKU, 1/14/21
C: . 8 (2x) last vs. Tenn. St. 12/15/18

BLOCKS

S:.....
C:1 (6) last vs. WKU, 1/25/20

STEALS

S:.....3 vs. Radford, 12/6/20
C:5 vs. KCU, 11/5/19

MINUTES

S:..... 34 vs. FIU, 1/22/21
C: 43 vs. LA Tech, 1/24/19

Games played: 6
Minutes/game: 31.0
Points/game: 9.5
FG Pct: 34.6
3FG Pct: 30.3
FT Pct: 68.8

Rebounds/game: 3.8
Assists/game: 2.7
Turnovers/game: 1.7
Assist/turnover ratio: 1.6
Steals/game: 2.0

Career Superlatives

	Sea.	Car.
10+ Pts:	2	37
20+ Pts:	0	3
5+ Rebs:	2	17
10+ Rebs:	0	0
5+ Asts:	0	11
2+ Blks:	0	0
2+ Stls:	4	35
Double-Double:	0	0



CAREER STATISTICS

			Total		3-Point		F-Throws		Rebounds											Scoring	
Season	gp-gs	min/avg	fg-fga	pct	fg-fga	pct	ft-fa	pct	off	def	tot	avg	pf	fo	ast	to	blk	stl	pts	avg	
2017-18	29-25	821/28.3	70-214	.327	34-94	.362	31-42	.738	7	67	74	2.6	57	0	85	75	2	31	205	7.1	
2018-19	32-31	963/30.1	79-220	.359	40-132	.303	37-41	.902	6	91	97	3.0	53	1	96	71	2	41	235	7.3	
2019-20	30-30	931/31.0	108-307	.352	46-160	.288	65-92	.707	13	78	91	3.0	54	1	64	49	2	38	327	10.9	
2020-21	6-6	186/31.0	18-52	.346	10-33	.303	11-16	.688	0	23	23	3.8	12	0	16	10	0	12	57	9.5	
TOTAL	97-92	2901/29.9	275-793	.347	130-419	.310	144-191	.754	26	259	285	2.9	176	2	261	205	6	122	824	8.5	



3 CC Mays

5-8 | G | Tampa, Fla.
Seffner Christian Academy

CAREER HIGHS

POINTS

S:.....11 at Charlotte, 1/9/21
C:11 at Charlotte, 1/9/21

FIELD GOALS

S:.....5 at Charlotte, 1/9/21
C:5 at Charlotte, 1/9/21

FGA

S:.....14 at Charlotte, 1/9/21
C:14 at Charlotte, 1/9/21

3-POINTERS

S:..... 1 at #9 Kentucky, 12/9/20
C: 1 at #9 Kentucky, 12/9/20

3PTA

S:..... 3 at #9 Kentucky, 12/9/20
C: 3 at #9 Kentucky, 12/9/20

FREE THROWS

S:..... 3 twice, last vs. WKU, 1/14/21
C: 3 twice, last vs. WKU, 1/14/21

FTA

S:.....5 vs. ODU, 2/6/21
C:5 vs. ODU, 2/6/21

REBOUNDS

S:.....13 at Charlotte, 1/9/21
C:13 at Charlotte, 1/9/21

ASSISTS

S:.....3 4x, last vs. ODU, 2/6/21
C:3 4x, last vs. ODU, 2/6/21

BLOCKS

S:.....
C:

STEALS

S:.....4 vs. ODU, 2/6/21
C:4 vs. ODU, 2/6/21

MINUTES

S:.....39 vs. ODU, 2/6/21
C:39 vs. ODU, 2/6/21

Opponent	Date	gs	min	Total		3-Pointers		Free throws		Rebounds				pf	a	t/o	blk	stl	pts	avg	
				fg-fga	pct	3fg-fga	pct	ft-fa	pct	off	def	tot	avg								
RADFORD	12/6/20	*	26	2-8	.250	0-2	.000	0-2	.000	3	2	5	5.0	2	2	0	0	1	4	4.0	
at Kentucky	12/09/20	*	19	1-4	.250	1-3	.333	3-4	.750	0	1	1	3.0	5	1	1	0	0	6	5.0	
LOUISIANA TECH	1/1/21		16	0-2	.000	0-0	.000	0-0	.000	0	1	1	2.3	5	0	3	0	0	0	3.3	
LOUISIANA TECH	1/2/21		20	3-7	.429	0-0	.000	2-2	1.000	2	3	5	3.0	1	3	2	0	0	8	4.5	
at Charlotte	01/08/21		25	2-8	.250	0-2	.000	2-3	.667	0	2	2	2.8	3	2	3	0	3	6	4.8	
at Charlotte	01/09/21		28	5-14	.357	0-1	.000	1-3	.333	6	7	13	4.5	5	3	1	0	2	11	5.8	
WKU	1/14/21		17	2-3	.667	0-0	.000	3-4	.750	1	2	3	4.3	2	3	2	0	1	7	6.0	
at Western Ky.	01/17/21		10	1-3	.333	0-0	.000	0-0	.000	0	2	2	4.0	3	1	2	0	0	2	5.5	
FIU	1/22/21		12	0-3	.000	0-0	.000	0-2	.000	0	1	1	3.7	1	0	2	0	0	0	4.9	
FIU	1/23/21		8	1-2	.500	0-0	.000	2-2	1.000	1	2	3	3.6	0	0	1	0	2	4	4.8	
OLD DOMINION	2/5/21	*	20	0-3	.000	0-0	.000	0-0	.000	2	1	3	3.5	3	2	2	0	0	0	4.4	
OLD DOMINION	2/6/21	*	39	3-8	.375	0-1	.000	2-5	.400	0	7	7	3.8	4	3	2	0	4	8	4.7	
Totals			4	240	20-65	.308	1-9	.111	15-27	.556	15	31	46	3.8	34	20	21	0	13	56	4.7

Games played: 12
Minutes/game: 20.0
Points/game: 4.7
FG Pct: 30.8
3FG Pct: 11.1
FT Pct: 55.6

Rebounds/game: 3.8
Assists/game: 1.7
Turnovers/game: 1.8
Assist/turnover ratio: 1.0
Steals/game: 1.1

Career Superlatives

	Sea.	Car.
10+ Pts:	1	1
20+ Pts:	0	0
5+ Rebs:	4	4
10+ Rebs:	1	1
5+ Asts:	0	0
2+ Blks:	0	0
2+ Stls:	3	3
Double-Double:	1	1



CAREER STATISTICS

			Total		3-Point		F-Throws		Rebounds										Scoring	
Season	gp-gs	min/avg	fg-fga	pct	fg-fga	pct	ft-fa	pct	off	def	tot	avg	pf	fo	ast	to	blk	stl	pts	avg
2020-21	12-4	240/20.0	20-65	.308	1-9	.111	15-27	.556	15	31	46	3.8	34	3	20	21	0	13	56	4.7
TOTAL	12-4	240/20.0	20-65	.308	1-9	.111	15-27	.556	15	31	46	3.8	34	3	20	21	0	13	56	4.7



4 Savannah Wheeler

5-6 | G | Catlettsburg, Ky.

Boyd County HS

Opponent	Date	gs	min	Total		3-Pointers		Free throws		Rebounds				pf	a	t/o	blk	stl	pts	avg	
				fg-fga	pct	3fg-fga	pct	ft-fa	pct	off	def	tot	avg								
RADFORD	12/6/20	*	27	7-16	.438	3-9	.333	8-12	.667	0	3	3	3.0	0	1	1	1	2	25	25.0	
at Kentucky	12/09/20	*	28	2-10	.200	0-5	.000	5-6	.833	1	2	3	3.0	0	1	1	0	1	9	17.0	
LOUISIANA TECH	1/1/21	*	41	1-7	.143	0-4	.000	5-6	.833	2	9	11	5.7	2	5	7	0	3	7	13.7	
LOUISIANA TECH	1/2/21	*	31	3-10	.300	3-10	.300	7-8	.875	0	2	2	4.8	2	1	2	0	1	16	14.3	
at Charlotte	01/08/21	*	33	4-11	.364	1-3	.333	7-9	.778	1	2	3	4.4	2	2	4	0	0	16	14.6	
at Charlotte	01/09/21	*	42	4-10	.400	1-3	.333	2-3	.667	1	1	2	4.0	2	3	5	0	0	11	14.0	
WKU	1/14/21	*	28	7-16	.438	3-7	.429	3-4	.750	1	2	3	3.9	0	6	0	0	0	20	14.9	
at Western Ky.	01/17/21	*	35	7-14	.500	3-7	.429	7-7	1.000	3	1	4	3.9	5	3	5	0	1	24	16.0	
FIU	1/22/21	*	34	7-18	.389	1-4	.250	5-5	1.000	0	3	3	3.8	1	4	2	0	2	20	16.4	
FIU	1/23/21	*	37	4-7	.571	0-1	.000	7-8	.875	0	3	3	3.7	2	1	4	0	2	15	16.3	
OLD DOMINION	2/5/21	*	39	6-17	.353	1-6	.167	5-6	.833	1	3	4	3.7	3	3	0	0	0	18	16.5	
OLD DOMINION	2/6/21	*	43	8-16	.500	4-7	.571	15-18	.833	1	5	6	3.9	3	1	5	0	0	35	18.0	
Totals			12	418	60-152	.395	20-66	.303	76-92	.826	11	36	47	3.9	22	31	36	1	12	216	18.0

CAREER HIGHS

POINTS

S: 35 vs. ODU, 2/6/21

C: 35 vs. ODU, 2/6/21

FIELD GOALS

S: 8 vs. ODU, 2/6/21

C: 9 vs. FAU, 2/1/20

FGA

S: 18 vs. FIU, 1/22/21

C: 18 vs. FIU, 1/22/21

3-POINTERS

S: 4 vs. ODU, 2/6/21

C: 5 vs. Norfolk State, 11/9/19

3PTA

S: 10 vs. LA Tech, 1/2/21

C: 10 vs. LA Tech, 1/2/21

FREE THROWS

S: 15 vs. ODU, 2/6/21

C: 15 vs. ODU, 2/6/21

FTA

S: 18 vs. ODU, 2/6/21

C: 18 vs. ODU, 2/6/21

REBOUNDS

S: 11 vs. Louisiana Tech, 1/1/21

C: 11 vs. Louisiana Tech, 1/1/21

ASSISTS

S: 6 vs. WKU, 1/14/21

C: 7 vs. Bowling Green, 12/7/19

BLOCKS

S: 1 vs. Radford, 12/6/20

C: 1 (5x) last vs. Radford, 12/6/20

STEALS

S: 3 vs. Louisiana Tech, 1/1/21

C: 5 at Evansville, 11/24/19

MINUTES

S: 43 vs. ODU, 2/6/21

C: 43 vs. ODU, 2/6/21

Games played: 12

Minutes/game: 34.8

Points/game: 18.0

FG Pct: 39.5

3FG Pct: 30.3

FT Pct: 82.6

Rebounds/game: 3.9

Assists/game: 2.6

Turnovers/game: 3.0


Assist/turnover ratio: 0.9

Steals/game: 1.0

Blocks/game: 0.1

Career Superlatives

	Sea.	Car.
10+ Pts:	10	34
20+ Pts:	4	6
5+ Rebs:	2	9
10+ Rebs:	1	1
5+ Asts:	2	6
2+ Blks:	0	0
2+ Stls:	4	16
Double-Double:	0	0



CAREER STATISTICS

			Total		3-Point		F-Throws		Rebounds											Scoring	
Season	gp-gs	min/avg	fg-fga	pct	fg-fga	pct	ft-fa	pct	off	def	tot	avg	pf	fo	ast	to	blk	stl	pts	avg	
2019-20	30-17	873/29.1	113-290	.390	47-140	.336	130-155	.839	19	77	96	3.2	89	3	83	74	4	41	403	13.4	
2020-21	12-12	418/34.8	60-152	.395	20-66	.303	76-92	.826	11	36	47	3.9	22	1	31	36	1	12	216	18.0	
TOTAL	42-29	1291/30.7	173-442	.391	67-206	.325	206-247	.834	30	113	143	3.4	111	4	114	110	5	53	619	14.7	

5 Samantha LaFon

6-0 | F | Chesapeake, Ohio
Ironton HS

Opponent	Date	gs	min	Total		3-Pointers		Free throws		Rebounds				pf	a	t/o	blk	stl	pts	avg
				fg-fga	pct	3fg-fga	pct	ft-fa	pct	off	def	tot	avg							
LOUISIANA TECH	1/1/21		dnp	-	-	-	-	-	-	-	-	-	-	-	-	-	-	-	-	-
LOUISIANA TECH	1/2/21		dnp	-	-	-	-	-	-	-	-	-	-	-	-	-	-	-	-	-
WKU	1/14/21		dnp	-	-	-	-	-	-	-	-	-	-	-	-	-	-	-	-	-
FIU	1/22/21	1		0-0	.000	0-0	.000	1-2	.500	1	0	1	1.0	0	0	0	0	0	1	1.0
FIU	1/23/21	1		1-1	1.000	0-0	.000	0-0	.000	0	0	0	0.5	1	0	0	0	0	2	1.5
OLD DOMINION	2/5/21		dnp	-	-	-	-	-	-	-	-	-	-	-	-	-	-	-	-	-
OLD DOMINION	2/6/21		dnp	-	-	-	-	-	-	-	-	-	-	-	-	-	-	-	-	-
Totals		0	2	1-1	1.000	0-0	.000	1-2	.500	1	0	1	0.5	1	0	0	0	0	3	1.5

Games played: 2

Rebounds/game: 0.5

Minutes/game: 1.0

Points/game: 1.5

FG Pct: 100.0

FT Pct: 50.0

CAREER HIGHS

POINTS

S:..... 2 vs. FIU, 1/23/21

C: 2 vs. FIU, 1/23/21

FIELD GOALS

S:..... 1 vs. FIU, 1/23/21

C: 1 vs. FIU, 1/23/21

FGA

S:.....

C:

3-POINTERS

S:.....

C:

3PTA

S:.....

C:

FREE THROWS

S:..... 1 vs. FIU, 1/22/21

C: 1 vs. FIU, 1/22/21

FTA

S:..... 2 vs. FIU, 1/22/21

C: 2 vs. FIU, 1/22/21

REBOUNDS

S:..... 1 vs. FIU, 1/22/21

C: 1 vs. FIU, 1/22/21

ASSISTS

S:.....

C:

BLOCKS

S:.....

C:

STEALS

S:.....

C:

MINUTES

S:.....1 (2x), last vs. FIU, 1/23/21

C:1 (2x), last vs. FIU, 1/23/21

Career Superlatives

	Sea.	Car.
10+ Pts:	0	0
20+ Pts:	0	0
5+ Rebs:	0	0
10+ Rebs:	0	0
5+ Asts:	0	0
2+ Blks:	0	0
2+ Stls:	0	0
Double-Double:	0	0

CAREER STATISTICS

Season	gp-gs	min/avg	Total		3-Point		F-Throws		Rebounds				Scoring					
			fg-fga	pct	fg-fga	pct	ft-fa	pct	off	def	tot	avg	pf	fo	ast	to	blk	stl
2020-21	2-0	2/1.0	1-1	1.000	0-0	.000	1-2	.500	1	0	1	0.5	1	0	0	0	0	0
TOTAL	2-0	2/1.0	1-1	1.000	0-0	.000	1-2	.500	1	0	1	0.5	1	0	0	0	0	0



11 Ksenija Mitric

5-8 | G | Banja Luka, Bosnia & Herzegovina | Celje Basketball Club

Opponent	Date	gs	min	Total		3-Pointers		Free throws		Rebounds				pf	a	t/o	blk	stl	pts	avg
				fg-fga	pct	3fg-fga	pct	ft-fa	pct	off	def	tot	avg							
RADFORD	12/6/20		22	3-10	.300	2-6	.333	0-0	.000	0	2	2	2.0	1	3	0	0	0	8	8.0
at Kentucky	12/09/20		17	0-4	.000	0-4	.000	0-0	.000	0	2	2	2.0	0	3	3	0	0	0	4.0
Totals		0	39	3-14	.214	2-10	.200	0-0	.000	0	4	4	2.0	1	6	3	0	0	8	4.0

Games played: 2
Minutes/game: 19.5
Points/game: 4.0
FG Pct: 21.4
3FG Pct: 20.0

Rebounds/game: 2.0
Assists/game: 3.0
Turnovers/game: 1.5
Assist/turnover ratio: 2.0

CAREER HIGHS

POINTS

S:.....8 vs. Radford, 12/6/20
C:Same

FIELD GOALS

S:.....3 vs. Radford, 12/6/20
C:Same

FGA

S:.....10 vs. Radford, 12/6/20
C:Same

3-POINTERS

S:.....2 vs. Radford, 12/6/20
C:Same

3PTA

S:.....6 vs. Radford, 12/6/20
C:Same

FREE THROWS

S:.....
C:

FTA

S:.....
C:

REBOUNDS

S:2 (2x) last at #9 Kentucky, 12/9/20
C:Same

ASSISTS

S:3 (2x) last at #9 Kentucky, 12/9/20
C:Same

BLOCKS

S:.....
C:

STEALS

S:.....
C:

MINUTES

S:.....22 vs. Radford, 12/6/20
C:Same

Career Superlatives

	Sea.	Car.
10+ Pts:	0	0
20+ Pts:	0	0
5+ Rebs:	0	0
10+ Rebs:	0	0
5+ Asts:	0	0
2+ Blks:	0	0
2+ Stls:	0	0
Double-Double:	0	0



CAREER STATISTICS

			CAREER STATISTICS																		
			Total		3-Point		F-Throws		Rebounds											Scoring	
Season	gp-gs	min/avg	fg-fga	pct	fg-fga	pct	ft-fa	pct	off	def	tot	avg	pf	fo	ast	to	blk	stl	pts	avg	
2020-21	2-0	39/19.5	3-14	.214	2-10	.200	0-0	.000	0	4	4	2.0	1	0	6	3	0	0	8	4.0	
TOTAL	2-0	39/19.5	3-14	.214	2-10	.200	0-0	.000	0	4	4	2.0	1	0	6	3	0	0	8	4.0	



20 Taylor Pearson

5-7 | F | Columbus, Ohio
Northland HS

Opponent	Date	gs	min	Total		3-Pointers		Free throws		Rebounds											
				fg-fga	pct	3fg-fga	pct	ft-fla	pct	off	def	tot	avg	pf	a	t/o	blk	stl	pts	avg	
RADFORD	12/6/20		dnp	-	-	-	-	-	-	-	-	-	-	-	-	-	-	-	-	-	-
LOUISIANA TECH	1/1/21	*	41	6-11	.545	3-8	.375	1-2	.500	0	6	6	6.0	1	3	1	2	0	16	16.0	
LOUISIANA TECH	1/2/21	*	33	3-9	.333	1-4	.250	3-4	.750	1	3	4	5.0	4	1	4	0	1	10	13.0	
at Charlotte	01/08/21	*	31	3-10	.300	0-4	.000	1-1	1.000	0	3	3	4.3	2	2	2	0	2	7	11.0	
at Charlotte	01/09/21	*	38	2-11	.182	0-4	.000	1-2	.500	0	6	6	4.8	4	1	4	0	1	5	9.5	
WKU	1/14/21	*	23	4-8	.500	2-4	.500	0-0	.000	0	4	4	4.6	2	2	1	1	0	10	9.6	
at Western Ky.	01/17/21	*	31	2-10	.200	1-5	.200	0-0	.000	0	2	2	4.2	1	2	3	0	1	5	8.8	
FIU	1/22/21	*	29	2-9	.222	1-6	.167	4-4	1.000	2	3	5	4.3	1	0	4	0	0	9	8.9	
FIU	1/23/21	*	29	1-5	.200	1-3	.333	2-2	1.000	2	2	4	4.3	3	3	4	1	1	5	8.4	
OLD DOMINION	2/5/21	*	37	3-8	.375	1-4	.250	2-2	1.000	0	2	2	4.0	1	5	3	0	1	9	8.4	
OLD DOMINION	2/6/21	*	39	2-8	.250	1-5	.200	1-2	.500	0	3	3	3.9	0	3	2	0	1	6	8.2	
Totals			10	331	28-89	.315	11-47	.234	15-19	.789	5	34	39	3.9	19	22	28	4	8	82	8.2

Games played: 10

Minutes/game: 33.1

Points/game: 8.2

FG Pct: 31.5

3FG Pct: 23.4

FT Pct: 78.9

Rebounds/game: 3.9

Assists/game: 2.2

Turnovers/game: 2.8

Assist/turnover ratio: 0.8

Steals/game: 0.8

Blocks/game: 0.4

CAREER HIGHS

POINTS

S:..... 16 vs. Louisiana Tech, 1/1/21

C:24 at WKU, 2/20/20

FIELD GOALS

S:..... 6 vs. Louisiana Tech, 1/1/21

C:10 at WKU, 2/20/20

FGA

S:..... 11 2x, last at Charlotte, 1/8/21

C:15 at WKU, 2/20/20

3-POINTERS

S:..... 3 vs. Louisiana Tech, 1/1/21

C:6 at USM, 2/6/20

3PTA

S:..... 8 vs. Louisiana Tech, 1/1/21

C:9 at USM, 2/6/20

FREE THROWS

S:..... 4 vs. FIU, 1/22/21

C:6 (3x) last vs. FAU, 2/1/20

FTA

S:..... 4 (2x) vs. FIU, 1/22/21

C:8 (2x) last vs. WKU, 1/25/20

REBOUNDS

S:.. 6 twice, last at Charlotte, 1/9/21

C: 12 (2x) last vs. UTEP, 3/13/19

ASSISTS

S:..... 5 vs. ODU, 2/5/21

C: 5 (3x) last vs. ODU, 2/5/21

BLOCKS

S:..... 2 vs. Louisiana Tech, 1/1/21

C: .. 2 twice, last vs. LA Tech, 1/1/21

STEALS

S:..... 2 at Charlotte, 1/8/21

C: 3 vs. KCU, 12/18/19

MINUTES

S:..... 41 vs. Louisiana Tech, 1/1/21

C: 44 vs. UTEP, 3/13/19

Career Superlatives

	Sea.	Car.
10+ Pts:	3	33
20+ Pts:	0	2
5+ Rebs:	3	47
10+ Rebs:	0	3
5+ Asts:	1	3
2+ Blks:	2	3
2+ Stls:	1	13
Double-Double:	0	2



CAREER STATISTICS

			Total		3-Point		F-Throws		Rebounds										Scoring	
Season	gp-gs	min/avg	fg-fga	pct	fg-fga	pct	ft-fa	pct	off	def	tot	avg	pf	fo	ast	to	blk	stl	pts	avg
2017-18	29-4	572/19.7	54-140	.386	14-51	.275	40-55	.727	33	61	94	3.2	57	0	30	44	2	13	162	5.6
2018-19	30-26	742/24.7	68-188	.362	11-59	.186	28-53	.528	44	123	167	5.6	66	0	32	54	2	22	175	5.8
2019-20	30-28	885/29.5	111-262	.424	53-134	.396	58-79	.734	33	124	157	5.2	68	1	45	65	4	19	333	11.1
2020-21	10-10	331/33.1	28-89	.315	11-47	.234	15-19	.789	5	34	39	3.9	19	0	22	28	4	8	82	8.2
TOTAL	99-68	2530/25.6	261-679	.384	89-291	.306	141-206	.684	115	342	457	4.6	210	1	129	191	12	62	752	7.6



21 Sarah Liberatore

5-10 | G | Greensburg, Pa.
Hempfield Area HS

Opponent	Date	gs	min	Total		3-Pointers		Free throws		Rebounds				pf	a	t/o	blk	stl	pts	avg
				fg-fga	pct	3fg-fga	pct	ft-fita	pct	off	def	tot	avg							
RADFORD	12/6/20		5	0-1	.000	0-1	.000	0-0	.000	0	0	0	0.0	0	0	1	0	0	0	0.0
at Kentucky	12/09/20		2	0-0	.000	0-0	.000	0-0	.000	0	0	0	0.0	1	0	1	0	0	0	0.0
LOUISIANA TECH	1/1/21		9	1-3	.333	1-2	.500	0-0	.000	0	0	0	0.0	0	0	1	0	0	3	1.0
LOUISIANA TECH	1/2/21		8	1-2	.500	0-1	.000	0-1	.000	0	0	0	0.0	0	0	0	0	1	2	1.3
at Charlotte	01/08/21		13	1-2	.500	1-2	.500	0-0	.000	0	1	1	0.2	0	0	0	0	0	3	1.6
at Charlotte	01/09/21		4	0-0	.000	0-0	.000	0-0	.000	0	0	0	0.2	0	0	0	0	0	0	1.3
WKU	1/14/21		2	1-1	1.000	1-1	1.000	0-0	.000	0	0	0	0.1	0	0	0	0	0	3	1.6
FIU	1/22/21		1	0-0	.000	0-0	.000	0-0	.000	0	0	0	0.1	0	0	0	0	0	0	1.4
FIU	1/23/21		dnp	-	-	-	-	-	-	-	-	-	-	-	-	-	-	-	-	-
OLD DOMINION	2/5/21		1	0-0	.000	0-0	.000	0-0	.000	0	0	0	0.1	1	0	1	0	0	0	1.2
OLD DOMINION	2/6/21		dnp	-	-	-	-	-	-	-	-	-	-	-	-	-	-	-	-	-
Totals		0	45	4-9	.444	3-7	.429	0-1	.000	0	1	1	0.1	2	0	4	0	1	11	1.2

CAREER HIGHS

POINTS

S:..... 3 3x, last vs. WKU, 1/14/21

C: 3 3x, last vs. WKU, 1/14/21

FIELD GOALS

S:..... 1 4x, last vs. WKU, 1/14/21

C: 1 4x, last vs. WKU, 1/14/21

FGA

S:..... 3 vs. LA Tech, 1/1/21

C: 3 vs. LA Tech, 1/1/21

3-POINTERS

S:..... 1 3x, last vs. WKU, 1/14/21

C: 1 3x, last vs. WKU, 1/14/21

3PTA

S: 2 twice, last at Charlotte, 1/8/21

C: 2 twice, last at Charlotte, 1/8/21

FREE THROWS

S:.....

C:

FTA

S:..... 1 vs. LA Tech, 1/1/21

C: 1 vs. LA Tech, 1/1/21

REBOUNDS

S:..... 1 at Charlotte, 1/8/21

C: 1 at Charlotte, 1/8/21

ASSISTS

S:.....

C:

BLOCKS

S:.....

C:

STEALS

S:..... 1 vs. LA Tech, 1/1/21

C: 1 vs. LA Tech, 1/1/21

MINUTES

S:..... 13 at Charlotte, 1/8/21

C: 13 at Charlotte, 1/8/21

Games played: 9

Minutes/game: 5.0

Points/game: 1.2

FG Pct: 44.4

3FG Pct: 42.9

FT Pct: 0.0

Rebounds/game: 0.1

Turnovers/game: 0.4

Steals/game: 0.1

Career Superlatives

	Sea.	Car.
10+ Pts:	0	0
20+ Pts:	0	0
5+ Rebs:	0	0
10+ Rebs:	0	0
5+ Asts:	0	0
2+ Blks:	0	0
2+ Stls:	0	0
Double-Double:	0	0



CAREER STATISTICS

			Total		3-Point		F-Throws		Rebounds											Scoring	
Season	gp-gs	min/avg	fg-fga	pct	fg-fga	pct	ft-fita	pct	off	def	tot	avg	pf	fo	ast	to	blk	stl	pts	avg	
2020-21	9-0	45/5.0	4-9	.444	3-7	.429	0-1	.000	0	1	1	0.1	2	0	0	4	0	1	11	1.2	
TOTAL	9-0	45/5.0	4-9	.444	3-7	.429	0-1	.000	0	1	1	0.1	2	0	0	4	0	1	11	1.2	



23 Alexis Johnson

5-10 | F | Southfield, Mich.
Southfield HS for the Arts & Tech.

Opponent	Date	gs	min	Total		3-Pointers		Free throws		Rebounds				pf	a	t/o	blk	stl	pts	avg
				fg-fga	pct	3fg-fga	pct	ft-fa	pct	off	def	tot	avg							
RADFORD	12/6/20		21	6-11	.545	0-2	.000	0-2	.000	5	4	9	9.0	1	1	0	0	1	12	12.0
at Kentucky	12/09/20		25	6-9	.667	2-2	1.000	2-4	.500	2	2	4	6.5	3	0	1	0	3	16	14.0
LOUISIANA TECH	1/1/21	*	34	7-11	.636	0-1	.000	2-2	1.000	0	11	11	8.0	2	0	3	0	1	16	14.7
LOUISIANA TECH	1/2/21	*	29	2-6	.333	0-1	.000	0-0	.000	1	6	7	7.8	1	0	1	0	1	4	12.0
at Charlotte	01/08/21	*	25	4-7	.571	1-4	.250	0-0	.000	3	6	9	8.0	3	0	3	0	2	9	11.4
at Charlotte	01/09/21	*	31	5-16	.313	1-4	.250	0-1	.000	5	9	14	9.0	3	1	2	0	1	11	11.3
WKU	1/14/21		13	3-3	1.000	0-0	.000	0-0	.000	2	1	3	8.1	2	0	1	0	2	6	10.6
at Western Ky.	01/17/21		13	1-2	.500	0-0	.000	0-0	.000	0	0	0	7.1	4	1	0	0	1	2	9.5
FIU	1/22/21		dnp	-	-	-	-	-	-	-	-	-	-	-	-	-	-	-	-	-
FIU	1/23/21		dnp	-	-	-	-	-	-	-	-	-	-	-	-	-	-	-	-	-
OLD DOMINION	2/5/21		25	9-11	.818	0-1	.000	0-0	.000	2	6	8	7.2	4	2	4	1	0	18	10.4
OLD DOMINION	2/6/21		22	2-6	.333	0-0	.000	1-4	.250	3	5	8	7.3	0	2	1	0	1	5	9.9
Totals		4	238	45-82	.549	4-15	.267	5-13	.385	23	50	73	7.3	23	7	16	1	13	99	9.9

CAREER HIGHS

POINTS

S:.....18 vs. ODU, 2/5/21
S:.....18 vs. ODU, 2/5/21

FIELD GOALS

S:.....9 vs. ODU, 2/5/21
C:9 vs. ODU, 2/5/21

FGA

S:.....16 at Charlotte, 1/9/21
C:16 at Charlotte, 1/9/21

3-POINTERS

S:.....2 at #9 Kentucky, 12/9/20
C:2 at #9 Kentucky, 12/9/20

3PTA

S:.. 4 twice, last at Charlotte, 1/9/21
C: 4 twice, last at Charlotte, 1/9/21

FREE THROWS

S:.... 2 twice, last vs. LA Tech, 1/1/21
C:2 (4x) last vs. LA Tech, 1/1/21

FTA

S:.... 4 (twice), last vs. ODU, 2/6/21
C: 4 (3x) last vs. ODU, 2/6/21

REBOUNDS

S:.....14 at Charlotte, 1/9/21
C:14 at Charlotte, 1/9/21

ASSISTS

S:.....2 twice, last vs. ODU, 2/6/21
C:2 twice, last vs. ODU, 2/6/21

BLOCKS

S:.....1 vs. ODU, 2/5/21
C:1 vs. ODU, 2/5/21

STEALS

S:.....3 at #9 Kentucky, 12/9/20
C:3 (2x) last at #9 Kentucky, 12/9/20

MINUTES

S:.....34 vs. LA Tech, 1/1/21
C:34 vs. LA Tech, 1/1/21

Games played: 10
Minutes/game: 23.8
Points/game: 9.9
FG Pct: 54.9
3FG Pct: 26.7
FT Pct: 38.5

Rebounds/game: 7.3
Assists/game: 0.7
Turnovers/game: 1.6
Assist/turnover ratio: 0.4
Steals/game: 1.3
Blocks/game: 0.1

Career Superlatives

	Sea.	Car.
10+ Pts:	5	5
20+ Pts:	0	0
5+ Rebs:	7	7
10+ Rebs:	2	2
5+ Asts:	0	0
2+ Blks:	0	0
2+ Stls:	3	4
Double-Double:	2	2



CAREER STATISTICS

			Total		3-Point		F-Throws		Rebounds										Scoring	
Season	gp-gs	min/avg	fg-fga	pct	fg-fga	pct	ft-fa	pct	off	def	tot	avg	pf	fo	ast	to	blk	stl	pts	avg
2019-20	15-0	88/5.9	11-23	.478	1-4	.250	4-10	.400	6	18	24	1.6	18	0	2	7	0	6	27	1.8
2020-21	10-4	238/23.8	45-82	.549	4-15	.267	5-13	.385	23	50	73	7.3	23	0	7	16	1	13	99	9.9
TOTAL	25-4	326/13.0	56-105	.533	5-19	.263	9-23	.391	29	68	97	3.9	41	0	9	23	1	19	126	5.0



24 Kennedi Colclough

6-0 | F | Crofton, Md.
Stetson University

Opponent	Date	gs	min	Total		3-Pointers		Free throws		Rebounds				pf	a	t/o	blk	stl	pts	avg
				fg-fga	pct	3fg-fga	pct	ft-fa	pct	off	def	tot	avg							
RADFORD	12/6/20		dnp	-	-	-	-	-	-	-	-	-	-	-	-	-	-	-	-	-
LOUISIANA TECH	1/1/21	*	29	2-6	.333	0-1	.000	0-0	.000	2	2	4	4.0	4	2	3	4	1	4	4.0
LOUISIANA TECH	1/2/21	*	26	4-6	.667	0-0	.000	0-0	.000	1	2	3	3.5	2	2	2	2	0	8	6.0
at Charlotte	01/08/21	*	24	1-6	.167	0-3	.000	2-2	1.000	3	4	7	4.7	5	2	1	0	0	4	5.3
at Charlotte	01/09/21	*	33	4-14	.286	0-3	.000	2-2	1.000	4	3	7	5.3	1	1	0	1	1	10	6.5
WKU	1/14/21	*	18	2-2	1.000	0-0	.000	0-0	.000	0	1	1	4.4	1	0	0	0	1	4	6.0
at Western Ky.	01/17/21	*	25	7-11	.636	1-1	1.000	0-0	.000	0	5	5	4.5	5	2	3	1	1	15	7.5
FIU	1/22/21	*	21	2-4	.500	0-0	.000	0-0	.000	0	0	0	3.9	3	0	2	0	0	4	7.0
FIU	1/23/21	*	21	4-6	.667	0-0	.000	1-3	.333	2	2	4	3.9	2	3	2	0	0	9	7.3
OLD DOMINION	2/5/21	*	25	4-6	.667	0-1	.000	2-2	1.000	1	2	3	3.8	2	1	1	1	0	10	7.6
OLD DOMINION	2/6/21	*	24	1-7	.143	0-0	.000	1-3	.333	1	1	2	3.6	3	1	2	0	0	3	7.1
Totals		10	246	31-68	.456	1-9	.111	8-12	.667	14	22	36	3.6	28	14	16	9	4	71	7.1

CAREER HIGHS

POINTS

S:.....15 at WKU, 1/17/21
C: ... 25 vs. Trinity Baptist, 11/23/19

FIELD GOALS

S:.....7 at WKU, 1/17/21
C: ... 10 vs. Trinity Baptist, 11/23/19

FGA

S:.....14 at Charlotte, 1/9/21
C: 17 vs. Florida, 11/22/17

3-POINTERS

S:.....1 at WKU, 1/17/21
C: ...2 (2x) last vs. Florida, 11/22/17

3PTA

S: 3 twice, last at Charlotte, 1/9/21
C: 4 vs. Florida, 11/22/17

FREE THROWS

S:.....2 3x, last vs. ODU, 2/5/21
C: 8 vs. Webber Int., 11/11/16

FTA

S:.....3 twice, last vs. ODU, 2/6/21
C: 12 vs. Webber Int., 11/11/16

REBOUNDS

S: 7 twice, last at Charlotte, 1/9/21
C:13 (2x) last at Jacksonville, 1/18/20

ASSISTS

S:.....3 vs. FIU, 1/23/21
C: ...4 vs. Delaware State, 12/30/17

BLOCKS

S:.....4 vs. Louisiana Tech, 1/1/21
C: 4 vs. Louisiana Tech, 1/1/21

STEALS

S:.....1 4x, last at WKU, 1/17/21
C: 3 vs. Chattanooga, 11/15/17

MINUTES

S:.....33 at Charlotte, 1/9/21
C:40 (2x) last vs. WKU, 12/16/17

Games played: 10
Minutes/game: 24.6
Points/game: 7.1
FG Pct: 45.6
3FG Pct: 11.1
FT Pct: 66.7

Rebounds/game: 3.6
Assists/game: 1.4
Turnovers/game: 1.6
Assist/turnover ratio: 0.9
Steals/game: 0.4
Blocks/game: 0.9

Career Superlatives

	Sea.	Car.
10+ Pts:	3	29
20+ Pts:	0	3
5+ Rebs:	3	32
10+ Rebs:	0	6
5+ Asts:	0	0
2+ Blks:	2	5
2+ Stls:	0	11
Double-Double:	0	6

CAREER STATISTICS (From Stetson University)

	GP	GS	MIN	AVG	FG	FGA	PCT	FG	FGA	PCT	FT	FTA	PCT	OFF	DEF	TOT	AVG	PF	FO	AST	AST/G	T/O	BLK	STL	PTS	AVG
2016-17	30	4	401	13.4	59	109	.541	2	4	.500	24	39	.615	43	51	94	3.1	58	0	15	0.5	24	8	14	144	4.8
2017-18	17	17	564	33.2	87	185	.470	3	16	.188	44	54	.815	36	79	115	6.8	42	2	29	1.7	50	2	14	221	13.0
2018-19	1	0	7	7.0	1	2	.500	0	0	.000	1	2	.500	1	1	2	2.0	1	0	0	0.0	1	0	0	3	3.0
2019-20	23	6	414	18.0	62	133	.466	0	6	.000	29	50	.580	31	69	100	4.3	44	2	18	0.8	41	8	12	153	6.7
Total	71	27	1386	19.5	209	429	.487	5	26	.192	98	145	.676	111	200	311	4.4	145	4	62	0.9	116	18	40	521	7.3

CAREER STATISTICS (From Marshall)

Season	gp-gs	min/avg	Total fg-fga	pct	3-Point fg-fga	pct	F-Throws ft-fa	pct	Rebounds off	def	tot	avg	pf	fo	ast	to	blk	stl	Scoring pts	avg
2020-21	10-10	246/24.6	31-68	.456	1-9	.111	8-12	.667	14	22	36	3.6	28	2	14	16	9	4	71	7.1
TOTAL	10-10	246/24.6	31-68	.456	1-9	.111	8-12	.667	14	22	36	3.6	28	2	14	16	9	4	71	7.1



25 Mahogany Matthews

6-1 | F | York, Pa.

Ole Miss

CAREER HIGHS

POINTS

S:..... 5 at #9 Kentucky, 12/9/20

C:..... 5 at #9 Kentucky, 12/9/20

FIELD GOALS

S:..... 2 twice, last vs. WKU, 1/14/21

C:..... 2 (4x) last vs. WKU, 1/14/21

FGA

S:..... 8 at Charlotte, 1/8/21

C:..... 8 at Charlotte, 1/8/21

3-POINTERS

S:..... 1 vs. ODU, 2/5/21

C:..... 1 vs. ODU, 2/5/21

3PTA

S:..... 2 at Charlotte, 1/9/21

C:..... 2 at Charlotte, 1/9/21

FREE THROWS

S:..... 3 at #9 Kentucky, 12/9/20

C:..... 3 at #9 Kentucky, 12/9/20

FTA

S:.... 4 twice, last vs. LA Tech, 1/1/21

C: .. 4 twice, last vs. LA Tech, 1/1/21

REBOUNDS

S:..... 8 vs. FIU, 1/23/21

C:..... 8 vs. FIU, 1/23/21

ASSISTS

S:..... 1 (2x), last vs. FIU, 1/23/21

C:..... 4 vs. North Florida, 12/28/18

BLOCKS

S:..... 7 vs. LA Tech, 1/1/21

C:..... 7 vs. LA Tech, 1/1/21

STEALS

S:..... 2 at Charlotte, 1/8/21

C: .. 2 twice, last at Charlotte, 1/9/21

MINUTES

S:..... 25 vs. Louisiana Tech, 1/2/21

C:..... 25 vs. Louisiana Tech, 1/2/21

Opponent	Date	gs	min	Total		3-Pointers		Free throws		Rebounds				pf	a	t/o	blk	stl	pts	avg
				fg-fga	pct	3fg-fga	pct	ft-fa	pct	off	def	tot	avg							
RADFORD	12/6/20		14	1-2	.500	0-0	.000	0-0	.000	2	0	2	2.0	4	0	3	2	0	2	2.0
at Kentucky	12/09/20		15	1-3	.333	0-0	.000	3-4	.750	1	1	2	2.0	2	0	1	0	0	5	3.5
LOUISIANA TECH	1/1/21		21	0-3	.000	0-0	.000	1-4	.250	3	2	5	3.0	5	0	1	7	0	1	2.7
LOUISIANA TECH	1/2/21		25	1-2	.500	0-0	.000	0-0	.000	1	3	4	3.3	3	1	3	5	1	2	2.5
at Charlotte	01/08/21		21	2-8	.250	0-0	.000	0-0	.000	3	2	5	3.6	2	0	2	2	2	4	2.8
at Charlotte	01/09/21		17	0-2	.000	0-2	.000	0-0	.000	1	0	1	3.2	5	0	2	4	0	0	2.3
WKU	1/14/21		15	2-7	.286	0-0	.000	0-0	.000	0	0	0	2.7	3	0	0	3	0	4	2.6
at Western Ky.	01/17/21		22	0-0	.000	0-0	.000	0-0	.000	4	2	6	3.1	3	0	2	2	0	0	2.3
FIU	1/22/21		12	1-3	.333	0-0	.000	0-0	.000	0	1	1	2.9	1	0	1	1	1	2	2.2
FIU	1/23/21		13	1-4	.250	0-0	.000	0-1	.000	3	5	8	3.4	4	1	2	2	0	2	2.2
OLD DOMINION	2/5/21		3	1-1	1.000	1-1	1.000	0-0	.000	0	0	0	3.1	2	0	0	0	1	3	2.3
OLD DOMINION	2/6/21		10	1-2	.500	0-0	.000	1-2	.500	0	0	0	2.8	2	0	0	2	0	3	2.3
Totals		0	188	11-37	.297	1-3	.333	5-11	.455	18	16	34	2.8	36	2	17	30	5	28	2.3

Games played: 12

Minutes/game: 15.7

Points/game: 2.3

FG Pct: 29.7

3FG Pct: 33.3

FT Pct: 45.5

Rebounds/game: 2.8

Assists/game: 0.2

Turnovers/game: 1.4

Assist/turnover ratio: 0.1

Steals/game: 0.4

Blocks/game: 2.5

Redshirted the 2019-20 season due to NCAA transfer rules.

Career Superlatives

	Sea.	Car.
10+ Pts:	0	0
20+ Pts:	0	0
5+ Rebs:	4	6
10+ Rebs:	0	0
5+ Asts:	0	0
2+ Blks:	6	7
2+ Stls:	1	2
Double-Double:	0	0



CAREER STATISTICS (Ole Miss)

	GP	GS	MIN	AVG	FG	FGA	PCT	FG	FGA	PCT	FT	FTA	PCT	OFF	DEF	TOT	AVG	PF	FO	AST	AST/G	T/O	BLK	STL	PTS	AVG
2018-19	22	6	203	9.2	11	32	.344	0	0	.000	1	2	.500	21	21	42	1.9	24	1	6	0.3	13	7	9	23	1.0
Total	22	6	203	9.2	11	32	.344	0	0	.000	1	2	.500	21	21	42	1.9	24	1	6	0.3	13	7	9	23	1.0

CAREER STATISTICS (Marshall)

			Total		3-Point		F-Throws		Rebounds											Scoring	
Season	gp-gs	min/avg	fg-fga	pct	fg-fga	pct	ft-fa	pct	off	def	tot	avg	pf	fo	ast	to	blk	stl	pts	avg	
2020-21	12-0	188/15.7	11-37	.297	1-3	.333	5-11	.455	18	16	34	2.8	36	2	2	17	30	5	28	2.3	
TOTAL	12-0	188/15.7	11-37	.297	1-3	.333	5-11	.455	18	16	34	2.8	36	2	2	17	30	5	28	2.3	



32 Paige Shy

5-10 | G | Huntington, W.Va.
St. Joseph Central Catholic HS

Opponent	Date	gs	min	Total		3-Pointers		Free throws		Rebounds				pf	a	t/o	blk	stl	pts	avg
				fg-fga	pct	3fg-fga	pct	ft-fa	pct	off	def	tot	avg							
RADFORD	12/6/20		dnp	-	-	-	-	-	-	-	-	-	-	-	-	-	-	-	-	-
at Kentucky	12/09/20		11	1-2	.500	0-1	.000	0-0	.000	1	0	1	1.0	2	0	2	0	0	2	2.0
LOUISIANA TECH	1/1/21	*	34	1-8	.125	1-7	.143	1-2	.500	0	2	2	1.5	3	1	2	1	0	4	3.0
LOUISIANA TECH	1/2/21	*	28	3-5	.600	3-5	.600	2-4	.500	0	9	9	4.0	2	3	1	0	1	11	5.7
at Charlotte	01/08/21	*	28	2-5	.400	1-4	.250	0-0	.000	1	2	3	3.8	1	1	4	0	0	5	5.5
at Charlotte	01/09/21	*	32	2-5	.400	2-5	.400	2-2	1.000	1	4	5	4.0	5	0	1	0	1	8	6.0
WKU	1/14/21		17	1-5	.200	1-5	.200	0-0	.000	1	1	2	3.7	3	1	2	0	0	3	5.5
at Western Ky.	01/17/21		10	1-3	.333	1-3	.333	0-0	.000	0	2	2	3.4	0	0	0	0	0	3	5.1
FIU	1/22/21		19	0-5	.000	0-3	.000	2-2	1.000	1	4	5	3.6	2	4	2	0	2	2	4.8
FIU	1/23/21		11	1-3	.333	0-2	.000	0-0	.000	0	2	2	3.4	0	0	1	0	0	2	4.4
OLD DOMINION	2/5/21		22	0-7	.000	0-3	.000	0-0	.000	2	2	4	3.5	1	3	2	0	0	0	4.0
OLD DOMINION	2/6/21		14	1-4	.250	1-3	.333	1-2	.500	0	0	0	3.2	2	1	0	0	0	4	4.0
Totals		4	226	13-52	.250	10-41	.244	8-12	.667	7	28	35	3.2	21	14	17	1	4	44	4.0

CAREER HIGHS

POINTS

S:..... 11 vs. Louisiana Tech, 1/2/21

C: 11 vs. Louisiana Tech, 1/2/21

FIELD GOALS

S:..... 3 vs. Louisiana Tech, 1/2/21

C: 4 vs. North Texas, 2/29/20

FGA

S:..... 8 vs. Louisiana Tech, 1/1/21

C: 9 (2x) last vs. NT, 2/29/20

3-POINTERS

S:..... 3 vs. Louisiana Tech, 1/2/21

C: 3 vs. Louisiana Tech, 1/2/21

3PTA

S:..... 7 vs. Louisiana Tech, 1/1/21

C: 9 at Rutgers, 12/15/19

FREE THROWS

S:..... 2 3x, last vs. FIU, 1/22/21

C: 3 vs. AB, 11/27/19

FTA

S:..... 4 vs. Louisiana Tech, 1/2/21

C: 4 vs. Louisiana Tech, 1/2/21

REBOUNDS

S:..... 9 vs. Louisiana Tech, 1/2/21

C: 9 vs. Louisiana Tech, 1/2/21

ASSISTS

S:..... 4 vs. FIU, 1/22/21

C: 4 vs. FIU, 1/22/21

BLOCKS

S:..... 1 vs. Louisiana Tech, 1/1/21

C: 1 (4x) last vs. La Tech, 1/1/21

STEALS

S:..... 2 vs. FIU, 1/22/21

C: 2 vs. FIU, 1/22/21

MINUTES

S:..... 34 vs. Louisiana Tech, 1/1/21

C: 34 vs. Louisiana Tech, 1/1/21

Games played: 11

Minutes/game: 20.5

Points/game: 4.0

FG Pct: 25.0

3FG Pct: 24.4

FT Pct: 66.7

Rebounds/game: 3.2

Assists/game: 1.3

Turnovers/game: 1.5

Assist/turnover ratio: 0.8

Steals/game: 0.4

Blocks/game: 0.1

Career Superlatives

	Sea.	Car.
10+ Pts:	1	2
20+ Pts:	0	0
5+ Rebs:	3	5
10+ Rebs:	0	0
5+ Asts:	0	0
2+ Blks:	0	0
2+ Stls:	1	1
Double-D:	0	0



CAREER STATISTICS

Season	gp-gs	min/avg	Total		3-Point		F-Throws		Rebounds				pf	fo	ast	to	blk	stl	Scoring	
			fg-fga	pct	fg-fga	pct	ft-fa	pct	off	def	tot	avg							pts	avg
2019-20	28-0	322/11.5	27-96	.281	18-77	.234	13-17	.765	16	49	65	2.3	25	0	12	24	3	5	85	3.0
2020-21	11-4	226/20.5	13-52	.250	10-41	.244	8-12	.667	7	28	35	3.2	21	1	14	17	1	4	44	4.0
TOTAL	39-4	548/14.1	40-148	.270	28-118	.237	21-29	.724	23	77	100	2.6	46	1	26	41	4	9	129	3.3



34 Lorelei Roper

6-1 | F/C | Charlotte, N.C.
Carmel Christian HS

CAREER HIGHS

POINTS

S:.....12 twice, last vs. ODU, 2/5/21

C:12 twice, last vs. ODU, 2/5/21

FIELD GOALS

S:.....6 twice, last vs. ODU, 2/5/21

C:6 twice, last vs. ODU, 2/5/21

FGA

S:.....10 vs. FIU, 1/23/21

C:10 vs. FIU, 1/23/21

3-POINTERS

S:.....

C: N/A

3PTA

S:.....

C:1 at Rice, 1/2/20

FREE THROWS

S:.....1 (3x), last vs. ODU, 2/5/21

C:3 at App. State, 11/25/18

FTA

S:.....6 vs. FIU, 1/23/21

C:6 vs. FIU, 1/23/21

REBOUNDS

S:.....13 vs. ODU, 2/6/21

C:13 vs. ODU, 2/6/21

ASSISTS

S:.....2 twice, last vs. ODU, 2/5/21

C:2 (5x) last vs. ODU, 2/5/21

BLOCKS

S:.....4 vs. ODU, 2/5/21

C:4 twice, last vs. ODU, 2/5/21

STEALS

S:.....2 vs. Radford, 12/6/20

C:2 (2x) last vs. Radford, 12/6/20

MINUTES

S:.....34 vs. ODU, 2/6/21

C:34 vs. ODU, 2/6/21

Opponent	Date	gs	min	Total		3-Pointers		Free throws		Rebounds				pf	a	t/o	blk	stl	pts	avg	
				fg-fga	pct	3fg-fga	pct	ft-fa	pct	off	def	tot	avg								
RADFORD	12/6/20	*	25	4-6	.667	0-0	.000	1-2	.500	4	4	8	8.0	3	0	1	0	2	9	9.0	
at Kentucky	12/09/20	*	25	2-3	.667	0-0	.000	0-0	.000	0	2	2	5.0	0	1	0	0	0	4	6.5	
LOUISIANA TECH	1/1/21		dnp	-	-	-	-	-	-	-	-	-	-	-	-	-	-	-	-	-	
LOUISIANA TECH	1/2/21		dnp	-	-	-	-	-	-	-	-	-	-	-	-	-	-	-	-	-	
WKU	1/14/21	*	19	3-7	.429	0-0	.000	0-0	.000	0	3	3	4.3	2	0	1	0	1	6	6.3	
at Western Ky.	01/17/21	*	11	0-1	.000	0-0	.000	0-0	.000	1	2	3	4.0	1	2	1	0	0	0	4.8	
FIU	1/22/21	*	13	4-6	.667	0-0	.000	1-6	.167	4	2	6	4.4	3	0	1	1	0	9	5.6	
FIU	1/23/21	*	23	6-10	.600	0-0	.000	0-1	.000	3	5	8	5.0	4	0	1	3	0	12	6.7	
OLD DOMINION	2/5/21	*	28	6-9	.667	0-0	.000	0-0	.000	2	4	6	5.1	1	2	0	4	0	12	7.4	
OLD DOMINION	2/6/21	*	34	4-7	.571	0-0	.000	1-2	.500	2	11	13	6.1	4	1	2	1	0	9	7.6	
Totals			8	178	29-49	.592	0-0	.000	3-11	.273	16	33	49	6.1	18	6	7	9	3	61	7.6

Games played: 8

Minutes/game: 22.3

Points/game: 7.6

FG Pct: 59.2

FT Pct: 27.3

Rebounds/game: 6.1

Assists/game: 0.8

Turnovers/game: 0.9

Assist/turnover ratio: 0.9

Steals/game: 0.4

Blocks/game: 1.1

Career Superlatives

	Sea.	Car.
10+ Pts:	2	3
20+ Pts:	0	0
5+ Rebs:	5	16
10+ Rebs:	1	1
5+ Asts:	0	0
2+ Blks:	2	5
2+ Stls:	1	2
Double-Double:	0	0




CAREER STATISTICS

Season	gp-gs	min/avg	Total		3-Point		F-Throws		Rebounds				Scoring					
			fg-fga	pct	fg-fga	pct	ft-fa	pct	off	def	tot	avg	pf	fo	ast	to	blk	stl
2018-19	28-1	385/13.8	36-89	.404	0-0	.000	19-41	.463	31	59	90	3.2	63	1	13	25	17	4
2019-20	22-3	269/12.2	24-59	.407	0-1	.000	3-13	.231	24	45	69	3.1	28	0	10	16	9	6
2020-21	8-8	178/22.3	29-49	.592	0-0	.000	3-11	.273	16	33	49	6.1	18	0	6	7	9	3
TOTAL	58-12	832/14.3	89-197	.452	0-1	.000	25-65	.385	71	137	208	3.6	109	1	29	48	35	13

TV/RADIO ROSTER



0 KIA SIVILS
G - 5-7 - JR
LOUISVILLE, KY.



1 CHRISTIANA MCLEAN
G - 5-6 - RS-FR
WAKE FOREST, N.C.



2 KRISTEN MAYO
G - 5-5 - SR
GRAYSON, KY.



3 CC MAYS
G - 5-8 - FR
TAMPA, FLA.



4 SAVANNAH WHEELER
G - 5-6 - SO
CATLETTSBURG, KY.



5 SAMANTHA LAFON
F - 6-0 - FR
CHESAPEAKE, OHIO



11 KSENIJA MITRIC
G - 5-8 - FR
BANJA LUKA, BOSNIA &
HERZEGOVINA




20 TAYLOR PEARSON
F - 5-7 - SR
COLUMBUS, OHIO



21 SARAH LIBERATORE
G - 5-10 - FR
GREENSBURG, PA.




23 ALEXIS JOHNSON
F - 5-10 - SO
SOUTHFIELD, MICH.



24 KENNEDI COLCLOUGH
F - 6-0 - GRAD
CROFTON, MD.




25 MAHOGANY MATTHEWS
F - 6-1 - RS-SO
YORK, PA.




30 AARIONNA REDMAN
F/G - 5-10 - FR
PICKERINGTON, OHIO



32 PAIGE SHY
G - 5-10 - SO
HUNTINGTON, W.VA.



34 LORELEI ROPER
F/C - 6-1 - JR
CHARLOTTE, N.C.



TONY KEMPER
HEAD COACH
FOURTH SEASON



ADRIA CRAWFORD
ASSISTANT COACH
THIRD SEASON



LAZAR MILINKOVIC
ASSISTANT COACH
FIFTH SEASON



ELIZABETH BROWN
DBO/ASST. COACH
THIRD SEASON