








MARSHALL THUNDERING HERD™

Journey of the 2021 Season








@HERDzone

#WEoverME

#RiseAsOne

2021 SCHEDULE							C-USA STANDINGS		
2021 RECORD 8-15, 4-6 C-USA							East Division	C-USA	Overall
Date	Opponent	Time/Result					#19 WKU	10-0	22-1
Marshall Invitational							Middle Tennessee	6-4	8-8
8/27	vs. ALABAMA	L, 3-1					Charlotte	5-5	12-10
8/28	vs. AUSTIN PEAY	W, 3-1					FIU	5-5	8-11
8/28	vs. MIAMI (OH)	W, 3-2					Marshall	4-6	8-15
Wright State Invitational							Old Dominion	3-7	11-13
9/3	vs. DePaul	L, 3-2					Florida Atlantic	3-9	11-14
9/4	at Wright State	L, 3-1					West Division	C-USA	Overall
9/4	vs. Ball State	L, 3-2					(RV) Rice	10-0	15-5
Southeast Missouri State Invitational							North Texas	7-3	15-9
9/10	at Southeast Missouri St.	L, 3-1					UTEP	6-4	17-6
9/10	vs. Kansas City	L, 3-0					UAB	4-6	9-13
9/11	vs. Arkansas State	L, 3-2					UTSA	5-5	8-14
9/11	vs. Memphis	W, 3-2					Southern Miss	3-9	11-15
Morehead Invitational							Louisiana Tech	1-9	9-17
9/16	at Morehead State	W, 3-2					AVCA TOP 25 (NOV. 1)		
9/17	vs. #4 Pittsburgh	L, 3-0					1. Texas	14. Georgia Tech	
9/18	vs. Toledo	L, 3-1					2. Louisville	15. Penn State	
Conference USA							3. Pittsburgh	16. Utah	
9/24	at #22 WKU*	L, 3-0					4. Wisconsin	17. WKU	
9/25	at #22 WKU*	L, 3-0					5. Kentucky	18. Oregon	
10/1	vs. MTSU*	W, 3-2					6. BYU	19. Stanford	
10/2	vs. MTSU*	L, 3-1					7. Ohio State	20. San Diego	
10/8	at Florida Atlantic*	W, 3-0					8. Purdue	21. Washington State	
10/9	at Florida Atlantic*	W, 3-0					9. Nebraska	22. Tennessee	
10/15	vs. OLD DOMINION*	L, 3-2					10. Baylor	23. Florida	
10/16	vs. OLD DOMINION*	W, 3-2					11. Minnesota	24. Creighton	
10/22	at Charlotte*	L, 3-2					12. Washington	25. Illinois	
10/23	at Charlotte*	L, 3-0							
11/5	vs. FIU*	6 p.m.							
11/6	vs. FIU*	12 p.m.							
Conference USA Tournament Nov. 19-21 at Old Dominion									
Key * C-USA Game All Games Eastern Time Home Games in the Cam Henderson Center in CAPS, BOLD & GREEN.									
			Marshall Thundering Herd 8-15, 4-6 C-USA Head Coach: Ari Aganus, 3rd Season Record at Marshall: 36-30 Overall Record: Same		FIU Panthers 8-11, 5-5 C-USA Head Coach: Rita Buck-Crockett 9th Season Record at FIU: 90-137 Overall Record: 136-264				
			FIU: 13 all-time meetings Marshall leads 10-3						
			9/29/13	W	3-0	Miami, Fla.			
			9/28/14	W	3-0	Huntington, W.Va.			
			10/2/15	L	3-1	Miami, Fla.			
			10/11/16	W	3-0	Huntington, W.Va.			
			10/21/16	W	3-1	Miami, Fla.			
			10/6/17	W	3-1	Miami, Fla.			
			10/20/17	W	3-2	Huntington, W.Va.			
			9/23/18	L	3-0	Miami, Fla.			
			11/4/18	L	3-0	Huntington, W.Va.			
			9/29/19	W	3-1	Huntington, W.Va.			
			11/8/19	W	3-2	Miami, Fla.			
			2/21/21	W	3-0	Miami, Fla.			
			2/22/21	W	3-0	Miami, Fla.			
			Herd Quick Hits						
			- Coach Aganus earned 30th win at Marshall against Miami (OH).						
			- Destiny Leon C-USA Defensive Player of the Week, Aug. 30.						
			- Essence Clerkley C-USA Defensive Player of the Week, Oct. 11.						
			- Sarah Schank became the 14th member of the Marshall 1,000 Digs Club at #22 WKU (Sept. 25).						
			- Sydney Lostumo recorded 2,000th career assist vs. MTSU (10/2).						
			- Herd is 8th in the NCAA in total team blocks (233.0).						
			- Ciara DeBell entered 1,000/1,000 Club in career kills and digs at Charlotte Oct. 23.						
			- Sarah Schank is 21st in the NCAA in total digs (432).						
			- Ciara DeBell is 3rd in C-USA & 25th in NCAA in attacks (982).						
			- Destiny Leon (5th-90) & Lydia Montague (9th-83) are in the top 10 in C-USA in total blocks.						
			- Sarah Schank is 1st in C-USA in total digs & 4th in digs per set.						
			- DeBell, Lostumo & Schank have played every set.						

PROBABLE STARTERS

 #9 Meagan Camden 5'6" - Jr. - DS 2021 62 SP, 19 MP, 11 MS 8 ast., 4 aces 110 digs, 1.77/set	 #2 Sydney Lostumo 6'0" - Gr. - Setter 2021 95 SP, 23 MP, 23 MS 817 ast., 8.60 ast/set 213 digs, 29 aces	 #13 Macy McElhane 6'2" - Sr. - MB 2021 79 SP, 21 MP, 19 MS 171 kills, 2.16 kills/set 57 blocks, 0.72/set	 #7 Sarah Schank 5'8" - Sr. - Libero 2021 95 SP, 23 MP, 23 MS 432 digs, 4.55 digs/set 80 assists, 19 aces	 #15 Lydia Montague 6'2" - Jr. - OH 2021 78 SP, 21 MP, 17 MS 137 kills, 1.76 kills/set 83 blocks, 1.06/set	 #16 Destiny Leon 6'3" - Gr. - MB 2021 75 SP, 19 MP, 18 MS 142 kills, 1.89 kills/set 90 blocks, 1.20/set	 #17 Ciara DeBell 6'2" - Gr. - OH 2021 95 SP, 23 MP, 23 MS 311 kills, 3.27 kills/set 270 digs, 39 blocks
--	---	--	--	--	---	---

2021 Marshall Senior Class



Sydney Lostumo is always fired up when a teammate scores.

Sydney Lostumo is from Gilbert, Arizona. Sydney transferred to Marshall before the 2019 season after spending two years at Fresno State where she appeared in 29 matches and 93 sets, totaling 392 assists and 103 digs. She has shined since becoming a member of the Green & White. In 2019, she split time at setter and eventually taking on more and more of the role as the season went on, totaling 472 assists. In the spring of 2021 Sydney stepped into the role as the main setter and thrived, constantly setting up her teammates for success and then of course could be seen getting fired up whenever they scored. She led the Herd with 573 assists over 57 sets, averaging 10.05 assists per set, becoming the first Herd player to average at least 10 per set since Sammie Bane in 2013. Sydney had a season-high 64 assists in a comeback win over Xavier, and in the same contest she recorded her 1,000th career assist. By the end of the year, Sydney was named Second Team All-Conference USA. This season, Sydney is one of three Herdsters to play in every set. She has set career highs of 817 assists and 213 digs, not to mention 10 double-doubles. In her Marshall career, Sydney is eighth all-time with 1,862 assists, and 7.76 assists per set. Sydney is also tied for third in program history in aces per set at 0.37. Over her whole collegiate career, Sydney has piled up 2,254 assists, 547 digs, 112 aces, 82 kills and 46 total blocks playing in 333 sets over 92 matches. Off the court, Sydney is a two-time member of the Conference USA Commissioner's Honor Roll.



Zoie Holley at WKU in 2019, her first career start with Marshall.

Zoie Holley is from Pickerington, Ohio. Zoie transferred to Marshall before the 2019 season after spending her freshman year at Embry-Riddle Aeronautical University in Daytona, Florida. While with the Eagles, she appeared in four matches and six sets. Zoie tallied three kills in four attempts, no errors, and had one block. In 2019 with Marshall, she appeared in three matches including her first career start at WKU. In the spring of 2021, Zoie appeared in four matches and 10 sets with three starts, finishing with eight kills and five total blocks. This season, Zoie has played in four matches and 13 sets. She has tallied six kills and a career-best 15 total blocks, good for an average of 1.20 blocks per set. Zoie recorded a career-high four total blocks in three of her contests this season, coming against Arkansas State, and both sweeps at Florida Atlantic. In her Marshall career, Zoie has played in 27 sets across 11 matches, recording 15 kills, 20 blocks and seven digs. In her collegiate career, Zoie has appeared in 33 sets over 15 matches with 18 kills and 21 blocks. This past academic year, Zoie was a member of the Conference USA Commissioner's Honor Roll.



Sarah Schank reaching down low for another crucial dig.

Sarah Schank is from Naperville, Illinois. Sarah came to Marshall as a freshman in 2018 and played her first two years as an outside hitter, but was still beginning to pile up digs from the start. As a sophomore, Sarah stepped into a larger role still on the outside finishing second on the team with 235 kills and third in digs with 212. She had a career-day against FIU in 2019 with 22 kills and 19 digs. In the spring of 2021, Sarah moved to libero for the first time in her collegiate career and thrived. In her very first match at libero, Sarah broke a 21-year-old program record with 40 digs in the opener at Xavier. By the end of the shortened season, Sarah recorded 274 digs and averaged 4.81 per set, good for the third-highest average in team history. By the end of the year, Sarah was named the Conference USA Libero of the Year and Second Team All-Conference. This fall, Sarah picked up right where she left off and has so far put up a career-best 432 digs and is averaging 4.55 per set. She has recorded double-digit digs in 21 contests and 20 or more 14 times. Against Number 22 WKU, Sarah joined the Herd's 1,000 Digs Club, becoming the 14th member. She is now 11th all-time with 1,134 with so many coming on diving efforts and to keep points and rallies alive for her teammates. Sarah is also sixth all-time in digs per set. Over the last four years, Sarah has played in 91 matches and 334 sets. She has tallied 325 kills, 153 assists, 73 aces and 25 total blocks. Her impact has also been felt off the court as a three-time member of the Conference USA Commissioner's Honor Roll, 2020-21 All-Academic team selection and honored with the 2019 Conference USA Spirit of Service Award.



Destiny Leon with another rejection has been a force at the net.

Destiny Leon is from Bon Air West Arouca, Trinidad. Destiny transferred to Marshall before the 2018 season after playing one year at San Jacinto College where she appeared in 13 matches, recorded 21 kills and 11 blocks. During her first season at Marshall, Destiny played in 24 sets over 13 matches, tallied 20 kills and nine blocks. Once coach Aganus took over, Destiny has been an absolute force at the net. In 100 sets played in 2019, Destiny totaled 130 blocks and helped Marshall rank 12th in the NCAA in team blocks per set. She put up a career-best 14 blocks against Morehead State, just one away from tying the team record set all the way back in 1995. Destiny also became the first player at Marshall to record 10 or more blocks in a single match two or more times in a season since Hall of Famer Jaliccia Ross in 2008. Destiny did it three times in 2019. In the spring of 2021, she kept on swatting attacks with another 65 blocks in 52 sets. Destiny led the league in blocks and became the first Marshall player to be named Conference USA Defensive Player of the Year. She also became just fourth player in team history to average more than one block per set in a single season twice. And this year, she is line to become the only Herd player to do it three times. Destiny has 90 blocks this fall and is averaging 1.20 per set. In her Marshall career, Destiny has played in 251 sets over 74 matches. She has totaled 294 blocks, good for 10th all-time, and is averaging 1.17 blocks per set, third all-time at Marshall. Destiny is tied for seventh with 62 solo blocks and ninth in block assists with 232. She has also recorded 413 kills with an attack percentage of .297, tied for fifth in team history.



Ciara DeBell goes up for another one of her 1,400+ career kills.

Ciara DeBell is from Ocala, Florida. Ciara also transferred to Marshall before the 2018 season after spending two years at Florida Gulf Coast. During her time with the Eagles, she appeared in 47 sets over 24 matches and finished with 86 kills and 69 digs, missing a chunk of time due to injury. Once she made the move to Huntington, Ciara has become a star and will leave with a trophy case full of accolades. She is a three-time All-Conference USA selection, five-time Conference USA offensive player of the week, a two-time AVCA All-Region selection and earned a tryout with Team USA in 2020. Her name can be found all throughout the record book and it started right from the beginning in 2018. In Ciara's fourth match with the Green & White she recorded the seventh-best kills total in team history with 32 against Morehead State. Ciara owns the team record for most attacks in a single match with 88 at Rice in 2018. She ended the year with 437 kills and the sixth-highest average of 4.24 kills per set. Ciara put up another 422 kills in 2019 and 201 in the shortened 2021 spring season. This season "The Shark" has been leading the team once again with 311 kills and is second with 270 digs. Ciara has tallied 11 double-doubles and has 38 in her career. At Charlotte two weeks ago, Ciara joined the exclusive 1,000 Kills/1,000 Digs club with just 35 active players achieving those lofty career numbers. Ciara is third all-time at Marshall with 1,371 kills, second in kills per set with 3.85, and also second in total attacks with 4,041. Over her extensive career, Ciara has played in 403 sets over 118 matches. She has recorded 1,457 kills, 4,266 total attacks, 1,002 digs, 202 total blocks, 70 service aces, 52 assists and is responsible for 1,649 total points.





2021 MARSHALL UNIVERSITY VOLLEYBALL QUICK FACTS

THE UNIVERSITY

Location:Huntington, W.Va.
 Founded:1837
 Enrollment:13,631
 Nickname:Thundering Herd or The Herd
 Colors:Kelly Green & White
 Arena:Cam Henderson Center (9,043)
 Conference:Conference USA
 President:Dr. Jerry Gilbert
 Director of Athletics:Interim, Jeff O'Malley
 FAR:Karen McComas
 SWA:Beatrice Crane Banford

COACHING STAFF

Head Coach:Ari Aganus (North Alabama)
 Record at Marshall:36-30 (3rd Season)
 Career Record:Same (3rd Season)
 Assistant Coach:Charlie French (2nd Season)
 Assistant Coach:Bijonae Jones (1st Season)

TEAM REVIEW

2020-21 Record:10-5
 Conference USA:8-4 (No. 3 seed East Division C-USA)
 Home:4-3
 Away:6-1
 Neutral:0-1
 Starters Returning/Lost:6 + Libero/0
 Letterwinners Returning/Lost:11/2
 Newcomers:7

HISTORY

First Year of Volleyball:1970
 Overall Record:810-807-4
 Conference Championships:4
 Southern Conference:2 (1988,1995)
 Conference USA:2 (2005, 2007)
 Last NCAA Appearance:2005: L, 3-0 vs. Ohio State

ATHLETIC COMMUNICATIONS

Volleyball SID:Scott Hall
 E-mail:hall133@Marshall.edu
 Office Phone:304-696-4662
 Cell Phone:540-539-2032
 Website:HerdZone.com
 Twitter:@HerdVolleyball
 Facebook:Marshall Athletics
 Instagram:HerdZone

RETURNERS (ALPHABETICAL ORDER LAST NAME)

Player	Pos.	Key Stats
Anna Calcagno	OH	92 kills, 137 digs, 10 blocks
Meagan Camden	DS	Did not play in 2020-21
Ciara DeBell	PIN	201 kills, 171 digs, 27 blocks
Olivia Fogo	OH	47 kills, 19 digs, 18 blocks
Zoie Holley	MB	8 kills, 5 blocks, 10 sets played
Destiny Leon	MB	65 blocks-1.25 per set, 97 kills
Sydney Lostumo	S	573 assists, 25 aces, 102 digs
Macy McElhaney	MB	148 kills, 46 blocks, 35 digs
Sarah Schank	OH	274 digs-4.81 per set, 17 aces
Megan Taylor	OH	42 kills, 15 digs, 14 blocks
Riley Winslow	DS	56 digs, 7 aces, 7 assists

LOSSES

Player	Pos.	Key Stats
Hayley Delor	S	17 sets played, 33 digs, 1 ace
Alyssa Evans	MB	Did not play last season

NEWCOMERS (ALPHABETICAL ORDER LAST NAME)

Player	Pos.	Hometown
Brynn Brown	S	Toledo, Ohio/Maumee HS
Essence Clerkley	MB/RS	Palestine, Texas Blinn College (JUCO)
Alayna Corwin	DS	Morgantown, W.Va. Morgantown HS
Eden McElhaney	OH/DS	Beaver, Pa. Beaver Area HS
Reagan McLean	MB	Georgetown, Ky. Great Crossing HS
Lydia Montague	MB	Lehi, Utah Snow College (JUCO)
Brynn Whitehair	OH	Mt. Pleasant, S.C. Wando HS





2021 MARSHALL UNIVERSITY VOLLEYBALL ROSTER & PRONUNCIATIONS

2021 MARSHALL NUMERICAL ROSTER

No.	Name	Class	Pos.	Ht.	Hometown/High School/Previous School
1	Essence Clerkley	Jr.	MB/RS	6-0	Palestine, Texas/Waxahachie HS/Blinn College
2	Sydney Lostumo	Gr.	S	6-0	Gilbert, Ariz./Hamilton HS/Fresno State
3	Olivia Fogo	R-So..	OH	6-0	Louisville, Ky./Sacred Heart Academy/USC Upstate
4	Zoie Holley	Sr.	MB/OH	5-11	Pickerington, Ohio/Pickerington North HS/Embry-Riddle Univ.
5	Brynn Whitehair	Fr.	OH	6-0	Mt. Pleasant, S.C./Wando HS
6	Brynn Brown	Fr.	S	5-7	Toledo, Ohio/Maumee HS
7	Sarah Schank	Sr.	DS/OH	5-8	Napierville, Ill./Napierville Central HS
8	Alayna Corwin	Fr.	DS	5-8	Morgantown, W.Va./Morgantown HS
9	Meagan Camden	Jr.	DS	5-6	Kenova, W.Va./Spring Valley HS
11	Megan Taylor	Jr.	OH	6-0	Paintsville, Ky./Paintsville HS
13	Macy McElhaney	Sr.	MB	6-2	Beaver, Pa./Beaver Area HS/West Virginia University
14	Riley Winslow	So.	DS	5-6	New Albany, Ind./New Albany HS
15	Lydia Montague	Jr.	MB	6-1	Lehi, Utah/Lehi HS/Snow College
16	Destiny Leon	Gr.	MB	6-3	Bon Air West Arouca, Trinidad/San Jacinto College
17	Ciara DeBell	Gr.	OH	6-2	Ocala, Fla./Vanguard HS/Florida Gulf Coast University
18	Reagan McLean	Fr.	MB	6-1	Georgetown, Ky./Great Crossing HS
20	Eden McElhaney	Fr.	OH/DS	5-10	Beaver, Pa./Beaver Area HS
21	Anna Calcagno	So.	OH	6-2	Saint Charles, Ill./St. Francis HS

Head Coach: Ari Aganus

Assistant Coach: Charlie French

Assistant Coach: Bijonae Jones

Pronunciations:

#2 Sydney Lostumo – LOSS-tuh-moe

#3 Olivia Fogo – FOH-go

#4 Zoie Holley – ZOE-ee

#7 Sarah Schank – Shank

#13 Macy McElhaney – MACK-ell-HANE-ee

#15 Lydia Montague – MAHN-Tayg

#16 Destiny Leon – LEE-own

#17 Ciara DeBell – See-AIR-uh Duh-BELLE

#20 Eden McElhaney – MACK-ell-HANE-ee

#21 Anna Calcagno – Cal-CAG-know

Ari Aganus – ARE-ee AGG-ah-nus

Bijonae Jones – BEE-zhon-ay





**Ari
Aganus**

**Head Coach
3rd Season
North Alabama '11**



Head coach Ari Aganus enters her third season at the helm for Marshall in the fall of 2021. She was named the head coach in January of 2019.

Aganus is 36-30 at Marshall, earning her 30th career win with an exciting five-set victory over the Miami Redhawks on Aug. 28, 2021.

The Herd continued to show improvement and fight in the spring of 2021, after the fall of 2020 was postponed due to COVID-19. Marshall finished 10-5 and 8-4 in C-USA play. By the end of the year, the Herd was honored with the C-USA Libero of the Year (Sarah Schank), the Defensive Player of the Year (Destiny Leon), and four players were named All-Conference. Ciara DeBell, a First Team All-C-USA selection, was also honored as Second Team All-South Region. Off the court, nine players were listed on the Commissioner's Honor Roll, two received the Academic Medal and Schank was an All-Academic selection.

In her first season in 2019, coach Aganus led the Herd to an 18-9 overall record, and eight-win turnaround from the previous season. The improvement of eight wins is tied for the seventh-best turnaround in program history. She also led Marshall to a 9-5 finish in Conference USA action and the No. 4 seed in the C-USA Tournament after being picked to finish 10th in the preseason coaches' poll. The Herd ended the regular season with a six-match winning streak including two comeback victories on the road at FIU and Florida Atlantic.

Marshall saw one of its biggest improvements at the net as the Herd finished the year 12th in the NCAA in blocks per set (2.80). Marshall was ranked as high as third in the country in blocks on October 2. The Herd's top two players in blocks, Isa Dostal and Destiny Leon, finished first and second in C-USA in blocks per set as the two players far surpassed their blocking totals from a year ago. Marshall's 283 total team blocks was the most by a Herd team since the 2003 squad. The Thundering Herd's 2019 block party included its first 20-plus team block performance (22 at Morehead State) since 2003, most matches with 10 or more blocks (16) since 2003 and the first time since 2006 with two players totaling over 100 blocks each for the year. Marshall players also totaled 10 or more blocks individually in a contest five times in 2019, a feat that was accomplished just four times between 2007 and 2018.

Under the first-year coach's tutelage, senior Amber Weber and redshirt junior Ciara DeBell also enjoyed banner seasons. Weber, the team's defensive and vocal leader, recorded almost 500 digs

and ended her career as Marshall's all-time leader in digs per set (4.05). DeBell was named Conference USA Offensive Player of the Week three times, first team all-conference and All-South Region. DeBell's all-around numbers helped the Herd to the eight-win improvement as she tallied 422 kills, 254 digs and 76 blocks.

Herd players etched their names into the Marshall single-season record book in eight places in 2019 under coach Aganus.

Aganus, a native of Shannon, Illinois, comes to Huntington after three seasons as assistant coach and recruiting coordinator for Grand Canyon University. The Lopes compete in the Western Athletic Conference (WAC) and are based in Phoenix, Arizona.

Aganus served as an assistant coach and recruiting coordinator for the University of San Francisco for the 2015 season, where the Dons went 17-14, including a 13-match winning streak and tournament wins in the San Francisco Invitational, Utah State Invitational, St. John's Kaiser Classic and San Francisco Challenge.

Prior to San Francisco, Aganus was the assistant coach and recruiting coordinator at Clemson. In her lone season with the Tigers, Aganus helped guide the squad to an 18-13 overall record and assisted in the addition of five newcomers to the ACC mainstay. Prior to her stint working with the Tigers, Aganus spent a season at Wofford, working primarily with the defensive specialists while also serving as the team's recruiting coordinator, travel coordinator and film specialist. That season, the Terriers advanced to the Southern Conference Tournament for the first time in seven seasons.

Aganus worked as a graduate assistant at North Alabama in 2011 and 2012, where she mentored the outside hitters. Aganus also played two seasons at North Alabama, earning a degree in communications and claiming an All-Gulf South Conference nod as a senior. North Alabama went to the NCAA Division II Tournament in both of her seasons competing for the Lions.

Prior to closing her collegiate playing career at North Alabama, Aganus helped lead Kishwaukee College (Ill.) to its third consecutive NJCAA Division II National Championship. She was team captain and All-Arrowhead Conference selection during the championship season, which culminated not only in the title but also with a jaw-dropping overall record of 56-3.

You can follow Coach Aganus on Twitter at @AriAganus.

AGANUS YEAR-BY-YEAR

Year	School	Record (Pct.)	Conference	Post Season
2019	Marshall	18-10 (.643)	9-5 (.643)	No. 4 seed C-USA Tournament
2020*	Marshall	10-5 (.667)	8-4 (.667)	No. 3 seed East Division C-USA Tournament
2021	Marshall	8-15 (.349)	4-6 (.400)	
Record (3 years)		36-30 (.545)	21-15 (.583)	

* 2020 fall season was postponed to spring 2021 due to COVID-19 pandemic

Broadcast Talking Points



#1 Essence Clerkley, Jr., MB/RS, Palestine, Tex.

- 62 sets, 19 matches & 8 starts. 68 kills & 53 blocks.
- Has recorded at least 3 blocks in 10 matches, 0.85 per set.
- Career-high 10 kills vs. ODU (10/15).
- Career-high 9 blocks at FAU (10/8), had 4 in next match (10/9) and was named C-USA Defensive Player of the Week.
- Had 7 kills & hit .462 vs. Memphis (9/11).
- Herd debut & start vs. Austin Peay (8/28) 3 kills & 5 blocks.
- Transfer from Blinn College (JUCO) in Texas. Starred for two years for the Buccaneers.
- Played in 67 matches, 225 sets had 594 kills, hit .367, 35 aces and 204 total blocks. Team record of 56-11 during time.
- Helped lead Blinn to a 5th place finish at the NJCAA National Tournament in 2020-21. Had 11 kills & 3 blocks to defeat Odessa for 5th place finish.
- In 2019 named Region XIV Freshman of the Year, NJCAA Division I Off. Player of the Week and AVCA Two-Year College Player of the Week in Week 4.



#2 Sydney Lostumo, Gr., S, Gilbert, Ariz.

- 95 sets, started all 23 matches. Leads with 817 assists, 8.60 per set & 29 aces. Has 30 or more assists in 18 matches.
- 2,254 career assists - 1,862 at MU & 392 with Fresno State.
- 50+ assists in both ODU matches (10/15-16), also had dble-dbles in both contests 54 ast. & 14 digs - 52 ast. & 15 digs.
- Had 50 assists vs. MTSU (10/1) then reached 2,000 career assists with 45 in 2nd match vs. MTSU (10/2). Also had 11 digs in Saturday meeting with MTSU for 8th dble-dble of year.
- Career-highs 17 digs & 5 blocks at Morehead State (9/16) added 42 assists.
- Recorded 1,000th collegiate assist vs. Xavier (2/14/21), then 1,000th of MU career at ODU (3/21/21).
- 6 aces vs. FAU (3/15/21) tied 4th-most in single-match at MU.
- Career-high 64 assists in comeback win over Xavier (2/14/21).
- Averaged 10.05 assists per set in spring 2021, 3rd in C-USA, 64th in NCAA. Was 1st MU setter to avg. 10+ assists per set since Sammie Bane in 2013 (10.63).
- Began at Fresno State, played 29 matches & 73 sets in 2 years.



#3 Olivia Fogo, R-So., OH, Louisville, Ky.

- 20 sets, 9 matches, 3 starts. 40 kills & 10 blocks.
- 2021 debut vs. Ball State (9/4), had career-high 9 kills. Also hit .438 & had 4 blocks, both tied career-highs.
- 5 kills and hit .556 playing in 3rd set at Charlotte (10/23).
- Clutch off bench vs. ODU (10/16) 4 kills, hit .333 & 2 blocks in last 2 sets.
- 9 kills & 1 block vs. Kansas City (9/10).
- Tied for team lead with 6 kills at #22 WKU (9/25).
- In spring 2021 played in 11 matches, 34 sets, with 4 starts. 47 kills, 1.38 kills per set, 18 blocks.
- Tallied at least 2 blocks 6-straight matches in spring (2/7-28).
- Recorded 1st collegiate kill vs. Charlotte (2/7) finished with 6.
- 8 kills in 20 attacks & 4 total blocks vs. Charlotte (2/8).
- Career-high 7 digs & 8 kills at FIU (2/21).
- Transfer - 2019 fall at USC Upstate & Louisville spring 2020, did not play at either. Named to Dean's List both semesters.
- Attended Sacred Heart Academy in Louisville, alma mater of current MU WBBall junior guard Kia Sivils.



#4 Zoie Holley, Sr., MB, Pickerington, Ohio

- 13 sets, 4 matches, 3 starts. 6 kills, 15 blocks.
- Has tallied at least 3 blocks in all 4 matches played.
- Career-high 4 blocks in 3 matches including both starts at FAU (10/8-9). Added 3 kills, hit .400 in 1st FAU match.
- Started vs. Arkansas State had 2 kills & career-best 4 blocks.
- In spring 2021 played in 4 matches, 10 sets, with 3 starts
- Earned start vs. Xavier (2/14), played 2 sets & had career-high 3 kills in 4 attacks, no errors.
- Played both matches vs. FAU, 2 kills & 2 blocks in each contest.
- Transferred from Embury-Riddle in Daytona, Fla., before 2019.
- Made her MU debut vs. Coppin State (2019) playing in 2 sets & recorded first kill.
- Earned 1st MU start at WKU (10/6/19).
- At Embury-Riddle, played in 4 matches & 6 sets, 3 kills & 1 blk.
- Attended Pickerington North HS, the same high school as former MU golfer Alex Weiss who was named Herd Male Athlete of the Year for 2017-18.



#5 Brynn Whitehair, Fr., OH, Mt. Pleasant, S.C.

- Preseason injury.
- Attended Wando HS. Helped lead team to multiple state championship appearances winning her senior year.
- Named AVCA High School All-Region (Region III) and received AVCA 2020 Under Armour All-America Honorable Mention.
- Named All-State, 5A Region Player of the Year and 5A State Player of the Year.
- 17 family members have attended Marshall & both parents graduated from Marshall.
- Cousins Kristine (2010-14) and Kelly Culicerto (2012-15) starred for the Marshall women's soccer team. Kelly holds team career record for shots & most game-winning goals (10).



#6 Brynn Brown, Fr., S, Toledo, Ohio

- 66 sets, 19 matches & 3 starts. 3rd on team with 77 assists.
- Career-best 4 blocks and 6 kills at FAU (10/8). Hit .545.
- 10 assists, 2 kills & 2 blocks vs. DePaul (9/3).
- Career-high 16 digs & tied career-high 14 assists vs. Ball State (9/4) 1st career double-double.
- Made collegiate debut off the bench against Austin Peay (8/28), totaled 14 assists and 4 digs.
- Played all 5 sets off the bench vs. Miami (OH), 12 assists, 7 digs
- Attended Maumee HS.
- In 2020 named AVCA High School All-Region (Region V), NLL POY, District 7 POY, BLSN Female Athlete of the Year, 2nd Team All-State & 4x 1st Team All-District.
- Athletic family. Mother Gretchen starred for Toledo volleyball (1990-93) still school's all-time leader in assists (4,865). She never played against Marshall. Father played football at Toledo (1991-93) 119 tackles, 17 passes defended and two INTs.



#7 Sarah Schank, Sr., Libero, Naperville, Ill.

- 95 sets, started all 23 matches at libero. Leads team with 432 digs, 4.55 per set. Floor leader for the Herd.
- Became 14th member of MU 1,000 Digs Club at #22 WKU (9/25), has 1,134 career - 11th all-time at MU.
- 1st in C-USA & 21st in NCAA in total digs.
- Career-best 6 aces vs. ODU (10/15) including 4-straight in 1st set. 6 aces tied for 4th-highest in single match MU History.
- Season-high 34 digs vs. Toledo (9/18), had 12 in 2nd set.
- 20+ digs in 13 matches. Had career-high streak of 26-straight matches with 10+ digs broken vs. #4 Pitt (9/17).
- Moved to libero in spring 2021 for 1st time in MU career. Ended year as CUSA Libero of the Year. Led league & team with 4.81 digs per set, good 3rd-best single-season in team history.
- Set program record with 40 digs in season-opening win at Xavier (1/31). Broke old record of 37 set by Wendy Williams Oct. 9, 1999 vs. Akron.
- Recorded 500th career dig vs. Charlotte (2/8).
- Moved back to OH in 3rd set vs. #20 WKU (3/1), still led MU with 23 digs, added 4 kills.



#8 Alayna Corwin, Fr., DS, Morgantown, W.Va.

- Has yet to play in fall 2021.
- Attended Morgantown High School.
- Named OVAC Player of the Year in 2020. Was also team captain in 2020.
- Helped lead team to OVAC Championships in 2018 and 2020.
- Named OVAC All-Conference
- Second Team All-State
- Four-time OVAC All-Academic Team selection.



#9 Meagan Camden, Jr., DS, Kenova, W.Va.


- 62 sets, 19 matches, 11 starts. Has 110 digs, 8 assists & 4 aces.
- Combined for 17 digs in 2 matches at FAU (10/8-9).
- Had 12 digs vs. Memphis (9/11) & again at Morehead St. (9/16)
- Career-high 13 digs vs. Ball State (9/4), also 1 assist.
- Had 8 digs, 1 ace & 1 assist vs. Miami (8/28).
- Back in the lineup after missing the spring 2021 season.
- Appeared in 20 matches, 61 sets in 2019. Coming off the bench. Finished freshman year with 39 digs, 10 aces & 8 assists.
- In 2019 Had an ace in 3-straight matches (10/25-11/1).
- Made collegiate debut vs. Stony Brook (9/7).
- Tallied 2 service aces vs. Coppin State (9/20).
- Season-high three assists at FIU (11/8).
- Career-high 6 digs vs. SE. Louisiana (9/20).
- Helped lead Spring Valley HS to state title as senior.

Broadcast Talking Points



#11 Megan Taylor, Jr., OH, Paintsville, Ky.

- 35 sets, 11 matches, 2 start. 68 kills & 19 blocks.
- Career-high 17 kills vs. Arkansas State, added 13 more vs. Memphis was named to SEMO Invite All-Tournament Team.
- 12 kills at Morehead State (9/16) 3rd-straight with 10+ kills.
- 1st career match with 10+ kills vs. Austin Peay with 10
- In spring 2021 appeared in 9 matches and 33 sets. Totaled 42 kills, 15 digs and 14 blocks.
- Had 6 kills and hit .364 vs. FAU (3/15/21).
- 6 kills and hit .444 at Old Dominion in regular season finale (3/22/21).
- Recorded season-highs for spring 2021 with 7 kills and .500 attack percentage in C-USA Tourn. match vs. UTEP (4/11/21).
- Set career-high with 10 blocks against Morehead State (9/19/19), along with Leon (14 blocks) 1st Marshall teammates with 10 or more blocks in a match going back to 2007.



#13 Macy McElhane, Sr., MB, Beaver, Pa.

- 79 sets, 21 matches, 19 starts. 171 kills (2nd on MU), 2.16 per set. 3rd with 57 blocks. At least 1 block in 19-of-21 games.
- 1st career double-double at FAU (10/9) with 12 kills & 11 digs.
- 3 double-doubles in 4 matches (10/9-22).
- 12 kills, 0 errors & hit .480 vs. MTSU (10/1). 15 kills next day.
- 16 kills & 8 digs vs. Alabama (8/27).
- 10 kills & 7 blocks vs. Miami (8/28).
- In spring 2021 15 matches, 57 sets. 2nd on team with 148 kills, hitting .279, & 2nd with 46 total blocks.
- In win over Charlotte (2/7/21) 15 kills, hit .500 & 7 blocks.
- Career-high 22 kills & hit .568 in comeback win over Xavier (2/14), added career-high 5 digs and had 3 blocks.
- Transferred from WVU after 2019. 22 matches & 32 sets over 2 years with WVU. Totaled 30 kills and 16 total blocks.
- Had career-best game while at WVU against Marshall in 2018 with four kills and five blocks.
- Younger sister Eden is freshman with the Herd.



#14 Riley Winslow, So., DS, New Albany, Ind.

- 32 sets, 10 matches & 3 start. 37 digs, 5 assists, 5 aces.
- Career-high 11 digs at Charlotte (10/22).
- 2 digs in each match at #22 WKU, & 1st ace of season.
- In spring 2021 11 matches, 35 sets with 3 starts. 56 digs, 7 assists and 7 aces.
- Collegiate debut vs. Charlotte (2/7/21) had 2 aces.
- Earned start vs. WKU & moved to Libero in 3rd set as Schank moved to OH. Had 5 digs & 1 ace.
- Season-high 9 digs at MTSU (3/8/21) tied mark vs. FAU (3/15).
- Attended New Albany High School. Also lettered in track.
- Finished HS career with 715 kills, 711 digs, 147 aces & 98 blocks. Led in aces & kills in 2018 & '19.
- Led Hoosier Conference in kills & aces in 2018.
- Helped lead HS to Co-Conf. Championship in 2019.
- Named 1st Team All-Area ('19), 1st Team All-Conf. ('18 & '19).
- Named IHSVCA Player to Watch in '18 & '19.
- Earned IHSAA Sportsmanship Pin Award in 2019.



#15 Lydia Montague, Jr., MB, Lehi, Utah

- 78 sets, 21 matches, 17 starts. 137 kills (4th on MU). 2nd with 83 blocks, 1.06 per set & 8 aces.
- Has 2 or more blocks in 17 matches.
- 10+ kills in both ODU matches (10/15-16) with 13 & 11. Also totaled 8 blocks. Hit .400 in 1st match & .389 in 2nd.
- Had 10 blocks at Wright State (9/4), became 13th player in MU history with 10+ in a match (since 1989).
- Herd debut with 10 kills, 4 aces & 2 blocks vs. Alabama (8/27).
- Had 16 kills and 7 blocks vs. Miami (8/28).
- Starred for Snow College (JUOCO) where current MU assistant coach Charlie French previously coached. Finished with 627 kills, 2.82 per set, hit .382, 45 aces and 246 total blocks.
- Led Badgers to NJCAA Nat. Champ. runner-up spring 2021.
- As a sophomore (2021 spring) named AVCA 1st Team All-American, NJCAA 1st Team All-American, NJCAA All-Tourn. Team, Region XVIII Tourn. MVP & Region XVIII POY.
- Freshman (2019) named AVCA 2nd Team All-American, NJCAA 1st Team All-American, NJCAA All-Tourn. Team, Region XVIII All-Tourn. Team, Region XVIII POY.



#16 Destiny Leon, Gr., MB, Bon Air West Arouca, Trinidad

- 75 sets, 19 matches, 18 starts. 90 blocks 5th C-USA. 1.20 per set 3rd C-USA.
- Had at least 5 blocks in 1st 6 matches, & in 9 matches.
- Tied career-high with 2 aces in both MTSU matches (10/1-2).
- Career-high 15 kills at Wright State (9/4), hit .464 & 6 blocks.
- Had 9 blocks vs. Alabama (8/27) & vs. Miami (8/28).
- 12 kills vs. Austin Peay & Miami (8/28).
- Has at least 1 block in 61-straight matches going back to 2019 season-opener vs. UT-Martin (8/30).
- Has 142 kills (2nd on MU) & hitting .316 to lead team.
- Spring 2021 Led C-USA & 42nd in NCAA 1.25 blocks per set.
- 4th player in MU history to average 1.00+ blocks per set in a single-season twice (since 1987). 1st to do it back-to-back.
- 130 blocks (29 solo, 101 assists) in 2019. 2nd C-USA with 1.30 blocks per set & 36th NCAA.
- 14 blocks at Morehead St., 2nd-most single match team history. 1 off record by Juanita Venable 1995.
- 10+ blocks 3 times, most recent 11 vs. No. 19 Rice (10/18/19).



#17 Ciara DeBell, Gr., OH, Ocala, Fla.

- 95 sets, started all 23 matches. Leads MU with 311 kills. 2nd with 270 digs. Has a double-double in 11 matches.
- Reached 1,000 Kills/1,000 Digs club at Charlotte (10/23).
- Finished ODU series (10/15-16) with 32 kills, 37 digs, 5 aces & was 103-of-105 on receptions, 981%
- Career-high 5 assists at FAU (10/8). Had 14 kills & 4 blocks next day (10/9) vs. Owls.
- 35 total kills in MTSU matches (10/1-2). Had 7 in 3rd set of Friday match to begin comeback. Had 9 in 2nd set on Saturday.
- Season-high 20 kills vs. Memphis (9/1).
- 3rd all-time MU with 1,371 kills. Has 1,457 in college career.
- 2nd all-time MU 3.85 kills per set. 2nd in attacks 4,041.
- 1,002 career digs, 933 with MU & 69 at FGCU.
- Recorded 1,000th career kill in 5th set vs. Xavier (2/14/21).
- Recorded 1,000th kill at Marshall in first set vs. FAU (3/15/21).
- 16 kills and 15 digs in win over Charlotte (2/7/21), match was the 50th of her career with 10+ kills.
- Named All-C-USA 1st Team in 2019, 422 kills - 4.18 per set.
- 437 kills in 2018, 4.24 per set 6th most MU history.
- Career-high 32 kills vs. Morehead State in (8/28/18) in just her 4th match at Marshall.



#18 Reagan McLean, Fr., MB, Georgetown, Ky.

- Has not played in fall 2021.
- 1st attended Scott County HS, then transferred to and graduated from Great Crossing High School.
- Earned AVCA High School All-Region honors (Region V).
- Helped lead teams to 3 district championships.
- Honored with 2019 Great Crossing HS Leadership Award.
- Named to several watch lists during prep career including 2019 Preseason All-State, 2019 and the 2020 Ultra Ankle JVA lists, and 2019 AVCA Phenom List.
- Played club ball for Lexington United Volleyball for 5 years.
- Was member of Beta Club and National Honors Society.



#20 Eden McElhane, Fr., OH/DS, Beaver, Pa.

- 9 sets, 4 matches, 1 start. 2 aces, 2 assists & 8 digs.
- Herd debut vs. Arkansas State (9/11) 7 digs, 2 aces, 2 assists.
- Younger sister of MU senior Macy McElhane.
- Attended Beaver Area High School.
- Helped lead team to WPIAL Championship in 2018.
- Member of 3 section championship squads.
- Named All-WPIAL 4 times.
- Also 4-time All-Section and 2-time All-State selection.
- Honored as Beaver County Times Female Athlete of the Week.
- Finished high school career with over 1,000 kills.
- Also lettered three years in track.



#21 Anna Calcagno, So., OH, Saint Charles, Ill.

- 60 sets, 17 matches, 4 starts. 113 kills, 56 digs, 27 blocks.
- Career-best 5 blocks at FAU (10/8). Hit career-best .500 at FAU (10/9) with 8 kills.
- Hit .409 with 12 kills vs. MTSU (10/1).
- Career-high 14 kills & hit .316 vs. Ball State (9/4).
- 12 digs, 2 kills & 1 ace vs. Alabama (8/27).
- In spring 2021 as a freshman played in 15 matches, 55 sets, 13 starts. 92 kills & 137 digs. 10+ digs in 1st 4 matches & 8 matches total for the year.
- Started at Xavier (1/31/21), played all 5 sets finished with 10 kills & 13 digs, 1st career double-double.
- Career-high vs. Xavier (2/14/21) with 20 digs & 10 kills. Had just 1 receiving error in 30 attempts for .967 percentage.
- 2 double-doubles with kills & digs, both vs. Xavier.
- Career-best 4 total blocks at ODU (3/22/21).
- Older brother played FB at Miami (OH) as a defensive lineman, had 7.5 sacks. Father played rugby at Life University.

Broadcast Talking Points



Head Coach Ari Aganus, 3rd season

- 3rd year Head Coach with a record of 36-30.
- Earned 30th career win with 5-set comeback victory over Miami Redhawks (8/28).
- Has led Herd to the C-USA Tournament both of her seasons after team missed in 2018.
- Herd has been among the nation's best in blocks during tenure. Highlighted by Destiny Leon.
- In Spring 2021 had four players named all-conference as well as Destiny Leon named C-USA Defensive Player of the Year and Sarah Schank named Libero of the Year, in first season in college at libero after 1st two years as outside hitter.
- 1st career win in 2019 season-opener vs. UT-Martin (8/30).
- Finished 2019 as #4 seed at C-USA Tourn. MU finished 2019 12th in the NCAA in blocks per set (2.80). Led MU to 8-win improvement over previous year.
- Assistant coach at Grand Canyon for 3 years prior to coming to Marshall.
- Other coaching stops with Univ. of San Francisco, Clemson and Wofford.
- Began as grad assistant with North Alabama.
- Played 2 years at N. Alabama, named All-Gulf South Conference as a senior.
- Starred for Kishwaukee College won NJCAA D II National Title, overall record of 56-3 in 2 seasons.



Assistant Coach Charlie French, 2nd season

- Joined MU in December of 2020 after spending the previous year at Snow College (Utah). Was initially brought in as a volunteer coach, became full-time assistant following the 2021 spring season.
- Helped Herd maintain excellence in blocking and reaching the C-USA Tournament as the #3 seed in the east division.
- Main concentrations with Herd is defense and serve receiving. Herd excelled on defense in her first season with Sarah Schank named C-USA Libero of the Year and Destiny Leon C-USA Defensive Player of the Year.
- Helped lead Badgers to 32-4 record & #5 ranking in NJCAA, as well as trip to NJCAA National Championships. Snow College has seen 4 players from that team move to NCAA Division I schools including Lydia Montague who is now playing for Marshall.
- Spent 2 and a half seasons with New Zealand Volleyball.
- Worked as Director of Volleyball for St. Andrews College in Chistchurch, New Zealand, and coached.
- Starred at Grand Rapids Community College before transferring to Florida Tech. At Grand Rapids earned First Team All-Region, All-Conference & All-Tournament honors. Named GRCC Female Athlete of the Year, helped lead Raiders to 9th-place finish at Nationals during sophomore season, 35-3 record. Had 302 kills, 252 digs, 36 blocks, 23 aces in 38 matches.



Assistant Coach Bijonae Jones, 1st season

- Hired in May of 2021 with Marshall. Star player for Wofford Terriers and was first player that Ari Aganus recruited when an assistant at Wofford.
- Spent 2020-21 as a graduate assistant at Lamar University.
- Following playing career was first a graduate assistant at LaGrange College in Georgia in 2019 season. Helped take Panthers to the USA South Tournament.
- Was an outside hitter for Wofford. Finished career with 558 kills, 782 digs, 71 blocks, 71 aces and 58 assists.
- Was a four-time member of the Southern Conference Academic Honor Roll and was named to the SoCon Fall All-Academic Team as a senior in 2018.
- Appeared in 106 matches and 362 sets. Helped lead team to 69 wins including a 22-11 record in 2017. That season Jones had 234 kills & 287 digs.
- Was a three-time captain for the Terriers. Graduated with Bachelor of Arts degree in spring of 2019.

HERD NOTES

Last Time Out: Herd Falls in Both Matches at Charlotte

Marshall traveled down to Charlotte and dropped both matches. The first was a five-set loss with the second in three sets. Milestones were set and Ciara DeBell joined the 1,000 Kills/1,000 Digs Club, but the Herd just could not grab a win.

In the first match, Marshall took a 1-0 lead before Charlotte came back and won the next two sets. The Herd kept fighting and won the fourth set to force the match into the fifth. The 49ers pulled it out with a 3-point victory in the frame to take the match. DeBell had a double-double and jumped into third place in team history in career kills, surpassing Alisha Bable. Macy McElhaney had her third double-double of the year and Sydney Lostumo surpassed Madelyn Cole for eighth all-time in career assists at Marshall. Schank moved ahead of Jodi Fick for 11th all-time in career digs and Riley Winslow set a career-high with 11 digs.

In the loss on Saturday, the highlight of the day came in the second set when DeBell tallied her 1,000th career dig. She is now one of just 35 active players in Division I with 1,000 kills and 1,000 digs in a career. Olivia Fogo also provided an offensive spark coming into the match in the third set and recording five kills while hitting .556.

Essence Clerkley Named C-USA Defensive Player of the Week

Junior middleblocker Essence Clerkley stepped up in a big way for the Herd down at Florida Atlantic and was honored for her efforts as the Conference USA Defensive Player of the Week on Oct. 11. Clerkley began the weekend with a career-high nine blocks. She recorded three in the first set and closed out with four in the third set as Marshall took the sweep. In the Saturday match, Clerkley tallied four blocks, all in the first set. The Owls tried to adjust its attack to get away from Clerkley's reach. She finished the weekend with 13 total blocks as the Herd's defense held Florida Atlantic to a .068 hitting percentage on Friday (30 attack errors) and then a .085 percentage on Saturday (23 attack errors), the Owls' second and third-worst hitting percentages this season, respectively.

Welcome to the 1,000 Digs Club Sarah Schank

Senior Sarah Schank became the 14th member of the 1,000 Digs Club at Marshall in the third set at No. 22 WKU on Saturday, Sept. 25. She finished the match at 1,001. Not bad for a player who started her first two seasons in Huntington as an outside hitter. Even though Schank was on the outside those first two years, she still finished with 428 digs by the end of her sophomore year. Schank made the switch to libero as a junior after the graduation of 1,000 Digs Club member Amber Weber (1,272). After waiting through the fall due to COVID, Schank finally got the chance to start in her new position and showed that she was up for the challenge with a record-setting day. Schank tallied 40 digs in the season-opener at Xavier, breaking the Herd record of 37, set by Wendy Williams (1,280 career digs) back on Oct. 9, 1999 vs. Akron. Schank rolled on through the rest of the season finishing the year with a career-high 274 digs and averaging 4.81 digs per set, third-best in team history, and was named the Conference USA Libero of the Year. In the fall of 2021, Schank has surpassed her old career-high with 432 digs. She stands at 1,134 in her career and is steadily climbing the ranks.

1,000 Digs Club

Maggie Arias (2004-07)	1,758
Allie Kellerman (2013-16)	1,671
Dorothy Rahal (2010-13)	1,662
Bridget Repsher (1991-94)	1,428
Stephanie Cahill (2004-07)	1,316
Wendy Williams (1997-00)	1,280
Amber Weber (2017-19)	1,272
Laura Der (2010-13)	1,255
Jenni Corbin (1995-98)	1,231
Alisha Bable (1995-97)	1,185
Sarah Schank (2018-Pres.)	1,134
Jodi Fick (1999-02)	1,114
Ashley Barnard (2000-03)	1,100
Jessica Downs (1996-99)	1,046

HERD NOTES

Marshall Defense Block Party

During Head Coach Ari Aganus' tenure, the Herd has been among the best in the nation in blocks and blocks per set. In 2019, Marshall ranked 12th in the NCAA in blocks per set (2.80) and 45th in total blocks (440). Isa Dostal (1.36) and Destiny Leon (1.30) were one and two, respectively, in leading Conference USA in blocks per set. In the spring of 2021, as a team there was a small step back with 2.11 per set, however Leon was still out front in C-USA and was 42nd in the nation in blocks per set (1.25). So far in 2021, Marshall is eighth in the NCAA in total blocks with 233 and 54th in blocks per set at 2.45. Leon again is out front. However, just like in 2019 there is a full team effort at the net.

Destiny Leon	90 blocks	101st NCAA	5th C-USA
	1.20 per set	64th NCAA	3rd C-USA
Lydia Montague	83 blocks	149th NCAA	9th C-USA
	1.06 per set	146th NCAA	6th C-USA
Macy McElhane	57 blocks		
	0.72 per set		
Essence Clerkley	53 blocks		
	0.85 per set		
Ciara DeBell	39 blocks		
	0.41 per set		
Anna Calcagno	27 blocks		
	0.45 per set		
Sydney Lostumo	21 blocks		
	0.22 per set		
Megan Taylor	19 blocks		
	0.53 per set		
Zoie Holley	15 blocks		
	1.15 per set		
Olivia Fogo	10 blocks		
	0.50 per set		
Brynn Brown	9 blocks		
	0.14 per set		

Sydney Lostumo Records 2,000th Career Assist

Graduate student Sydney Lostumo reached another career milestone against the Middle Tennessee Blue Raiders on Saturday, Oct. 2, recording her 2,000th career assist. Earlier this season, Lostumo recorded her 100th career service ace, coming against Memphis. Lostumo reached the mark in the third set, on a kill by Macy McElhane that gave Marshall a 17-15 lead, of what unfortunately became a four-set loss. She came to Marshall with 392 after playing two seasons at Fresno State. She transferred to the Herd before the 2019 season, and as part of a two-setter rotation she led the team with 472 assists. In the shortened 2020-21 season, Lostumo put up another 573 as the main setter, averaged 10.05 per set, and was named Second Team All-Conference USA. She was the first Herd player to average at least 10 a set since Sammie Bane in 2013. In 2021, Lostumo has 817 assists and is averaging 8.60 per set. The Gilbert, Ariz., native now has 1,862 in her Marshall career (2,254 collegiate career), eighth all-time in program history.

Destiny Leon: A Force at the Net

The reigning Conference USA Defensive Player of the Year is beginning right where she left off in her final collegiate season. She is fifth in C-USA in total blocks with 90. She tallied at least five blocks in the first six matches and has a season-best nine in three contests. Leon was named C-USA Defensive Player of the Week following the opening weekend in the Marshall Invite. Her consecutive matches with at least one block stands at 61-straight. This past season Leon became just the fourth player (since 1987) in team history to average 1.00 or more blocks per set in two seasons and the first to do it in back-to-back seasons. She is averaging 1.20 per set and is in line to become the Herd's first player to average more than one block per set in three seasons.

DeBell a Double-Double Machine

Ciara DeBell has been a stats-producer this season. The graduate student has a double-double with kills and digs in 11 contests. She opened the year going six-straight matches, and also accomplished the feat in both contests against Old Dominion. DeBell is up to 38 double-doubles in her collegiate career, all coming at Marshall. She tallied seven double-doubles her first season at Marshall in 2018, had 12 in 2019 and eight in the spring of 2021. DeBell is the first player to string at least six-straight double-doubles together since Laura Der in 2012. Der accomplished the feat, also with kills and digs, with 8-straight contests from Sept. 23-Oct. 21. Der, who was a junior that season, totaled 168 kills and 120 digs during the stretch on the way to her first of back-to-back First Team All-Conference selections.

Montague Adds Her Name to the Blocks Record Book

Junior Lydia Montague in just her fifth match as a member of the Herd, put her name into the Marshall record book with 10 total blocks at Wright State on Sept. 4. She tallied one solo block and nine assists. The junior college transfer became just the 13th player in team history since 1989 (single-match records prior to 1989 are incomplete) to tally double-digit blocks in a single match. Teammate Destiny Leon has reached 10 or more in three contests. Juanita Venable has the most with four during her time with the Green & White (1995-98).

DeBell & Leon Named Preseason All-Conference

Ciara DeBell and Destiny Leon were honored by the league's coaches, being named to the C-USA Preseason All-Conference team. DeBell is a three-time All-Conference selection, being named to the First Team the past two seasons. Leon's defensive presence makes teams unable to relax even on its own attacks, needing to be ready to possibly have to try and play the ball immediately off the attack attempt.

MUVB CAREER AWARDS

#1 Essence Clerkley (from time at Blinn College)

2021 C-USA Defensive Player of the Week: Oct. 11
2019 Region XIV Freshman of the Year
2019 NJCAA Division I Tachikara Offensive Player of the Week: Week 4
2019 Sports Imports AVCA Two-Year College Player of the Week: Week 4
2019 Blinn College Athletic Director's Honor Roll

#2 Sydney Lostumo

2020-21 Second Team All-Conference USA
2020-21 C-USA Setter of the Week: March 16
2-time C-USA Commissioner's Honor Roll: GPA 3.00+

#3 Olivia Fogo

2021 C-USA Academic Medalist: GPA 3.75+
2021 C-USA Commissioner's Honor Roll: GPA 3.00+

#4 Zoie Holley

2021 C-USA Commissioner's Honor Roll: GPA 3.00+

#7 Sarah Schank

2021 Wright State Invitational All-Tournament Team
2020-21 C-USA Libero of the Year
2020-21 Second Team All-Conference USA
2020-21 C-USA All-Academic Team
2020-21 C-USA Defensive Player of the Week: March 16
2019 Conference USA Fall Spirit of Service Award
3-time C-USA Commissioner's Honor Roll: GPA 3.00+

#9 Meagan Camden

2020 C-USA Academic Medalist: GPA 3.75+
2-time C-USA Commissioner's Honor Roll: GPA 3.00+

#11 Megan Taylor

2021 SEMO Invitational All-Tournament Team
2-time C-USA Commissioner's Honor Roll: GPA 3.00+

#14 Riley Winslow

2021 C-USA Academic Medalist: GPA 3.75+
2021 C-USA Commissioner's Honor Roll: GPA 3.00+

#15 Lydia Montague (from time at Snow College)

2020-21 NJCAA Division I National Runner-up
2020-21 AVCA First Team All-American
2020-21 NJCAA First Team All-American
2020-21 NJCAA All-Tournament Team
2020-21 Region XVIII All-Tournament Team
2020-21 Region XVIII Tournament MVP
2020-21 Region XVIII Player of the Year
2020-21 First Team All-Region
2019 AVCA Second Team All-American
2019 NJCAA First Team All-American
2019 NJCAA All-Tournament Team
2019 Region XVIII All-Tournament Team
2019 Region XVIII Player of the Year
2019 First Team All-Region

#16 Destiny Leon

2021 C-USA Defensive Player of the Week: Aug. 30
2021 Preseason All-Conference USA
2020-21 C-USA Defensive Player of the Year
2020-21 Second Team All-Conference USA
2019 C-USA Defensive Player of the Week: Sept. 16
2019 Billiken Invitational MVP: Sept. 14

#17 Ciara DeBell

2021 Preseason All-Conference USA
2020-21 AVCA All-South Region
2020-21 All-Conference USA First Team
2020-21 C-USA Offensive Player of the Week: March 16
2020-21 C-USA Offensive Player of the Week: March 23
2020-21 Preseason All-Conference USA
2020 Team USA Tryout Invitation
2019 AVCA All-South Region Team
2019 All-Conference USA First Team
2019 C-USA Offensive Player of the Week: Sept. 9, Nov. 11 & Nov. 18
2019 Bulldog Invitational MVP: Sept. 7
2018 All-Conference USA Second Team

#21 Anna Calcagno

2021 C-USA Commissioner's Honor Roll: GPA 3.00+

HERD NOTES

2021 Herd: A Great Mix of Experience and Newcomers

Head Coach Ari Aganus leads a deep squad onto the court in 2021. Marshall returns 11 players from last season including four who were named All-Conference in Ciara DeBell, Destiny Leon, Sarah Schank and Sydney Lostumo. Other players who received significant playing time are Macy McElhaney, Megan Taylor, Anna Calcagno, Riley Winslow and Olivia Fogo. Zoie Holley, who jumped in when called, and the return of Meagan Camden increase the experience and depth. With all of that knowledge of the system and leadership already in the locker room, coach Aganus brought in seven newcomers with two junior college transfers and five freshman that add more versatility to the lineup and depth. Essence Clerkley and Lydia Montague bring experience after very successful careers at the JUCO level. Freshmen Brynn Brown, Alayna Corwin, Eden McElhaney, Reagan McLean and Brynn Whitehair add to the depth with the ability to jump in when needed.

Coach Aganus Completes Coaching Staff

Following the end of the 2020-21 season in April, Ari Aganus looked to fill her office and continue to have great leaders that her players could look up to and learn from. Charlie French initially joined the Herd in December of 2020 as a volunteer coach. At the end of the spring season, French showed her abilities as a coach and was promoted to a full-time assistant. In May, coach Aganus looked to a familiar face to fill the role as the second assistant in former Wofford Terriers star Bijonae Jones. Jones was the first player that coach Aganus ever recruited when she was assistant at Wofford. With Aganus, French and Jones, the Herd has an excellent trio to lead the way.

Statistical Comparison

FIU		Marshall
8-11 (5-5 C-USA)	Record	8-15 (4-6 C-USA)
3-5	Home	4-3
2-5	Away	3-6
3-1	Neutral	1-6
5-7	Record 3-Set Matches	2-5
1-3	Record 4-Set Matches	1-5
2-1	Record 5-Set Matches	5-5
67	Sets Played	95
3.53	Sets Played Per Match	4.13
793	Kills	1,112
364	Errors	445
2,295	Attempts	3,257
.187	Attack Percentage	.205
.198	Opponent Attack Percentage	.222
11.8	Kills Per Set	11.7
735	Assists	1,036
11.0	Assists Per Set	10.9
49	Ball Handling Errors	26
92	Service Aces	108
138	Service Errors	107
1.4	Aces Per Set	1.1
93	Reception Errors	113
1.4	Reception Errors Per Set	1.2
961	Digs	1,442
14.3	Digs Per Set	15.2
26	Blocks - Solo	43
301	Blocks - Assist	380
37	Block - Errors	15
176.5	Total Blocks	233.0
2.57	Blocks Per Set	2.45

STREAKS WATCH

Matches with at least 1 Block

Destiny Leon (current)	career-high 61-straight
	Began Aug. 30, 2019 vs. UT-Martin
Macy McElhaney	career-high 16-straight (8/27-10/8)
	previous career-high 14-straight (1/31/21-3/22/21)
Lydia Montague (current)	7-straight
	Began Sept. 25 at #22 WKU
	season & career-high 11-straight (8/27/21-9/16/21)
Ciara DeBell (current)	12-straight
	Began Sept. 17 vs. #4 Pittsburgh
	career-high 20-straight (11/2/18-10/4/19)
Essence Clerkley (current)	1
	season & career-high 6 straight (9/11-9/25)
Anna Calcagno (current)	season-high 7-straight
	Began Oct. 2 vs. MTSU
	career-high 8-straight (3/22/21-9/10/21)
Zoie Holley (current)	career-high 7-straight
	Began March 8, 2021 at MTSU
Sydney Lostumo	season-high 4-straight (9/10-16)
	career-high 7-straight (2/28/21-3/21/21)
Brynn Brown	career-high 2-straight (10/8-9)
Olivia Fogo	season-high 3-straight (9/24-10/16)
	career-high 7-straight (2/7/21-3/1/21)

Matches with at least 5 Blocks

Destiny Leon	season & career-high 6-straight (8/27/21-9/4/21)
--------------	--

Matches with 10 or more Digs

Sarah Schank	just ended 10-straight (9/18-10/22)
	season-high 11-straight (8/27-9/16)
	career-high 26-straight (1/31/21-9/16/21)
Ciara DeBell	season & career-high 7-straight (8/27-9/10)
Sydney Lostumo	season & career-high 2-straight (3x last 10/15-16)

Matches with 20 or more Digs

Sarah Schank	season & career-high 6-straight (8/27-9/4)
--------------	--

Matches with 20 or more Assists

Sydney Lostumo (current)	5-straight
	Began Oct. 9 at Florida Atlantic
	season-high 11-straight (8/27-9/16)
	career-high 26-straight (1/31/21-9/16/21)

Matches with 30 or more Assists

Sydney Lostumo (current)	5-straight
	Began Oct. 9 at Florida Atlantic
	season & career-high 15-straight (3/1/21-9/10/21)
	Had 50+ in 3-straight (10/15-22) career-high

Matches with 10 or more Kills

Ciara DeBell (current)	5-straight
	Began Oct. 9 at Florida Atlantic
	season-high 6-straight (8/27-9/4)
	career-high 13-straight (3/7/21-9/4/21)
Macy McElhaney	career & season-high 4-straight (10/9-22)
Lydia Montague	season & career-high 3-straight (10/15-22)

Matches with at least 1 Ace

Essence Clerkley	season & career-high 3-straight (10/9-16)
Sydney Lostumo	season-high 5-straight (9/10-16)
	career-high 7-straight (2/8/21-3/7/21)
Sarah Schank	career & season-high 4-straight (10/8-16)
Ciara DeBell (current)	5-straight
	Began Oct. 9 at Florida Atlantic
	career-high 8-straight (9/13/18-10/7/17)
Riley Winslow (current)	2-straight
	Began Oct. 22 at Charlotte

1,000 KILLS/1,000 DIGS CLUB



Ciara DeBell joined an exclusive group in her final collegiate season, the 1,000 Kills/1,000 Digs Club. On October 23rd at Charlotte, in the second set DeBell recorded her 1,000th career dig. She is now one of 35 active players in 1,000/1,000 club (Division I) including Conference USA members Nicole Lennon of Rice and Sydney Rowan of Charlotte. DeBell has 1,457 kills and 1,002 digs in her collegiate career, and is 31st among active players in career kills.

There are only four players in Marshall history that have 1,000 kills and 1,000 digs in a Herd uniform with Bridget Repsher (1991-94), Alisha Bable (1995-97), Stephanie Cahill (2004-07) and Laura Der (2010-13). For DeBell in her Marshall career, she has 1,371 kills and 933 digs.

HERD 1,000 KILLS/1,000 DIGS CLUB



Bridget Repsher
1991-94
1,241 kills
1,428 digs



Alisha Bable
1995-97
1,350 kills
1,185 digs



Stephanie Cahill
2004-07
1,451 kills
1,316 digs



Laura Der
2010-13
1,226 kills
1,255 digs

Active 1,000 Kills/1,000 Digs Club Members

numbers as of Nov. 2 & in order by kills

Player	School	Kills	Digs
1. Dani Drews	Utah	2,062	1,001
2. Nicole Lennon	Rice	2,037	1,470
3. Stephanie Samedy	Minnesota	1,828	1,405
4. Mariena Hayden	UNLV	1,813	1,324
5. McKenna Melville	UCF	1,810	1,247
6. Taylor Wolf	Marquette	1,797	1,375
7. Sharlissa De Jesus	The Citadel	1,676	1,313
8. Kayla Lund	Pitt	1,602	1,223
9. Cheyenne Hayes	Troy	1,602	1,148
10. Cortney VanLiew	FGCU	1,584	1,068
11. Katie Crowe	Purdue Fort Wayne	1,562	1,461
12. Lexie Douglas	Tulane	1,515	1,038
13. Brooke Moore	Austin Peay	1,508	1,523
14. Sydney Rowan	Charlotte	1,502	1,184
15. Ciara DeBell	Marshall	1,457	1,002
16. Lauren Deaton	Samford	1,440	1,163
17. Gabby O'Connell	North Florida	1,378	1,259
18. Amelia Flynn	Missouri State	1,343	1,105
19. Laney Malloy	Southeast Missouri St.	1,334	1,142
20. Rylin Adams	Weber State	1,304	1,320
21. Hannah Thompson	Bradley	1,292	1,772
22. Alondra Vazquez	Evansville	1,257	1,165
23. Charley Niego	Notre Dame	1,231	1,039
24. Merry Gebel	Western Carolina	1,230	1,108
25. Bri Wood	East Carolina	1,218	1,060
26. Hope Welch	Marquette	1,167	1,135
27. Celia Powers	Wright State	1,166	1,081
28. Maria Mallon	Cincinnati	1,142	1,000
29. Mikayla Vivens	Houston Baptist	1,127	1,181
30. Mimi Mirkovic	California	1,123	1,216
31. Shannon Scully	USC	1,080	1,511
32. Savannah Thompson	Central Michigan	1,058	1,306
33. Jaycie Roberts	Niagara	1,057	1,419
34. Emma Henderson	Central Conn. St.	1,049	1,049
35. Kayla White	UNC Greensboro	1,043	1,120

Active Players Closing in on 1,000 Kills/1,000 Digs Club

numbers as of Oct. 20 & in order by kills

Player	School	Kills	Digs
1. Yossiana Pressley*	Baylor	2,229	995
2. Erika Pritchard	Penn State	1,633	912
3. Laura Chastang	Kennesaw State	1,450	954
4. T'Ara Caesar	Florida	1,436	952
5. Lexi Sun	Nebraska	1,433	924
6. Mariana Brambilla	Georgia Tech	1,423	997
7. Polina Shemanova	Syracuse	1,366	926
8. Maddie Goings	Oregon State	1,254	978
9. Kenzie Koerber	BYU	1,226	907
10. Hannah Scott	Montana State	1,216	911
11. Ashley Lewis	Sam Houston State	1,212	972
12. Darianna Hollingsworth-Santana	North Florida	1,200	956
13. Desiree Sukhov	Fresno State	1,169	949
14. Alexis Adleta	Akron	1,141	913
15. Zoe McBride	Portland State	1,138	934
16. Paola Santiago	UIC	1,091	951
17. Lydia Bartalo	Denver	1,066	978
18. Payton Schwantz	Duke	1,063	912
19. Anna Brinkman	Northern Kentucky	1,020	977
20. Gabby Harper	Miami (OH)	975	1,097
21. Adrianna Rollins	Penn State	952	969

* active NCAA leader in career kills

Last Meeting vs. FIU - February 21-22, 2021

Volleyball Box Score The Automated ScoreBook Marshall vs FIU (02/21/21 at Miami, FL)

#	Marshall	S	Attack				Pct	Ast	Serve			RE	Dig	Block			BH	Pts
			K	E	TA				SA	SE	RE			BS	BA	BE		
2	Lostumo, Sydney	3	3	0	4	.750	35	2	1	0	0	2	0	1	0	0	1	5.5
3	Fogo, Olivia	3	8	1	16	.438	0	0	0	0	0	7	0	2	0	0	0	9.0
5	Delor, Hayley	3	0	0	0	.000	1	1	2	0	0	5	0	0	0	0	0	1.0
7	Schank, Sarah	3	0	0	2	.000	1	1	1	1	13	0	0	0	0	0	0	1.0
11	Taylor, Megan	3	1	1	11	.000	0	0	0	0	0	2	0	0	0	0	0	1.0
13	McElhaney, Macy	3	10	5	24	.208	0	0	1	0	0	3	0	3	0	0	0	11.5
16	Leon, Destiny	3	5	0	12	.417	0	0	0	0	0	1	0	2	0	0	0	6.0
17	DeBell, Ciara	3	11	2	26	.346	1	0	1	3	8	0	2	0	0	0	0	12.0
21	Calcagno, Anna	3	2	1	7	.143	0	2	1	1	2	0	0	0	0	0	0	4.0
Totals		3	40	10	102	.294	38	6	7	5	43	0	10	0	1	1	1	51.0

Team Attack By Set

Set	K	E	TA	Pct
1	13	1	24	.500
2	13	2	33	.333
3	14	7	45	.156

SET SCORES

Marshall (3)
FIU (0)

1 2 3

25 25 27
20 22 25

Team Records:

4-1, 2-1 C-USA
1-5, 1-4 C-USA

TOTAL TEAM BLOCKS: 5.0

#	FIU	S	Attack				Pct	Ast	Serve			RE	Dig	Block			BH	Pts
			K	E	TA				SA	SE	RE			BS	BA	BE		
2	Vukcevic, Jovana	3	11	3	27	.296		0	1	2	1	4	0	0	0	0	12.0	
4	Miller-Green, Yaniri	2	4	2	9	.222		0	0	0	0	0	0	1	0	0	4.5	
5	Meyer, Emily	3	17	7	36	.278		1	0	1	0	9	0	1	0	0	17.5	
8	Raulerson, Autumn	3	1	0	2	.500	35	1	2	0		3	0	0	0	0	2.0	
9	Gutierrez-Mas, Julia	1	0	1	4	-.250		0	0	0	2	0	0	0	0	0	0.0	
11	Maring, Myrthe	3	3	2	10	.100		0	1	0	0	1	0	0	0	0	4.0	
13	Martinez, Natalia	3	7	2	14	.357		0	0	0	0	1	0	2	1	0	8.0	
14	Gormally, Shannon	2	1	4	8	-.375		0	0	1	0	2	0	0	0	0	1.0	
16	Santos, Valeria	3	0	0	0	.000		2	2	3	1	17	0	0	0	0	2.0	
20	Sanchez, Stephanie	3	0	0	2	.000		0	0	0	1	7	0	0	0	0	0.0	
26	Delgado, Pamela	3	0	0	0	.000		0	0	0	1	5	0	0	0	0	0.0	
Totals		3	44	21	112	.205		38	5	9	6	49	0	4	1	0	51.0	

Team Attack By Set

Set	K	E	TA	Pct
1	15	6	31	.290
2	16	7	42	.214
3	13	8	39	.128

Site: Miami, FL (Ocean Bank Convocati)

Date: 02/21/21 Attend: 102 Time: 1:29

Referees:

	1	2	3	Total
Tie scores	0	0	5	5
Lead change	0	0	2	2

TOTAL TEAM BLOCKS: 2.0

Volleyball Box Score The Automated ScoreBook Marshall vs FIU (02/22/21 at Miami, FL)

#	Marshall	S	Attack				Pct	Ast	Serve			RE	Dig	Block				BH	Pts
			K	E	TA				SA	SE	RE			BS	BA	BE			
2	Lostumo, Sydney	3	0	1	3	.333	31	3	1	0	5	0	0	1	0	0	3.0		
3	Fogo, Olivia	3	5	1	16	.250	0	0	0	0	1	0	2	0	1	0	6.0		
5	Delor, Hayley	3	0	0	0	.000	0	0	2	0	3	0	0	0	0	0	0.0		
7	Schank, Sarah	3	0	0	3	.000	2	4	1	2	12	0	0	0	0	0	4.0		
13	McElhaney, Macy	3	7	1	13	.462	1	2	1	0	1	1	2	1	0	0	11.0		
16	Leon, Destiny	3	8	3	12	.417	0	0	0	0	0	2	2	1	0	0	11.0		
17	DeBell, Ciara	3	11	1	24	.417	0	0	1	1	6	0	1	0	0	0	11.5		
21	Calcagno, Anna	3	4	3	12	.083	0	1	1	1	7	0	1	0	0	0	5.5		
Totals		3	35	10	83	.301	34	10	7	4	35	3	8	3	0	0	52.0		

Team Attack By Set

Set	K	E	TA	Pct
1	14	4	31	.323
2	11	4	31	.226
3	10	2	21	.381

SET SCORES

Marshall (3)
FIU (0)

1 2 3

25 25 25
15 19 16

Team Records:

5-1, 3-1 C-USA
1-6, 1-5 C-USA

TOTAL TEAM BLOCKS: 7.0

		Attack					Serve				Block					
#	FIU	S	K	E	TA	Pct	Ast	SA	SE	RE	Dig	BS	BA	BE	BH	Pts
2	Vukcevic, Jovana	3	4	6	22	.091	1	1	0	1	2	0	0	0	0	5.0
4	Miller-Green, Yaniri	3	5	2	17	.176	0	0	0	0	3	0	2	0	0	6.0
5	Meyer, Emily	3	14	11	38	.079	0	1	0	1	6	0	1	2	0	15.5
8	Raulerson, Autumn	3	0	0	2	.000	12	0	0	0	2	0	0	0	0	0.0
9	Gutierrez-Mas, Julia	3	0	0	0	.000	0	0	0	0	2	0	0	0	0	0.0
11	Maring, Myrthe	3	3	4	11	.091	0	1	0	1	2	0	1	0	0	4.5
13	Martinez, Natalia	3	2	3	8	.125	0	0	0	1	0	0	3	0	0	3.5
14	Gormally, Shannon	2	0	0	2	.000	0	0	0	0	0	0	0	0	0	0.0
16	Santos, Valeria	3	0	0	1	.000	4	1	2	3	9	0	0	0	0	1.0
18	Lederman, Catherine	2	1	0	2	.500	11	0	0	0	2	0	1	1	0	1.5
20	Sanchez, Stephanie	1	0	0	0	.000	0	0	0	1	0	0	0	0	0	0.0
26	Delgado, Pamela	2	0	0	0	.000	0	0	0	2	4	0	0	0	0	0.0
Totals		3	29	26	103	.029	28	4	2	10	32	0	8	3	0	37.0

Team Attack By Set

Set	K	E	TA	Pct
1	8	7	37	.027
2	12	9	37	.081
3	9	10	29	.034

Site: Miami, FL (Ocean Bank Convocati)

Date: 02/22/21 Attend: 57 Time: 1:12

Referees:

	1	2	3	Total
Tie scores	3	2	2	7
Lead change	0	2	2	4

TOTAL TEAM BLOCKS: 4.0

MIAMI, Fla. – The Marshall volleyball team took the Sunday match at FIU in a sweep, 3-0 (25-20, 25-22, 27-25). The Thundering Herd and the Panthers take the court again on Monday at 1 p.m.

Marshall improved to 4-1 overall and 2-1 in Conference USA. FIU falls to 1-5 and 1-4 in league play.

"I'm really proud of our team effort on the road," Herd head coach Ari Aganus said. "We came out ready to play and despite some errors, stuck to the game plan and stayed focused. We were able to spread the ball around and had a lot of success between all of our hitters. It's what we've been focused on all week and having the versatility in all positions with low errors was the reason for our success. We have some things to clean up for tomorrow and get back at it."

The Herd had four players finish with five or more kills. Redshirt senior Ciara DeBell led with 11 and hit .346. DeBell added eight digs and two block assists. Junior Macy McElhaney was next with 10 kills and also had three total blocks. McElhaney has totaled at least three blocks in each of the last four matches. Redshirt freshman Olivia Fogo tied her career-high with eight kills and hit at a .438 clip. Senior Destiny Leon had five kills, a .417 hitting percentage, and two blocks. Leon's streak of consecutive matches with at least one block is now at 32. Freshman Anna Calcagno had two kills and two service aces. Sophomore Megan Taylor added one kill and two digs.

Senior setter Sydney Lostumo recorded 35 assists, added three kills on just four attacks, and two aces. For Lostumo, it was her fifth-straight match with 30 or more assists. Junior libero Sarah Schank led the Herd with 13 digs and had one ace. Redshirt sophomore Hayley Delor played in all three sets and tallied five digs and one ace.

Marshall's offensive attack was outstanding in the first set with 13 kills in 24 attacks with just one error, a hitting percentage of .500. Back-to-back kills from Fogo and McElhaney started the Herd rolling as it led the entire set. FIU's sixth attack error of the set was the final point as Marshall won 25-20, to take the 1-0 lead. McElhaney, Fogo and Leon had perfect attack percentages in the first set going a combined 8-for-8.

The Panthers kept the second set a little closer, but the Herd still led from beginning to end. Marshall rolled out a 6-0 run to take its largest lead, 17-10. However, FIU rallied to pull within two at 21-19. Three FIU errors and a kill from DeBell helped the Herd close it out, 25-22, and go up 2-0 in the match.

Marshall struggled with errors in the third set, but continued to fight hard and not give in. The third period featured five ties and two lead changes. The Herd took the early lead and held the advantage through most of the set. FIU tied the score at 20-20 and the two teams traded points back-and-forth from there. The Panthers took its first lead at 24-23 before another error tied the score at 24-24. Marshall was back in front after DeBell's 10th kill of the day, 25-24. FIU tied the set again before Marshall finished the day with DeBell's 11th kill and then a block from Leon and Fogo for the final point, 27-25.

MIAMI, Fla. – The Marshall volleyball team was hitting on all cylinders Monday to earn a consecutive sweep, 3-0 (25-15, 25-19, 25-16), over the FIU Panthers. Three players for the Thundering Herd finished with hitting percentages over .400, while the Herd defense held FIU to a .029 attack percentage.

Marshall improved to 5-1 overall and 3-1 in Conference USA play. The Panthers fall to 1-6 overall and 1-5 in league action.

"It's very exciting to be part of the execution that took place yesterday and today," Herd head coach Ari Aganus said. "The resilience this team has been showing is impressive and day by day we continue to grow as a unit. We were able to spread the ball and lean on each of our hitters, and they showed up and did their job. We have a defensive unit lead by Sarah Schank who continues to keep us in system and makes Sydney's (Lostumo) job easier and allows her to shine."

Junior Macy McElhaney (.462), redshirt senior Ciara DeBell (.417) and senior Destiny Leon (.417) all finished with attack percentages over .400 as the Herd hit .301 as a team. Marshall hit .323 in the first set and .381 in the third. DeBell led the team with 11 kills, her 52nd career match in double-figures, and added six digs and one block. Leon was second with eight kills and tallied four total blocks. Leon's consecutive matches streak with at least one block is up to 34, and she has totaled at least two in every match this season.

McElhaney had seven kills and just one error in 13 attacks. The junior also recorded two service aces and three blocks. Redshirt freshman Olivia Fogo finished with five kills and two blocks, while freshman Anna Calcagno tallied four kills and seven digs.

Senior setter Sydney Lostumo finished with 31 assists, and has tallied at least 30 in every match this season. Lostumo added five digs and three aces. Junior libero Sarah Schank led the team with 12 digs and had a career-high four aces. The Herd ended the match with 10 service aces. Redshirt sophomore Hayley Delor tallied three digs.

Marshall's defense totaled seven blocks in the match and forced 26 FIU attack errors.

The Herd dominated from the beginning. The first featured three ties, but no lead changes, as the last time FIU tied the set was at 3-3. Marshall used two runs of 3-0 and 4-0 to build out a lead of six, 12-6. DeBell's third kill of the set put the Herd up 18-14 and forced FIU to call a timeout. Following the break, Marshall finished the set on a 9-1 run as DeBell added three more kills, and the Herd won 25-15.

In the second set, Marshall led early 3-0 before the Panthers rallied and eventually took its first lead of the day at 9-8. However, that was short-lived as the Herd went on a 3-0 run and then a 4-0 run to lead 15-10. FIU pulled back within two at 17-15 before a 5-0 run from Marshall put the Herd back up by seven, 22-15, with the final two points of the run coming on back-to-back blocks by Fogo and McElhaney. DeBell ended the second set with another kill and put Marshall on top, 2-0, looking for another sweep.

FIU took charge at the beginning of the third set taking a 3-1 lead. Again, the advantage did not last long as the Herd took a 4-0 run fueled by two more blocks, to lead 5-3. Marshall never looked back. The Herd used

DOUBLE-DOUBLES

Ciara DeBell	Season - 11	Career - 38
Date	Opponent	Numbers
8/27	vs. Alabama	14 kills, 14 digs
8/28	vs. Austin Peay	15 kills, 14 digs
8/28	vs. Miami (OH)	18 kills, 15 digs
9/3	vs. DePaul	11 kills, 16 digs
9/4	at Wright State	10 kills, 16 digs
9/4	vs. Ball State	19 kills, 15 digs
9/11	vs. Arkansas State	19 kills, 13 digs
9/11	vs. Memphis	20 kills, 12 digs
10/15	vs. Old Dominion	14 kills, 15 digs
10/16	vs. Old Dominion	18 kills, 22 digs
10/22	at Charlotte	17 kills, 22 digs

Sydney Lostumo	Season - 10	Career - 15
Date	Opponent	Numbers
8/27	vs. Alabama	37 assists, 14 digs
8/28	vs. Miami (OH)	42 assists, 12 digs
9/3	vs. DePaul	32 assists, 14 digs
9/10	vs. Kansas City	25 assists, 10 digs
9/11	vs. Arkansas State	43 assists, 13 digs
9/16	at Morehead State	42 assists, 17 digs
9/18	vs. Toledo	34 assists, 11 digs
10/2	vs. Middle Tennessee	45 assists, 11 digs
10/15	vs. Old Dominion	54 assists, 14 digs
10/16	vs. Old Dominion	52 assists, 15 digs

Macy McElhaney	Season - 2	Career - 2
Date	Opponent	Numbers
10/9	at Florida Atlantic	12 kills, 11 digs
10/16	vs. Old Dominion	11 kills, 13 digs

Brynn Brown	Season - 1	Career - 1
Date	Opponent	Numbers
9/4	vs. Ball State	14 assists, 16 digs

Sarah Schank	Season - 1	Career - 6
Date	Opponent	Numbers
9/16	at Morehead State	22 digs, 12 assists

10+ KILLS

Ciara DeBell	Season - 17	Career - 78 (76 at MU)
Date	Opponent	Numbers
8/27	vs. Alabama	14
8/28	vs. Austin Peay	15
8/28	vs. Miami (OH)	18
9/3	vs. DePaul	11
9/4	at Wright State	10
9/4	vs. Ball State	19
9/11	vs. Arkansas State	19
9/11	vs. Memphis	20
9/16	at Morehead State	19
9/18	vs. Toledo	19
10/1	vs. Middle Tennessee	18
10/2	vs. Middle Tennessee	17
10/9	at Florida Atlantic	14
10/15	vs. Old Dominion	14
10/16	vs. Old Dominion	18
10/22	at Charlotte	17
10/23	at Charlotte	11

Macy McElhaney	Season - 9	Career - 17
Date	Opponent	Numbers
8/27	vs. Alabama	16
8/28	vs. Miami (OH)	10
9/16	at Morehead State	12
10/1	vs. Middle Tennessee	12
10/2	vs. Middle Tennessee	15
10/9	at Florida Atlantic	12
10/15	vs. Old Dominion	14
10/16	vs. Old Dominion	11
10/22	at Charlotte	14

Lydia Montague	Season - 6	Career - 6
Date	Opponent	Numbers
8/27	vs. Alabama	10
8/28	vs. Miami (OH)	16
9/11	vs. Memphis	13
10/15	vs. Old Dominion	13
10/16	vs. Old Dominion	11
10/22	at Charlotte	10

Destiny Leon	Season - 4	Career - 10
Date	Opponent	Numbers
8/28	vs. Austin Peay	12
8/28	vs. Miami (OH)	12
9/4	vs. Wright State	15
9/10	at Southeast Missouri St.	10

Megan Taylor	Season - 4	Career - 4
Date	Opponent	Numbers
8/28	vs. Austin Peay	10
9/11	vs. Arkansas State	17
9/11	vs. Memphis	13
9/16	at Morehead State	12

Anna Calcagno	Season - 4	Career - 4
Date	Opponent	Numbers
9/4	vs. Ball State	14
9/10	vs. Southeast Missouri St.	11
10/1	vs. Middle Tennessee	12
10/22	at Charlotte	10

Essence Clerkley	Season - 1	Career - 1
Date	Opponent	Numbers
10/15	vs. Old Dominion	10

3+ TOTAL BLOCKS

Destiny Leon	Season - 15	Career - 48
Date	Opponent	Numbers
8/27	vs. Alabama	9 (3 solo, 6 assist)
8/28	vs. Austin Peay	5 (5 assist)
8/28	vs. Miami (OH)	9 (2 solo, 7 assist)
9/3	vs. DePaul	9 (1 solo, 8 assist)
9/4	at Wright State	6 (1 solo, 5 assist)
9/4	vs. Ball State	7 (2 solo, 5 assist)
9/10	at Southeast Missouri St.	4 (4 assist)
9/11	vs. Memphis	4 (4 assist)
9/16	at Morehead State	6 (1 solo, 5 assist)
9/17	vs. #4 Pittsburgh	5 (2 solo, 3 assist)
9/18	vs. Toledo	3 (1 solo, 2 assist)
9/24	at #22 WKU	3 (3 assist)
9/25	at #22 WKU	3 (3 assist)
10/1	vs. Middle Tennessee	4 (1 solo, 3 assist)
10/2	vs. Middle Tennessee	5 (1 solo, 4 assist)

Lydia Montague	Season - 12	Career - 11
Date	Opponent	Numbers
8/28	vs. Austin Peay	5 (1 solo, 4 assist)
8/28	vs. Miami (OH)	7 (2 solo, 5 assist)
9/3	vs. DePaul	3 (3 assist)
9/4	at Wright State	10 (1 solo, 9 assist)
9/4	vs. Ball State	8 (1 solo, 7 assist)
9/11	vs. Arkansas State	6 (6 assist)
9/11	vs. Memphis	7 (7 assist)
9/16	at Morehead State	3 (3 assist)
10/1	vs. Middle Tennessee	4 (4 assist)
10/2	vs. Middle Tennessee	6 (2 solo, 4 assist)
10/16	vs. Old Dominion	6 (6 assist)
10/22	at Charlotte	6 (6 assist)

Essence Clerkley	Season - 10	Career - 10
Date	Opponent	Numbers
8/28	vs. Austin Peay	5 (5 assist)
8/28	vs. Miami (OH)	3 (1 solo, 2 assist)
9/3	vs. DePaul	3 (3 assist)
9/4	at Wright State	5 (1 solo, 4 assist)
9/4	vs. Ball State	3 (1 solo, 2 assist)
9/11	vs. Arkansas State	4 (4 assist)
9/11	vs. Memphis	3 (3 assist)
10/8	at Florida Atlantic	9 (9 assist)
10/9	at Florida Atlantic	4 (2 solo, 2 assist)
10/15	vs. Old Dominion	6 (2 solo, 4 assist)

Macy McElhaney	Season - 9	Career - 20 (18 at MU)
Date	Opponent	Numbers
8/28	vs. Austin Peay	4 (4 assist)
8/28	vs. Miami (OH)	7 (7 assist)
9/3	vs. DePaul	4 (4 assist)
9/4	at Wright State	5 (5 assist)
9/16	at Morehead State	4 (assist)
10/2	vs. Middle Tennessee	6 (6 assist)
10/8	at Florida Atlantic	4 (4 assist)
10/15	vs. Old Dominion	5 (5 assist)
10/22	at Charlotte	4 (1 solo, 4 assist)

Ciara DeBell	Season - 5	Career - 30
Date	Opponent	Numbers
8/27	vs. Alabama	3 (1 solo, 2 assist)
9/4	vs. Ball State	5 (1 solo, 4 assist)
9/11	vs. Memphis	3 (3 assist)
10/1	vs. Middle Tennessee	3 (3 assist)
10/9	at Florida Atlantic	4 (1 solo, 3 assist)

Megan Taylor	Season - 4	Career - 10
Date	Opponent	Numbers
8/28	vs. Austin Peay	3 (3 assist)
9/11	vs. Arkansas State	3 (3 assist)
9/11	vs. Memphis	3 (3 assist)
9/18	vs. Toledo	3 (3 assist)

Zoie Holley	Season - 4	Career - 4
Date	Opponent	Numbers
9/11	vs. Arkansas State	4 (4 assist)
9/18	vs. Toledo	3 (3 assist)
10/8	at Florida Atlantic	4 (4 assist)
10/9	at Florida Atlantic	4 (4 assist)

Anna Calcagno	Season - 4	Career - 4
Date	Opponent	Numbers
9/3	vs. DePaul	3 (1 solo, 2 assist)
10/8	at Florida Atlantic	5 (1 solo, 4 assist)
10/16	vs. Old Dominion	3 (1 solo, 2 assist)
10/23	at Charlotte	3 (3 assist)

Sydney Lostumo	Season - 2	Career - 5
Date	Opponent	Numbers
9/11	vs. Arkansas State	3 (3 assist)
9/16	at Morehead State	5 (5 assist)

Olivia Fogo	Season - 1	Career - 3
Date	Opponent	Numbers
9/4	vs. Ball State	4 (4 assist)

Brynn Brown	Season - 1	Career - 1
Date	Opponent	Numbers
10/8	at Florida Atlantic	4 (4 assist)

2+ ACES

Sydney Lostumo	Season - 9	Career - 31 (25 at MU)
Date	Opponent	Numbers
8/28	vs. Austin Peay	5
8/28	vs. Miami (OH)	2
9/3	vs. DePaul	2
9/10	vs. Kansas City	2
9/11	vs. Arkansas State	2
9/11	vs. Memphis	3
9/18	vs. Toledo	2
10/8	at Florida Atlantic	2
10/16	vs. Old Dominion	5
Ciara DeBell	Season - 6	Career - 16 (15 at MU)
Date	Opponent	Numbers
8/27	vs. Miami (OH)	2
9/10	vs. Kansas City	2
9/11	vs. Arkansas State	2
10/1	vs. Middle Tennessee	5
10/15	vs. Old Dominion	3
10/16	vs. Old Dominion	2
Sarah Schank	Season - 4	Career - 17
Date	Opponent	Numbers
8/28	vs. Miami (OH)	2
10/8	at Florida Atlantic	2
10/9	at Florida Atlantic	2
10/15	vs. Old Dominion	6
Destiny Leon	Season - 2	Career - 8
Date	Opponent	Numbers
10/1	vs. Middle Tennessee	2
10/2	vs. Middle Tennessee	2
Lydia Montague	Season - 1	Career - 1
Date	Opponent	Numbers
8/27	vs. Alabama	4
Eden McElhaney	Season - 1	Career - 1
Date	Opponent	Numbers
9/11	vs. Arkansas State	2

20+ ASSISTS

Sydney Lostumo	Season - 20	Career - 52 (46 at MU)
Date	Opponent	Numbers
8/27	vs. Alabama	37
8/28	vs. Austin Peay	30
8/28	vs. Miami (OH)	42
9/3	vs. DePaul	32
9/4	at Wright State	31
9/4	vs. Ball State	32
9/10	at Southeast Missouri St.	30
9/10	vs. Kansas City	25
9/11	vs. Arkansas State	43
9/11	vs. Memphis	53
9/16	at Morehead State	42
9/18	vs. Toledo	34
9/24	at #22 WKU	24
10/1	vs. Middle Tennessee	50
10/2	vs. Middle Tennessee	45
10/9	at Florida Atlantic	31
10/15	vs. Old Dominion	54
10/16	vs. Old Dominion	52
10/22	at Charlotte	56
10/23	at Charlotte	34

10+ DIGS

Sarah Schank	Season - 21	Career - 51
Date	Opponent	Numbers
8/27	vs. Alabama	25
8/28	vs. Austin Peay	20
8/28	vs. Miami (OH)	27
9/3	vs. DePaul	21
9/4	at Wright State	22
9/4	vs. Ball State	26
9/10	at Southeast Missouri St.	13
9/10	vs. Kansas City	21
9/11	vs. Arkansas State	11
9/11	vs. Memphis	24
9/16	at Morehead State	22
9/18	vs. Toledo	34
9/24	at #22 WKU	14
9/25	at #22 WKU	10
10/1	vs. Middle Tennessee	16
10/2	vs. Middle Tennessee	24
10/8	at Florida Atlantic	14
10/9	at Florida Atlantic	11
10/15	vs. Old Dominion	18
10/16	vs. Old Dominion	20
10/22	at Charlotte	22
Ciara DeBell	Season - 12	Career - 39 (38 at MU)
Date	Opponent	Numbers
8/27	vs. Alabama	14
8/28	vs. Austin Peay	14
8/28	vs. Miami (OH)	15
9/3	vs. DePaul	16
9/4	at Wright State	16
9/4	vs. Ball State	15
9/10	vs. Southeast Missouri St.	15
9/11	vs. Arkansas State	13
9/11	vs. Memphis	12
10/15	vs. Old Dominion	15
10/16	vs. Old Dominion	22
10/22	at Charlotte	21
Sydney Lostumo	Season - 10	Career - 15
Date	Opponent	Numbers
8/27	vs. Alabama	14
8/28	vs. Miami (OH)	12
9/3	vs. DePaul	14
9/10	vs. Kansas City	10
9/11	vs. Arkansas State	13
9/16	at Morehead State	17
9/18	vs. Toledo	11
10/2	vs. Middle Tennessee	11
10/15	vs. Old Dominion	14
10/16	vs. Old Dominion	15
Meagan Camden	Season - 3	Career - 3
Date	Opponent	Numbers
9/4	vs. Ball State	13
9/11	vs. Memphis	12
9/16	at Morehead State	12
Brynn Brown	Season - 3	Career - 3
Date	Opponent	Numbers
9/3	vs. DePaul	10
9/4	vs. Ball State	16
9/11	vs. Arkansas State	10
Macy McElhaney	Season - 4	Career - 4
Date	Opponent	Numbers
9/4	at Wright State	10
10/9	at Florida Atlantic	11
10/16	vs. Old Dominion	13
10/22	at Charlotte	11
Anna Calcagno	Season - 1	Career - 9
Date	Opponent	Numbers
8/27	vs. Alabama	12
Riley Winslow	Season - 1	Career - 1
Date	Opponent	Numbers
10/22	at Charlotte	11

MILESTONE WATCH

<u>1,200 Career Digs</u>	
Sarah Schank	1,134
..... Reached 800 at V Wright State Sept. 4, 2021	
..... Reached 900 vs. Memphis Sept. 11, 2021	
..... Reached 1,000 Club at #22 WKU Sept. 25, 2021	
..... Reached 1,100 vs. Old Dominion Oct. 16, 2021	
<u>1,000 Career Digs</u>	
Ciara DeBell	1,002 (933 at MU)
..... Reached 800 at V Wright State Sept. 4, 2021	
..... Reached 800th at MU vs. Memphis Sept. 11, 2021	
..... Reached 900 at #22 WKU Sept. 25, 2021	
..... Reached 900th at MU vs. Old Dominion Oct. 16, 2021	
..... Reached 1,000 at Charlotte Oct. 23, 2021	
<u>500 Career Digs</u>	
Sydney Lostumo	547 digs (444 at MU, 103 at Fresno St.)
..... Reached 400 vs. Ball State Sept. 4, 2021	
..... Reached 500 at Florida Atlantic Oct. 9, 2021	
<u>200 Career Digs</u>	
Anna Calcagno	193
Meagan Camden	149
..... Reached 100 mark vs. Memphis Sept. 11, 2021	
<u>100 Career Digs</u>	
Macy McElhaney	152 (143 at MU, 9 at WVU)
..... Reached 100 at Florida Atlantic Oct. 9, 2021	
Brynn Brown	107
..... Reached 100 vs. Middle Tennessee Oct. 2, 2021	
Riley Winslow	93
<u>1,500 Career Kills</u>	
Ciara DeBell	1,457 (1,371 at MU, 86 at FGCU)
..... Reached 1,300 at Morehead State Sept. 16, 2021	
..... Reached 1,400 vs. Old Dominion Oct. 15, 2021	
<u>400 Career Kills</u>	
Destiny Leon	413
..... Reached 300 vs. Miami (OH) Aug. 28, 2021	
..... Reached 400 at Charlotte Oct. 23, 2021	
<u>400 Career Kills</u>	
Macy McElhaney	349 (319 at MU, 30 at WVU)
..... Reached 200 vs. Miami (OH) Aug. 28, 2021	
..... Reached 200th at MU vs. Kansas City Sept. 10, 2021	
..... Reached 300 at Florida Atlantic Oct. 9, 2021	
..... Reached 300th at MU vs. Old Dominion Oct. 16, 2021	
<u>200 Career Kills</u>	
Anna Calcagno	205
..... Reached 100 vs. DePaul Sept. 3, 2021	
..... Reached 200 at Charlotte Oct. 23, 2021	
Megan Taylor	147
..... Reached 100 vs. Arkansas State Sept. 11, 2021	
Lydia Montague	137
..... Reached 100 vs. Old Dominion Oct. 15, 2021	
<u>100 Career Kills</u>	
Olivia Fogo	87
Sydney Lostumo	79 (76 at MU, 3 at Fresno State)
Essence Clerkley	68
<u>100 Career Aces</u>	
Sydney Lostumo	117 aces (89 at MU, 23 at Fresno St.)
..... Reached 100 vs. Memphis Sept. 11, 2021	
Sarah Schank	74
<u>2,500 Career Assists</u>	
Sydney Lostumo	2,254 (1,862 at MU, 392 at Fresno State)
..... Reached 1,500th at MU at #22 WKU Sept. 24, 2021	
..... Reached 2,000 vs. Middle Tennessee Oct. 2, 2021	
<u>200 Career Assists</u>	
Sarah Schank	153
..... Reached 100 at Southeast Missouri State Sept. 10, 2021	
<u>100 Career Assists</u>	
Brynn Brown	77
<u>300 Career Total Blocks</u>	
Destiny Leon	294
<u>200 Career Total Blocks</u>	
Ciara DeBell	202 (189 at MU, 13 at FGCU)
..... Reached 200 at Charlotte Oct. 22, 2021	
<u>100 Career Total Blocks</u>	
Macy McElhaney	119 (103 at MU, 16 at WVU)
..... Reached 100 vs. Middle Tennessee Oct. 2, 2021	
..... Reached 100th at MU at Charlotte Oct. 22, 2021	
Lydia Montague	83
Megan Taylor	63
Essence Clerkley	53

<u>Top-10 All-Time Program Kills</u>	
Stephanie Cahill (2004-07)	1,451 2nd
Ciara DeBell	1,371 3rd
Alisha Bable (1995-97)	1,350 4th
Bridget Repsher (1991-94)	1,241 5th
<u>Top-10 All-Time Program Kills Per Set</u>	
Kelly-Anne Billingsy (2004-07)	5.15 1st
Ciara DeBell	3.85 2nd
Alisha Bable (1995-97)	3.61 3rd
<u>Top-10 All-Time Program Total Attempts</u>	
Kelly-Anne Billingsy (2004-07)	5,203 1st
Ciara DeBell	4,041 2nd
Bridget Repsher (1991-94)	3,915 3rd
Cassie Weaver (2013-16)	3,799 4th
<u>Top-10 All-Time Program Assists</u>	
Gina Yealey (1990-91)	1,922 6th
Kayla Simmons (2014-17)	1,868 7th
Sydney Lostumo	1,862 8th
Madelyn Cole (2016-17)	1,777 9th
<u>Top-10 All-Time Program Assists Per Set</u>	
Ashley Lowman (1994-97)	7.85 7th
Sydney Lostumo	7.76 8th
Gabrielle Coulter (2018-19)	7.45 9th
<u>Top-10 All-Time Program Service Aces Per Set</u>	
Kelly Anne-Billingsy (2004-07)	0.44 1st
Katie Stein (2002-05)	0.41 2nd
Sydney Lostumo	0.37 T-3rd
Bridget Repsher (1991-94)	0.37 T-3rd
Stephanie Cahill (2004-07)	0.37 T-3rd
<u>Top-10 All-Time Program Digs</u>	
Alisha Bable (1995-97)	1,185 10th
Sarah Schank	1,134 11th
Jodi Fick (1999-2002)	1,114 12th
Ashley Barnard (2000-03)	1,100 13th
<u>Top-10 All-Time Program Digs Per Set</u>	
Dorothy Rahal (2010-13)	3.55 5th
Sarah Schank	3.40 6th
Ryanne Milligan (2009-11)	3.34 7th
<u>Top-10 All-Time Program Blocks Per Set</u>	
Cindy Bryant (1988)	1.62 1st
Vanessa Grazzini (1995)	1.41 2nd
Destiny Leon	1.17 3rd
Isa Dostal (2018-19)	1.08 4th
<u>Top-10 All-Time Program Solo Blocks</u>	
Uche Ndubisi (2004-07)	64 6th
Karen Mioduszezewski (1991-94)	62 T-7th
Destiny Leon	62 T-7th
Ally Keikover (2013-16)	59 9th
Jillian Shemanski (2012-15)	58 10th
<u>Top-10 All-Time Program Block Assists</u>	
Jillian Shemanski (2012-15)	238 8th
Destiny Leon	232 9th
Kellie Beckelheimer (1988-91)	206 10th
<u>Top-10 All-Time Program Total Blocks</u>	
Jillian Shemanski (2012-15)	296 9th
Destiny Leon	294 10th
Uche Ndubisi (2004-07)	287 10th



2021-22 Marshall Women's Volleyball
Overall Team Statistics
All games

Page 1/1
as of Oct 29, 2021

Game Records

Overall	Conference	Home	Away	Neutral
8 - 15	4 - 6	4 - 3	3 - 6	1 - 6

Team statistics

	MARSH	OPP
ATTACK		
Kills	1112	1295
Errors	445	510
Total Attacks	3257	3530
Attack Pct	.205	.222
Kills/Set	11.7	13.6
SET		
Assists	1036	1218
Attempts	3306	3562
Assist Pct	.313	.342
Assists/Set	10.9	12.8
SERVE		
Aces	108	114
Errors	107	161
Attempts	1965	2045
Serve Pct	.946	.921
Aces/Set	1.1	1.2
SERVE RECEPTIONS		
Errors	113	108
Errors/Set	1.2	1.1
Attempts	1878	1856
Reception Pct	.940	.999
DEFENSE		
Digs	1442	1540
Digs/Set	15.2	16.2
BLOCKING		
Block solo	43	52
Block Assist	380	208
Total Blocks	233	156
Blocks/Set	2.5	1.6
Block Errors	15	14
Ball handling errors	26	21
ATTENDANCE		
Total	3046	5120
Dates/Avg Per Date	7/435	9/569
Neutral Site #/Avg	7/77	-
Current win streak	0	-
Home win streak	0	-

Match wins by #sets

Team	1st	2nd	3rd	4th	5th	TOTAL
Marshall	0	0	2	1	5	8
Opponents	0	0	5	5	5	15

Points by set

Team	1st	2nd	3rd	4th	5th	TOTAL
Marshall	491	480	499	356	127	1953
Opponents	519	538	538	343	113	2051



2021-22 Marshall Women's Volleyball
Overall Individual Statistics
All games

Page 1/1
as of Oct 29, 2021

Game Records

Overall	Conference	Home	Away	Neutral
8 - 15	4 - 6	4 - 3	3 - 6	1 - 6

Team Box Score

##	Player	SP	MP-MS	Attack					Set				Serve				
				K	K/S	E	TA	PCT	A	A/S	TA	PCT	SA	SA/S	SE	TA	PCT
1	Clerkley, Essence	62	19-8	68	1.10	19	173	.283	3	0.05	23	.130	3	0.05	3	55	.945
2	Lostumo, Sydney	95	23-23	36	0.38	16	129	.155	817	8.60	2072	.394	29	0.31	26	382	.932
3	Fogo, Olivia	20	9-3	40	2.00	11	121	.240	1	0.05	9	.111	0	0.00	0	0	.000
4	Holley, Zoie	13	4-3	6	0.46	3	20	.150	1	0.08	4	.250	0	0.00	0	0	.000
6	Brown, Brynn	66	19-3	15	0.23	6	51	.176	77	1.17	306	.252	3	0.05	6	179	.966
7	Schank, Sarah	95	23-0	3	0.03	2	39	.026	80	0.84	421	.190	19	0.20	13	321	.960
9	Camden, Meagan	62	19-11	1	0.02	0	2	.500	8	0.13	73	.110	4	0.06	8	196	.959
11	Taylor, Megan	36	12-2	68	1.89	47	211	.100	1	0.03	8	.125	0	0.00	0	0	.000
13	McElhaney, Macy	79	21-19	171	2.16	81	520	.173	13	0.16	55	.236	2	0.03	5	93	.946
14	Winslow, Riley	32	10-3	1	0.03	0	1	1.000	5	0.16	16	.313	5	0.16	3	91	.967
15	Montague, Lydia	78	21-17	137	1.76	64	341	.214	6	0.08	38	.158	8	0.10	11	54	.796
16	Leon, Destiny	75	19-18	142	1.89	45	307	.316	2	0.03	33	.061	10	0.13	13	160	.919
17	DeBell, Ciara	95	23-23	311	3.27	101	982	.214	18	0.19	190	.095	22	0.23	10	385	.974
20	McElhaney, Eden	9	4-1	0	0.00	0	1	.000	2	0.22	16	.125	2	0.22	4	24	.833
21	Calcagno, Anna	60	17-4	113	1.88	50	359	.175	2	0.03	41	.049	1	0.02	5	25	.800
MARSHALL		95	23-23	1112	11.71	445	3257	.205	1036	10.91	3306	.313	108	1.14	107	1965	.946
Opponents		95	23-23	1295	13.63	510	3530	.222	1218	12.82	3562	.342	114	1.20	161	2045	.921

			Receptions			Dig		Blocking							Points	
##	Player	SP	RE	TA	PCT	DIG	DIG/S	BS	BA	TOTAL	BLK/S	BE	BHE	PTS	PTS/S	
1	Clerkley, Essence	62	0	2	1.000	22	0.35	7	46	53	0.85	2	0	101.0	1.63	
2	Lostumo, Sydney	95	1	4	.750	213	2.24	0	21	21	0.22	0	5	75.5	0.79	
3	Fogo, Olivia	20	0	1	1.000	5	0.25	0	10	10	0.50	0	0	45.0	2.25	
4	Holley, Zoie	13	0	1	1.000	6	0.46	0	15	15	1.15	0	0	13.5	1.04	
6	Brown, Brynn	66	2	11	.818	107	1.62	0	9	9	0.14	0	11	22.5	0.34	
7	Schank, Sarah	95	19	581	.967	432	4.55	0	0	0	0.00	0	0	22.0	0.23	
9	Camden, Meagan	62	12	170	.929	110	1.77	0	0	0	0.00	0	0	5.0	0.08	
11	Taylor, Megan	36	0	11	1.000	15	0.42	0	19	19	0.53	2	2	77.5	2.15	
13	McElhaney, Macy	79	6	159	.962	108	1.37	2	55	57	0.72	0	3	202.5	2.56	
14	Winslow, Riley	32	3	55	.945	37	1.16	0	0	0	0.00	0	0	6.0	0.19	
15	Montague, Lydia	78	2	4	.500	23	0.29	8	75	83	1.06	3	0	190.5	2.44	
16	Leon, Destiny	75	1	17	.941	29	0.39	17	73	90	1.20	4	2	205.5	2.74	
17	DeBell, Ciara	95	25	711	.965	270	2.84	5	34	39	0.41	3	1	355.0	3.74	
20	McElhaney, Eden	9	2	19	.895	9	1.00	0	0	0	0.00	0	0	2.0	0.22	
21	Calcagno, Anna	60	13	100	.870	56	0.93	4	23	27	0.45	1	2	129.5	2.16	
-	TEAM	-	27	-	-	-	-	-	-	-	-	-	-	-	-	
MARSHALL		95	113	1878	.940	1442	15.18	43	380	233.0	2.45	15	26	1453.0	15.29	
Opponents		95	108	1856	.942	1540	16.21	52	208	156.0	1.64	14	21	1565.0	16.47	



2021-22 Marshall Women's Volleyball Combined Team Statistics All games

Page 1/1
as of Oct 29, 2021

Game Records

Overall	Conference	Home	Away	Neutral
8 - 15	4 - 6	4 - 3	3 - 6	1 - 6

Team Box Score

#	Player	SP	Attack					Set		Serve			RE	Dig		BS	Blocking					PTS
			K	K/S	E	TA	PCT	A	A/S	SA	SE	SA/S		DIG	DIG/S		BA	TOT/S	BLK/S	BE	BHE	
1	Clerkley, Essence	62	68	1.10	19	173	.283	3	0.05	3	3	0.05	0	22	0.35	7	46	53	0.85	2	0	101.0
2	Lostumbo, Sydney	95	36	0.38	16	129	.155	817	8.60	29	26	0.31	1	213	2.24	0	21	21	0.22	0	5	75.5
3	Fogo, Olivia	20	40	2.00	11	121	.240	1	0.05	0	0	0.00	0	5	0.25	0	10	10	0.50	0	0	45.0
4	Holley, Zoie	13	6	0.46	3	20	.150	1	0.08	0	0	0.00	0	6	0.46	0	15	15	1.15	0	0	13.5
6	Brown, Brynn	66	15	0.23	6	51	.176	77	1.17	3	6	0.05	2	107	1.62	0	9	9	0.14	0	11	22.5
7	Schank, Sarah	95	3	0.03	2	39	.026	80	0.84	19	13	0.20	19	432	4.55	0	0	0	0.00	0	0	22.0
9	Camden, Meagan	62	1	0.02	0	2	.500	8	0.13	4	8	0.06	12	110	1.77	0	0	0	0.00	0	0	5.0
11	Taylor, Megan	36	68	1.89	47	211	.100	1	0.03	0	0	0.00	0	15	0.42	0	19	19	0.53	2	2	77.5
13	McElhaney, Macy	79	171	2.16	81	520	.173	13	0.16	2	5	0.03	6	108	1.37	2	55	57	0.72	0	3	202.5
14	Winslow, Riley	32	1	0.03	0	1	1.000	5	0.16	5	3	0.16	3	37	1.16	0	0	0	0.00	0	0	6.0
15	Montague, Lydia	78	137	1.76	64	341	.214	6	0.08	8	11	0.10	2	23	0.29	8	75	83	1.06	3	0	190.5
16	Leon, Destiny	75	142	1.89	45	307	.316	2	0.03	10	13	0.13	1	29	0.39	17	73	90	1.20	4	2	205.5
17	DeBell, Ciara	95	311	3.27	101	982	.214	18	0.19	22	10	0.23	25	270	2.84	5	34	39	0.41	3	1	355.0
20	McElhaney, Eden	9	0	0.00	0	1	.000	2	0.22	2	4	0.22	2	9	1.00	0	0	0	0.00	0	0	2.0
21	Calcagno, Anna	60	113	1.88	50	359	.175	2	0.03	1	5	0.02	13	56	0.93	4	23	27	0.45	1	2	129.5
MARSHALL		95	1112	11.71	445	3257	.205	1036	10.91	108	107	1.14	113	1442	15.18	43	380	233	2.45	15	26	1,453.0
Opponents		95	1295	13.63	510	3530	.222	1218	12.82	114	161	1.20	108	1540	16.21	52	208	156	1.64	14	21	1,565.0

Team statistics

	MARSH	OPP
ATTACK		
Kills	1112	1295
Errors	445	510
Total Attacks	3257	3530
Attack Pct	.205	.222
Kills/Set	11.7	13.6
SET		
Assists	1036	1218
Attempts	3306	3562
Assist Pct	.313	.342
Assists/Set	10.9	12.8
SERVE		
Aces	108	114
Errors	107	161
Attempts	1965	2045
Serve Pct	.946	.921
Aces/Set	1.1	1.2
SERVE RECEPTIONS		
Errors	113	108
Errors/Set	1.2	1.1
Attempts	1878	1856
Reception Pct	.940	.999
DEFENSE		
Digs	1442	1540
Digs/Set	15.2	16.2
BLOCKING		
Block solo	43	52
Block Assist	380	208
Total Blocks	233	156
Blocks/Set	2.5	1.6
Block Errors	15	14
Ball handling errors	26	21
ATTENDANCE		
Total	3046	5120
Dates/Avg Per Date	7/435	9/569
Neutral Site #/Avg	7/77	-
Current win streak	0	-
Home win streak	0	-

Team Results

Date	Opponent	Score	Score-by-set	Att.
08/27/2021	Alabama	L 1-3	27-25,23-25,21-25,19-25	1015
08/28/2021	Austin Peay	W 3-1	25-19,30-28,20-25,25-16	304
08/28/2021	Miami (OH)	W 3-2	25-22,27-29,23-25,25-14,15-11	311
09/03/2021	vs DePaul	L 2-3	19-25,16-25,25-21,25-16,9-15	139
09/04/2021	at Wright St.	L 1-3	26-24,22-25,18-25,14-25	394
09/04/2021	vs Ball St.	L 2-3	18-25,25-17,22-25,25-22,11-15	250
09/10/2021	at Southeast Mo. St.	L 1-3	25-18,13-25,18-25,15-25	321
09/10/2021	vs Kansas City	L 0-3	22-25,22-25,25-27	0
09/11/2021	vs Arkansas St.	L 2-3	23-25,21-25,25-23,25-21,9-15	0
09/11/2021	vs Memphis	W 3-2	15-25,25-12,25-17,22-25,15-10	0
09/16/2021	at Morehead St.	W 3-2	25-23,16-25,22-25,25-17,15-5	265
09/17/2021	vs Pittsburgh	L 0-3	10-25,13-25,20-25	75
09/18/2021	vs Toledo	L 1-3	25-18,20-25,19-25,21-25	75
* 09/24/2021	at Western Ky.	L 0-3	11-25,16-25,21-25	933
* 09/25/2021	at Western Ky.	L 0-3	8-25,15-25,19-25	1409
* 10/01/2021	Middle Tenn.	W 3-2	19-25,15-25,25-18,25-17,15-4	311
* 10/02/2021	Middle Tenn.	L 1-3	23-25,25-23,22-25,19-25	307
* 10/08/2021	at Fla. Atlantic	W 3-0	25-21,25-18,25-13	251
* 10/09/2021	at Fla. Atlantic	W 3-0	25-13,25-23,25-21	273
* 10/15/2021	Old Dominion	L 2-3	25-20,23-25,25-23,23-25,11-15	372
* 10/16/2021	Old Dominion	W 3-2	25-21,25-13,17-25,23-25,15-8	426
* 10/22/2021	at Charlotte	L 2-3	25-20,19-25,18-25,25-20,12-15	826
* 10/23/2021	at Charlotte	L 0-3	20-25,19-25,19-25	448



2021-22 Marshall Women's Volleyball
Overall/Conference Statistics
All games

Page 1/1
as of Oct 29, 2021

Game Records

Overall	Conference	Home	Away	Neutral
8 - 15	4 - 6	4 - 3	3 - 6	1 - 6

Overall

##	Player	SP	Attack					Set		PTS/S
			K	K/S	E	TA	PCT	A	A/S	
17	DeBell, Ciara	95	311	3.27	101	982	.214	18	0.19	3.74
13	McElhaney, Macy	79	171	2.16	81	520	.173	13	0.16	2.56
16	Leon, Destiny	75	142	1.89	45	307	.316	2	0.03	2.74
15	Montague, Lydia	78	137	1.76	64	341	.214	6	0.08	2.44
21	Calcagno, Anna	60	113	1.88	50	359	.175	2	0.03	2.16
11	Taylor, Megan	36	68	1.89	47	211	.100	1	0.03	2.15
1	Clerkley, Essence	62	68	1.10	19	173	.283	3	0.05	1.63
3	Fogo, Olivia	20	40	2.00	11	121	.240	1	0.05	2.25
2	Lostumo, Sydney	95	36	0.38	16	129	.155	817	8.60	0.79
6	Brown, Brynn	66	15	0.23	6	51	.176	77	1.17	0.34
4	Holley, Zoie	13	6	0.46	3	20	.150	1	0.08	1.04
7	Schank, Sarah	95	3	0.03	2	39	.026	80	0.84	0.23
9	Camden, Meagan	62	1	0.02	0	2	.500	8	0.13	0.08
14	Winslow, Riley	32	1	0.03	0	1	1.000	5	0.16	0.19
20	McElhaney, Eden	9	0	0.00	0	1	.000	2	0.22	0.22
Total		95	1112	11.71	445	3257	.205	1036	10.91	15.29
Opponents		95	1295	13.63	510	3530	.222	1218	12.82	16.47

Conference

Attack						Set		
SP	K	K/S	E	TA	PCT	A	A/S	PTS/S
39	126	3.23	36	361	.249	11	0.28	3.85
39	93	2.38	35	264	.220	10	0.26	2.73
22	42	1.91	15	89	.303	1	0.05	2.59
33	62	1.88	23	139	.281	1	0.03	2.35
34	69	2.03	27	204	.206	1	0.03	2.32
3	0	0.00	4	5	-.800	0	0.00	0.00
23	31	1.35	9	71	.310	3	0.13	2.07
8	18	2.25	3	56	.268	0	0.00	2.56
39	16	0.41	4	43	.279	375	9.62	0.69
17	12	0.71	1	24	.458	15	0.88	0.94
6	3	0.50	1	8	.250	1	0.17	1.17
39	0	0.00	0	1	.000	23	0.59	0.31
15	0	0.00	0	0	.000	3	0.20	0.07
28	1	0.04	0	1	1.000	5	0.18	0.21
3	0	0.00	0	0	.000	0	0.00	0.00
39	473	12.13	158	1266	.249	449	11.51	15.56
39	547	14.03	187	1383	.260	515	13.21	16.82

	Serve				Dig		Blocking			
Player	SA	SA/S	SE	RE	DIG	DIG/S	BS	BA	TOTAL	B/S
DeBell, Ciara	22	0.23	10	25	270	2.84	5	34	39	0.41
McElhaney, Macy	2	0.03	5	6	108	1.37	2	55	57	0.72
Leon, Destiny	10	0.13	13	1	29	0.39	17	73	90	1.20
Montague, Lydia	8	0.10	11	2	23	0.29	8	75	83	1.06
Calcagno, Anna	1	0.02	5	13	56	0.93	4	23	27	0.45
Taylor, Megan	0	0.00	0	0	15	0.42	0	19	19	0.53
Clerkley, Essence	3	0.05	3	0	22	0.35	7	46	53	0.85
Fogo, Olivia	0	0.00	0	0	5	0.25	0	10	10	0.50
Lostumo, Sydney	29	0.31	26	1	213	2.24	0	21	21	0.22
Brown, Brynn	3	0.05	6	2	107	1.62	0	9	9	0.14
Holley, Zoie	0	0.00	0	0	6	0.46	0	15	15	1.15
Schank, Sarah	19	0.20	13	19	432	4.55	0	0	0	0.00
Camden, Meagan	4	0.06	8	12	110	1.77	0	0	0	0.00
Winslow, Riley	5	0.16	3	3	37	1.16	0	0	0	0.00
McElhaney, Eden	2	0.22	4	2	9	1.00	0	0	0	0.00
TEAM	-	-	-	27	-	-	-	-	-	-
Total	108	1.14	107	113	1442	15.18	43	380	233.0	2.45
Opponents	114	1.20	161	108	1540	16.21	52	208	156.0	1.64

Serve				Dig		Blocking			
SA	SA/S	SE	RE	DIG	DIG/S	BS	BA	TOTAL	B/S
14	0.36	3	10	112	2.87	2	16	18	0.46
1	0.03	2	5	66	1.69	1	23	24	0.62
4	0.18	5	0	10	0.45	3	16	19	0.86
0	0.00	0	1	8	0.24	3	25	28	0.85
0	0.00	0	5	28	0.82	3	14	17	0.50
0	0.00	0	0	0	0.00	0	0	0	0.00
3	0.13	3	0	14	0.61	4	19	23	1.00
0	0.00	0	0	2	0.25	0	5	5	0.63
9	0.23	12	0	79	2.03	0	4	4	0.10
1	0.06	0	2	17	1.00	0	6	6	0.35
0	0.00	0	0	4	0.67	0	8	8	1.33
12	0.31	6	10	157	4.03	0	0	0	0.00
1	0.07	1	3	22	1.47	0	0	0	0.00
5	0.18	2	3	34	1.21	0	0	0	0.00
0	0.00	0	0	2	0.67	0	0	0	0.00
-	-	-	12	-	-	-	-	-	-
50	1.28	34	51	555	14.23	16	136	84.0	2.15
51	1.31	63	50	579	14.85	26	64	58.0	1.49

Marshall Invitational Stats



2021-22 Marshall Women's Volleyball Combined Team Statistics All games

Page 1/1
as of Aug 30, 2021

Game Records

Overall	Conference	Home	Away	Neutral
2 - 1	0 - 0	2 - 1	0 - 0	0 - 0

Team Box Score

			Attack					Set		Serve				Dig		Blocking						
##	Player	SP	K	K/S	E	TA	PCT	A	A/S	SA	SE	SA/S	RE	DIG	DIG/S	BS	BA	TOT/S	BLK/S	BE	BHE	PTS
1	Clerkley, Essence	7	5	0.71	2	15	.200	0	0.00	0	0	0.00	0	2	0.29	1	7	8	1.14	0	0	9.5
2	Lostumo, Sydney	13	3	0.23	1	14	.143	109	8.38	7	2	0.54	0	35	2.69	0	2	2	0.15	0	0	11.0
6	Brown, Brynn	9	0	0.00	0	1	.000	26	2.89	0	5	0.00	0	11	1.22	0	0	0	0.00	0	0	0.0
7	Schank, Sarah	13	1	0.08	0	4	.250	15	1.15	3	3	0.23	1	72	5.54	0	0	0	0.00	0	0	4.0
9	Camden, Meagan	9	0	0.00	0	0	.000	1	0.11	2	3	0.22	2	14	1.56	0	0	0	0.00	0	0	2.0
11	Taylor, Megan	9	15	1.67	14	45	.022	0	0.00	0	0	0.00	0	6	0.67	0	6	6	0.67	0	2	18.0
13	McElhane, Macy	12	31	2.58	14	88	.193	3	0.25	1	3	0.08	0	15	1.25	0	13	13	1.08	0	0	38.5
15	Montague, Lydia	13	31	2.38	10	63	.333	2	0.15	5	4	0.38	0	5	0.38	3	12	15	1.15	0	0	45.0
16	Leon, Destiny	13	29	2.23	6	60	.383	1	0.08	0	3	0.00	0	4	0.31	5	18	23	1.77	0	2	43.0
17	DeBell, Ciara	13	47	3.62	14	159	.208	2	0.15	3	0	0.23	4	43	3.31	1	4	5	0.38	0	0	53.0
21	Calcagno, Anna	7	4	0.57	6	29	-.069	0	0.00	1	2	0.14	3	15	2.14	0	2	2	0.29	0	0	6.0
MARSHALL		13	166	12.77	67	478	.207	159	12.23	22	25	1.69	15	222	17.08	10	64	42	3.23	0	4	230.0
Opponents		13	163	12.54	77	504	.171	148	11.38	15	24	1.15	22	223	17.15	3	44	25	1.92	0	1	203.0

Team statistics

	MARSH	OPP
ATTACK		
Kills	166	163
Errors	67	77
Total Attacks	478	504
Attack Pct	.207	.171
Kills/Set	12.8	12.5
SET		
Assists	159	148
Attempts	493	521
Assist Pct	.323	.284
Assists/Set	12.2	11.4
SERVE		
Aces	22	15
Errors	25	24
Attempts	304	290
Serve Pct	.918	.917
Aces/Set	1.7	1.2
SERVE RECEPTIONS		
Errors	15	22
Errors/Set	1.2	1.7
Attempts	266	279
Reception Pct	.944	.994
DEFENSE		
Digs	222	223
Digs/Set	17.1	17.2
BLOCKING		
Block solo	10	3
Block Assist	64	44
Total Blocks	42	25
Blocks/Set	3.2	1.9
Block Errors	0	0
Ball handling errors	4	1
ATTENDANCE		
Total	1630	0
Dates/Avg Per Date	3/543	0/0
Neutral Site #/Avg	0/0	-
Current win streak	0	-
Home win streak	0	-

Team Results

Date	Opponent	Score	Score-by-set	Att.
08/27/2021	Alabama	L 1-3	27-25,23-25,21-25,19-25	1015
08/28/2021	Austin Peay	W 3-1	25-19,30-28,20-25,25-16	304
08/28/2021	Miami (OH)	W 3-2	25-22,27-29,23-25,25-14,15-11	311

Wright State Invitational Stats



2021-22 Marshall Women's Volleyball Combined Team Statistics Specific games

Page 1/1
as of Sep 07, 2021

Game Records

Overall	Conference	Home	Away	Neutral
0 - 3	0 - 0	0 - 0	0 - 1	0 - 2

Team Box Score

Team Box Score			Attack					Set		Serve				Dig		Blocking						
##	Player	SP	K	K/S	E	TA	PCT	A	A/S	SA	SE	SA/S	RE	DIG	DIG/S	BS	BA	TOT/S	BLK/S	BE	BHE	PTS
1	Clerkley, Essence	12	8	0.67	3	29	.172	0	0.00	0	0	0.00	0	5	0.42	2	9	11	0.92	0	0	14.5
2	Lostumo, Sydney	14	5	0.36	7	22	-.091	95	6.79	2	4	0.14	0	31	2.21	0	3	3	0.21	0	1	8.5
3	Fogo, Olivia	4	9	2.25	2	16	.438	0	0.00	0	0	0.00	0	1	0.25	0	4	4	1.00	0	0	11.0
6	Brown, Brynn	13	2	0.15	4	21	-.095	26	2.00	1	0	0.08	0	35	2.69	0	2	2	0.15	0	8	4.0
7	Schank, Sarah	14	0	0.00	1	12	-.083	10	0.71	1	0	0.07	2	69	4.93	0	0	0	0.00	0	0	1.0
9	Camden, Meagan	14	0	0.00	0	0	.000	2	0.14	0	1	0.00	0	29	2.07	0	0	0	0.00	0	0	0.0
11	Taylor, Megan	1	1	1.00	1	6	.000	0	0.00	0	0	0.00	0	0	0.00	0	0	0	0.00	0	0	1.0
13	McElhane, Macy	11	16	1.45	12	73	.055	0	0.00	0	0	0.00	0	16	1.45	1	9	10	0.91	0	0	21.5
15	Montague, Lydia	14	20	1.43	18	70	.029	1	0.07	2	6	0.14	1	5	0.36	2	19	21	1.50	2	0	33.5
16	Leon, Destiny	14	26	1.86	7	55	.345	0	0.00	1	1	0.07	1	5	0.36	4	18	22	1.57	1	0	40.0
17	DeBell, Ciara	14	40	2.86	12	147	.190	0	0.00	0	2	0.00	6	47	3.36	1	6	7	0.50	1	0	44.0
21	Calcagno, Anna	11	24	2.18	8	76	.211	1	0.09	0	0	0.00	1	8	0.73	1	6	7	0.64	1	0	28.0
MARSHALL		14	151	10.79	75	527	.144	135	9.64	7	14	0.50	13	251	17.93	11	76	49	3.50	5	9	207.0
Opponents		14	185	13.21	90	584	.163	174	12.43	13	23	0.93	7	269	19.21	12	28	26	1.86	2	3	224.0

Team statistics

	MARSH	OPP
ATTACK		
Kills	151	185
Errors	75	90
Total Attacks	527	584
Attack Pct	.144	.163
Kills/Set	10.8	13.2
SET		
Assists	135	174
Attempts	558	598
Assist Pct	.242	.291
Assists/Set	9.6	12.4
SERVE		
Aces	7	13
Errors	14	23
Attempts	277	303
Serve Pct	.949	.924
Aces/Set	0.5	0.9
SERVE RECEPTIONS		
Errors	13	7
Errors/Set	0.9	0.5
Attempts	280	263
Reception Pct	.954	.998
DEFENSE		
Digs	251	269
Digs/Set	17.9	19.2
BLOCKING		
Block solo	11	12
Block Assist	76	28
Total Blocks	49	26
Blocks/Set	3.5	1.9
Block Errors	5	2
Ball handling errors	9	3
ATTENDANCE		
Total	0	394
Dates/Avg Per Date	0/0	1/394
Neutral Site #/Avg	2/195	-
Current win streak	0	-
Home win streak	0	-

Team Results

Date	Opponent	Score	Score-by-set	Att.
09/03/2021	vs DePaul	L 2-3	19-25,16-25,25-21,25-16,9-15	139
09/04/2021	at Wright St.	L 1-3	26-24,22-25,18-25,14-25	394
09/04/2021	vs Ball St.	L 2-3	18-25,25-17,22-25,25-22,11-15	250

SEMO Invitational Stats



2021-22 Marshall Women's Volleyball Combined Team Statistics Specific games

Page 1/2
as of Sep 15, 2021

Game Records

Overall	Conference	Home	Away	Neutral
1 - 3	0 - 0	0 - 0	0 - 1	1 - 2

Team Box Score

#	Player	SP	Attack					Set		Serve			RE	Dig		Blocking						PTS
			K	K/S	E	TA	PCT	A	A/S	SA	SE	SA/S		DIG	DIG/S	BS	BA	TOT/S	BLK/S	BE	BHE	
1	Clerkley, Essence	13	18	1.38	3	41	.366	0	0.00	0	0	0.00	0	1	0.08	0	7	7	0.54	2	0	21.5
2	Lostumo, Sydney	17	10	0.59	3	26	.269	151	8.88	8	2	0.47	0	35	2.06	0	7	7	0.41	0	0	21.5
3	Fogo, Olivia	7	13	1.86	6	47	.149	0	0.00	0	0	0.00	0	1	0.14	0	1	1	0.14	0	0	13.5
4	Holley, Zoie	5	2	0.40	2	8	.000	0	0.00	0	0	0.00	0	2	0.40	0	4	4	0.80	0	0	4.0
6	Brown, Brynn	15	0	0.00	1	2	-.500	5	0.33	1	1	0.07	0	24	1.60	0	0	0	0.00	0	0	1.0
7	Schank, Sarah	17	2	0.12	1	12	.083	12	0.71	1	2	0.06	5	69	4.06	0	0	0	0.00	0	0	3.0
9	Camden, Meagan	13	0	0.00	0	0	.000	1	0.08	0	2	0.00	3	26	2.00	0	0	0	0.00	0	0	0.0
11	Taylor, Megan	11	30	2.73	11	70	.271	1	0.09	0	0	0.00	0	4	0.36	0	7	7	0.64	0	0	33.5
13	McElhaney, Macy	5	7	1.40	9	25	-.080	0	0.00	0	0	0.00	0	3	0.60	0	3	3	0.60	0	0	8.5
14	Winslow, Riley	1	0	0.00	0	0	.000	0	0.00	0	0	0.00	0	2	2.00	0	0	0	0.00	0	0	0.0
15	Montague, Lydia	12	20	1.67	9	51	.216	2	0.17	1	1	0.08	0	5	0.42	0	16	16	1.33	0	0	29.0
16	Leon, Destiny	15	29	1.93	10	64	.297	0	0.00	4	1	0.27	0	6	0.40	1	11	12	0.80	2	0	39.5
17	DeBell, Ciara	17	55	3.24	26	179	.162	5	0.29	4	4	0.24	3	47	2.76	0	7	7	0.41	0	0	62.5
20	McElhaney, Eden	6	0	0.00	0	1	.000	2	0.33	2	4	0.33	2	7	1.17	0	0	0	0.00	0	0	2.0
21	Calcagno, Anna	7	16	2.29	9	50	.140	0	0.00	0	1	0.00	4	5	0.71	0	1	1	0.14	0	0	16.5
MARSHALL		17	202	11.88	90	576	.194	179	10.53	21	18	1.24	23	237	13.94	1	64	33	1.94	4	0	256.0
Opponents		17	223	13.12	87	601	.226	217	12.76	24	26	1.41	21	263	15.47	6	40	26	1.53	3	0	273.0

Team statistics

	MARSH	OPP
ATTACK		
Kills	202	223
Errors	90	87
Total Attacks	576	601
Attack Pct	.194	.226
Kills/Set	11.9	13.1
SET		
Assists	179	217
Attempts	514	583
Assist Pct	.348	.372
Assists/Set	10.5	12.8
SERVE		
Aces	21	24
Errors	18	26
Attempts	349	370
Serve Pct	.948	.930
Aces/Set	1.2	1.4
SERVE RECEPTIONS		
Errors	23	21
Errors/Set	1.4	1.2
Attempts	338	329
Reception Pct	.932	.996
DEFENSE		
Digs	237	263
Digs/Set	13.9	15.5
BLOCKING		
Block solo	1	6
Block Assist	64	40
Total Blocks	33	26
Blocks/Set	1.9	1.5
Block Errors	4	3
Ball handling errors	0	0
ATTENDANCE		
Total	0	321
Dates/Avg Per Date	0/0	1/321
Neutral Site #/Avg	3/0	-
Current win streak	0	-
Home win streak	0	-

Team Results

Date	Opponent	Score	Score-by-set	Att.
09/10/2021	at Southeast Mo. St.	L 1-3	25-18,13-25,18-25,15-25	321
09/10/2021	vs Kansas City	L 0-3	22-25,22-25,25-27	0
09/11/2021	vs Arkansas St.	L 2-3	23-25,21-25,25-23,25-21,9-15	0
09/11/2021	vs Memphis	W 3-2	15-25,25-12,25-17,22-25,15-10	0

Morehead Invitational Stats



2021-22 Marshall Women's Volleyball Combined Team Statistics Specific games

Page 1/2
as of Sep 19, 2021

Game Records

Overall	Conference	Home	Away	Neutral
1 - 2	0 - 0	0 - 0	1 - 0	0 - 2

Team Box Score

##	Player	SP	Attack					Set		Serve			RE	Dig		Blocking						PTS
			K	K/S	E	TA	PCT	A	A/S	SA	SE	SA/S		DIG	DIG/S	BS	BA	TOT/S	BLK/S	BE	BHE	
1	Clerkley, Essence	7	6	0.86	2	17	.235	0	0.00	0	0	0.00	0	0	0.00	0	4	4	0.57	0	0	8.0
2	Lostumo, Sydney	12	2	0.17	1	24	.042	87	7.25	3	6	0.25	1	33	2.75	0	5	5	0.42	0	0	7.5
3	Fogo, Olivia	1	0	0.00	0	2	.000	1	1.00	0	0	0.00	0	1	1.00	0	0	0	0.00	0	0	0.0
4	Holley, Zoie	2	1	0.50	0	4	.250	0	0.00	0	0	0.00	0	0	0.00	0	3	3	1.50	0	0	2.5
6	Brown, Brynn	12	1	0.08	0	3	.333	5	0.42	0	0	0.00	0	20	1.67	0	1	1	0.08	0	0	1.5
7	Schank, Sarah	12	0	0.00	0	10	.000	20	1.67	2	2	0.17	1	65	5.42	0	0	0	0.00	0	0	2.0
9	Camden, Meagan	11	1	0.09	0	2	.500	1	0.09	1	1	0.09	4	19	1.73	0	0	0	0.00	0	0	2.0
11	Taylor, Megan	12	22	1.83	17	85	.059	0	0.00	0	0	0.00	0	5	0.42	0	6	6	0.50	1	0	25.0
13	McElhane, Macy	12	24	2.00	11	70	.186	0	0.00	0	0	0.00	1	8	0.67	0	7	7	0.58	0	1	27.5
14	Winslow, Riley	3	0	0.00	0	0	.000	0	0.00	0	1	0.00	0	1	0.33	0	0	0	0.00	0	0	0.0
15	Montague, Lydia	6	4	0.67	4	18	.000	0	0.00	0	0	0.00	0	0	0.00	0	3	3	0.50	0	0	5.5
16	Leon, Destiny	11	16	1.45	7	39	.231	0	0.00	1	3	0.09	0	4	0.36	4	10	14	1.27	0	0	26.0
17	DeBell, Ciara	12	43	3.58	13	136	.221	0	0.00	1	1	0.08	2	21	1.75	1	1	2	0.17	1	0	45.5
21	Calcagno, Anna	1	0	0.00	0	0	.000	0	0.00	0	2	0.00	0	0	0.00	0	0	0	0.00	0	0	0.0
MARSHALL		12	120	10.00	55	410	.159	114	9.50	8	16	0.67	11	177	14.75	5	40	25	2.08	2	1	153.0
Opponents		12	177	14.75	69	458	.236	164	13.67	11	25	0.92	8	206	17.17	5	32	21	1.75	4	5	209.0

Team statistics

	MARSH	OPP
ATTACK		
Kills	120	177
Errors	55	69
Total Attacks	410	458
Attack Pct	.159	.236
Kills/Set	10	14.8
SET		
Assists	114	164
Attempts	421	458
Assist Pct	.271	.358
Assists/Set	9.5	13.7
SERVE		
Aces	8	11
Errors	16	25
Attempts	234	260
Serve Pct	.932	.904
Aces/Set	0.7	0.9
SERVE RECEPTIONS		
Errors	11	8
Errors/Set	0.9	0.7
Attempts	235	218
Reception Pct	.953	.997
DEFENSE		
Digs	177	206
Digs/Set	14.8	17.2
BLOCKING		
Block solo	5	5
Block Assist	40	32
Total Blocks	25	21
Blocks/Set	2.1	1.8
Block Errors	2	4
Ball handling errors	1	5
ATTENDANCE		
Total	0	265
Dates/Avg Per Date	0/0	1/265
Neutral Site #/Avg	2/75	-
Current win streak	0	-
Home win streak	0	-

Team Results

Date	Opponent		Score	Score-by-set	Att.
09/16/2021	at Morehead St.	W	3-2	25-23,16-25,22-25,25-17,15-5	265
09/17/2021	vs Pittsburgh	L	0-3	10-25,13-25,20-25	75
09/18/2021	vs Toledo	L	1-3	25-18,20-25,19-25,21-25	75



2021-22 Marshall Women's Volleyball
Overall Team Results
All games

Page 1/1
as of Oct 29, 2021

Team Results

Date	Opponent		Score	Score-by-set	Overall	Conf	Time	Att.
08/27/2021	Alabama	L	1-3	27-25,23-25,21-25,19-25	0-1	0-0	02:01	1015
08/28/2021	Austin Peay	W	3-1	25-19,30-28,20-25,25-16	1-1	0-0	02:01	304
08/28/2021	Miami (OH)	W	3-2	25-22,27-29,23-25,25-14,15-11	2-1	0-0	02:25	311
09/03/2021	vs DePaul	L	2-3	19-25,16-25,25-21,25-16,9-15	2-2	0-0	02:02	139
09/04/2021	at Wright St.	L	1-3	26-24,22-25,18-25,14-25	2-3	0-0	01:55	394
09/04/2021	vs Ball St.	L	2-3	18-25,25-17,22-25,25-22,11-15	2-4	0-0	02:10	250
09/10/2021	at Southeast Mo. St.	L	1-3	25-18,13-25,18-25,15-25	2-5	0-0	02:40	321
09/10/2021	vs Kansas City	L	0-3	22-25,22-25,25-27	2-6	0-0	01:20	0
09/11/2021	vs Arkansas St.	L	2-3	23-25,21-25,25-23,25-21,9-15	2-7	0-0	02:00	0
09/11/2021	vs Memphis	W	3-2	15-25,25-12,25-17,22-25,15-10	3-7	0-0	02:00	0
09/16/2021	at Morehead St.	W	3-2	25-23,16-25,22-25,25-17,15-5	4-7	0-0	02:08	265
09/17/2021	vs Pittsburgh	L	0-3	10-25,13-25,20-25	4-8	0-0	01:05	75
09/18/2021	vs Toledo	L	1-3	25-18,20-25,19-25,21-25	4-9	0-0	01:50	75
* 09/24/2021	at Western Ky.	L	0-3	11-25,16-25,21-25	4-10	0-1	01:11	933
* 09/25/2021	at Western Ky.	L	0-3	8-25,15-25,19-25	4-11	0-2	01:01	1409
* 10/01/2021	Middle Tenn.	W	3-2	19-25,15-25,25-18,25-17,15-4	5-11	1-2	02:02	311
* 10/02/2021	Middle Tenn.	L	1-3	23-25,25-23,22-25,19-25	5-12	1-3	01:57	307
* 10/08/2021	at Fla. Atlantic	W	3-0	25-21,25-18,25-13	6-12	2-3	01:27	251
* 10/09/2021	at Fla. Atlantic	W	3-0	25-13,25-23,25-21	7-12	3-3	01:26	273
* 10/15/2021	Old Dominion	L	2-3	25-20,23-25,25-23,23-25,11-15	7-13	3-4	02:12	372
* 10/16/2021	Old Dominion	W	3-2	25-21,25-13,17-25,23-25,15-8	8-13	4-4	02:13	426
* 10/22/2021	at Charlotte	L	2-3	25-20,19-25,18-25,25-20,12-15	8-14	4-5	02:16	826
* 10/23/2021	at Charlotte	L	0-3	20-25,19-25,19-25	8-15	4-6	01:17	448

Team Record	W-L-T	Attendance	Dates	Total	Avg.
Overall:	8-15	Total:	23	8705	378
Conference:	4-6	Home:	7	3046	435
Home:	4-3	Away:	9	5120	569
Away:	3-6	Neutral:	7	539	77
Neutral:	1-6				
3 sets:	2-5				
4 sets:	1-5				
5 sets:	5-5				



2021-22 Marshall Women's Volleyball Team Match-by-Match All games

Page 1/1
as of Oct 29, 2021

Date	Opponent	SP	Attack				Set			Serve				Recept			Blocking					BHE	POINTS	SCORE
			K	E	TA	PCT	A	TA	PCT	SA	SE	TA	PCT	RE	TA	PCT	DIG	BS	BA	BE	TOTAL			
08/27/2021	Alabama	4	49	23	162	.160	47	165	.285	7	9	91	.901	6	93	.935	77	4	16	0	12.0	2	68.0	1-3
08/28/2021	Austin Peay	4	52	23	139	.209	51	152	.336	6	4	99	.960	2	78	.974	64	1	24	0	13.0	2	71.0	3-1
08/28/2021	Miami (OH)	5	65	21	177	.249	61	176	.347	9	12	114	.895	7	95	.926	81	5	24	0	17.0	0	91.0	3-2
09/03/2021	vs DePaul	5	47	30	185	.092	40	185	.216	3	7	94	.926	3	90	.967	83	2	24	1	14.0	3	64.0	2-3
09/04/2021	at Wright St.	4	46	24	164	.134	43	166	.259	1	4	81	.951	6	92	.935	80	3	28	4	17.0	3	64.0	1-3
09/04/2021	vs Ball St.	5	58	21	178	.208	52	207	.251	3	3	102	.971	4	98	.959	88	6	24	0	18.0	3	79.0	2-3
09/10/2021	at Southeast Mo. St.	4	43	24	129	.147	39	115	.339	1	4	71	.944	6	84	.929	47	0	12	2	6.0	0	50.0	1-3
09/10/2021	vs Kansas City	3	39	20	131	.145	29	114	.254	5	3	71	.958	9	68	.868	56	0	8	1	4.0	0	48.0	0-3
09/11/2021	vs Arkansas St.	5	55	25	155	.194	51	140	.364	10	7	104	.933	6	102	.941	63	1	22	0	12.0	0	77.0	2-3
09/11/2021	vs Memphis	5	65	21	161	.273	60	145	.414	5	4	103	.961	2	84	.976	71	0	22	1	11.0	0	81.0	3-2
09/16/2021	at Morehead St.	5	58	18	159	.252	56	172	.326	3	7	103	.932	3	87	.966	75	1	20	2	11.0	0	72.0	3-2
09/17/2021	vs Pittsburgh	3	18	16	97	.021	16	102	.157	1	2	45	.956	4	67	.940	30	2	8	0	6.0	1	25.0	0-3
09/18/2021	vs Toledo	4	44	21	154	.149	42	147	.286	4	7	86	.919	4	81	.951	72	2	12	0	8.0	0	56.0	1-3
09/24/2021	at Western Ky.	3	28	19	80	.113	26	83	.313	3	0	49	1.000	8	69	.884	33	0	8	1	4.0	3	35.0	0-3
09/25/2021	at Western Ky.	3	27	15	91	.132	24	100	.240	0	0	43	1.000	3	66	.955	34	0	10	0	5.0	1	32.0	0-3
10/01/2021	Middle Tenn.	5	59	11	132	.364	58	144	.403	8	8	99	.919	5	79	.937	51	1	14	0	8.0	1	75.0	3-2
10/02/2021	Middle Tenn.	4	54	22	147	.218	50	157	.318	4	3	90	.967	8	92	.913	63	3	18	0	12.0	1	70.0	1-3
10/08/2021	at Fla. Atlantic	3	30	10	87	.230	29	91	.319	4	1	74	.986	1	47	.979	46	1	26	0	14.0	1	48.0	3-0
10/09/2021	at Fla. Atlantic	3	41	13	103	.272	39	101	.386	5	2	74	.973	6	53	.887	55	3	12	0	9.0	2	55.0	3-0
10/15/2021	Old Dominion	5	63	22	161	.255	61	171	.357	11	7	108	.935	7	102	.931	63	3	12	0	9.0	1	83.0	2-3
10/16/2021	Old Dominion	5	66	15	181	.282	60	183	.328	10	2	104	.981	3	87	.966	84	1	14	0	8.0	1	84.0	3-2
10/22/2021	at Charlotte	5	63	16	167	.281	62	174	.356	3	4	100	.960	8	94	.915	82	2	14	1	9.0	1	75.0	2-3
10/23/2021	at Charlotte	3	42	15	117	.231	40	116	.345	2	7	60	.883	2	70	.971	44	2	8	2	6.0	0	50.0	0-3
Totals		95	1112	445	3257	.205	1036	3306	.313	108	107	1965	.946	113	1878	.940	1442	43	380	15	233.0	26	1453.0	
Opponents		95	1295	510	3530	.222	1218	3562	.342	114	161	2045	.921	108	1856	.942	1540	52	208	14	156.0	21	1565.0	

Team Averages

Sets Played	Kills per set	Assists per set	Service aces per set	Digs per set	Blocks per set	Points per set	Ball handling error per set	Reception errors per set
95	11.71	10.91	1.14	15.18	2.45	15.29	0.27	1.19



2021-22 Marshall Women's Volleyball Opponents Match-by-Match All games

Page 1/1
as of Oct 29, 2021

Date	Opponent	SP	Attack				Set			Serve				Recept			Blocking					BHE	POINTS	SCORE
			K	E	TA	PCT	A	TA	PCT	SA	SE	TA	PCT	RE	TA	PCT	DIG	BS	BA	BE	TOTAL			
08/27/2021	Alabama	4	56	24	167	.192	53	167	.317	6	6	99	.939	7	82	.915	80	1	18	0	10.0	1	72.0	1-3
08/28/2021	Austin Peay	4	51	23	151	.185	47	159	.296	2	11	89	.876	6	95	.937	56	0	20	0	10.0	0	63.0	3-1
08/28/2021	Miami (OH)	5	56	30	186	.140	48	195	.246	7	7	102	.931	9	102	.912	87	2	6	0	5.0	0	68.0	3-2
09/03/2021	vsDePaul	5	58	29	182	.159	56	192	.292	3	12	102	.882	3	87	.966	96	2	8	2	6.0	3	67.0	2-3
09/04/2021	at Wright St.	4	61	26	187	.187	57	178	.320	6	6	98	.939	1	77	.987	86	2	10	0	7.0	0	74.0	1-3
09/04/2021	vsBall St.	5	66	35	215	.144	61	228	.268	4	5	103	.951	3	99	.970	87	8	10	0	13.0	0	83.0	2-3
09/10/2021	at Southeast Mo. St.	4	52	18	124	.274	50	118	.424	7	8	95	.916	1	67	.985	57	3	12	0	9.0	0	68.0	1-3
09/10/2021	vsKansas City	3	41	17	130	.185	41	128	.320	9	7	77	.909	5	68	.926	70	1	4	1	3.0	0	53.0	0-3
09/11/2021	vsArkansas St.	5	69	29	176	.227	66	170	.388	6	6	108	.944	10	96	.896	69	1	14	0	8.0	0	83.0	2-3
09/11/2021	vsMemphis	5	61	23	171	.222	60	167	.359	2	5	90	.944	5	98	.949	67	1	10	2	6.0	0	69.0	3-2
09/16/2021	at Morehead St.	5	66	30	185	.195	64	190	.337	3	8	95	.916	3	96	.969	70	0	10	2	5.0	1	74.0	3-2
09/17/2021	vsPittsburgh	3	50	15	108	.324	41	107	.383	4	6	73	.918	1	43	.977	55	3	8	0	7.0	2	61.0	0-3
09/18/2021	vsToledo	4	61	24	165	.224	59	161	.366	4	11	92	.880	4	79	.949	81	2	14	2	9.0	2	74.0	1-3
09/24/2021	at Western Ky.	3	44	10	95	.358	41	91	.451	8	5	74	.932	3	49	.939	32	6	4	0	8.0	2	60.0	0-3
09/25/2021	at Western Ky.	3	56	6	101	.495	49	94	.521	3	8	74	.892	0	43	1.000	44	2	6	1	5.0	0	64.0	0-3
10/01/2021	Middle Tenn.	5	57	21	145	.248	53	154	.344	5	10	89	.888	8	91	.912	56	1	6	0	4.0	1	66.0	3-2
10/02/2021	Middle Tenn.	4	59	21	154	.247	55	161	.342	8	5	97	.948	4	87	.954	65	5	10	0	10.0	0	77.0	1-3
10/08/2021	at Fla. Atlantic	3	38	30	118	.068	38	123	.309	1	6	53	.887	4	73	.945	43	1	4	0	3.0	5	42.0	3-0
10/09/2021	at Fla. Atlantic	3	33	23	117	.085	31	121	.256	6	5	58	.914	5	72	.931	45	2	4	1	4.0	1	43.0	3-0
10/15/2021	Old Dominion	5	67	26	167	.246	61	158	.386	7	5	107	.953	11	101	.891	65	1	2	0	2.0	1	76.0	2-3
10/16/2021	Old Dominion	5	67	21	182	.253	65	182	.357	3	6	93	.935	10	102	.902	90	1	12	0	7.0	0	77.0	3-2
10/22/2021	at Charlotte	5	75	21	190	.284	72	198	.364	8	10	104	.904	3	96	.969	82	3	10	3	8.0	2	91.0	2-3
10/23/2021	at Charlotte	3	51	8	114	.377	50	120	.417	2	3	73	.959	2	53	.962	57	4	6	0	7.0	0	60.0	0-3
Opponent totals		95	1295	510	3530	.222	1218	3562	.342	114	161	2045	.921	108	1856	.942	1540	52	208	14	156.0	21	1565.0	
Marshall totals		95	1112	445	3257	.205	1036	3306	.313	108	107	1965	.946	113	1878	.940	1442	43	380	15	233.0	26	1453.0	

Team Averages

Sets Played	Kills per set	Assists per set	Service aces per set	Digs per set	Blocks per set	Points per set	Ball handling error per set	Reception errors per set
95	13.63	12.82	1.20	16.21	1.64	16.47	0.22	1.14



1 - Essence Clerkley

2021 Season Match Highs

Kills	10 vs. Old Dominion 10/15
Matches with 10+ Kills	1
Hitting % (5 or more attacks)	.556 (5 K, 0 E, 9 Att.) at Southeast Missouri St. 9/10
Attacks	25 vs. Old Dominion 10/15
Solo Blocks	2 (2x) last vs. Old Dominion 10/15
Assisted Blocks	9 at Florida Atlantic 10/8
Total Blocks	9 at Florida Atlantic 10/8
Matches with 3+ Blocks	10
Matches with 5+ Blocks	4
Matches with 10+ Blocks	N/A
Double-Doubles	N/A

2021 match-by-match Stats

#1 CLERKLEY, Essence

Date	Opponent	SP	Attack				Set			Serve				Recept			Blocking					Team			
			K	E	TA	PCT	A	TA	PCT	SA	SE	TA	PCT	RE	TA	PCT	DIG	BS	BA	BE	TOTAL	BHE	POINTS	HIT%	SCORE
08/28/2021	Austin Peay	*4	3	1	11	.182	0	0	.000	0	0	0	.000	0	0	.000	1	0	5	0	5.0	0	5.5	.209	3-1
08/28/2021	Miami (OH)	*3	2	1	4	.250	0	0	.000	0	0	0	.000	0	0	.000	1	1	2	0	3.0	0	4.0	.249	3-2
09/03/2021	vs DePaul	4	2	1	10	.100	0	1	.000	0	0	0	.000	0	0	.000	2	0	3	0	3.0	0	3.5	.092	2-3
09/04/2021	at Wright St.	4	4	1	9	.333	0	1	.000	0	0	0	.000	0	0	.000	2	1	4	0	5.0	0	7.0	.134	1-3
09/04/2021	vs Ball St.	4	2	1	10	.100	0	3	.000	0	0	0	.000	0	0	.000	1	1	2	0	3.0	0	4.0	.208	2-3
09/10/2021	at Southeast Mo. St.	*4	5	0	9	.556	0	1	.000	0	0	0	.000	0	1	1.000	1	0	0	1	0.0	0	5.0	.147	1-3
09/11/2021	vs Arkansas St.	5	6	2	19	.211	0	0	.000	0	0	0	.000	0	0	.000	0	0	4	0	4.0	0	8.0	.194	2-3
09/11/2021	vs Memphis	4	7	1	13	.462	0	0	.000	0	0	0	.000	0	0	.000	0	0	3	1	3.0	0	8.5	.273	3-2
09/16/2021	at Morehead St.	2	2	0	6	.333	0	2	.000	0	0	0	.000	0	0	.000	0	0	2	0	2.0	0	3.0	.252	3-2
09/17/2021	vs Pittsburgh	2	0	1	2	-.500	0	0	.000	0	0	0	.000	0	0	.000	0	0	1	0	1.0	0	0.5	.021	0-3
09/18/2021	vs Toledo	3	4	1	9	.333	0	1	.000	0	0	0	.000	0	0	.000	0	0	1	0	1.0	0	4.5	.149	1-3
09/25/2021	at Western Ky.	3	2	1	7	.143	0	0	.000	0	0	0	.000	0	0	.000	2	0	2	0	2.0	0	3.0	.132	0-3
10/01/2021	Middle Tenn.	1	1	1	3	.000	0	0	.000	0	0	0	.000	0	0	.000	0	0	0	0	0.0	0	1.0	.364	3-2
10/08/2021	at Fla. Atlantic	*3	5	2	8	.375	0	3	.000	0	0	6	1.000	0	1	1.000	0	0	9	0	9.0	0	9.5	.230	3-0
10/09/2021	at Fla. Atlantic	*3	3	2	7	.143	1	3	.333	1	0	11	1.000	0	0	.000	5	2	2	0	4.0	0	7.0	.272	3-0
10/15/2021	Old Dominion	*5	10	3	25	.280	1	4	.250	1	2	14	.857	0	0	.000	2	2	4	0	6.0	0	15.0	.255	2-3
10/16/2021	Old Dominion	*5	8	0	18	.444	1	3	.333	1	1	13	.923	0	0	.000	3	0	1	0	1.0	0	9.5	.282	3-2
10/22/2021	at Charlotte	*2	2	0	3	.667	0	0	.000	0	0	6	1.000	0	0	.000	1	0	0	0	0.0	0	2.0	.281	2-3
10/23/2021	at Charlotte	1	0	0	0	.000	0	1	.000	0	0	5	1.000	0	0	.000	1	0	1	0	1.0	0	0.5	.231	0-3
Totals			62	68	19	173	.283	3	23	.130	3	3	55	.945	0	2	1.000	22	7	46	2	53.0	0	101.0	

Player Averages

Sets Played	Kills per set	Assists per set	Service aces per set	Digs per set	Blocks per set	Points per set
62	1.10	0.05	0.05	0.35	0.85	1.63

Career Stats (at Blinn College)

Essence Clerkley - Blinn College (JUCO)

Year	M	Sets	Kills	K/S	E	Att.	Pct.	Asst.	A/S	Aces	Digs	D/S	BS	BA	TB	B/S	PTS	PTS/S
2019	37	126	373	2.96	84	721	0.401	2	0.02	23	91	0.72	20	87	107	0.85	459.5	3.6
2020	30	99	221	2.23	65	491	0.318	10	0.10	12	61	0.62	10	87	97	0.98	286.5	2.9
Totals	67	225	594	2.64	149	1212	0.367	12	0.05	35	152	0.68	30	174	204	0.91	746	3.32

Career Stats (at Marshall)

CLERKLEY, Essence

SEASON	TEAM	SM-MP	K	K/S	E	TA	PCT	A	A/S	SA	SA/S	SE	DIG	D/S	RE	BS	BA	TB	B/S	BE	BHE	PTS	PTS/S
2021-22	Marsh	62-19	68	1.1	19	173	.283	3	0.0	3	0.0	3	22	0.4	0	7	46	53	0.9	2	0	101.0	1.6
TOTAL		62 - 19	68	1.1	19	173	.283	3	0.0	3	0.0	3	22	0.4	0	7	46	53	0.9	2	0	101.0	1.6



2 - Sydney Lostumo

	2021 Spring Season Match Highs	Career
Kills	5 vs. Old Dominion 10/16	6 (2x) last at MTSU 3/7/21
Assists	56 at Charlotte 10/22	64 vs. Xavier 2/14/21
Matches with 10+ Assists	23	70 (19 at Fresno State)
Matches with 20+ Assists	20	52 (6 at Fresno State)
Matches with 30+ Assists	18	34 (1 at Fresno State)
Matches with 40+ Assists	9	15
Matches with 50+ Assists	5	6
Matches with 60+ Assists	N/A	1
Aces	5 (2x) last vs. Old Dominion 10/16	6 vs. Florida Atlantic 3/15/21
Digs	17 at Morehead State 9/16	Same
Matches with 10+ Digs	10	15
Double-Doubles	10	15, last vs. ODU 10/16 (52 ast., 15 digs)
Total Blocks	5 at Morehead State 9/16	Same

2021 match-by-match Stats

#2 LOSTUMO, Sydney

Date	Opponent	SP	K	E	TA	PCT	A	TA	PCT	SA	SE	TA	PCT	RE	TA	PCT	DIG	BS	BA	BE	TOTAL	BHE	POINTS	HIT%	SCORE
08/27/2021	Alabama	*4	0	0	3	.000	37	133	.278	0	1	21	.952	0	0	.000	14	0	2	0	2.0	0	1.0	.160	1-3
08/28/2021	Austin Peay	*4	2	0	2	1.000	30	68	.441	5	1	23	.957	0	0	.000	9	0	0	0	0.0	0	7.0	.209	3-1
08/28/2021	Miami (OH)	*5	1	1	9	.000	42	100	.420	2	0	27	1.000	0	0	.000	12	0	0	0	0.0	0	3.0	.249	3-2
09/03/2021	vs DePaul	*5	2	4	10	-.200	32	120	.267	2	2	13	.846	0	0	.000	14	0	1	0	1.0	0	4.5	.092	2-3
09/04/2021	at Wright St.	*4	2	3	9	-.111	31	101	.307	0	1	16	.938	0	0	.000	8	0	2	0	2.0	0	3.0	.134	1-3
09/04/2021	vs Ball St.	*5	1	0	3	.333	32	88	.364	0	1	24	.958	0	0	.000	9	0	0	0	0.0	1	1.0	.208	2-3
09/10/2021	at Southeast Mo. St.	*4	1	0	1	1.000	30	31	.968	1	1	14	.929	0	0	.000	4	0	0	0	0.0	0	2.0	.147	1-3
09/10/2021	vs Kansas City	*3	2	0	10	.200	25	38	.658	2	0	19	1.000	0	0	.000	10	0	2	0	2.0	0	5.0	.145	0-3
09/11/2021	vs Arkansas St.	*5	3	2	8	.125	43	55	.782	2	0	18	1.000	0	0	.000	13	0	3	0	3.0	0	6.5	.194	2-3
09/11/2021	vs Memphis	*5	4	1	7	.429	53	64	.828	3	1	29	.966	0	0	.000	8	0	2	0	2.0	0	8.0	.273	3-2
09/16/2021	at Morehead St.	*5	0	0	7	.000	42	120	.350	1	3	25	.880	0	1	1.000	17	0	5	0	5.0	0	3.5	.252	3-2
09/17/2021	vs Pittsburgh	*3	1	0	6	.167	11	75	.147	0	1	8	.875	1	1	.000	5	0	0	0	0.0	0	1.0	.021	0-3
09/18/2021	vs Toledo	*4	1	1	11	.000	34	115	.296	2	2	14	.857	0	0	.000	11	0	0	0	0.0	0	3.0	.149	1-3
09/24/2021	at Western Ky.	*3	1	0	6	.167	24	70	.343	0	0	5	1.000	0	0	.000	2	0	0	0	0.0	3	1.0	.113	0-3
09/25/2021	at Western Ky.	*3	1	0	1	1.000	12	45	.267	0	0	6	1.000	0	0	.000	1	0	0	0	0.0	0	1.0	.132	0-3
10/01/2021	Middle Tenn.	*5	0	0	4	.000	50	124	.403	0	2	14	.857	0	0	.000	8	0	2	0	2.0	0	1.0	.364	3-2
10/02/2021	Middle Tenn.	*4	1	1	4	.000	45	118	.381	0	1	10	.900	0	1	1.000	11	0	1	0	1.0	0	1.5	.218	1-3
10/08/2021	at Fla. Atlantic	*3	0	0	0	.000	17	42	.405	2	0	16	1.000	0	0	.000	5	0	0	0	0.0	0	2.0	.230	3-0
10/09/2021	at Fla. Atlantic	*3	2	1	4	.250	31	65	.477	1	1	16	.938	0	0	.000	8	0	0	0	0.0	0	3.0	.272	3-0
10/15/2021	Old Dominion	*5	3	0	6	.500	54	134	.403	0	2	17	.882	0	1	1.000	14	0	0	0	0.0	0	3.0	.255	2-3
10/16/2021	Old Dominion	*5	5	0	8	.625	52	147	.354	5	1	19	.947	0	0	.000	15	0	1	0	1.0	0	10.5	.282	3-2
10/22/2021	at Charlotte	*5	2	0	6	.333	56	136	.412	1	3	17	.824	0	0	.000	9	0	0	0	0.0	1	3.0	.281	2-3
10/23/2021	at Charlotte	*3	1	2	4	-.250	34	83	.410	0	2	11	.818	0	0	.000	6	0	0	0	0.0	0	1.0	.231	0-3
Totals		95	36	16	129	.155	817	2072	.394	29	26	382	.932	1	4	.750	213	0	21	0	21.0	5	75.5		

Player Averages

Sets Played	Kills per set	Assists per set	Service aces per set	Digs per set	Blocks per set	Points per set
95	0.38	8.60	0.31	2.24	0.22	0.79

Career Stats (at Fresno State)

Sydney Lostumo - Fresno State

Year	M	Sets	Kills	K/S	E	Att.	Pct.	Asst.	A/S	Aces	Digs	D/S	BS	BA	TB	B/S	PTS	PTS/S
2017	18	65	3	0.05	5	20	-0.100	312	4.80	20	79	1.22	0	3	3	0.05	24.5	0.38
2018	11	28	0	0.00	0	2	0.000	80	2.86	3	24	0.86	0	0	0	0.00	3.0	0.11
Totals	29	93	3	0.03	5	22	-0.091	392	4.22	23	103	1.11	0	3	3	0.03	27.5	0.30

Career Stats (at Marshall)

LOSTUMO, Sydney

SEASON	TEAM	SM-MP	K	K/S	E	TA	PCT	A	A/S	SA	SA/S	SE	DIG	D/S	RE	BS	BA	TB	B/S	BE	BHE	PTS	PTS/S
2019-20	Marsh	88-25	1	0.0	7	27	-.222	472	5.4	35	0.4	14	129	1.5	0	0	0	0	0.0	0	8	36.0	0.4
2020-21	Marsh	57-15	42	0.7	11	133	.233	573	10.1	25	0.4	10	102	1.8	2	1	21	22	0.4	4	3	78.5	1.4
2021-22	Marsh	95-23	36	0.4	16	129	.155	817	8.6	29	0.3	26	213	2.2	1	0	21	21	0.2	0	5	75.5	0.8
TOTAL		240 - 63	79	0.3	34	289	.156	1862	7.8	89	0.4	50	444	1.9	3	1	42	43	0.2	4	16	190.0	0.8

Collegiate Totals

Career	M	Sets	Kills	K/S	E	Att.	Pct.	Asst.	A/S	Aces	Digs	D/S	BS	BA	TB	B/S	PTS	PTS/S
Totals	92	333	82	0.246	39	311	0.138	2254	6.77	112	547	1.64	1	45	46	0.14	217.5	0.65



3 - Olivia Fogo

2021 Season Match Highs										Career
Kills	9 vs. Kansas City 9/10									Same
Hitting % (5 or more attacks)	.556 (5 K, 0 E, 9 Att.) at Charlotte 10/23									Same
Attacks	31 vs. Kansas City 9/10									32 vs. Xavier 2/14/21
Assists	1 vs. Toledo 9/18									1 (2x)
Aces	N/A									N/A
Digs	1 (5x) last at Charlotte 10/23									7 at FIU 2/21/21
Solo Blocks	N/A									N/A
Assisted Blocks	4 vs. Ball State 9/4									4 (3x) last vs. Ball State 9/4/21
Total Blocks	4 vs. Ball State 9/4									4 (3x) last vs. Ball State 9/4/21
Double-Doubles	N/A									N/A

2021 match-by-match Stats

#3 FOGO, Olivia

			Attack				Set			Serve				Recept				Blocking					Team			
Date	Opponent	SP	K	E	TA	PCT	A	TA	PCT	SA	SE	TA	PCT	RE	TA	PCT	DIG	BS	BA	BE	TOTAL	BHE	POINTS	HIT%	SCORE	
09/04/2021	vs Ball St.	4	9	2	16	.438	0	0	.000	0	0	0	.000	0	1	1.000	1	0	4	0	4.0	0	11.0	.208	2-3	
09/10/2021	at Southeast Mo. St.	3	4	0	12	.333	0	1	.000	0	0	0	.000	0	0	.000	0	0	0	0	0.0	0	4.0	.147	1-3	
09/10/2021	vs Kansas City	*3	9	4	31	.161	0	1	.000	0	0	0	.000	0	0	.000	1	0	1	0	1.0	0	9.5	.145	0-3	
09/11/2021	vs Memphis	*1	0	2	4	-.500	0	0	.000	0	0	0	.000	0	0	.000	0	0	0	0	0.0	0	0.0	.273	3-2	
09/18/2021	vs Toledo	1	0	0	2	.000	1	2	.500	0	0	0	.000	0	0	.000	1	0	0	0	0.0	0	0.0	.149	1-3	
09/24/2021	at Western Ky.	2	3	1	11	.182	0	1	.000	0	0	0	.000	0	0	.000	1	0	2	0	2.0	0	4.0	.113	0-3	
09/25/2021	at Western Ky.	*3	6	2	24	.167	0	2	.000	0	0	0	.000	0	0	.000	0	0	1	0	1.0	0	6.5	.132	0-3	
10/16/2021	Old Dominion	2	4	0	12	.333	0	1	.000	0	0	0	.000	0	0	.000	0	0	2	0	2.0	0	5.0	.282	3-2	
10/23/2021	at Charlotte	1	5	0	9	.556	0	1	.000	0	0	0	.000	0	0	.000	1	0	0	0	0.0	0	5.0	.231	0-3	
Totals		20	40	11	121	.240	1	9	.111	0	0	0	.000	0	1	1.000	5	0	10	0	10.0	0	45.0			

Player Averages

Sets Played	Kills per set	Assists per set	Service aces per set	Digs per set	Blocks per set	Points per set
20	2.00	0.05	0.00	0.25	0.50	2.25

Career Stats

FOGO, Olivia

SEASON	TEAM	SM-MP	K	K/S	E	TA	PCT	A	A/S	SA	SA/S	SE	DIG	D/S	RE	BS	BA	TB	B/S	BE	BHE	PTS	PTS/S
2020-21	Marsh	34-11	47	1.4	34	171	.076	1	0.0	0	0.0	0	19	0.6	0	0	18	18	0.5	0	0	56.0	1.6
2021-22	Marsh	20-9	40	2.0	11	121	.240	1	0.1	0	0.0	0	5	0.3	0	0	10	10	0.5	0	0	45.0	2.3
TOTAL		54 - 20	87	1.6	45	292	.144	2	0.0	0	0.0	0	24	0.4	0	0	28	28	0.5	0	0	101.0	1.9



4 - Zoie Holley

	2021 Spring Season Match Highs	Career
Kills	3 at Florida Atlantic 10/8	3 (2x) last at Florida Atlantic 10/8/21
Hitting % (5 or more attacks)	.400 (3 K, 1 E, 5 Att.) at Florida Atlantic 10/8	.400 (2x) both vs. FAU last 10/8/21
Attacks	8 vs. Arkansas State 9/11	11 vs. Florida Atlantic 3/15/21
Assists	1 at Florida Atlantic 10/9	Same
Aces	N/A	N/A
Digs	2 (3x) last at Florida Atlantic 10/9	Same
Solo Blocks	N/A	1 at MTSU 3/8/21
Assisted Blocks	4 (3x) last at Florida Atlantic 10/9	Same
Total Blocks	4 (3x) last at Florida Atlantic 10/9	Same
Double-Doubles	N/A	N/A

2021 match-by-match Stats

#4 HOLLEY, Zoie

			Attack				Set			Serve				Recept				Blocking				Team			
Date	Opponent	SP	K	E	TA	PCT	A	TA	PCT	SA	SE	TA	PCT	RE	TA	PCT	DIG	BS	BA	BE	TOTAL	BHE	POINTS	HIT%	SCORE
09/11/2021	vs Arkansas St.	*5	2	2	8	.000	0	1	.000	0	0	0	.000	0	0	.000	2	0	4	0	4.0	0	4.0	.194	2-3
09/18/2021	vs Toledo	2	1	0	4	.250	0	0	.000	0	0	0	.000	0	0	.000	0	0	3	0	3.0	0	2.5	.149	1-3
10/08/2021	at Fla. Atlantic	*3	3	1	5	.400	0	1	.000	0	0	0	.000	0	1	1.000	2	0	4	0	4.0	0	5.0	.230	3-0
10/09/2021	at Fla. Atlantic	*3	0	0	3	.000	1	2	.500	0	0	0	.000	0	0	.000	2	0	4	0	4.0	0	2.0	.272	3-0
Totals		13	6	3	20	.150	1	4	.250	0	0	0	.000	0	1	1.000	6	0	15	0	15.0	0	13.5		

Player Averages

Sets Played	Kills per set	Assists per set	Service aces per set	Digs per set	Blocks per set	Points per set
13	0.46	0.08	0.00	0.46	1.15	1.04

Career Stats (at Embry-Riddle University)

Zoie Holley - Embry Riddle University (Division II)

Year	M	Sets	Kills	K/S	E	Att.	Pct.	Asst.	A/S	Aces	Digs	D/S	BS	BA	TB	B/S	PTS	PTS/S
2018	4	6	3	0.50	0	4	0.750	0	0.00	0	0	0.00	0	1	1	0.17	3.5	0.58
Totals	4	6	3	0.50	0	4	0.750	0	0.00	0	0	0.00	0	1	1	0.17	3.5	0.58

Career Stats (at Marshall)

HOLLEY, Zoie

SEASON	TEAM	SM-MP	K	K/S	E	TA	PCT	A	A/S	SA	SA/S	SE	DIG	D/S	RE	BS	BA	TB	B/S	BE	BHE	PTS	PTS/S
2019-20	Marsh	4-3	1	0.3	1	4	.000	0	0.0	0	0.0	0	0	0.0	0	0	0	0	0.0	1	0	1.0	0.3
2020-21	Marsh	10-4	8	0.8	2	23	.261	0	0.0	0	0.0	0	1	0.1	1	1	4	5	0.5	0	0	11.0	1.1
2021-22	Marsh	13-4	6	0.5	3	20	.150	1	0.1	0	0.0	0	6	0.5	0	0	15	15	1.2	0	0	13.5	1.0
TOTAL			27	0.6	6	47	.191	1	0.0	0	0.0	0	7	0.3	1	1	19	20	0.7	1	0	25.5	0.9



6 - Brynn Brown

2021 Season Match Highs

Kills	6 at Florida Atlantic 10/8
Attacks	16 vs. DePaul 9/3
Assists	14 (2x) last vs. Ball State 9/4
Matches with 10+ Assists	3
Matches with 20+ Assists	N/A
Aces	1 (3x) last vs. MTSU 10/2
Digs	16 vs. Ball State 9/4
Matches with 10+ Digs	3
Double-Doubles	1 last vs. Ball State (14 ast., 16 digs)

2021 match-by-match Stats

#6 BROWN, Brynn

			Attack				Set			Serve				Recept				Blocking				Team			
Date	Opponent	SP	K	E	TA	PCT	A	TA	PCT	SA	SE	TA	PCT	RE	TA	PCT	DIG	BS	BA	BE	TOTAL	BHE	POINTS	HIT%	SCORE
08/28/2021	Austin Peay	4	0	0	0	.000	14	54	.259	0	2	11	.818	0	0	.000	4	0	0	0	0.0	0	0.0	.209	3-1
08/28/2021	Miami (OH)	5	0	0	1	.000	12	36	.333	0	3	11	.727	0	0	.000	7	0	0	0	0.0	0	0.0	.249	3-2
09/03/2021	vs DePaul	*4	2	4	16	-.125	3	20	.150	0	0	10	1.000	0	0	.000	10	0	2	0	2.0	3	3.0	.092	2-3
09/04/2021	at Wright St.	4	0	0	1	.000	9	28	.321	0	0	16	1.000	0	0	.000	9	0	0	0	0.0	3	0.0	.134	1-3
09/04/2021	vs Ball St.	5	0	0	4	.000	14	54	.259	1	0	15	1.000	0	0	.000	16	0	0	0	0.0	2	1.0	.208	2-3
09/10/2021	at Southeast Mo. St.	4	0	1	1	-1.000	4	8	.500	0	0	8	1.000	0	0	.000	4	0	0	0	0.0	0	0.0	.147	1-3
09/10/2021	vs Kansas City	1	0	0	0	.000	0	0	.000	1	0	5	1.000	0	0	.000	1	0	0	0	0.0	0	1.0	.145	0-3
09/11/2021	vs Arkansas St.	*5	0	0	0	.000	1	8	.125	0	1	14	.929	0	0	.000	10	0	0	0	0.0	0	0.0	.194	2-3
09/11/2021	vs Memphis	5	0	0	1	.000	0	4	.000	0	0	18	1.000	0	4	1.000	9	0	0	0	0.0	0	0.0	.273	3-2
09/16/2021	at Morehead St.	5	1	0	1	1.000	2	4	.500	0	0	15	1.000	0	1	1.000	8	0	0	0	0.0	0	1.0	.252	3-2
09/17/2021	vs Pittsburgh	3	0	0	1	.000	0	2	.000	0	0	7	1.000	0	3	1.000	4	0	0	0	0.0	0	0.0	.021	0-3
09/18/2021	vs Toledo	4	0	0	1	.000	3	4	.750	0	0	15	1.000	0	1	1.000	8	0	1	0	1.0	0	0.5	.149	1-3
09/24/2021	at Western Ky.	1	0	0	0	.000	0	0	.000	0	0	3	1.000	2	2	.000	0	0	0	0	0.0	0	0.0	.113	0-3
09/25/2021	at Western Ky.	3	2	0	2	1.000	8	33	.242	0	0	9	1.000	0	0	.000	5	0	0	0	0.0	0	2.0	.132	0-3
10/01/2021	Middle Tenn.	3	0	0	0	.000	0	0	.000	0	0	12	1.000	0	0	.000	4	0	0	0	0.0	0	0.0	.364	3-2
10/02/2021	Middle Tenn.	*4	0	0	0	.000	1	3	.333	1	0	10	1.000	0	0	.000	7	0	0	0	0.0	0	1.0	.218	1-3
10/08/2021	at Fla. Atlantic	3	6	0	11	.545	4	25	.160	0	0	0	.000	0	0	.000	1	0	4	0	4.0	1	8.0	.230	3-0
10/09/2021	at Fla. Atlantic	2	2	0	7	.286	1	14	.071	0	0	0	.000	0	0	.000	0	0	2	0	2.0	2	3.0	.272	3-0
10/23/2021	at Charlotte	1	2	1	4	.250	1	9	.111	0	0	0	.000	0	0	.000	0	0	0	0	0.0	0	2.0	.231	0-3
Totals		66	15	6	51	.176	77	306	.252	3	6	179	.966	2	11	.818	107	0	9	0	9.0	11	22.5		

Player Averages

Sets Played	Kills per set	Assists per set	Service aces per set	Digs per set	Blocks per set	Points per set
66	0.23	1.17	0.05	1.62	0.14	0.34

Career Stats

BROWN, Brynn

SEASON	TEAM	SM-MP	K	K/S	E	TA	PCT	A	A/S	SA	SA/S	SE	DIG	D/S	RE	BS	BA	TB	B/S	BE	BHE	PTS	PTS/S
2021-22	Marsh	66-19	15	0.2	6	51	.176	77	1.2	3	0.0	6	107	1.6	2	0	9	9	0.1	0	11	22.5	0.3
TOTAL		66 - 19	15	0.2	6	51	.176	77	1.2	3	0.0	6	107	1.6	2	0	9	9	0.1	0	11	22.5	0.3



7 - Sarah Schank

2021 Season Match Highs			Career
Kills	2 at Southeast Missouri St. 9/10		22 at FIU 11/8/19
Matches with 10+ Kills	N/A		14, last vs. UAB 11/4/19 (14)
Hitting % (5 or more attacks)	.167 (2K, 1 E, 6 Att.) at S. Missouri St. 9/10		.429 (7 K, 1 E, 14 Att.) vs. NKU 9/7/19
Attacks	6 (2x) last at Southeast Missouri St. 9/10		51 at Charlotte 10/4
Assists	12 at Morehead State 9/16		Same
Aces	6 vs. Old Dominion 10/15		Same, old career-high 4 at FIU 2/22/21
Matches with 2+ aces	4		16
Digs	34 vs. Toledo 9/18		40 at Xavier 1/31/21 (MU Record)
Matches with 10+ Digs	21		51
Matches with 20+ Digs	14		22
Matches with 30+ Digs	1		2
Matches with 40+ Digs	N/A		1
Total Blocks	N/A		3 (2x) last vs. UAB 11/14/19
Double-Doubles	1		6, last at Morehead State 9/16/21 (22 D, 12 Ast.)

2021 match-by-match Stats

#7 SCHANK, Sarah

		Attack					Set			Serve				Recept			Blocking					Team			
Date	Opponent	SP	K	E	TA	PCT	A	TA	PCT	SA	SE	TA	PCT	RE	TA	PCT	DIG	BS	BA	BE	TOTAL	BHE	POINTS	HIT%	SCORE
08/27/2021	Alabama	4	0	0	0	.000	7	18	.389	1	0	15	1.000	1	25	.960	25	0	0	0	0.0	0	1.0	.160	1-3
08/28/2021	Austin Peay	4	0	0	2	.000	4	19	.211	0	1	14	.929	0	25	1.000	20	0	0	0	0.0	0	0.0	.209	3-1
08/28/2021	Miami (OH)	5	1	0	2	.500	4	24	.167	2	2	19	.895	0	25	1.000	27	0	0	0	0.0	0	3.0	.249	3-2
09/03/2021	vs DePaul	5	0	0	1	.000	4	24	.167	0	0	16	1.000	0	27	1.000	21	0	0	0	0.0	0	0.0	.092	2-3
09/04/2021	at Wright St.	4	0	0	6	.000	2	14	.143	0	0	15	1.000	1	20	.950	22	0	0	0	0.0	0	0.0	.134	1-3
09/04/2021	vs Ball St.	5	0	1	5	-.200	4	31	.129	1	0	14	1.000	1	21	.952	26	0	0	0	0.0	0	1.0	.208	2-3
09/10/2021	at Southeast Mo. St.	4	2	1	6	.167	2	28	.071	0	0	10	1.000	2	24	.917	13	0	0	0	0.0	0	2.0	.147	1-3
09/10/2021	vs Kansas City	3	0	0	2	.000	2	22	.091	0	1	10	.900	3	14	.786	21	0	0	0	0.0	0	0.0	.145	0-3
09/11/2021	vs Arkansas St.	5	0	0	2	.000	2	19	.105	0	0	19	1.000	0	22	1.000	11	0	0	0	0.0	0	0.0	.194	2-3
09/11/2021	vs Memphis	5	0	0	2	.000	6	38	.158	1	1	15	.933	0	38	1.000	24	0	0	0	0.0	0	1.0	.273	3-2
09/16/2021	at Morehead St.	5	0	0	3	.000	12	34	.353	1	1	18	.944	0	37	1.000	22	0	0	0	0.0	0	1.0	.252	3-2
09/17/2021	vs Pittsburgh	3	0	0	4	.000	4	13	.308	0	1	8	.875	1	37	.973	9	0	0	0	0.0	0	0.0	.021	0-3
09/18/2021	vs Toledo	4	0	0	3	.000	4	13	.308	1	0	13	1.000	0	23	1.000	34	0	0	0	0.0	0	1.0	.149	1-3
09/24/2021	at Western Ky.	3	0	0	0	.000	0	5	.000	1	0	8	1.000	2	28	.929	14	0	0	0	0.0	0	1.0	.113	0-3
09/25/2021	at Western Ky.	3	0	0	0	.000	1	10	.100	0	0	7	1.000	1	30	.967	10	0	0	0	0.0	0	0.0	.132	0-3
10/01/2021	Middle Tenn.	5	0	0	0	.000	7	13	.538	0	3	13	.769	1	16	.938	16	0	0	0	0.0	0	0.0	.364	3-2
10/02/2021	Middle Tenn.	4	0	0	0	.000	4	16	.250	0	0	19	1.000	0	39	1.000	24	0	0	0	0.0	0	0.0	.218	1-3
10/08/2021	at Fla. Atlantic	3	0	0	0	.000	1	10	.100	2	1	18	.944	0	13	1.000	14	0	0	0	0.0	0	2.0	.230	3-0
10/09/2021	at Fla. Atlantic	3	0	0	1	.000	2	9	.222	2	0	14	1.000	1	17	.941	11	0	0	0	0.0	0	2.0	.272	3-0
10/15/2021	Old Dominion	5	0	0	0	.000	4	23	.174	6	1	24	.958	0	23	1.000	18	0	0	0	0.0	0	6.0	.255	2-3
10/16/2021	Old Dominion	5	0	0	0	.000	1	16	.063	1	0	14	1.000	0	25	1.000	20	0	0	0	0.0	0	1.0	.282	3-2
10/22/2021	at Charlotte	5	0	0	0	.000	2	14	.143	0	1	11	.909	4	33	.879	22	0	0	0	0.0	0	0.0	.281	2-3
10/23/2021	at Charlotte	3	0	0	0	.000	1	8	.125	0	0	7	1.000	1	19	.947	8	0	0	0	0.0	0	0.0	.231	0-3
Totals		95	3	2	39	.026	80	421	.190	19	13	321	.960	19	581	.967	432	0	0	0	0.0	0	22.0		

Player Averages

Sets Played	Kills per set	Assists per set	Service aces per set	Digs per set	Blocks per set	Points per set
95	0.03	0.84	0.20	4.55	0.00	0.23

Sarah Schank Career Stats

SCHANK, Sarah

SEASON	TEAM	SM-MP	K	K/S	E	TA	PCT	A	A/S	SA	SA/S	SE	DIG	D/S	RE	BS	BA	TB	B/S	BE	BHE	PTS	PTS/S
2018-19	Marsh	92-25	81	0.9	43	267	.142	26	0.3	14	0.2	24	216	2.3	20	0	6	6	0.1	1	1	98.0	1.1
2019-20	Marsh	90-28	235	2.6	101	747	.179	15	0.2	23	0.3	23	212	2.4	21	0	18	18	0.2	1	0	267.0	3.0
2020-21	Marsh	57-15	6	0.1	3	31	.097	32	0.6	17	0.3	7	274	4.8	14	0	1	1	0.0	0	0	23.5	0.4
2021-22	Marsh	95-23	3	0.0	2	39	.026	80	0.8	19	0.2	13	432	4.5	19	0	0	0	0.0	0	0	22.0	0.2
TOTAL		334 - 91	325	1.0	149	1084	.162	153	0.5	73	0.2	67	1134	3.4	74	0	25	25	0.1	2	1	410.5	1.2



9 - Meagan Camden

2021 Season Match Highs			Career
Assists	1 (8x) last vs. Old Dominion 10/15		3 at FIU 11/10/19
Matches with 5+ assists	N/A		N/A
Digs	13 vs. Ball State 9/4		Same
Match with 10+ digs	3		3
Service Aces	1 (3x) last vs. Toledo 9/18		2 vs. Coppin State 9/20/19
Matches with 2+ aces	N/A		1
Double-Doubles	N/A		N/A

2021 Spring match-by-match Stats

#9 CAMDEN, Meagan

		Attack					Set			Serve				Recept				Blocking				Team			
Date	Opponent	SP	K	E	TA	PCT	A	TA	PCT	SA	SE	TA	PCT	RE	TA	PCT	DIG	BS	BA	BE	TOTAL	BHE	POINTS	HIT%	SCORE
08/28/2021	Austin Peay	*4	0	0	0	.000	0	3	.000	1	0	15	1.000	0	8	1.000	6	0	0	0	0.0	0	1.0	.209	3-1
08/28/2021	Miami (OH)	5	0	0	0	.000	1	2	.500	1	3	17	.824	2	19	.895	8	0	0	0	0.0	0	1.0	.249	3-2
09/03/2021	vs DePaul	5	0	0	0	.000	1	2	.500	0	1	18	.944	0	7	1.000	8	0	0	0	0.0	0	0.0	.092	2-3
09/04/2021	at Wright St.	*4	0	0	0	.000	0	3	.000	0	0	9	1.000	0	13	1.000	8	0	0	0	0.0	0	0.0	.134	1-3
09/04/2021	vs Ball St.	*5	0	0	0	.000	1	4	.250	0	0	18	1.000	0	19	1.000	13	0	0	0	0.0	0	0.0	.208	2-3
09/10/2021	at Southeast Mo. St.	3	0	0	0	.000	1	10	.100	0	1	13	.923	2	9	.778	3	0	0	0	0.0	0	0.0	.147	1-3
09/10/2021	vs Kansas City	3	0	0	0	.000	0	14	.000	0	0	11	1.000	0	10	1.000	8	0	0	0	0.0	0	0.0	.145	0-3
09/11/2021	vs Arkansas St.	*2	0	0	0	.000	0	9	.000	0	0	6	1.000	1	12	.917	3	0	0	0	0.0	0	0.0	.194	2-3
09/11/2021	vs Memphis	5	0	0	0	.000	0	12	.000	0	1	12	.917	0	12	1.000	12	0	0	0	0.0	0	0.0	.273	3-2
09/16/2021	at Morehead St.	*5	1	0	1	1.000	0	3	.000	0	1	15	.933	3	22	.864	12	0	0	0	0.0	0	1.0	.252	3-2
09/17/2021	vs Pittsburgh	*3	0	0	0	.000	1	3	.333	0	0	6	1.000	1	8	.875	1	0	0	0	0.0	0	0.0	.021	0-3
09/18/2021	vs Toledo	*3	0	0	1	.000	0	2	.000	1	0	12	1.000	0	9	1.000	6	0	0	0	0.0	0	1.0	.149	1-3
09/24/2021	at Western Ky.	1	0	0	0	.000	0	0	.000	0	0	3	1.000	0	3	1.000	1	0	0	0	0.0	0	0.0	.113	0-3
09/25/2021	at Western Ky.	1	0	0	0	.000	1	1	1.000	0	0	4	1.000	1	8	.875	2	0	0	0	0.0	0	0.0	.132	0-3
10/01/2021	Middle Tenn.	*2	0	0	0	.000	0	0	.000	0	0	4	1.000	1	8	.875	0	0	0	0	0.0	0	0.0	.364	3-2
10/08/2021	at Fla. Atlantic	*3	0	0	0	.000	1	2	.500	0	0	13	1.000	0	0	.000	8	0	0	0	0.0	0	0.0	.230	3-0
10/09/2021	at Fla. Atlantic	*3	0	0	0	.000	0	1	.000	0	1	12	.917	1	2	.500	9	0	0	0	0.0	0	0.0	.272	3-0
10/15/2021	Old Dominion	*4	0	0	0	.000	1	2	.500	1	0	8	1.000	0	0	.000	2	0	0	0	0.0	0	1.0	.255	2-3
10/16/2021	Old Dominion	1	0	0	0	.000	0	0	.000	0	0	0	.000	0	1	1.000	0	0	0	0	0.0	0	0.0	.282	3-2
Totals		62	1	0	2	.500	8	73	.110	4	8	196	.959	12	170	.929	110	0	0	0	0.0	0	5.0		

Player Averages

Sets Played	Kills per set	Assists per set	Service aces per set	Digs per set	Blocks per set	Points per set
62	0.02	0.13	0.06	1.77	0.00	0.08

Career Stats

CAMDEN, Meagan

SEASON	TEAM	SM-MP	K	K/S	E	TA	PCT	A	A/S	SA	SA/S	SE	DIG	D/S	RE	BS	BA	TB	B/S	BE	BHE	PTS	PTS/S
2019-20	Marsh	61-20	0	0.0	0	0	.000	8	0.1	10	0.2	9	39	0.6	1	0	0	0	0.0	0	0	10.0	0.2
2021-22	Marsh	62-19	1	0.0	0	2	.500	8	0.1	4	0.1	8	110	1.8	12	0	0	0	0.0	0	0	5.0	0.1
TOTAL		123 - 39	1	0.0	0	2	.500	16	0.1	14	0.1	17	149	1.2	13	0	0	0	0.0	0	0	15.0	0.1



11 - Megan Taylor

2021 Season Match Highs			Career
Kills	17 vs. Arkansas State 9/11		Same
Matches 10+ Kills	4		4
Hitting % (5 or more attacks)	.278 (17 K, 7 E, 36 Att.) vs. Ark. St. 9/11	.625 (5 K, 0 E, 8 Att.) vs. UT-Martin 8/30/19	
Attacks	36 vs. Arkansas State 9/11		Same
Digs	3 vs. Arkansas State 9/11		5 at MTSU 3/8/21
Solo Blocks	N/A		1 (3x) last vs. UTEP 4/1/21
Assisted Blocks	3 (4x) last vs. Toledo 9/18		10 at Morehead State 9/19/19
Total Blocks	3 (4x) last vs. Toledo 9/18		10 at Morehead State 9/19/19
Matches with 3+ Blocks	4		10
Matches with 5+ Blocks	N/A		3
Matches with 10+ Blocks	N/A		1

2021 match-by-match Stats

#11 TAYLOR, Megan

		Attack					Set			Serve				Recept			Blocking					Team			
Date	Opponent	SP	K	E	TA	PCT	A	TA	PCT	SA	SE	TA	PCT	RE	TA	PCT	DIG	BS	BA	BE	TOTAL	BHE	POINTS	HIT%	SCORE
08/27/2021	Alabama	3	2	4	9	-.222	0	0	.000	0	0	0	.000	0	0	.000	2	0	1	0	1.0	2	2.5	.160	1-3
08/28/2021	Austin Peay	4	10	6	23	.174	0	1	.000	0	0	0	.000	0	6	1.000	2	0	3	0	3.0	0	11.5	.209	3-1
08/28/2021	Miami (OH)	*2	3	4	13	-.077	0	0	.000	0	0	0	.000	0	0	.000	2	0	2	0	2.0	0	4.0	.249	3-2
09/04/2021	vs Ball St.	1	1	1	6	.000	0	0	.000	0	0	0	.000	0	0	.000	0	0	0	0	0.0	0	1.0	.208	2-3
09/10/2021	at Southeast Mo. St.	1	0	0	0	.000	0	0	.000	0	0	0	.000	0	0	.000	0	0	1	0	1.0	0	0.5	.147	1-3
09/11/2021	vs Arkansas St.	5	17	7	36	.278	1	1	1.000	0	0	0	.000	0	0	.000	1	0	3	0	3.0	0	18.5	.194	2-3
09/11/2021	vs Memphis	5	13	4	34	.265	0	3	.000	0	0	0	.000	0	1	1.000	3	0	3	0	3.0	0	14.5	.273	3-2
09/16/2021	at Morehead St.	5	12	6	31	.194	0	0	.000	0	0	0	.000	0	3	1.000	2	0	1	1	1.0	0	12.5	.252	3-2
09/17/2021	vs Pittsburgh	3	2	6	20	-.200	0	1	.000	0	0	0	.000	0	0	.000	1	0	2	0	2.0	0	3.0	.021	0-3
09/18/2021	vs Toledo	4	8	5	34	.088	0	2	.000	0	0	0	.000	0	1	1.000	2	0	3	0	3.0	0	9.5	.149	1-3
09/24/2021	at Western Ky.	*2	0	4	5	-.800	0	0	.000	0	0	0	.000	0	0	.000	0	0	0	1	0.0	0	0.0	.113	0-3
10/08/2021	at Fla. Atlantic	1	0	0	0	.000	0	0	.000	0	0	0	.000	0	0	.000	0	0	0	0	0.0	0	0.0	.230	3-0
Totals		36	68	47	211	.100	1	8	.125	0	0	0	.000	0	11	1.000	15	0	19	2	19.0	2	77.5		

Player Averages

Sets Played	Kills per set	Assists per set	Service aces per set	Digs per set	Blocks per set	Points per set
36	1.89	0.03	0.00	0.42	0.53	2.15

Career Stats

TAYLOR, Megan

SEASON	TEAM	SM-MP	K	K/S	E	TA	PCT	A	A/S	SA	SA/S	SE	DIG	D/S	RE	BS	BA	TB	B/S	BE	BHE	PTS	PTS/S
2019-20	Marsh	37-16	37	1.0	33	109	.037	0	0.0	0	0.0	0	14	0.4	0	1	29	30	0.8	7	0	52.5	1.4
2020-21	Marsh	33-9	42	1.3	27	129	.116	1	0.0	0	0.0	0	15	0.5	0	2	12	14	0.4	8	0	50.0	1.5
2021-22	Marsh	36-12	68	1.9	47	211	.100	1	0.0	0	0.0	0	15	0.4	0	0	19	19	0.5	2	2	77.5	2.2
TOTAL			106 - 37	1.4	107	449	.089	2	0.0	0	0.0	0	44	0.4	0	3	60	63	0.6	17	2	180.0	1.7



13 - Macy McElhaney		
2021 Season Match Highs		Career
Kills	16 vs. Alabama 8/27	22 vs. Xavier 2/14/21
Matches with 10+ kills	9	17
Hitting % (5 or more attacks)	.480 (12 K, 0 E, 25 Att) vs. MTSU 10/1	.568 (22 K, 1 E, 37 Att.) vs. Xavier 2/14/21
Attacks	45 vs. Alabama 8/27	37 (2x) last WKU 3/1/21
Digs	13 vs. Old Dominion 10/16	Same, old career-high 11 at FAU 10/9/21
Solo Blocks	1 (2x) last at Charlotte 10/22	4 vs. Charlotte 2/7/21
Assisted Blocks	7 vs. Miami (OH) 8/28	Same
Total Blocks	7 vs. Miami (OH) 8/28	7 (2x)
Matches with 3+ Blocks	9	20 (2 at WVU)
Matches with 5+ Blocks	4	9 (1 at WVU)
Double-Doubles	3	3, last at Charlotte 10/22 (14 K, 11 D)

2021 match-by-match Stats

#13 MCELHANEY, Macy																										
			Attack				Set			Serve				Recept					Blocking				Team			
Date	Opponent	SP	K	E	TA	PCT	A	TA	PCT	SA	SE	TA	PCT	RE	TA	PCT	DIG	BS	BA	BE	TOTAL	BHE	POINTS	HIT%	SCORE	
08/27/2021	Alabama	*4	16	7	45	.200	2	5	.400	0	3	10	.700	0	5	1.000	8	0	2	0	2.0	0	17.0	.160	1-3	
08/28/2021	Austin Peay	*3	5	5	14	.000	1	1	1.000	0	0	1	1.000	0	0	.000	3	0	4	0	4.0	0	7.0	.209	3-1	
08/28/2021	Miami (OH)	*5	10	2	29	.276	0	2	.000	1	0	5	1.000	0	1	1.000	4	0	7	0	7.0	0	14.5	.249	3-2	
09/03/2021	vs DePaul	*5	9	7	40	.050	0	0	.000	0	0	1	1.000	0	3	1.000	6	0	4	0	4.0	0	11.0	.092	2-3	
09/04/2021	at Wright St.	*4	7	3	25	.160	0	4	.000	0	0	0	.000	0	0	.000	10	0	5	0	5.0	0	9.5	.134	1-3	
09/04/2021	vs Ball St.	*2	0	2	8	-.250	0	1	.000	0	0	0	.000	0	0	.000	0	1	0	0	1.0	0	1.0	.208	2-3	
09/10/2021	at Southeast Mo. St.	2	2	2	6	.000	0	4	.000	0	0	0	.000	0	0	.000	2	0	2	0	2.0	0	3.0	.147	1-3	
09/10/2021	vs Kansas City	*3	5	7	19	-.105	0	2	.000	0	0	0	.000	0	0	.000	1	0	1	0	1.0	0	5.5	.145	0-3	
09/16/2021	at Morehead St.	*5	12	2	24	.417	0	2	.000	0	0	0	.000	0	3	1.000	5	0	4	0	4.0	0	14.0	.252	3-2	
09/17/2021	vs Pittsburgh	*3	4	4	22	.000	0	3	.000	0	0	0	.000	0	7	1.000	1	0	1	0	1.0	1	4.5	.021	0-3	
09/18/2021	vs Toledo	*4	8	5	24	.125	0	1	.000	0	0	0	.000	1	5	.800	2	0	2	0	2.0	0	9.0	.149	1-3	
09/24/2021	at Western Ky.	*3	5	4	14	.071	0	2	.000	0	0	5	1.000	1	7	.857	3	0	1	0	1.0	0	5.5	.113	0-3	
09/25/2021	at Western Ky.	*3	1	3	10	-.200	0	0	.000	0	0	0	.000	0	8	1.000	0	0	1	0	1.0	0	1.5	.132	0-3	
10/01/2021	Middle Tenn.	*5	12	0	25	.480	1	1	1.000	0	0	0	.000	0	4	1.000	0	0	2	0	2.0	0	13.0	.364	3-2	
10/02/2021	Middle Tenn.	4	15	5	33	.303	0	3	.000	0	0	0	.000	1	8	.875	3	0	6	0	6.0	0	18.0	.218	1-3	
10/08/2021	at Fla. Atlantic	*3	6	3	26	.115	0	1	.000	0	0	9	1.000	0	13	1.000	7	0	4	0	4.0	0	8.0	.230	3-0	
10/09/2021	at Fla. Atlantic	*3	12	4	25	.320	2	2	1.000	0	0	7	1.000	2	27	.926	11	0	0	0	0.0	0	12.0	.272	3-0	
10/15/2021	Old Dominion	*5	14	3	36	.306	1	5	.200	0	1	12	.917	1	17	.941	9	0	5	0	5.0	1	16.5	.255	2-3	
10/16/2021	Old Dominion	*5	11	5	37	.162	2	5	.400	1	0	16	1.000	0	8	1.000	13	0	1	0	1.0	1	12.5	.282	3-2	
10/22/2021	at Charlotte	*5	14	5	41	.220	3	9	.333	0	0	17	1.000	0	22	1.000	11	1	3	0	4.0	0	16.5	.281	2-3	
10/23/2021	at Charlotte	*3	3	3	17	.000	1	2	.500	0	1	10	.900	0	21	1.000	9	0	0	0	0.0	0	3.0	.231	0-3	
Totals		79	171	81	520	.173	13	55	.236	2	5	93	.946	6	159	.962	108	2	55	0	57.0	3	202.5			
Player Averages																										
Sets Played		Kills per set		Assists per set			Service aces per set					Digs per set			Blocks per set					Points per set						
79		2.16		0.16			0.03					1.37			0.72					2.56						

Career Stats																							
MCELHANEY, Macy																							
SEASON	TEAM	SM-MP	K	K/S	E	TA	PCT	A	A/S	SA	SA/S	SE	DIG	D/S	RE	BS	BA	TB	B/S	BE	BHE	PTS	PTS/S
2018-19	WVU	20-13	14	0.7	9	52	.096	0	0.0	0	0.0	5	7	0.4	0	3	7	10	0.5	1	0	20.5	1.0
2019-20	WVU	12-9	16	1.3	12	59	.068	0	0.0	1	0.1	3	2	0.2	0	0	6	6	0.5	1	0	20.0	1.7
2020-21	Marsh	57-15	148	2.6	46	366	.279	1	0.0	5	0.1	12	35	0.6	1	12	34	46	0.8	9	0	182.0	3.2
2021-22	Marsh	79-21	171	2.2	81	520	.173	13	0.2	2	0.0	5	108	1.4	6	2	55	57	0.7	0	3	202.5	2.6
TOTAL FOR Marsh		136 - 36	319	2.3	127	886	.217	14	0.1	7	0.1	17	143	1.1	7	14	89	103	0.8	9	3	384.5	2.8
TOTAL		168 - 58	349	2.1	148	997	.202	14	0.1	8	0.0	25	152	0.9	7	17	102	119	0.7	11	3	425.0	2.5



14 - Riley Winslow

2021 Season Match Highs			Career
Kills	1 at Charlotte 10/22		Same
Assists	2 at Charlotte 10/23	2 (2x) last at Charlotte 10/23/21	
Matches with 5+ assists	N/A		N/A
Digs	11 at Charlotte 10/22		Same
Match with 10+ digs	1		1
Service Aces	1 (5x) last at Charlotte 10/23	2 vs. Charlotte 2/7/21	
Matches with 2+ aces	N/A		1
Double-Doubles	N/A		N/A

2021 match-by-match Stats

#14 WINSLOW, Riley

		Attack					Set			Serve				Recept				Blocking				Team			
Date	Opponent	SP	K	E	TA	PCT	A	TA	PCT	SA	SE	TA	PCT	RE	TA	PCT	DIG	BS	BA	BE	TOTAL	BHE	POINTS	HIT%	SCORE
09/10/2021	vs Kansas City	1	0	0	0	.000	0	2	.000	0	0	1	1.000	0	0	.000	2	0	0	0	0.0	0	0.0	.145	0-3
09/18/2021	vs Toledo	3	0	0	0	.000	0	0	.000	0	1	8	.875	0	0	.000	1	0	0	0	0.0	0	0.0	.149	1-3
09/24/2021	at Western Ky.	3	0	0	0	.000	0	0	.000	1	0	10	1.000	1	6	.833	2	0	0	0	0.0	0	1.0	.113	0-3
09/25/2021	at Western Ky.	2	0	0	0	.000	1	1	1.000	0	0	3	1.000	0	6	1.000	2	0	0	0	0.0	0	0.0	.132	0-3
10/01/2021	Middle Tenn.	5	0	0	0	.000	0	1	.000	1	1	13	.923	0	21	1.000	9	0	0	0	0.0	0	1.0	.364	3-2
10/02/2021	Middle Tenn.	*4	0	0	0	.000	0	2	.000	1	0	11	1.000	2	15	.867	2	0	0	0	0.0	0	1.0	.218	1-3
10/15/2021	Old Dominion	1	0	0	0	.000	0	0	.000	0	0	2	1.000	0	0	.000	0	0	0	0	0.0	0	0.0	.255	2-3
10/16/2021	Old Dominion	*5	0	0	0	.000	1	3	.333	0	0	17	1.000	0	0	.000	4	0	0	0	0.0	0	0.0	.282	3-2
10/22/2021	at Charlotte	5	1	0	1	1.000	1	4	.250	1	0	17	1.000	0	1	1.000	11	0	0	0	0.0	0	2.0	.281	2-3
10/23/2021	at Charlotte	*3	0	0	0	.000	2	3	.667	1	1	9	.889	0	6	1.000	4	0	0	0	0.0	0	1.0	.231	0-3
Totals		32	1	0	1	1.000	5	16	.313	5	3	91	.967	3	55	.945	37	0	0	0	0.0	0	6.0		

Player Averages

Sets Played	Kills per set	Assists per set	Service aces per set	Digs per set	Blocks per set	Points per set
32	0.03	0.16	0.16	1.16	0.00	0.19

Career Stats																							
WINSLOW, Riley																							
SEASON	TEAM	SM-MP	K	K/S	E	TA	PCT	A	A/S	SA	SA/S	SE	DIG	D/S	RE	BS	BA	TB	B/S	BE	BHE	PTS	PTS/S
2020-21	Marsh	35-11	0	0.0	1	1	-1.000	6	0.2	7	0.2	1	56	1.6	1	0	0	0	0.0	0	0	7.0	0.2
2021-22	Marsh	32-10	1	0.0	0	1	1.000	5	0.2	5	0.2	3	37	1.2	3	0	0	0	0.0	0	0	6.0	0.2
TOTAL		67 - 21	1	0.0	1	2	.000	11	0.2	12	0.2	4	93	1.4	4	0	0	0	0.0	0	0	13.0	0.2



15 - Lydia Montague

2021 Season Match Highs	
Kills	16 vs. Miami (OH) 8/28
Matches with 10+ Kills	6
Hitting % (5 or more attacks)	.429 (10 K, 1 E, 21 Att.) vs. Alabama 8/27
Attacks	33 vs. DePaul 9/3
Solo Blocks	2 (2x) last vs. MTSU 10/1
Assisted Blocks	9 at Wright State 9/4
Total Blocks	10 at Wright State 9/4
Matches with 3+ Blocks	12
Matches with 5+ Blocks	8
Matches with 10+ Blocks	1
Double-Doubles	N/A

2021 match-by-match Stats

#15 MONTAGUE, Lydia

			Attack				Set			Serve				Recept							Blocking				Team			
Date	Opponent	SP	K	E	TA	PCT	A	TA	PCT	SA	SE	TA	PCT	RE	TA	PCT	DIG	BS	BA	BE	TOTAL	BHE	POINTS	HIT%	SCORE			
08/27/2021	Alabama	*4	10	1	21	.429	1	3	.333	4	2	13	.846	0	0	.000	1	0	2	0	2.0	0	15.0	.160	1-3			
08/28/2021	Austin Peay	4	5	4	16	.063	0	2	.000	0	0	0	.000	0	1	1.000	2	1	5	0	6.0	0	8.5	.209	3-1			
08/28/2021	Miami (OH)	5	16	5	26	.423	1	3	.333	1	2	8	.750	0	0	.000	2	2	5	0	7.0	0	21.5	.249	3-2			
09/03/2021	vs DePaul	*5	9	5	33	.121	0	4	.000	1	3	18	.833	0	0	.000	1	0	3	1	3.0	0	11.5	.092	2-3			
09/04/2021	at Wright St.	*4	7	7	23	.000	0	4	.000	1	3	9	.667	1	1	.000	1	1	9	1	10.0	0	13.5	.134	1-3			
09/04/2021	vs Ball St.	*5	4	6	14	-.143	1	4	.250	0	0	0	.000	0	0	.000	3	1	7	0	8.0	0	8.5	.208	2-3			
09/10/2021	at Southeast Mo. St.	*3	1	3	7	-.286	1	2	.500	0	0	0	.000	0	0	.000	2	0	2	0	2.0	0	2.0	.147	1-3			
09/10/2021	vs Kansas City	1	0	0	4	.000	0	0	.000	0	0	0	.000	0	0	.000	0	0	1	0	1.0	0	0.5	.145	0-3			
09/11/2021	vs Arkansas St.	3	6	3	12	.250	1	2	.500	1	1	6	.833	0	0	.000	2	0	6	0	6.0	0	10.0	.194	2-3			
09/11/2021	vs Memphis	*5	13	3	28	.357	0	2	.000	0	0	0	.000	0	0	.000	1	0	7	0	7.0	0	16.5	.273	3-2			
09/16/2021	at Morehead St.	*3	3	3	12	.000	0	1	.000	0	0	0	.000	0	0	.000	0	0	3	0	3.0	0	4.5	.252	3-2			
09/17/2021	vs Pittsburgh	*1	0	0	2	.000	0	0	.000	0	0	0	.000	0	0	.000	0	0	0	0	0.0	0	0.0	.021	0-3			
09/18/2021	vs Toledo	*2	1	1	4	.000	0	0	.000	0	0	0	.000	0	0	.000	0	0	0	0	0.0	0	1.0	.149	1-3			
09/24/2021	at Western Ky.	*3	6	3	9	.333	1	1	1.000	0	0	0	.000	0	0	.000	0	0	0	0	0.0	0	6.0	.113	0-3			
09/25/2021	at Western Ky.	*3	5	3	14	.143	0	2	.000	0	0	0	.000	1	1	.000	2	0	2	0	2.0	0	6.0	.132	0-3			
10/01/2021	Middle Tenn.	*5	8	2	21	.286	0	1	.000	0	0	0	.000	0	0	.000	1	0	4	0	4.0	0	10.0	.364	3-2			
10/02/2021	Middle Tenn.	*4	5	3	18	.111	0	4	.000	0	0	0	.000	0	0	.000	2	2	4	0	6.0	0	9.0	.218	1-3			
10/15/2021	Old Dominion	*5	13	3	25	.400	0	1	.000	0	0	0	.000	0	0	.000	1	0	2	0	2.0	0	14.0	.255	2-3			
10/16/2021	Old Dominion	*5	11	4	18	.389	0	1	.000	0	0	0	.000	0	1	1.000	1	0	6	0	6.0	0	14.0	.282	3-2			
10/22/2021	at Charlotte	*5	10	2	20	.400	0	1	.000	0	0	0	.000	0	0	.000	1	0	6	0	6.0	0	13.0	.281	2-3			
10/23/2021	at Charlotte	*3	4	3	14	.071	0	0	.000	0	0	0	.000	0	0	.000	0	1	1	1	2.0	0	5.5	.231	0-3			
Totals		78	137	64	341	.214	6	38	.158	8	11	54	.796	2	4	.500	23	8	75	3	83.0	0	190.5					

Player Averages

Sets Played	Kills per set	Assists per set	Service aces per set	Digs per set	Blocks per set	Points per set
78	1.76	0.08	0.10	0.29	1.06	2.44

Career Stats (at Snow College)

Lydia Montague - Snow College (JUCO)

Year	M	Sets	Kills	K/S	E	Att.	Pct.	Asst.	A/S	Aces	Digs	D/S	BS	BA	TB	B/S	PTS	PTS/S
2019	36	119	327	2.75	78	632	0.394	17	0.14	8	40	0.34	13	110	123	1.03	403	3.4
2020	29	103	300	2.91	72	616	0.370	21	0.20	37	77	0.75	18	105	123	1.19	407.5	4.0
Totals	65	222	627	2.82	150	1248	0.382	38	0.17	45	117	0.53	31	215	246	1.11	810.5	3.65

Career Stats (at Marshall)

MONTAGUE, Lydia

SEASON	TEAM	SM-MP	K	K/S	E	TA	PCT	A	A/S	SA	SA/S	SE	DIG	D/S	RE	BS	BA	TB	B/S	BE	BHE	PTS	PTS/S
2021-22	Marsh	78-21	137	1.8	64	341	.214	6	0.1	8	0.1	11	23	0.3	2	8	75	83	1.1	3	0	190.5	2.4
TOTAL		78 - 21	137	1.8	64	341	.214	6	0.1	8	0.1	11	23	0.3	2	8	75	83	1.1	3	0	190.5	2.4



16 - Destiny Leon

2021 Spring Season Match Highs										Career
Kills	15 at Wright State 9/4									Same
Matches with 10+ Kills	4									10
Hitting % (5 or more attacks)	.692 (9 K, 0 E, 13 Att.) vs. Kansas City 9/10 .786 (11K, 0E, 14Att.) vs. Coppin St. 9/20/19									Same
Attacks	28 at Wright State 9/4									Same
Solo Blocks	3 vs. Alabama 8/27									4 (2x), last vs. No. 19 Rice 10/18/19
Assisted Blocks	8 vs. DePaul 9/3									10 at Morehead State 9/19/19
Total Blocks	9 (2x) last vs. Miami (OH) 8/28									14 at Morehead State 9/19/19 (2nd most MU history)
Matches with 3+ Blocks	15									48
Matches with 5+ Blocks	9									28
Matches with 10+ Blocks	N/A									3
Double-Doubles	N/A									N/A

2021 match-by-match Stats

#16 LEON, Destiny

Date	Opponent	SP	Attack				Set			Serve				Recept			DIG	Blocking				Team			
			K	E	TA	PCT	A	TA	PCT	SA	SE	TA	PCT	RE	TA	PCT		BS	BA	BE	TOTAL	BHE	POINTS	HIT%	SCORE
08/27/2021	Alabama	*4	5	3	17	.118	0	1	.000	0	1	2	.500	0	3	1.000	1	3	6	0	9.0	0	11.0	.160	1-3
08/28/2021	Austin Peay	*4	12	2	20	.500	1	1	1.000	0	0	12	1.000	0	6	1.000	3	0	5	0	5.0	2	14.5	.209	3-1
08/28/2021	Miami (OH)	*5	12	1	23	.478	0	1	.000	0	2	5	.600	0	0	.000	0	2	7	0	9.0	0	17.5	.249	3-2
09/03/2021	vs DePaul	*5	3	3	11	.000	0	2	.000	0	0	0	.000	1	1	.000	1	1	8	0	9.0	0	8.0	.092	2-3
09/04/2021	at Wright St.	*4	15	2	28	.464	0	1	.000	0	0	0	.000	0	2	1.000	3	1	5	1	6.0	0	18.5	.134	1-3
09/04/2021	vs Ball St.	*5	8	2	16	.375	0	9	.000	1	1	16	.938	0	0	.000	1	2	5	0	7.0	0	13.5	.208	2-3
09/10/2021	at Southeast Mo. St.	*4	10	5	23	.217	0	2	.000	0	0	15	1.000	0	1	1.000	3	0	4	1	4.0	0	12.0	.147	1-3
09/10/2021	vs Kansas City	*3	9	0	13	.692	0	0	.000	0	1	8	.875	0	0	.000	0	0	2	1	2.0	0	10.0	.145	0-3
09/11/2021	vs Arkansas St.	*3	2	2	11	.000	0	0	.000	3	0	8	1.000	0	0	.000	1	1	1	0	2.0	0	6.5	.194	2-3
09/11/2021	vs Memphis	*5	8	3	17	.294	0	5	.000	1	0	13	1.000	0	1	1.000	2	0	4	0	4.0	0	11.0	.273	3-2
09/16/2021	at Morehead St.	*5	8	2	16	.375	0	1	.000	1	1	12	.917	0	1	1.000	2	1	5	0	6.0	0	12.5	.252	3-2
09/17/2021	vs Pittsburgh	*3	6	2	13	.308	0	0	.000	0	0	5	1.000	0	0	.000	2	2	3	0	5.0	0	9.5	.021	0-3
09/18/2021	vs Toledo	*3	2	3	10	-.100	0	4	.000	0	2	6	.667	0	0	.000	0	1	2	0	3.0	0	4.0	.149	1-3
09/24/2021	at Western Ky.	*3	6	4	16	.125	0	1	.000	0	0	0	.000	0	1	1.000	0	0	3	0	3.0	0	7.5	.113	0-3
09/25/2021	at Western Ky.	*3	6	4	15	.133	0	1	.000	0	0	7	1.000	0	1	1.000	1	0	3	0	3.0	0	7.5	.132	0-3
10/01/2021	Middle Tenn.	*5	8	1	16	.438	0	1	.000	2	1	14	.929	0	0	.000	3	1	3	0	4.0	0	12.5	.364	3-2
10/02/2021	Middle Tenn.	*4	8	3	17	.294	0	1	.000	2	1	21	.952	0	0	.000	2	1	4	0	5.0	0	13.0	.218	1-3
10/22/2021	at Charlotte	*4	7	2	13	.385	0	0	.000	0	0	10	1.000	0	0	.000	3	1	1	1	2.0	0	8.5	.281	2-3
10/23/2021	at Charlotte	*3	7	1	12	.500	1	2	.500	0	3	6	.500	0	0	.000	1	0	2	0	2.0	0	8.0	.231	0-3
Totals			75	142	45	307	.316	2	33	.061	10	13	160	.919	1	17	.941	29	17	73	4	90.0	2	205.5	

Player Averages

Sets Played	Kills per set	Assists per set	Service aces per set	Digs per set	Blocks per set	Points per set
75	1.89	0.03	0.13	0.39	1.20	2.74

Career Stats (at San Jacinto College)

Destiny Leon - San Jacinto College (JUCO)

Year	M	Sets	Kills	K/S	E	Att.	Pct.	Asst.	A/S	Aces	Digs	D/S	BS	BA	TB	B/S	PTS	PTS/S
2017	13	18	21	1.17	6	61	0.246	0	0.00	1	6	0.33	4	7	11	0.61	29.5	1.6
Totals	13	18	21	1.17	6	61	0.246	0	0.00	1	6	0.33	4	7	11	0.61	29.5	1.6

Career Stats (at Marshall)

LEON, Destiny

SEASON	TEAM	SM-MP	K	K/S	E	TA	PCT	A	A/S	SA	SA/S	SE	DIG	D/S	RE	BS	BA	TB	B/S	BE	BHE	PTS	PTS/S
2018-19	Marsh	24-13	20	0.8	6	49	.286	0	0.0	0	0.0	0	0	0.0	0	3	6	9	0.4	2	0	26.0	1.1
2019-20	Marsh	100-28	154	1.5	57	366	.265	5	0.1	3	0.0	10	21	0.2	0	29	101	130	1.3	17	0	236.5	2.4
2020-21	Marsh	52-14	97	1.9	29	206	.330	3	0.1	6	0.1	4	14	0.3	0	13	52	65	1.3	4	0	142.0	2.7
2021-22	Marsh	75-19	142	1.9	45	307	.316	2	0.0	10	0.1	13	29	0.4	1	17	73	90	1.2	4	2	205.5	2.7
TOTAL			251 - 74	413	1.6	137	.297	10	0.0	19	0.1	27	64	0.3	1	62	232	294	1.2	27	2	610.0	2.4



17 - Ciara DeBell		
** (while at FGCU)	2021 Season Match Highs	Career
Kills	20 vs. Memphis 9/11	32 vs. Morehead State 8/28/18
Matches with 10+ Kills	17	78 (2 at FGCU)
Matches with 20+ Kills	1	12
Matches with 30+ Kills	N/A	1
Hitting % (5 or more attacks)	.341 (18 K, 4 E, 41 Att.) vs. MTSU 10/1	.643 (9K, 0E, 14 Att.) vs. New Orleans 9/3/16**
Attacks	58 (3x) last at Morehead State 9/16	88 at Rice 10/12/18
Aces	5 vs. MTSU 10/1	Same
Assists	5 at Florida Atlantic 10/8	Same
Digs	22 vs. Old Dominion 10/16	23 at IUPUI 9/15/18
Matches with 10+ Digs	12	39 (1 at FGCU)
Total Blocks	5 vs. Ball State 9/4	6 at UTSA 10/27/19
Double-Doubles	11	38, last at Charlotte 10/22/21 (17 kills, 21 digs)

2021 match-by-match Stats

#17 DEBELL, Ciara

			Attack				Set			Serve				Recept				Blocking				Team				
Date	Opponent	SP	K	E	TA	PCT	A	TA	PCT	SA	SE	TA	PCT	RE	TA	PCT	DIG	BS	BA	BE	TOTAL	BHE	POINTS	HIT%	SCORE	
08/27/2021	Alabama	*4	14	4	54	.185	0	2	.000	1	0	17	1.000	1	39	.974	14	1	2	0	3.0	0	17.0	.160	1-3	
08/28/2021	Austin Peay	*4	15	5	51	.196	1	3	.333	0	0	23	1.000	1	31	.968	14	0	2	0	2.0	0	16.0	.209	3-1	
08/28/2021	Miami (OH)	*5	18	5	54	.241	1	6	.167	2	0	22	1.000	2	46	.957	15	0	0	0	0.0	0	20.0	.249	3-2	
09/03/2021	vs DePaul	*5	11	4	42	.167	0	9	.000	0	1	18	.944	1	48	.979	16	0	1	0	1.0	0	11.5	.092	2-3	
09/04/2021	at Wright St.	*4	10	4	47	.128	0	5	.000	0	0	16	1.000	3	50	.940	16	0	1	1	1.0	0	10.5	.134	1-3	
09/04/2021	vs Ball St.	*5	19	4	58	.259	0	9	.000	0	1	15	.933	2	48	.958	15	1	4	0	5.0	0	22.0	.208	2-3	
09/10/2021	at Southeast Mo. St.	*4	7	5	35	.057	1	23	.043	0	1	9	.889	0	32	1.000	15	0	2	0	2.0	0	8.0	.147	1-3	
09/10/2021	vs Kansas City	*3	9	7	31	.065	2	25	.080	2	1	12	.917	1	25	.960	7	0	1	0	1.0	0	11.5	.145	0-3	
09/11/2021	vs Arkansas St.	*5	19	7	58	.207	1	30	.033	2	1	16	.938	2	51	.961	13	0	1	0	1.0	0	21.5	.194	2-3	
09/11/2021	vs Memphis	*5	20	7	55	.236	1	16	.063	0	1	15	.933	0	22	1.000	12	0	3	0	3.0	0	21.5	.273	3-2	
09/16/2021	at Morehead St.	*5	19	5	58	.241	0	5	.000	0	1	18	.944	0	19	1.000	7	0	0	1	0.0	0	19.0	.252	3-2	
09/17/2021	vs Pittsburgh	*3	5	3	27	.074	0	5	.000	1	0	11	1.000	1	11	.909	7	0	1	0	1.0	0	6.5	.021	0-3	
09/18/2021	vs Toledo	*4	19	5	51	.275	0	3	.000	0	0	15	1.000	1	35	.971	7	1	0	0	1.0	0	20.0	.149	1-3	
09/24/2021	at Western Ky.	*3	7	2	16	.313	1	3	.333	1	0	8	1.000	0	15	1.000	9	0	2	0	2.0	0	9.0	.113	0-3	
09/25/2021	at Western Ky.	*3	4	2	18	.111	1	5	.200	0	0	7	1.000	0	12	1.000	9	0	1	0	1.0	1	4.5	.132	0-3	
10/01/2021	Middle Tenn.	*5	18	4	41	.341	0	3	.000	5	1	28	.964	1	19	.947	6	0	3	0	3.0	0	24.5	.364	3-2	
10/02/2021	Middle Tenn.	*4	17	2	46	.326	0	9	.000	0	1	19	.947	4	25	.840	8	0	1	0	1.0	0	17.5	.218	1-3	
10/08/2021	at Fla. Atlantic	*3	6	0	20	.300	5	6	.833	0	0	12	1.000	0	16	1.000	7	0	1	0	1.0	0	6.5	.230	3-0	
10/09/2021	at Fla. Atlantic	*3	14	5	42	.214	1	4	.250	1	0	14	1.000	0	4	1.000	6	1	3	0	4.0	0	17.5	.272	3-0	
10/15/2021	Old Dominion	*5	14	9	40	.125	0	2	.000	3	1	31	.968	2	57	.965	15	0	1	0	1.0	0	17.5	.255	2-3	
10/16/2021	Old Dominion	*5	18	4	54	.259	3	6	.500	2	0	25	1.000	0	48	1.000	22	0	1	0	1.0	0	20.5	.282	3-2	
10/22/2021	at Charlotte	*5	17	6	54	.204	0	5	.000	1	0	22	1.000	2	34	.941	21	0	2	0	2.0	0	19.0	.281	2-3	
10/23/2021	at Charlotte	*3	11	2	30	.300	0	6	.000	1	0	12	1.000	1	24	.958	9	1	1	1	2.0	0	13.5	.231	0-3	
Totals			95	311	101	.982	.214	18	190	.095	22	10	385	.974	25	711	.965	270	5	34	3	39.0	1	355.0		

Player Averages

Sets Played	Kills per set	Assists per set	Service aces per set	Digs per set	Blocks per set	Points per set
95	3.27	0.19	0.23	2.84	0.41	3.74

Career Stats

DEBELL, Ciara

SEASON	TEAM	SM-MP	K	K/S	E	TA	PCT	A	A/S	SA	SA/S	SE	DIG	D/S	RE	BS	BA	TB	B/S	BE	BHE	PTS	PTS/S
2016-17	FGCU	30-9	74	2.5	18	191	.293	3	0.1	7	0.2	9	64	2.1	14	4	5	9	0.3	0	0	87.5	2.9
2017-18	FGCU	17-15	12	0.7	10	34	.059	1	0.1	0	0.0	3	5	0.3	3	2	2	4	0.2	0	0	15.0	0.9
2018-19	Marsh	103-28	437	4.2	177	1274	.204	17	0.2	19	0.2	45	238	2.3	25	15	32	47	0.5	4	3	487.0	4.7
2019-20	Marsh	101-28	422	4.2	105	1175	.270	7	0.1	16	0.2	29	254	2.5	26	14	62	76	0.8	5	1	483.0	4.8
2020-21	Marsh	57-15	201	3.5	58	610	.234	10	0.2	6	0.1	12	171	3.0	25	1	26	27	0.5	1	0	221.0	3.9
2021-22	Marsh	95-23	311	3.3	101	982	.214	18	0.2	22	0.2	10	270	2.8	25	5	34	39	0.4	3	1	355.0	3.7
TOTAL FOR Marsh		356 - 94	1371	3.9	441	4041	.230	52	0.1	63	0.2	96	933	2.6	101	35	154	189	0.5	13	5	1546	4.3
TOTAL		403 - 118	1457	3.6	469	4266	.232	56	0.1	70	0.2	108	1002	2.5	118	41	161	202	0.5	13	5	1649	4.1



20 - Edén McElhaney

2021 Season Match Highs

Kills	N/A
Matches with 10+ Kills	N/A
Attacks	1 vs. Arkansas State 9/11
Assists	2 vs. Arkansas State 9/11
Matches with 10+ Assists	N/A
Aces	2 vs. Arkansas State 9/11
Digs	7 vs. Arkansas State 9/11
Matches with 10+ Digs	N/A
Double-Doubles	N/A

2021 match-by-match Stats

#20 MCELHANEY, Edén

			Attack				Set			Serve				Recept				Blocking				Team			
Date	Opponent	SP	K	E	TA	PCT	A	TA	PCT	SA	SE	TA	PCT	RE	TA	PCT	DIG	BS	BA	BE	TOTAL	BHE	POINTS	HIT%	SCORE
09/11/2021	vs Arkansas St.	5	0	0	1	.000	2	15	.133	2	4	17	.765	1	14	.929	7	0	0	0	0.0	0	2.0	.194	2-3
09/11/2021	vs Memphis	*1	0	0	0	.000	0	1	.000	0	0	1	1.000	1	5	.800	0	0	0	0	0.0	0	0.0	.273	3-2
09/24/2021	at Western Ky.	2	0	0	0	.000	0	0	.000	0	0	5	1.000	0	0	.000	1	0	0	0	0.0	0	0.0	.113	0-3
10/01/2021	Middle Tenn.	1	0	0	0	.000	0	0	.000	0	0	1	1.000	0	0	.000	1	0	0	0	0.0	0	0.0	.364	3-2
Totals		9	0	0	1	.000	2	16	.125	2	4	24	.833	2	19	.895	9	0	0	0	0.0	0	2.0		

Player Averages

Sets Played	Kills per set	Assists per set	Service aces per set	Digs per set	Blocks per set	Points per set
9	0.00	0.22	0.22	1.00	0.00	0.22

Career Stats

MCELHANEY, Edén

SEASON	TEAM	SM-MP	K	K/S	E	TA	PCT	A	A/S	SA	SA/S	SE	DIG	D/S	RE	BS	BA	TB	B/S	BE	BHE	PTS	PTS/S
2021-22	Marsh	9-4	0	0.0	0	1	.000	2	0.2	2	0.2	4	9	1.0	2	0	0	0	0.0	0	0	2.0	0.2
TOTAL		9 - 4	0	0.0	0	1	.000	2	0.2	2	0.2	4	9	1.0	2	0	0	0	0.0	0	0	2.0	0.2



21 - Anna Calcagno

	2021 Season Match Highs	Career
Kills	14 vs. Ball State 9/4	Same
Matches with 10+ Kills	4	6
Hitting % (5 or more attacks)	.500 (8 K, 1 E, 14 Att.) at Florida Atlantic 10/9	Same
Attacks	38 vs. Ball State 9/4	Same
Aces	1 vs. Alabama 8/27	3 vs. FAU 3/15/21
Digs	12 vs. Alabama 8/27	20 vs. Xavier 2/14/21
Matches with 10+ Digs	1	9
Total Blocks	5 at Florida Atlantic 10/8	Same
Matches with 3+ Blocks	4	5
Double-Doubles	N/A	2, last vs. Xavier (10 K, 20 D)

2021 match-by-match Stats

#21 CALCAGNO, Anna

			Attack				Set			Serve				Recept				Blocking				Team			
Date	Opponent	SP	K	E	TA	PCT	A	TA	PCT	SA	SE	TA	PCT	RE	TA	PCT	DIG	BS	BA	BE	TOTAL	BHE	POINTS	HIT%	SCORE
08/27/2021	Alabama	*4	2	4	13	-.154	0	3	.000	1	2	13	.846	2	19	.895	12	0	1	0	1.0	0	3.5	.160	1-3
08/28/2021	Miami (OH)	3	2	2	16	.000	0	2	.000	0	0	0	.000	1	2	.500	3	0	1	0	1.0	0	2.5	.249	3-2
09/03/2021	vs DePaul	3	9	2	22	.318	0	3	.000	0	0	0	.000	0	3	1.000	4	1	2	0	3.0	0	11.0	.092	2-3
09/04/2021	at Wright St.	3	1	4	16	-.188	1	5	.200	0	0	0	.000	0	5	1.000	1	0	2	1	2.0	0	2.0	.134	1-3
09/04/2021	vs Ball St.	5	14	2	38	.316	0	4	.000	0	0	0	.000	1	9	.889	3	0	2	0	2.0	0	15.0	.208	2-3
09/10/2021	at Southeast Mo. St.	*4	11	7	29	.138	0	4	.000	0	1	2	.500	0	12	1.000	0	0	1	0	1.0	0	11.5	.147	1-3
09/10/2021	vs Kansas City	*3	5	2	21	.143	0	10	.000	0	0	5	1.000	4	17	.765	5	0	0	0	0.0	0	5.0	.145	0-3
09/18/2021	vs Toledo	1	0	0	0	.000	0	0	.000	0	2	3	.333	0	5	1.000	0	0	0	0	0.0	0	0.0	.149	1-3
09/24/2021	at Western Ky.	1	0	1	3	-.333	0	0	.000	0	0	2	1.000	1	6	.833	0	0	0	0	0.0	0	0.0	.113	0-3
10/01/2021	Middle Tenn.	5	12	3	22	.409	0	0	.000	0	0	0	.000	1	10	.900	3	0	0	0	0.0	1	12.0	.364	3-2
10/02/2021	Middle Tenn.	4	8	8	29	.000	0	1	.000	0	0	0	.000	0	3	1.000	4	0	2	0	2.0	1	9.0	.218	1-3
10/08/2021	at Fla. Atlantic	3	4	4	17	.000	1	1	1.000	0	0	0	.000	0	2	1.000	2	1	4	0	5.0	0	7.0	.230	3-0
10/09/2021	at Fla. Atlantic	3	8	1	14	.500	0	1	.000	0	0	0	.000	0	1	1.000	3	0	1	0	1.0	0	8.5	.272	3-0
10/15/2021	Old Dominion	5	9	4	29	.172	0	0	.000	0	0	0	.000	0	0	.000	2	1	0	0	1.0	0	10.0	.255	2-3
10/16/2021	Old Dominion	5	9	2	34	.206	0	1	.000	0	0	0	.000	1	2	.500	6	1	2	0	3.0	0	11.0	.282	3-2
10/22/2021	at Charlotte	*5	10	1	29	.310	0	5	.000	0	0	0	.000	2	4	.500	3	0	2	0	2.0	0	11.0	.281	2-3
10/23/2021	at Charlotte	3	9	3	27	.222	0	1	.000	0	0	0	.000	0	0	.000	5	0	3	0	3.0	0	10.5	.231	0-3
Totals		60	113	50	359	.175	2	41	.049	1	5	25	.800	13	100	.870	56	4	23	1	27.0	2	129.5		
Player Averages																									
Sets Played		Kills per set		Assists per set			Service aces per set						Digs per set			Blocks per set				Points per set					
60		1.88		0.03			0.02						0.93			0.45				2.16					

Career Stats

CALCAGNO, Anna

SEASON	TEAM	SM-MP	K	K/S	E	TA	PCT	A	A/S	SA	SA/S	SE	DIG	D/S	RE	BS	BA	TB	B/S	BE	BHE	PTS	PTS/S
2020-21	Marsh	55-15	92	1.7	52	342	.117	3	0.1	10	0.2	8	137	2.5	11	2	8	10	0.2	1	0	108.0	2.0
2021-22	Marsh	60-17	113	1.9	50	359	.175	2	0.0	1	0.0	5	56	0.9	13	4	23	27	0.5	1	2	129.5	2.2
TOTAL			205	1.8	102	701	.147	5	0.0	11	0.1	13	193	1.7	24	6	31	37	0.3	2	2	237.5	2.1

TV/RADIO ROSTER



1 Essence Clerkley
MB/RS - 6-0 - Jr.
Palestine, Texas



2 Sydney Lostumo
S - 6-0 - Gr.
Gilbert, Ariz.



3 Olivia Fogo
OH - 6-0 - R-So.
Louisville, Ky.



4 Zoie Holley
MB - 5-11 - Sr.
Pickerington, Ohio



5 Brynn Whitehair
OH - 6-0 - Fr.
Mt. Pleasant, S.C.



6 Brynn Brown
S - 5-7 - Fr.
Toledo, Ohio



7 Sarah Schank
L/DS - 5-8 - Sr.
Naperville, Ill.



8 Alayna Corwin
DS - 5-8 - Fr.
Morgantown, W.Va.



9 Meagan Camden
DS - 5-6 - Jr.
Kenova, W.Va.



11 Megan Taylor
OH - 6-0 - Jr.
Paintsville, Ky.



13 Macy McElhaney
MB - 6-2 - Sr.
Beaver, Pa.



14 Riley Winslow
DS - 5-6 - So.
New Albany, Ind.



15 Lydia Montague
MB - 6-1 - Jr.
Lehi, Utah



16 Destiny Leon
MB - 6-3 - Gr.
Bon Air West Arouca,
Trinidad



17 Ciara DeBell
OH - 6-2 - Gr.
Ocala, Fla.



18 Reagan McLean
MB - 6-1 - Fr.
Georgetown, Ky.



20 Eden McElhaney
OH/DS - 5-10 - Fr.
Beaver, Pa.



21 Anna Calcagno
OH - 6-2 - So.
Saint Charles, Ill.



ARI AGANUS
HEAD COACH
THIRD SEASON



CHARLIE FRENCH
ASSISTANT COACH
SECOND SEASON



BIJONAE JONES
ASSISTANT COACH
FIRST SEASON