



# 2020-21 MARSHALL WOMEN'S BASKETBALL

## THE HERD

# GAME NOTES

Jason Corriher, Marshall Sports Information | Email: corriher@marshall.edu  
O: 304-696-4660 | C: 740-331-1497 | Twitter: @HerdWBB | Website: www.HerdZone.com

### GAME INFORMATION

**Date/Time:** Jan. 8 at 6 p.m. ET & Jan. 9 at 3 p.m. ET  
**Site:** Cam Henderson Center - Huntington, W.Va.  
**Live Stats:** www.herdzone.com - SIDEARM  
**Live Video:** YouTube.com/Charlotte49ersVids  
**Marshall Radio:** 88.1 WMUL-FM,  
www.marshall.edu/wmul  
**Twitter Updates:** @HerdWBB  
**Series:** 15th all-time meeting, Charlotte leads 12-2  
**Last Meeting:** Jan. 16, 2020 - Charlotte won 52-46 in Charlotte, N.C.

### SCHEDULE

DATE	OPPONENT	TIME
Dec. 1	MORGAN STATE	Canceled
6	RADFORD	W, 68-59
9	at #9 Kentucky	L, 79-45
13	at St. Bonaventure	Canceled
17	MOREHEAD STATE	Canceled
Jan. 1	LOUISIANA TECH *	L, 61-51 (OT)
2	LOUISIANA TECH *	W, 61-57
8	at Charlotte *	6 p.m.
9	at Charlotte *	3 p.m.
14	WKU *	6 p.m.
17	at WKU *	3 p.m.
22	FIU *	6 p.m.
23	FIU *	3 p.m.
29	at Florida Atlantic *	5 p.m.
30	at Florida Atlantic *	2 p.m.
Feb. 5	OLD DOMINION *	6 p.m.
6	OLD DOMINION *	3 p.m.
12	at Middle Tennessee *	7 p.m.
13	at Middle Tennessee *	5 p.m.
19	RICE *	6 p.m.
20	RICE *	3 p.m.
26	at North Texas *	7:30 p.m.
27	at North Texas *	4:30 p.m.

March 6-7 Open dates for rescheduling if necessary

March 10-13 Conference USA Tournament Frisco, Texas

All times Eastern. Game times & dates are subject to change.

Home games CAPS & GREEN

\* - Conference game

\$ - Conference USA Championship (Frisco, Texas)

### THE TEAMS

## 2020-21 Conference USA Action



**Marshall**  
**Thundering Herd**  
2-2, 1-1

#### CATEGORY LEADERS

**Scoring/Game**  
Savannah Wheeler, 14.3  
**Rebounds/Game**  
Alexis Johnson, 7.8  
**Assists/Game**  
Ksenija Mitric, 3.0

#### HEAD COACH

Tony Kemper (4th season)  
**Overall:** 41-54  
**at School:** Same



**Charlotte**  
**49ers**  
1-4, 0-0

#### CATEGORY LEADERS

**Scoring/Game**  
Jada McMillian, 14.6  
**Rebounds/Game**  
Jazmin Harris, 6.8  
**Assists/Game**  
Jada McMillian, 4.4

#### CO-HEAD COACHES

Cara Consuegra (11th season)  
**Overall:** 166-117  
**at School:** Same

### PROBABLE STARTERS



#0 Kia Sivils  
5'7" - JR - Guard

2020-21  
2 GP, 2 GS  
1.0 ppg, 2.0 rpg  
1.5 apg, 0.5 spg



#2 Kristen Mayo  
5'5" - SR - Guard

2020-21  
2 GP, 2 GS  
5.0 ppg, 2.0 apg  
2.5 spg, 4.5 rpg




#3 CC Mays  
5'8" - FR - Guard

2020-21  
4 GP, 2 GS  
4.5 ppg, 3.0 rpg  
1.5 apg, 0.3 spg



#4 Savannah Wheeler  
5'6" - SO - Guard

2020-21  
2 GP, 2 GS  
14.3 ppg, 4.8 rpg  
2.0 apg, 1.8 spg



#34 Lorelei Roper  
6'1" - JR - F/C

2020-21  
2 GP, 2 GS  
6.5 ppg, 5.0 rpg  
2.0 spg, 66.7 FG %

# MARSHALL WOMEN'S BASKETBALL

## 2020-21 ROSTER

### NUMERICAL

NO.	NAME	HT.	POS.	YR.	HOMETOWN (LAST SCHOOL)
0	Kia Sivils	5-7	G	JR	Louisville, Ky. (Sacred Heart HS)
1	Christiana McLean	5-6	G	RS FR	Wake Forest, N.C. (Heritage HS)
2	Kristen Mayo	5-5	G	SR	Grayson, Ky. (East Carter HS)
3	CC Mays	5-8	G	FR	Tampa, Fla. (Seffner Christian Academy)
4	Savannah Wheeler	5-6	G	SO	Catlettsburg, Ky. (Boyd County HS)
5	Samantha LaFon	6-0	F	FR	Chesapeake, Ohio (Ironton HS)
11	Ksenija Mitric	5-8	G	FR	Banja Luka, Bosnia & Herzegovina (Celje BC)
20	Taylor Pearson	5-7	F	SR	Columbus, Ohio (Northland HS)
21	Sarah Liberatore	5-10	G	FR	Greensburg, Pa. (Hempfield Area HS)
23	Alexis Johnson	5-10	F	SO	Southfield, Mich. (Southfield HS for Arts & Tech.)
24	Kennedi Colclough	6-0	F	GRAD	Crofton, Md. (Stetson University)
25	Mahogany Matthews	6-1	F	RS SO	York, Pa. (Ole Miss)
30	Aarionna Redman*	5-10	F/G	FR	Pickerington, Ohio (Pickerington Central)
32	Paige Shy	5-10	G	SO	Huntington, W.Va. (St. Joseph Catholic HS)
34	Lorelei Roper	6-1	F/C	JR	Charlotte, N.C. (Carmel Christian HS)

\* - Will miss 2020-21 season due to injury.

### Coaching Staff

Head Coach: Tony Kemper – 4th season (9th with the team)  
 Assistant Coach: Adria Crawford – 3rd season  
 Assistant Coach: Lazar Milinkovic – 5th season (7th with team)  
 Director of Operations: Elizabeth Brown – 3rd season  
 Video Coordinator - Janko Popovic - 1st season  
 Graduate Manager - Maggie Stanley - 3rd season

### PRONUNCIATION GUIDE

Kia Sivils	Key-uh Sivils (sounds like civils)
Christiana McLean	Chris-che-ahn-uh Muh-Clain
Ksenija Mitric	Ksen-ee-uh Me-trich (say K in first name quickly & softly)
hometown	Bahn-ya Luke-ah
basketball club	Cell-yee
Sarah Liberatore	Lib-er-tor-ee
Kennedi Colclough	Cole-Claw
Aarionna Redman	Air-ee-ahn-uh
Lorelei Roper	Lore-UH-lie

### Staff

Adria Crawford	UH-dree-uh
Lazar Milinkovic	Luh-Zar Mill-ink-o-vitch
Janko Popvic	Yanko Pop-o-vitch



### GENERAL INFORMATION

Name	Marshall University
Founded	1837
Location	Huntington, W.Va.
Enrollment	13,324
Nickname	Thundering Herd
Colors	Kelly Green & White
Conference	Conference USA
Home	Cam Henderson Center/9,048
President	Dr. Jerry A. Gilbert (Duke)
Director of Athletics	Mike Hamrick (Marshall '80)

### COACHING STAFF

Head Coach	Tony Kemper (Fort Hays '01)
Career record (seasons)	41-54 (4th)
Record at Marshall (seasons)	41-54 (4th)
Conference USA record	21-31
Assistant Coach	Adria Crawford
Assistant Coach	Lazar Milinkovic
Director of Operations	Elizabeth Brown
Video Coordinator	Janko Popovic
Team Manager	Maggie Stanley

### TEAM INFORMATION

2019-20 Record	13-17
2019-20 Conference USA Record/Finish	7-11/8th
Starters Returning/Lost	3/2
Letterwinners Returning/Lost	7/5
Newcomers	7

### PROGRAM HISTORY

First Year of Basketball	1969
Overall Record	693-720
Conference Championships	1 ('97/SoCon)
Regular Season Championships	5 ('85, '86, '87, '88, '89/SoCon)
NCAA Tournament Appearances	1 ('97, L, 69-49 vs. Colorado College)
Women's Basketball Invitational - 2	2015, 1-1, W, 81-79 vs. NKU & L, 71-73 vs. Mercer
2019, 1-1, W, 67-64 at Davidson & L, 83-71 at App. St.	
Women's NIT Appearances	1 ('16, L, 76-68 at Ohio)

### SPORTS INFORMATION


Asst. AD/Media Relations	Jason Corriher (NC State '00)
Office	(304) 696-4660
E-Mail	corriher@marshall.edu
Associate SID/WBB	Scott Hall (Marshall '08)
Office	(304) 696-4662
Cell	(540) 539-2032
E-Mail	hall133@marshall.edu
Sports Information Fax	(304) 696-2325
Press Row Phone	(304) 696-3303 or 7061
Mailing Address	Marshall University Sports Information
	P.O. Box 1360
	Huntington, WV 25715
Overnight Address	Cam Henderson Center, Room 2036
	1801 3rd Avenue
	Huntington, WV 25703
Official Athletics Website	www.Herdzone.com
Twitter	@HerdZone, @HerdWBB
Instagram	@HerdWBB
Facebook	Marshall Athletics,
	Marshall University Basketball

### CONFERENCE USA

Phone	214-774-1300
Website	ConferenceUSA.com
Mailing Address	5201 N. O'Connor Blvd.
	Suite 300
	Irving, TX 75039
Director, Media Relations	Cassie Logan
E-mail	clogan@c-usa.org



# MARSHALL WOMEN'S BASKETBALL BROADCAST TALKING POINTS



**#0 Kia Sivils, Jr., G, Louisville, Ky.**  
 - 62 career games with 8 starts. 212 career pts, 3.4 ppg.  
 - Started 2020-21 opener vs. Radford played 31 min. & three assists.  
 - Saw increase in minutes per game from 20.4 freshman year to 22.7 as a sophomore.  
 - Earned 1st career start in 2019-20 season-opener vs. Kentucky Christian, scored seven pts & had four rebs.  
 - Scored a career-high 16 points on 7-of-7 shooting, including 2-of-2 from 3, at North Texas (1/4/20).  
 - Tied career-best 16 points vs. Old Dominion (2/22/20) with career-high 3-for-3 from beyond the arc.  
 - Set career-high of 5 assists at Evansville (11/24/19) & again at Southern Miss (2/6/20).



**#2 Kristen Mayo, Sr., G, Grayson, Ky.**  
 - Senior leader has 88 starts. Only returner to start every game of 2019-20.  
 - 3 assists, 7 pts, 6 rebs, 3 steals & was 5-of-6 FT vs. Radford (12/6/20).  
 - Has recorded at least 1 steal in 6 straight games.  
 - Career average of 29.8 minutes per game with a career-best of 31.0 in 2019-20.  
 - 777 career points, career-high 327 (10.9 ppg) in '19-20.  
 - Scored in double figures in 18 contests last season.  
 - Netted career-high 22 points vs. Southern Miss (3/11/20) in 1st round, OT win, the day before the remainder of the C-USA Tourn. & season was canceled.  
 - Shot 6-of-6 from three vs. Coppin State (12/11/18).



**#4 Savannah Wheeler, So., G, Catlettsburg, Ky.**  
 - Led MU with 25 pts vs. Radford (12/6/20).  
 - 34 career games, 21 starts, 460 pts (13.5 ppg).  
 - Led Herd in scoring with 403 & 13.4 ppg in 2019-20..  
 - Highest scoring average by a MU freshman since Sikeetha Shepard-Hall's 15.0 ppg in 2002-03 (361 pts in 24 games) & highest pts total by a freshman since Kristina Behnfeldt (438) in 1995-96. Both in MU Hall of Fame.  
 - Started career with 18 pts vs. KCU & then 19 vs. Norfolk State, named C-USA Freshman of the Week.  
 - Recorded back-to-back 20+ pt games vs. FIU (22) and FAU (25), named C-USA Freshman of the Week again.  
 - Only freshman nationally ranked in 2019-20 in top 40 for FTM (T37th - 130) & FT% (40th - 83.9).

2019-20 All-Freshman Team  
 2020-21 Preseason All-C-USA




**#11 Ksenija Mitric, Fr, G, Banja Luka, Bosnia & Herzegovina**  
 - Played 22 min. vs. Radford (12/6) scored 8 pts & had 3 assists.  
 - Helped lead Celje Basketball Club to the Slovenian championship in the U17 & U19 divisions in 2018 and runner-up finish in 2019.  
 - Avg. 15+ points per game during those 2 seasons.  
 - Helped lead team to the Women's Adriatic Basketball Association (WABA) title in 2017.  
 - Played for Bosnia and Herzegovina national team leading in scoring (10.3) and assists (3.1) at the FIBA U16 Women's European Championship in 2016.  
 - Led team in scoring in U18 division in 2017 (11.1) & in 2018 (10.1).



**#21 Sarah Liberatore, Fr., G, Greensburg, Pa.**  
 - Has seen action in three games this season.  
 - Finished prep career with 1,125 points.  
 - Senior year averaged 19.7 ppg, 7.2 rpg, 5.3 assists & 2.1 steals.  
 - Two-time Big 56 First Team selection, four-time Big 56 All-Section, two-time Tribune Review Terrific 10 All-Star, Post Gazette Top 5 in class 6A.  
 - Two-time US Jr. National Champion & was ranked #25 in Pennsylvania. Two-time Team MVP and Captain.  
 - Selected for PA vs. Maryland game, Roundball Classic, PBC Roundball Classic top 20 in Western Pennsylvania.  
 - Very athletic family. Dad played baseball at Bowling Green & mom swam at John Carroll U. among others.



**#24 Kennedi Colclough, Gr., F, Crofton, Md.**  
 - Started both games against Louisiana Tech, averaging 6 pts. and 3 blocks.  
 - Transfer from Stetson. 71 games with 27 starts.  
 - Played 30 games, 4 starts as a freshman with 4.8 ppg.  
 - Playing very well in sophomore season with 13.0 ppg through 17 games before season-ending injury.  
 - Played in 2018-19 opener before another injury ended her season.  
 - Played in 23 games in 2019-20 with 6.7 ppg.  
 - Scored career-high 25 pts vs. Trinity Baptist (11/23/19).  
 - Has 6 career double-doubles including 23 pts & 13 boards in win over Florida (11/22/17).  
 - Father LaVorn played WR for Marshall (1995-98).



**#1 Christiana McLean, R-Fr., G, Wake Forest, N.C.**  
 - Has yet to play in 2020-21, dealing with injury.  
 - Redshirted her freshman season 2019-20.  
 - Graduated from Heritage High School.  
 - Avg. 14 pts, 5 rebs. & 3 assists per game senior year.  
 - Attended Northside Christian Academy as a freshman & was named a Select 60 Best Offensive Player.  
 - Attended Carmel Christian HS as a sophomore & was named at South Carolina Season's Finest Basketball Player and a Big5 Top Performer.  
 - Queen City All-Tournament team selection.  
 - Won the John Wall Championship.  
 - Honored as All-Conference & All-District.  
 - Also lettered in soccer.



**#3 CC Mays, Fr., G, Tampa, Fla.**  
 - Started 1st career game vs. Radford (12/6), played 26 min., had 5 rebs. & scored 4 pts.  
 - Started at #9 UK and had career-high 6 points, was 3-of-4 from the line (12/9).  
 - As a freshman was named All-County First Team & nominated for Tampa Bay Times Home Team Hot Shot.  
 - Tallied Carrollwood's 1st ever quadruple-double with 10 pts, 11 rebs., 14 ast., & 12 steals in win vs. Middleton.  
 - Member of state runners-up at Carrollwood both years.  
 - Named All-County 2nd team & listed in the Tampa Bay Times Home Team 25 girl's players to watch as soph.



**#5 Samantha LaFon, Fr., F, Chesapeake, Ohio**  
 - Early enrollee for the Herd after signing National Letter of Intent on Nov. 13, 2020. Will be eligible to play right away.  
 - Successful prep career at Ironton High School.  
 - Averaged 14 points and nearly 11 rebounds per game this past season.  
 - Ranked 12th in the state of Ohio in 2019-20 in field goal percentage hitting on 57 percent of shots.  
 - Over last two years honored as First Team All-District, two-time First Team All-Conference, All-State Special Mention and was the league's leading rebounder.




**#20 Taylor Pearson, Sr., F, Columbus, Ohio**  
 - Averaged 13 points in the split with Louisiana Tech.  
 - Senior leader has missed just two games in career, 89 games played with 58 starts. Started 28-of-30 in 2019-20.  
 - Has seen minutes increase every year, 19.7 freshman, 24.7 sophomore & 29.5 senior.  
 - 2nd on team in scoring with 11.1 ppg in 2019-20.  
 - Averaged 5+ rebs. per game for the 2nd time in 2019-20 with 5.2 per game.  
 - Led team & was 3rd in C-USA in 3PT FG percentage with 39.6. Also 8th in league with 53 made 3's.  
 - Tallied 1st 2 career games with 20+ points, 21 at Southern Miss (2/6/20) including 6-of-9 from 3, & then career-high 24 at WKU (2/20/20) 10-of-15 from field.



**#23 Alexis Johnson, So., F, Southfield, Mich.**  
 - Had first-career double-double (16p, 11r) against Louisiana Tech on 1/1.  
 - Career-high 16 pts at #9 Kentucky (12/9).  
 - Career-day in opener vs. Radford (12/6) with 21 min. 12 pts, on 6-of-11 shooting & 9 rebs.  
 - Appeared in 15 games averaging 5.9 minutes per contest with 27 pts, 24 rebounds & 6 steals.  
 - Had 2019-20 best game vs. Alderson Broaddus with 15 min., 9 pts and 6 boards.  
 - Attended Southfield HS for the Arts and Technology.  
 - Avg. 23.9 ppg, 8.0 rpg and 3.0 spg during senior season.  
 - Led her team in scoring and rebounding all 4 years.  
 - Reached 1,000-pt plateau during junior year.



**#25 Mahogany Matthews, R-So., F, York, Pa.**  
 - Averaged 6 blocks in Louisiana Tech series split (1/1-2).  
 - Played 14 min. off bench vs. Radford (12/6/20) blocked 2 shots, scored 2 pts. & had 2 rebs.  
 - 15 min at #9 UK & career-high 5 pts. 3-of-4 FT.  
 - Sat out 2019-20 due to NCAA transfer rules after spending 2018-19 at Ole Miss.  
 - 22 games, 6 starts with Rebels, Avg. 9.2 min per game.  
 - Career-high 6 boards vs. Florida (3/6/19).  
 - 3-star recruit by ESPN coming out of Hoke Country HS with a grade of 88 & 45th best forward nationally.  
 - Avg. 18.0 pts, 15.4 rebs., 7 blocks, 3.8 steals & 1.4 assists per game as a senior.



**#30 Aarionna Redman, Fr., F/G, Pickerington, Ohio**

- Will miss the 2020-21 season with a knee injury.
- Helped lead Pickerington Central to a state title as a sophomore & runner-up finishes junior & senior years.
- Helped lead team to three Ohio Capital Conference and district titles as well as 2 regional appearances.
- As a senior was named honorable mention Division I All-Central District and to the OCC's District II second team.
- Competed in shot put as well.
- From same home town as former Marshall men's golfer & 2018 MU Men's Athlete of the Year Alex Weiss.



**#34 Lorelei Roper, Jr., F/C, Charlotte, N.C.**

- Started vs. Radford (12/6) played 25 min., scored 9 pts, 8 rebs. and 2 steals.
- Started at #9 UK (12/9) scored 4 pts.
- 52 career games with 6 starts.
- Made 2019-20 debut vs. Alderson Broaddus (11/27) scoring 10 pts & 5 rebs after working way back from knee injury at end of freshman season.
- Started against FAU (2/1), UTSA (2/13) & at FIU (3/5) last season. Played career-high 28 min. against FAU & FIU
- Career-high 10 boards vs. UTSA.
- Has 11 career games with 5+ rebounds.
- Tallied 26 career blocks.
- Two-time C-USA Commissioner's Honor Roll.



**Head Coach Tony Kemper - 4th Season/9th overall**

- Became HC in March of 2017. Current record of 41-54. Was an assistant coach for 5 years under previous HC Matt Daniel.
- 2019 recruiting class ranked in the top 60 nationally.
- Herd had 8-win improvement in 2018-19 and 7-win improvement in C-USA action last season.
- MU picked to finish 13th in 2018-19 and finished 6th and led MU to WBL.
- Helped mentor Shayna Gore who became 3rd played in program history with over 2,000 career points.
- Spent 3 years as assistant at Central Arkansas under Matt Daniel as well.
- Attended Fort Hays State.



**Assistant Coach Adria Crawford - 3rd Season**

- Named Co-Recruiting Coordinator in August (2019) after helping secure top 60 ranked recruiting class.
- Helped lead Herd through 8-win improvement in her first season with program in 2018-19.
- Her work with post players has seen great improvement with great play.
- Named a WBCA 30 Under 30 honoree in 2018.
- Spent 4 yrs as assistant at College of Charleston. Also spent time as assistant at Longwood.
- Starred for Georgetown (2008-12) as a player & member of winningest class in program history, 96 wins. Ended career in top 15 in career rebounds (646), blocked shots (61) and steals (174).



**#32 Paige Shy, So., G, Huntington, W.Va.**

- Nearly had first double-double (11 p, 9r) vs. Louisiana Tech on 1/2.
- Did not play vs. Radford (12/6).
- 1st action of 2020-21 at #9 UK & scored 2 pts.
- Appeared in 28 games coming off the bench.
- Averaged 11.5 minutes per contest.
- Totaled 85 points (3.0) and 65 rebounds (2.3).
- Made collegiate debut against Norfolk State (11/9/19).
- 9 pts & 8 boards vs. Alderson Broaddus (11/27/19).
- Netted (then)-career-high 10 points and had 5 rebounds vs. North Texas (2/29/20).
- Played a season-best 24 minutes at ODU (1/18/20).



**Assistant Coach Lazar Milinkovic - 5th Season**

- Named Co-Recruiting Coordinator in August (2019) after helping to secure top 60 ranked recruiting class.
- Worked with backcourt tandem of seniors Shayna Gore and Taylor Porter in 2018-19. Gore led team with 20.1 ppg and Porter set school record with 10 three-pointers in Senior Day win over FIU.
- Served as grad assistant for Herd in 2012-14.
- Was assistant coach for Morehead State for two seasons and then came back to Marshall.
- At Morehead State mentored Almesha Jones who finished as program leader in assists and 2nd in steals.
- Worked as an assistant with St. Joseph Prep School boys team and coached Andrew Wiggins.



**DBO/Asst. Coach Elizabeth Brown**

- Enters 3rd season with program.
- Was a member of coaching staff at New Haven for one year prior to coming to Marshall.
- Starred for Richmond University for 4 years.
- Appeared in 110 games for Spiders. Ended career with 645 pts, 524 rebs. and 119 blocks.
- 5th all-time in career blocks and 48 as a sophomore good for 2nd-most in team history.
- Named to Atlantic 10's 2011-12 All-Rookie Team.
- Played professionally for Barmer TV in the German Bundesliga, averaged 10 pts and 9 rebs per game.
- Earned master's degree in sport management at New Haven in Dec. of 2018.

## HERD NOTES

### Last Time Out: Marshall 61, Louisiana Tech 57 (1/2/21)

Marshall's women's basketball program built a 17-point third quarter lead over visiting Louisiana Tech Saturday and held on for a 61-57 wire-to-wire victory at the Cam Henderson Center.

The win improved the Thundering Herd's record to 2-2 overall and 1-1 in Conference USA. The Lady Techsters fell to 6-2 and 1-1 in the league as well.

Marshall got a team-high 16 points from Savannah Wheeler, while Paige Shy had her best collegiate performance with a career-highs in points (11) and rebounds (nine). Taylor Pearson also added 10 points. Mahogany Matthews continued to be a force on the defensive end with five blocked shots.

Tech was led by Raizel Guinto's 20 points and Keiunna Walker shook off a first-half injury to tally 12 to go with Anna Larr Roberson's 11. Amber Dixon posted a game-high 12 rebounds and five assists.

"Our players deserve credit for seeing an opportunity and taking advantage of it," said Marshall head coach Tony Kemper. "I thought Paige (Shy) was really, really good today. But yeah, we're deeper. We couldn't have survived (being down to eight players) in years past."

The Thundering Herd went up by six (14-8) on an Alexis Johnson layup at the 2:04 mark of the first quarter, which proved to be the margin through one period of play. Louisiana Tech had another tough shooting day, making just three of 17 (17.6 percent) from the field in the first period en route to a 19-for-65 (29.2 percent) afternoon. Marshall's advantage grew to as many as 15 twice in the second quarter before settling at 34-21 at halftime.

The Lady Techsters called timeout at the 3:41 mark of the third quarter after Marshall's Wheeler nailed a 3-pointer to give the home team its largest lead at 17 (46-29). From that point though, the visitors gradu-

ally chipped away, scoring 26 of the game's next 34 points to pull to within one (55-54) on a Roberson layup with a minute to go.

However, the Thundering Herd used trips to the free throw line and stops on the defensive end to keep Tech at bay. CC Mays connected on a pair of freebies with six seconds left for the contest's final margin.

As was the case in its 61-51 overtime victory Friday evening, Tech again controlled the offensive glass to the tune of a 17-6 margin, but Marshall's 12-2 edge off the bench proved to be crucial on Saturday.

### Career-Highs

Four Thundering Herd players set career-highs last weekend in the series split against Louisiana Tech.

Savannah Wheeler: 11 rebounds and 41 minutes on Friday

Alexis Johnson: 16 points (tied), 11 rebounds, seven field goals and 34 minutes on Friday

Mahogany Matthews: Seven blocks on Friday and 25 minutes on Saturday

Paige Shy: 11 points, nine rebounds, three field goals, three 3-pointers on Friday and 34 minutes on Saturday.

### Dealing the Rejection

Matthews posted seven blocks in the Friday loss to Louisiana Tech and that total ties her for sixth in Marshall's single-game records. Chukwuka Ezeigbo (11/12/12 vs. Indiana State), Thea Garland and Debbie Soloman vs. Kentucky State (2/9/80) and Sandra Fullen vs. Eastern Kentucky (12/20/79) also posted that many. Sharon Deal's 12 against Youngstown State on 1/4/89 is the school record.



### Roster Addition

Marshall added another newcomer in freshman Samantha LaFon, who was signed as part of the 2021-22 recruiting class. LaFon has opted for early enrollment and is eligible to play right away for Marshall. LaFon had a successful prep career at Ironton High School averaging 14 points and nearly 11 boards per game this past season. She also ranked 12th in the state of Ohio for field goal percentage hitting 57 percent of her shots last year.

### Blocked Shot Streak Ends

On the road at No. 9 Kentucky, Marshall did not record a blocked shot for the first time in 36 games. Feb. 16, 2019 at Middle Tennessee was the last time the Herd failed to tally a swat. Marshall went through the final six games of the 2018-19 season, the entire 2019-20 season (30 games) and then the 2020-21 season-opener versus Radford. The Herd totaled 134 swats, an average of 3.72 per game. Marshall was tied for 77th in the NCAA and ranked second in Conference USA in 2019-20 averaging 4.0 rejections per contest.

The Herd more than made up for the performance in Kentucky, however, swatting a total of 21 shots in the series split with Louisiana Tech.

### What a Start for Alexis Johnson

Sophomore Alexis Johnson has had quite an impact for Marshall coming off the bench. Appearing in 15 games last season and scoring just 27 points, Johnson surpassed that points total in just two games to begin the 2020-21 season with 28. She started with a career-day in the opener against Radford with 12 points and nine rebounds. Johnson kept it going with 16 points at No. 9 Kentucky to lead the Herd and added three steals. Then she posted her first double-double with 16 points and 11 rebounds against Louisiana Tech on January 1.

The Southfield, Mich., native is shooting 56.8 percent from the field (12-20) and is averaging 12 points and 7.8 rebounds.

### Getting Back Out on the Court Part I

It felt like a long time coming for the Thundering Herd to compete on the hardwood after its final game of the 2019-20 season. Marshall defeated Southern Miss, 71-67, in overtime in the first round of the Conference USA Tournament. The Herd, as the No. 8 seed, was all set to take on top-seeded Rice in the second round when the rest of the conference tournament, as well as the remainder of collegiate sports, was canceled on March 12th due to the COVID-19 pandemic. Finally, after working through everything off the court, with schedule changes and even the first game against Morgan State (Dec. 1) being canceled, Marshall will step back on the floor at the Cam Henderson Center against Radford (Dec. 6).

### Getting Back Out on the Court Part II

Unfortunately for the Herd following its meeting at #9 Kentucky, Marshall had its next two games canceled due to COVID-related issues. The Thundering Herd lost out on contests at St. Bonaventure (Dec. 13) and at home against regional rival Morehead State (Dec. 17).

### Different League Schedule

In an effort to try and help against the spread of COVID-19 as much as possible, Conference USA announced major changes to its league schedule for the 2020-21 season. Each team will host four opponents and travel to four locations for a two-game series in back-to-back days. The teams will still have one home-and-home with a rival. Marshall will host Louisiana Tech on Jan. 1-2, FIU on Jan. 22-23, Old Dominion on Feb. 5-6 and Rice on Feb. 19-20. The Herd travels to Charlotte (Jan. 8-9), Florida Atlantic (Jan. 29-30), Middle Tennessee (Feb. 12-13) and North Texas (Feb. 26-27). Marshall will host WKU in the Cam on Jan. 14 and then travel to Bowling Green, Ky. on Jan. 17. The final weekend of the regular season, March 6-7, is left as an open date to help with the possibility of games needing to be postponed and moved. The C-USA Tournament is set for March 10-13 back at The Star in Frisco, Texas. The top 12 finishers in the regular season will make the trip to the postseason.

### Different League Setup

On Wednesday, Dec. 30, Conference USA announced that the league will be switching to East and West Divisions in both men's and women's basketball. C-USA will crown divisional champions at the end of conference play in March. Standings will be based on overall conference winning percentage. In addition, divisional seeding will be utilized for the C-USA Championships. A cross-divisional bracket will be used to determine first-round matchups.

East Division: Charlotte, FIU, Florida Atlantic, Marshall, Middle Tennessee, Old Dominion, and WKU

West Division: Louisiana Tech, North Texas, Rice, Southern Miss, UAB, UTEP, UTSA

### Games Already Being Affected (Updated January 6)

Several games across Conference USA have already been affected by COVID-19 with games being canceled or postponed.

No. 5 Louisville at Middle Tennessee – original date Nov. 25  
Alabama A&M at Southern Miss – Nov. 27  
Southeastern Louisiana at Southern Miss – Nov. 28  
Vanderbilt at Middle Tennessee – Nov. 29  
Stetson at FIU – Nov. 29  
Tennessee Tech at UAB – Nov. 29  
Morgan State at Marshall – Dec. 1  
Rice at UT-Arlington – Dec. 2  
Sam Houston State at UTEP – Dec. 5  
McNeese at Southern Miss – Dec. 5  
Nicholls at Southern Miss – Dec. 8  
Dayton at Charlotte – Dec. 10  
North Dakota at Old Dominion – Dec. 11  
Texas Southern at Rice – Dec. 11  
Mississippi State at Southern Miss – Dec. 12  
Marshall at St. Bonaventure – Dec. 13  
Incarnate Word at UTSA – Dec. 13  
Pine Bluff at Louisiana Tech – Dec. 15  
Davidson at Charlotte – Dec. 15  
Southern Miss at Alabama – Dec. 17  
Morehead State at Marshall – Dec. 17  
Prairie View A&M vs. North Texas – Dec. 19  
Old Dominion at Drexel (postponed) – Dec. 20  
Samford at WKU – Dec. 21  
Tennessee State at UAB – Dec. 22  
Old Dominion at Delaware State – Dec. 29  
Charlotte at WKU (postponed) – Jan. 1 & 2

### Wheeler Named Preseason All-Conference

After having one of the best rookie seasons in recent Herd history, and being named to the 2019-20 Conference USA All-Freshman team, Savannah Wheeler was honored as a Preseason All-Conference selection as voted on by the league coaches. Wheeler led the Herd with 403 points and 13.4 ppg. Her per game scoring average was the best by a Marshall freshman since Sikeetha Shepard-Hall put up 15 a game in 2002-03. Shepard-Hall played 24 games that season and totaled 361 points. Wheeler's 403 points was the highest point total by a Herd freshman since Kristina Behnfeldt netted 438 in 1995-96. Both Shepard-Hall and Behnfeldt are in the Marshall Athletics Hall of Fame. Wheeler was twice named Conference USA Freshman of the Week with the first coming after her collegiate debut. The youngster lit up Kentucky Christian for 18 points on 6-of-9 shooting and grabbed four steals. Wheeler then tallied 19 points, including hitting five three-pointers, against Norfolk State. Her second weekly honor came after two 20+ point efforts with 22 versus FIU and then 25 against Florida Atlantic. The 5-6 guard was very adept at finishing around the rim and drawing fouls as Wheeler was also the only freshman to be ranked nationally in the top 40 for both made free throws (tied for 37th with 130) and free throw percentage (40th - 83.9). Along with scoring and shooting from the line, Wheeler also led the Herd in assists (83) and steals (41).

### Returning Scorers

Marshall returns its top three scorers from the 2019-20 season in sophomore Savannah Wheeler (13.4 ppg), and seniors Taylor Pearson (11.1 ppg) and Kristen Mayo (10.9 ppg). For Mayo and Pearson, the pair stepped up in their junior campaigns scoring in double-digits for the first time in their careers. Pearson saw a dramatic improvement in her three-point shot. After hitting just 11-of-59 (18.6 %) in 2018-19, she hit 53-of-134 (39.6 %) to lead the team. Pearson ranked eighth in Conference USA in made three-pointers and third in three-point field goal percentage. Mayo continued to be a steady presence on the court and increased her scoring output from 7.3 as a sophomore up to 10.9 last year, capping the season with a career-high 22 points in the overtime win against Southern Miss. Mayo did not miss a game through her first three years and played a career-high 31.0 minutes per game in 2019-20.

### Inside Presence

Marshall will look to replace some interior players from the 2019-20 season. Graduated seniors Khadaija Brooks and Princess Clemons were asked to battle down low throughout the year. Brooks led the Herd in rebounding with 5.4 per game and also blocked 24 shots. She finished her Marshall career with 556 rebounds, tied for 19th all-time in team history, and 77 rejections getting her in to the top 10 in the Herd record book. Clemons averaged 4.4 boards per game, totaled 36 steals and blocked 13 shots. The leading shot-blocker, Ashley Saintigene, struggled with staying healthy during her Marshall career. However, when Saintigene was on the floor, shots were swatted in all directions as she totaled 46 in just 19 games played last season. Her 127 career blocks landed Saintigene in 4th place all-time at Marshall. Saintigene opted to transfer to Coastal Carolina as a graduate transfer.

## THE OPPONENT - CHARLOTTE

### Scouting the 49ers

Charlotte is off to a 1-4 start this season and the games against Marshall will be its first league tilts of 2020-21. The 49ers' COVID-19-related issues forced a postponement of their trip to WKU last weekend.

The 49ers dropped season-opening contests to App State (74-68), Clemson (80-73), Wake Forest (78-75) and North Carolina (81-75) before registering its first win at Campbell (62-42) on December 11.

On the season, Jada McMillian averages a team-high 14.6 points and 4.4 assists, while Jazmin Harris grabs 6.8 rebounds per contest. Mariah Linney has connected on 36.1 percent from 3-point range.

The 49ers are third in Conference USA in field goal percentage at 43.4 percent, but last in assists (9.8), steals (5.0), offensive rebounds per game (8.6) and offensive rebounding percentage (23.4).

## THE SERIES

### 15th meeting - Charlotte leads 12-2

Year	Day	Winner	Score
90-91	(D8)	CHAR	64-63
13-14	(F15)	MAR	71-69
	(M1)	CHAR	87-57
14-15	(J10)	CHAR	74-56
	(M7)	CHAR	66-58
	(M11)	CHAR	67-52
15-16	(J21)	CHAR	64-61
	(F18)	CHAR	87-77
16-17	(J7)	CHAR	93-77
	(F25)	CHAR	89-75
	(M8)	CHAR	71-66
17-18	(F2)	CHAR	67-61
18-19	(J5)	MAR	63-62
19-20	(J16)	CHAR	52-46

ALL GAMES	1-4	0-2	1-2	0-0
CONFERENCE	0-0	0-0	0-0	0-0
NON-CONFERENCE	1-4	0-2	1-2	0-0

#	Player	gp-gs	min	avg	Total		3-Point		F-Throw		Rebounds				pf	dq	a	to	blk	stl	pts	avg
					fg-fga	fg%	3fg-fga	3fg%	ft-fa	ft%	off	def	tot	avg								
15	Jada McMillian	5-5	165	33.0	26-55	.473	1-8	.125	20-28	.714	1	10	11	2.2	17	0	22	14	0	6	73	14.6
13	Octavia Jett-Wilson	5-5	157	31.4	28-57	.491	5-10	.500	9-14	.643	6	18	24	4.8	9	0	9	12	0	3	70	14.0
03	Mariah Linney	5-2	126	25.2	20-59	.339	12-38	.316	10-10	1.000	2	6	8	1.6	14	0	4	11	2	7	62	12.4
40	Jazmin Harris	4-4	98	24.5	17-34	.500	0-0	.000	7-11	.636	4	23	27	6.8	11	0	0	8	7	4	41	10.3
12	Jacee Busick	5-5	146	29.2	17-36	.472	7-14	.500	4-4	1.000	6	16	22	4.4	19	1	6	7	2	0	45	9.0
20	Sierra McCullough	4-4	69	17.3	6-10	.600	0-0	.000	3-8	.375	4	16	20	5.0	13	0	0	5	0	0	15	3.8
02	Cali Konek	5-0	42	8.4	4-11	.364	4-9	.444	2-3	.667	1	0	1	0.2	2	0	1	6	0	2	14	2.8
10	Dazia Lawrence	5-0	45	9.0	4-14	.286	1-3	.333	2-2	1.000	1	5	6	1.2	6	0	4	5	0	2	11	2.2
34	Dara Pearson	5-0	70	14.0	3-9	.333	0-0	.000	4-6	.667	5	20	25	5.0	10	0	0	4	2	0	10	2.0
24	Molina Williams	5-0	72	14.4	2-6	.333	0-0	.000	5-9	.556	2	5	7	1.4	10	0	3	3	2	1	9	1.8
04	Tamia Davis	2-0	10	5.0	1-4	.250	0-1	.000	1-2	.500	0	0	0	0.0	1	0	0	1	0	0	3	1.5
Team											11	15	26					2				
Total.....		5	1000		128-295	.434	30-83	.361	67-97	.691	43	134	177	35.4	112	1	49	78	15	25	353	70.6
Opponents.....		5	1000		121-293	.413	26-98	.265	87-134	.649	57	141	198	39.6	97	3	58	73	11	28	355	71.0

TEAM STATISTICS	CLT	OPP	Date	Opponent	Score	Att.	
SCORING	353	355	11/25/20	at Appalachian St.	L	68-74	0
Points per game	70.6	71.0	11/30/20	CLEMSON	L	73-80	17
Scoring margin	-0.4	-	12/03/20	WAKE FOREST	L	75-78	52
FIELD GOALS-ATT	128-295	121-293	12/06/20	at North Carolina	L	75-81	0
Field goal pct	.434	.413	12/11/20	at Campbell	W	62-42	0
3 POINT FG-ATT	30-83	26-98	* - Conference game				
3-point FG pct	.361	.265					
3-pt FG made per game	6.0	5.2					
FREE THROWS-ATT	67-97	87-134					
Free throw pct	.691	.649					
F-Throws made per game	13.4	17.4					
REBOUNDS	177	198					
Rebounds per game	35.4	39.6					
Rebounding margin	-4.2	-					
ASSISTS	49	58					
Assists per game	9.8	11.6					
TURNOVERS	78	73					
Turnovers per game	15.6	14.6					
Turnover margin	-1.0	-					
Assist/turnover ratio	0.6	0.8					
STEALS	25	28					
Steals per game	5.0	5.6					
BLOCKS	15	11					
Blocks per game	3.0	2.2					
ATTENDANCE	69	0					
Home games-Avg/Game	2-34	3-0					
Neutral site-Avg/Game	-	0-0					

Score by Periods	1st	2nd	3rd	4th	Totals
Charlotte	95	74	94	90	353
Opponents	94	83	99	79	355

**2020-21 Marshall Women's Basketball**  
**Marshall Combined Team Statistics (as of Jan 03, 2021)**  
**All games**

<b>RECORD:</b>	<b>OVERALL</b>	<b>HOME</b>	<b>AWAY</b>	<b>NEUTRAL</b>
ALL GAMES	2-2	2-1	0-1	0-0
CONFERENCE	1-1	1-1	0-0	0-0
NON-CONFERENCE	1-1	1-0	0-1	0-0

#	Player	gp-gs	min	avg	Total		3-Point		F-Throw		Rebounds								a	to	blk	stl	pts	avg			
					fg-fga	fg%	3fg-fga	3fg%	ft-fga	ft%	off	def	tot	avg	pf	dq											
04	Savannah Wheeler	4-4	127	31.8	13-43	.302	6-28	.214	25-32	.781	3	16	19	4.8	4	0	8	11	1	7	57	14.3					
20	Taylor Pearson	2-2	74	37.0	9-20	.450	4-12	.333	4-6	.667	1	9	10	5.0	5	0	4	5	2	1	26	13.0					
23	Alexis Johnson	4-2	109	27.3	21-37	.568	2-6	.333	4-8	.500	8	23	31	7.8	7	0	1	5	0	6	48	12.0					
34	Lorelei Roper	2-2	50	25.0	6-9	.667	0-0	.000	1-2	.500	4	6	10	5.0	3	0	1	1	0	2	13	6.5					
24	Kennedi Colclough	2-2	55	27.5	6-12	.500	0-1	.000	0-0	.000	3	4	7	3.5	6	0	4	5	6	1	12	6.0					
32	Paige Shy	3-2	73	24.3	5-15	.333	4-13	.308	3-6	.500	1	11	12	4.0	7	0	4	5	1	1	17	5.7					
02	Kristen Mayo	2-2	60	30.0	2-15	.133	0-7	.000	6-8	.750	0	9	9	4.5	4	0	4	4	0	5	10	5.0					
03	CC Mays	4-2	81	20.3	6-21	.286	1-5	.200	5-8	.625	5	7	12	3.0	13	2	6	6	0	1	18	4.5					
11	Ksenija Mitric	2-0	39	19.5	3-14	.214	2-10	.200	0-0	.000	0	4	4	2.0	1	0	6	3	0	0	8	4.0					
25	Mahogany Matthews	4-0	75	18.8	3-10	.300	0-0	.000	4-8	.500	7	6	13	3.3	14	1	1	8	14	1	10	2.5					
21	Sarah Liberatore	4-0	24	6.0	2-6	.333	1-4	.250	0-1	.000	0	0	0	0.0	1	0	0	3	0	1	5	1.3					
00	Kia Sivils	2-2	58	29.0	1-7	.143	0-2	.000	0-2	.000	2	2	4	2.0	3	0	3	4	1	1	2	1.0					
Team											5	15	20											3			
Total.....		4	825		77-209	.368	20-88	.227	52-81	.642	39	112	151	37.8	68	3	42	63	25	27	226	56.5					
Opponents.....		4	825		94-256	.367	30-102	.294	37-54	.685	62	107	169	42.2	64	2	50	56	10	16	255	63.8					

<b>TEAM STATISTICS</b>	<b>MAR</b>	<b>OPP</b>	<b>Date</b>	<b>Opponent</b>	<b>Score</b>	<b>Att.</b>
SCORING	226	255	12/6/20	RADFORD	W 69-58	412
Points per game	56.5	63.8	12/09/20	at Kentucky	L 45-79	1200
Scoring margin	-7.2	-	* 1/1/21	LOUISIANA TECH	Lot 51-61	381
FIELD GOALS-ATT	77-209	94-256	* 1/2/21	LOUISIANA TECH	W 61-57	366
Field goal pct	.368	.367	* - Conference game			
3 POINT FG-ATT	20-88	30-102				
3-point FG pct	.227	.294				
3-pt FG made per game	5.0	7.5				
FREE THROWS-ATT	52-81	37-54				
Free throw pct	.642	.685				
F-Throws made per game	13.0	9.3				
REBOUNDS	151	169				
Rebounds per game	37.8	42.2				
Rebounding margin	-4.5	-				
ASSISTS	42	50				
Assists per game	10.5	12.5				
TURNOVERS	63	56				
Turnovers per game	15.8	14.0				
Turnover margin	-1.7	-				
Assist/turnover ratio	0.7	0.9				
STEALS	27	16				
Steals per game	6.8	4.0				
BLOCKS	25	10				
Blocks per game	6.3	2.5				
ATTENDANCE	1159	1200				
Home games-Avg/Game	3-386	1-1200				
Neutral site-Avg/Game	-	0-0				

<b>Score by Periods</b>	<b>1st</b>	<b>2nd</b>	<b>3rd</b>	<b>4th</b>	<b>OT</b>	<b>Totals</b>
Marshall	47	75	50	50	4	226
Opponents	58	52	71	60	14	255

**2020-21 Marshall Women's Basketball**  
**Marshall Combined Team Statistics (as of Jan 03, 2021)**  
**Conference games only**

<b>RECORD:</b>	<b>OVERALL</b>	<b>HOME</b>	<b>AWAY</b>	<b>NEUTRAL</b>
ALL GAMES	1-1	1-1	0-0	0-0
CONFERENCE	1-1	1-1	0-0	0-0
NON-CONFERENCE	0-0	0-0	0-0	0-0

#	Player	gp-gs	min	avg	Total		3-Point		F-Throw		Rebounds								pts	avg		
					fg-fga	fg%	3fg-fga	3fg%	ft-fa	ft%	off	def	tot	avg	pf	dq	a	to			blk	stl
20	Taylor Pearson	2-2	74	37.0	9-20	.450	4-12	.333	4-6	.667	1	9	10	5.0	5	0	4	5	2	1	26	13.0
04	Savannah Wheeler	2-2	72	36.0	4-17	.235	3-14	.214	12-14	.857	2	11	13	6.5	4	0	6	9	0	4	23	11.5
23	Alexis Johnson	2-2	63	31.5	9-17	.529	0-2	.000	2-2	1.000	1	17	18	9.0	3	0	0	4	0	2	20	10.0
32	Paige Shy	2-2	62	31.0	4-13	.308	4-12	.333	3-6	.500	0	11	11	5.5	5	0	4	3	1	1	15	7.5
24	Kennedi Colclough	2-2	55	27.5	6-12	.500	0-1	.000	0-0	.000	3	4	7	3.5	6	0	4	5	6	1	12	6.0
03	CC Mays	2-0	36	18.0	3-9	.333	0-0	.000	2-2	1.000	2	4	6	3.0	6	1	3	5	0	0	8	4.0
21	Sarah Liberatore	2-0	17	8.5	2-5	.400	1-3	.333	0-1	.000	0	0	0	0.0	0	0	0	1	0	1	5	2.5
25	Mahogany Matthews	2-0	46	23.0	1-5	.200	0-0	.000	1-4	.250	4	5	9	4.5	8	1	1	4	12	1	3	1.5
	Team										1	8	9				1					
	Total.....	2	425		38-98	.388	12-44	.273	24-35	.686	14	69	83	41.5	37	2	22	37	21	11	112	56.0
	Opponents.....	2	425		41-141	.291	13-52	.250	23-31	.742	38	51	89	44.5	29	1	17	25	3	8	118	59.0

TEAM STATISTICS	MAR	OPP	Date	Opponent	Score	Att.	
SCORING	112	118	* 1/1/21	LOUISIANA TECH	Lot	51-61	381
Points per game	56.0	59.0	* 1/2/21	LOUISIANA TECH	W	61-57	366
Scoring margin	-3.0	-					
FIELD GOALS-ATT	38-98	41-141	* - Conference game				
Field goal pct	.388	.291					
3 POINT FG-ATT	12-44	13-52					
3-point FG pct	.273	.250					
3-pt FG made per game	6.0	6.5					
FREE THROWS-ATT	24-35	23-31					
Free throw pct	.686	.742					
F-Throws made per game	12.0	11.5					
REBOUNDS	83	89					
Rebounds per game	41.5	44.5					
Rebounding margin	-3.0	-					
ASSISTS	22	17					
Assists per game	11.0	8.5					
TURNOVERS	37	25					
Turnovers per game	18.5	12.5					
Turnover margin	-6.0	-					
Assist/turnover ratio	0.6	0.7					
STEALS	11	8					
Steals per game	5.5	4.0					
BLOCKS	21	3					
Blocks per game	10.5	1.5					
ATTENDANCE	747	0					
Home games-Avg/Game	2-374	0-0					
Neutral site-Avg/Game	-	0-0					

<b>Score by Periods</b>	<b>1st</b>	<b>2nd</b>	<b>3rd</b>	<b>4th</b>	<b>OT</b>	<b>Totals</b>
Marshall	25	37	25	21	4	112
Opponents	20	19	32	33	14	118



**2020-21 Marshall Women's Basketball**  
**Marshall Team Game-by-Game (as of Jan 03, 2021)**  
**All games**

**TEAM STATISTICS**

Opponent	Date	Score		Total		3-Pointers		Free throws		Rebounds				pf	a	t/o	blk	stl	pts	avg
				fg-fga	pct	3fg-fga	pct	ft-fa	pct	off	def	tot	avg							
RADFORD	12/6/20	69-58	W	25-65	.385	5-24	.208	14-26	.538	17	25	42	42.0	14	13	9	4	10	69	69.0
at Kentucky	12/09/20	45-79	L	14-46	.304	3-20	.150	14-20	.700	8	18	26	34.0	17	7	17	0	6	45	57.0
LOUISIANA TECH	1/1/21	51-61	Lot	18-51	.353	5-23	.217	10-16	.625	8	39	47	38.3	22	11	22	14	5	51	55.0
LOUISIANA TECH	1/2/21	61-57	W	20-47	.426	7-21	.333	14-19	.737	6	30	36	37.8	15	11	15	7	6	61	56.5
Marshall		226		77-209	.368	20-88	.227	52-81	.642	39	112	151	37.8	68	42	63	25	27	226	56.5
Opponents		255		94-256	.367	30-102	.294	37-54	.685	62	107	169	42.2	64	50	56	10	16	255	63.8

Games played: 4  
Points/game: 56.5  
FG Pct: 36.8  
3FG Pct: 22.7  
FT Pct: 64.2

Rebounds/game: 37.8  
Assists/game: 10.5  
Turnovers/game: 15.8  
Assist/turnover ratio: 0.7  
Steals/game: 6.8  
Blocks/game: 6.3

**2020-21 Marshall Women's Basketball**  
**Marshall Team Game-by-Game Comparison (as of Jan 03, 2021)**  
**All games**

Opponent	1st	2nd	Score	Mar	Total FG	FG Pct	3-Pointers	3FG Pct	Free Throws	FT Pct	Rebounds	Assist	T/Over	Block	Steal	Fouls
RADFORD	34/30	35/28	69-58	+11	25-65/20-54	.385/.370	5-24/10-28	.208/.357	14-26/8-13	.538/.615	42/40 +2	13/13	9/19	4/6	10/2	14/19
Kentucky	26/41	19/38	45-79	(34)	14-46/33-61	.304/.541	3-20/7-22	.150/.318	14-20/6-10	.700/.600	26/40 (14)	7/20	17/12	0/1	6/6	17/16
LOUISIANA TECH	28/18	19/29	51-61	(10)	18-51/22-76	.353/.289	5-23/5-23	.217/.217	10-16/12-19	.625/.632	47/49 (2)	11/7	22/12	14/1	5/5	22/14
LOUISIANA TECH	34/21	27/36	61-57	+4	20-47/19-65	.426/.292	7-21/8-29	.333/.276	14-19/11-12	.737/.917	36/40 (4)	11/10	15/13	7/2	6/3	15/15

Note: Game totals are displayed in the format TEAM/OPPONENT for each category

**Official Basketball Box Score -- Game Totals -- Final Statistics**  
**Radford vs Marshall**  
**12/6/20 1 p.m. at Huntington, W.Va. (Cam Henderson Center)**

**Radford 58 • 0-2**

#	Player	Total		3-Ptr		Rebounds			PF	TP	A TO Blk Stl				Min
		FG-FGA	FG-FGA	FT-FTA	Off Def Tot	PF	TP	A TO Blk Stl							
00	LaLonde,Rachel	* 5-8	2-5	0-0	0 4 4	2	12	2 4 3 1	30						
02	Lindenfeld,Tina	* 2-6	2-4	0-0	0 3 3	0	6	1 1 1 0	28						
05	Montelbano,Danielle	* 0-1	0-0	0-0	0 1 1	1	0	1 4 1 0	17						
14	Wilson,Makaila	* 6-17	4-11	2-2	3 2 5	2	18	2 0 1 1	34						
30	Johnson,Taiye	* 1-2	0-0	2-5	0 3 3	3	4	0 1 0 0	24						
01	Marshall,Destinee	2-5	1-3	0-0	0 0 0	2	5	3 1 0 0	15						
03	Williams,Ariel	1-5	0-1	2-2	1 1 2	0	4	2 3 0 0	10						
12	McClean,Bryonna	0-6	0-2	1-2	5 2 7	4	1	0 1 0 0	17						
22	Tudor,Ashley	3-3	1-1	1-2	0 3 3	5	8	1 3 0 0	15						
24	Morgan,Kyanna	0-1	0-1	0-0	0 3 3	0	0	1 1 0 0	10						
Team					3 6 9										
Totals		20-54	10-28	8-13	12 28 40	19	58	13 19 6 2	200						
1st - FG %:		6-12	50.0%	2nd: 4-12	33.3%	3rd: 7-14	50.0%	4th: 3-16	18.8%	Game: 20-54	37.0%	Deadball			
3FG %:		4-7	57.1%	1-5	20.0%	3-7	42.9%	2-9	22.2%	10-28	35.7%	Rebounds			
FT %:		0-0	0.0%	5-6	83.3%	0-1	0.0%	3-6	50.0%	8-13	61.5%	2			

**Marshall 69 • 1-0**

#	Player	Total		3-Ptr		Rebounds			PF	TP	A TO Blk Stl				Min
		FG-FGA	FG-FGA	FT-FTA	Off Def Tot	PF	TP	A TO Blk Stl							
00	Kia Sivils	* 1-3	0-1	0-2	2 1 3	1	2	3 1 1 1	31						
02	Kristen Mayo	* 1-8	0-3	5-6	0 6 6	2	7	3 1 0 3	29						
03	CC Mays	* 2-8	0-2	0-2	3 2 5	2	4	2 0 0 1	26						
04	Savannah Wheeler	* 7-16	3-9	8-12	0 3 3	0	25	1 1 1 2	27						
34	Lorelei Roper	* 4-6	0-0	1-2	4 4 8	3	9	0 1 0 2	25						
11	Ksenija Mitric	3-10	2-6	0-0	0 2 2	1	8	3 0 0 0	22						
21	Sarah Liberatore	0-1	0-1	0-0	0 0 0	0	0	0 1 0 0	5						
23	Alexis Johnson	6-11	0-2	0-2	5 4 9	1	12	1 0 0 1	21						
25	Mahogany Matthews	1-2	0-0	0-0	2 0 2	4	2	0 3 2 0	14						
Team					1 3 4			1							
Totals		25-65	5-24	14-26	17 25 42	14	69	13 9 4 10	200						
1st - FG %:		7-23	30.4%	2nd: 7-15	46.7%	3rd: 6-15	40.0%	4th: 5-12	41.7%	Game: 25-65	38.5%	Deadball			
3FG %:		1-9	11.1%	2-6	33.3%	1-6	16.7%	1-3	33.3%	5-24	20.8%	Rebounds			
FT %:		0-0	0.0%	3-6	50.0%	2-6	33.3%	9-14	64.3%	14-26	53.8%	7			

Officials: Troy Winders, Maria Gearhart, Royce Blevins  
 Technical fouls: Radford-None. Marshall-None.  
 Attendance: 412

Score by periods	1st	2nd	3rd	4th	Total
Radford	16	14	17	11	58
Marshall	15	19	15	20	69

**Official Basketball Box Score -- Game Totals -- Final Statistics**  
**Marshall vs Kentucky**  
**12/09/20 12:00 am at Lexington, KY**

**Marshall 45 • 1-1,0-0 C-USA**

#	Player	Total		3-Ptr		Rebounds			PF	TP	A TO Blk Stl				Min
		FG-FGA	FG-FGA	FT-FTA	Off Def Tot	PF	TP	A TO Blk Stl							
34	Lorelei Roper	f 2-3	0-0	0-0	0 2 2	0	4	1 0 0 0	25						
00	Kia Sivils	g 0-4	0-1	0-0	0 1 1	2	0	0 3 0 0	27						
02	Kristen Mayo	g 1-7	0-4	1-2	0 3 3	2	3	1 3 0 2	31						
03	CC Mays	g 1-4	1-3	3-4	0 1 1	5	6	1 1 0 0	19						
04	Savannah Wheeler	g 2-10	0-5	5-6	1 2 3	0	9	1 1 0 1	28						
11	Ksenija Mitric	0-4	0-4	0-0	0 2 2	0	0	3 3 0 0	17						
21	Sarah Liberatore	0-0	0-0	0-0	0 0 0	1	0	0 1 0 0	2						
23	Alexis Johnson	6-9	2-2	2-4	2 2 4	3	16	0 1 0 3	25						
25	Mahogany Matthews	1-3	0-0	3-4	1 1 2	2	5	0 1 0 0	15						
32	Paige Shy	1-2	0-1	0-0	1 0 1	2	2	0 2 0 0	11						
Team					3 4 7			1							
Totals		14-46	3-20	14-20	8 18 26	17	45	7 17 0 6	200						
1st - FG %:		3-11	27.3%	2nd: 2-5	40.0%	3rd: 3-12	25.0%	4th: 1-12	8.3%	Game: 14-46	30.4%	Deadball			
3FG %:		0-2	0.0%	2-5	40.0%	0-5	0.0%	1-8	12.5%	3-20	15.0%	Rebounds			
FT %:		1-2	50.0%	3-4	75.0%	4-6	66.7%	6-8	75.0%	14-20	70.0%	2			

**Kentucky 79 • 5-0,0-0 SEC**

#	Player	Total		3-Ptr		Rebounds			PF	TP	A TO Blk Stl				Min
		FG-FGA	FG-FGA	FT-FTA	Off Def Tot	PF	TP	A TO Blk Stl							
44	Dre'Una Edwards	f 6-7	1-1	0-0	2 6 8	3	13	5 2 0 0	21						
00	Olivia Owens	c 4-6	0-0	2-2	1 4 5	1	10	1 2 0 0	21						
05	Blair Green	g 8-13	1-4	0-0	0 1 1	0	17	1 0 0 2	25						
10	Rhynne Howard	g 5-11	3-7	0-0	2 3 5	2	13	5 1 1 1	31						
15	Chasity Patterson	g 1-5	0-3	2-2	0 2 2	2	4	1 1 0 1	20						
01	Robyn Benton	3-5	1-3	1-1	0 2 2	1	8	3 3 0 0	17						
12	Treasure Hunt	1-5	0-2	0-1	1 2 3	1	2	2 1 0 1	16						
14	Tatayna Wyatt	1-4	0-1	0-0	1 1 2	1	2	0 0 0 1	11						
20	Erin Toller	1-1	0-0	1-2	0 1 1	1	3	0 1 0 0	5						
21	Nyah Leveretter	2-3	0-0	0-2	4 4 8	3	4	0 0 0 0	23						
23	Kameron Roach	1-1	1-1	0-0	0 1 1	1	3	2 0 0 0	10						
Team					1 1 2			1							
Totals		33-61	7-22	6-10	12 28 40	16	79	20 12 1 6	200						
1st - FG %:		8-15	53.3%	2nd: 9-16	56.3%	3rd: 9-15	60.0%	4th: 7-15	46.7%	Game: 33-61	54.1%	Deadball			
3FG %:		4-7	57.1%	0-3	0.0%	2-6	33.3%	1-5	20.0%	7-22	31.8%	Rebounds			
FT %:		2-2	100.0%	1-1	100.0%	2-2	100.0%	1-5	20.0%	6-10	60.0%	2			

Officials: Dee Kantner,Cameron Inouye,Beverly Roberts  
 Technical fouls: Marshall-None. Kentucky-None.  
 Attendance: 1200  
 2020-21 Women's Basketball. Round: 0. Kentucky vs Marshall. Played at Memorial

Score by periods	1st	2nd	3rd	4th	Total
Marshall	7	19	10	9	45
Kentucky	22	19	22	16	79

**Official Basketball Box Score -- Game Totals -- Final Statistics**  
**Louisiana Tech vs Marshall**  
**1/1/21 6 p.m. at Huntington, W.Va. (Cam Henderson Center)**

**Louisiana Tech 61 • 6-1 (1-0 C-USA)**

#	Player	Total		3-Ptr		Rebounds			PF	TP	A TO Blk Stl				Min
		FG-FGA	FG-FGA	FT-FTA	Off Def Tot	PF	TP	A TO Blk Stl							
01	Guinto,Raizel	* 3-14	2-9	2-4	1 6 7	1	10	1 2 1 2	42						
02	Walker,Keiunna	* 9-20	0-3	8-10	2 2 4	4	26	2 3 0 1	37						
10	Dixon,Amber	* 4-8	1-1	1-2	1 10 11	1	10	2 1 0 0	40						
24	Sant,Lotte	* 2-8	2-7	0-0	3 2 5	1	6	2 0 0 0	33						
44	Roberson,Anna Larr	* 2-10	0-0	0-0	2 1 3	4	4	0 1 0 1	23						
15	Bolden,Monette	0-0	0-0	0-0	0 0 0	1	0	0 1 0 0	1						
21	Harris,Brianna	2-9	0-0	1-3	3 2 5	1	5	0 2 0 0	25						
22	Jackson,Tyler	0-6	0-3	0-0	1 0 1	0	0	0 2 0 0	15						
23	Murua,Irene	0-1	0-0	0-0	1 1 2	1	0	0 0 0 1	9						
Team					7 4 11										
Totals		22-76	5-23	12-19	21 28 49	14	61	7 12 1 5	225						
1st - FG %:		4-16	25.0%	2nd: 2-16	12.5%	3rd: 6-21	28.6%	4th: 6-16	37.5%	Game: 22-76	28.9%	Deadball			
3FG %:		2-8	25.0%	0-2	0.0%	1-6	16.7%	5-23	21.7%	12-19	63.2%	Rebounds			
FT %:		2-3	66.7%	2-2	100.0%	3-7	42.9%	0-0	0.0%			1			

**Marshall 51 • 1-2 (0-1 C-USA)**

#	Player	Total		3-Ptr	Rebounds					PF	TP	A TO Blk Stl				Min
		FG-FGA	FG-FGA	FT-FTA	Off	Def	Tot	A	To			Blk	Stl			
04	Savannah Wheeler	* 1-7	0-4	5-6	2	9	11	2	7	5	7	0	3	0	3	41
20	Taylor Pearson	* 6-11	3-8	1-2	0	6	6	1	16	3	1	2	0	0	41	
23	Alexis Johnson	* 7-11	0-1	2-2	0	11	11	2	16	0	3	0	1	1	34	
24	Kennedi Colclough	* 2-6	0-1	0-0	2	2	4	4	4	2	3	4	1	1	29	
32	Paige Shy	* 1-8	1-7	1-2	0	2	2	3	4	1	2	1	0	0	34	
03	CC Mays	0-2	0-0	0-0	0	1	1	5	0	0	3	0	0	0	16	
21	Sarah Liberatore	1-3	1-2	0-0	0	0	0	0	3	0	1	0	0	0	9	
25	Mahogany Matthews	0-3	0-0	1-4	3	2	5	5	1	0	1	7	0	0	21	
	Team				1	6	7					1				
Totals		18-51	5-23	10-16	8	39	47	22	51	11	22	14	5		225	
1st- FG %		4-14	28.6%	2nd: 7-13	53.8%	1-4	37.5%	4th: 3-11	27.3%	Game: 18-51	35.3%	Deadball				
3FG %		1-7	14.3%	3-6	50.0%	1-4	25.0%	0-4	0.0%	5-23	21.7%	Rebounds				
FT %		2-6	33.3%	0-0	0.0%	4-4	100.0%	2-4	50.0%	10-16	62.5%	3				



## 2020-21 TRENDS

Home	2-1
Away	0-1
Neutral	0-0
Leading at half	2-1
Trailing at half	0-1
Tied at half	0-0
Overtime game	0-1
C-USA Home Game	1-1
C-USA Road Game	0-0
C-USA Tournament	0-0
Non- C-USA Home Game	1-0
Non- C-USA Road Game	0-1
Non- C-USA Neutral Game	0-0
vs. Ranked Opponents	0-1
vs. Unranked Opponents	2-1
Leading-5 min. left	2-1
Trailing-5 min. left	0-1
Score tied-5 min. left	0-0
Herd outrebounds opp.	1-0
Herd outrebounded by opp.	1-2
Team rebounds are even	0-0
Herd scores more points in paint	2-0
Opp. scores more points in paint	0-2
Points in paint is even	0-0
Herd shoots 50% from floor	0-0
Herd shoots <50% from floor	2-2
Opp. shoots 50% from floor	0-1
Opp. shoots <50% from floor	2-1
Herd makes more FTs	2-1
Opp. makes more FTs	0-1
FTs are even	0-0
Herd has more TOs	1-2
Opp. has more TOs	1-0
TOs are even	0-0
Herd scores 60 points or less	0-2
Herd scores 61-69 points	2-0
Herd scores 70-79 points	0-0
Herd scores 80-89 points	0-0
Herd scores 90 points or more	0-0
Opp. scores 60 points or less	2-0
Opp. scores 61-69 points	0-1
Opp. scores 70-79 points	0-1
Opp. scores 80-89 points	0-0
Opp. scores 90 points or more	0-0
Two or less score 10+	1-2
Three or more score 10+	1-0
On Monday	0-0
On Tuesday	0-0
On Wednesday	0-1
On Thursday	0-0
On Friday	0-1
On Saturday	1-0
On Sunday	1-0
In November	0-0
In December	1-1
In January	1-1
In February	0-0
In March	0-0
Game decided by 5 pts or less	1-0
Game decided by 6-10 pts	1-1
Game decided by 11-20 pts	0-0
Game decided by 21 pts or more	0-1

## THE LAST TIME...

Scored 100 Points.....	vs. Kentucky Christian, 12/18/17 (W, 111-38)
Allowed 100 Points.....	Morehead State, 11/13/15 (W, 104-101)
Scored 41-50 Points.....	45 at #9 Kentucky, 12/9/20 (L, 79-45)
Scored 40 or Fewer Points .....	39 at No. 22 Kentucky, 11/26/17 (L, 69-39)
Allowed 40 or Fewer Points .....	40, Kentucky Christian, 11/5/19 (W, 89-40)
Scored 50 Points in a Half .....	53, 2nd Half at FIU, 1/9/19 (W, 86-58)
Allowed 50 Points in a Half .....	56, 1st Half Bowling Green, 11/13/18 (L, 99-76)
Scored 20 or Fewer Points in a Half .....	19 twice, last 1/1/21 (L, 61-51 OT)
Allowed 16-20 Points in a Half.....	18, 1st Half vs. Louisiana Tech, 1/1/21 (L, 61-51 OT)
Allowed 15 or Fewer Points in a Half .....	14, 1st Half Alderson Broaddus, 11/27/19 (W, 85-41)
Scored 30+ Points in Quarter.....	31, 3rd Q at FIU, 1/19/19 (W, 86-58)
Allowed 30+ Points in Quarter .....	30, 4th Q Appalachian State, 3/25/19 (L, 83-71)
Scored 10 or Fewer Points in Quarter.....	3x, last-8, 1/1/21 (L, 61-51 OT)
Allowed 10 or Fewer Points in Quarter .....	8, 1st Q vs. Louisiana Tech, 1/2/21 (W, 61-57)
Made 40+ Field Goals .....	46 vs. Kentucky Christian, 12/18/17 (W, 111-38)
Allowed 40+ Field Goals .....	41, Charlotte, 1/7/17 (L, 93-77)
Shot 60% From the Field.....	62.5% (55-88) vs. Maine Fort Kent, 12/20/16 (W, 136-62)
Allowed 60% From the Field .....	68.7% (32-of-47) Rice, 2/9/19 (L, 79-67)
Shot 85-89% From the Foul Line*.....	86.7% (11-of-13) vs. LA Tech, 1/24/19 (W, 90-88 3OT)
Shot 90-99% From the Foul Line*.....	91.7% (11-of-12) vs. UTEP, 2/15/20 (W, 76-66)
Shot 100% From the Foul Line *.....	17-of-17 vs. UTSA, 2/13/20 (W, 66-53)
Opponent Shot <20% From Field.....	19.3%, vs. Bluefield College, 12/11/16 (W, 77-35)
Made 10-14 3-Pointers .....	10, vs. North Texas, 2/29/20 (L, 77-69)
Made 15+ 3-Pointers.....	\$18 vs. FIU, 3/7/19 (W, 87-42)
Shot 50% From Three .....	16-of-32 (50%) vs. Coppin State, 12/1/18 (W, 88-67)
Allowed 10+ 3-Pointers .....	10, Radford, 12/6/20 (W, 68-59)
Did Not Make a 3-Point FG.....	vs. George Washington (303 games), 12/2/10 (W, 64-61 2OT)
Did Not Attempt a 3-Point FG.....	vs. Wright State (423 games), 12/19/06 (W, 62-54)
Played an Overtime Game .....	vs. Louisiana Tech, 1/1/21 (W, 61-51 OT)
Won an Overtime Game .....	vs. Southern Miss (C-USA Tourn.), 3/11/20 (W, 71-67 OT)
Played a Ranked Team .....	at #9 Kentucky, 12/9/20 (L, 79-45)
Had 40-49 Rebounds .....	47 vs. Louisiana Tech, 1/1/21 (L, 61-51 OT)
Had 50-59 Rebounds .....	56 vs. Alderson Broaddus, 11/27/19 (W, 85-41)
Had 60+ Rebounds .....	63 vs. Evansville, 11/29/18 (W, 72-65 OT)
Had Fewer than 30 Rebounds .....	26 at #9 Kentucky, 12/9/20 (L, 79-45)
Allowed 50 Rebounds.....	53, Old Dominion, 2/22/20 (L, 64-54)
Allowed Fewer Than 25 Rebounds.....	17, Kentucky Christian, 12/18/17 (W, 111-38)
Had 20 Assists.....	21 vs. LA Tech, 1/24/19 (W, 90-88 3OT)
Had 10 or Fewer Turnovers.....	9 vs. Radford, 12/6/20 (W, 68-59)
Had 25 or More Turnovers.....	27 at Clemson, 12/18/18 (L, 68-54)
Forced 25 or More Turnovers .....	26 vs. Southern Miss (C-USA Tourn.), 3/11/20 (W, 71-67 OT)
Had 5-9 Blocks.....	7 vs. Louisiana Tech, 1/2/21 (W, 61-57)
Had 10+ Blocks .....	14 vs. Louisiana Tech, 1/1/21 (L, 61-51 OT)
Had 0 Blocks.....	at #9 Kentucky (broke string of 37-straight games), 12/9/20 (L, 75-49)
Had 15-20 Steals .....	15 vs. Southern Miss (C-USA Tourn.), 3/11/20 (W, 71-67 OT)
Had 20 or more Steals.....	24 vs. Kentucky Christian, 11/5/19 (W, 89-40)
Had Six or More Players in Double Figures .....	vs. Maine Fort Kent, 12/20/16 (W, 136-62)
.....	Shayna Gore - 25, Khadaijia Brooks - 22, Talequia Hamilton - 22,
.....	Ashley Saintigene - 18, McKenzie Akers - 14, Asheika Alexander - 13
Had Five Players in Double Figures .....	at Appalachian State, 3/25/19 (L, 83-71)
.....	Shayna Gore - 17, Khadaijia Brooks - 15, Taylor Porter - 13, Taylor Pearson - 11, Kristen Mayo - 10
Had Four Players in Double Figures.....	vs. UTEP, 2/15/20 (W, 76-66)
.....	Kristen Mayo - 17, Savannah Wheeler - 16, Taylor Pearson - 14, Khadaijia Brooks - 12
Had Two Score 20+ Points.....	vs. Florida Atlantic, 2/1/20 (W, 85-75)
.....	Savannah Wheeler - 25, Kristen Mayo - 20
Had No Players in Double Figures .....	at Middle Tennessee (192 games), 2/19/14 (L, 75-36)
Had Two or More Players with a Double-Double.....	vs. Evansville, 11/28/18 (W, 72-65 OT)
.....	Khadaijia Brooks (19pts & 13rebs) & Taylor Pearson (12 rebs & 10pts)
Had Two Players with 10+ Rebs .....	vs. Louisiana Tech, 1/1/21 (L, 61-51 OT)
.....	Savannah Wheeler-11, Alexis Johnson-11
Had Three or More Players with 10+ Rebs.....	vs. Evansville, 11/29/18 (W, 72-65 OT)
.....	Khadaijia Brooks - 13, Taylor Pearson - 12, Ashley Saintigene - 11
No opposing players scored in double figures.....	vs. Bluefield State, 11/20/18 (W, 82-29)
Opposing starting five all in double figures .....	vs. Bowling Green, 12/7/19 (L, 82-69)
Allowed 40+ Bench Points .....	40, Florida Atlantic, 1/5/18 (L, 79-59)

\* Minimum of 5 free throws for free throw percentages


## THE LAST TIME CONTINUED...

### A MARSHALL PLAYER...

Scored 20-29 Points.....	Savannah Wheeler (25) vs. Radford, 12/6/20 (W, 68-59)
Scored 30-39 Points.....	Taylor Porter (30) vs. FIU, 3/7/19 (W, 87-42)
Scored 40+ Points .....	Kristina Behnfeldt (40) vs. Ohio, 2/10/99 (L, 74-72)
Had 15-19 Rebounds .....	Ashley Saintigene (16) vs. Longwood, 11/10/17 (W, 90-45)
Had 20+ Rebounds .....	Catie Knable (21) vs. Bowling Green, 2/16/02 (W, 56-43)
Had 10 Assists .....	Norrisha Victrum (11) at Morehead State, 11/13/15 (W, 104-101)
Had 5-9 Blocks.....	Mahogany Matthews (5) vs. Louisiana Tech, 1/2/21 (W, 61-57)
Had 10 Blocks.....	Sharon Deal (12) vs. Youngstown St, 3/4/89 (W, 63-59)
Had 5-9 Steals .....	Kia Sivils (5) vs. UTEP, 2/15/20 (W, 76-66)
Had 10 Steals.....	Stephanie Wine (14) vs. Western Carolina, 1/23/95 (W, 72-69)
Had a Double-Double .....	Alexis Johnson (16 points, 11 rebounds) vs. Louisiana Tech, 1/1/21 (L, 61-51 OT)
Made 6-7 3-pointers .....	Taylor Pearson (6-of-9) at Southern Miss, 2/6/20 (W, 80-65)
Made 8+ 3-pointers.....	Taylor Porter (10) vs. FIU, 3/7/19 (W, 87-42)

### AN OPPOSING PLAYER...

Scored 20-29 Points.....	Raizel Guinto (20) of Louisiana Tech, 1/2/21 (W, 61-57)
Scored 30-39 Points.....	Kierra Anthony (34) of LA Tech, 1/24/19 (W, 90-88 3OT)
Scored 40+ Points .....	Jennie Simms (43) of ODU, 1/1/17 (L, 73-69)
Had 15-19 Rebounds .....	Crystal Primm (18) of Florida Atlantic, 3/7/20 (L, 68-50)
Had 20+ Rebounds.....	Bayley Plummer (21) of Appalachian State, 3/25/19 (L, 83-71)
Had 10 Assists .....	Anastasia Hayes (10) of Middle Tennessee, 1/9/20 (L, 75-55)
Had 5 Blocks .....	Ryan Holder (5) of Towson, 12/21/19 (L, 59-56)
Had 5 Steals .....	Cierra Hooks (6) of Ohio, 11/13/19 (L, 67-51)
Had a Double-Double .....	Amber Dixon (10 points, 11 rebounds) of Louisiana Tech, 1/1/21 (L, 61-51 OT)
Had Two Players with a Double-Double .....	Southern Miss, 3/11/20 (W, 71-67 OT)
.....	Respect Leaphart (17 pts & 11 rebs) & Kelsey Jones (14 pts & 11 rebs)
Had a Triple-Double .....	Anastasia Hayes (17pts-11rebs-10ast.) of Middle Tennessee, 1/9/20 (L, 75-55)
Made 6-7 3-pointers .....	Ieva Spigule (6-of-10) of FIU, 1/30/20 (L, 68-65)
Made 8+ 3-pointers.....	Morgan McMillen (8-of-11) Bowling Green, 11/13/18 (L, 99-76)



# MARSHALL STARTING FIVE

## Opponents

## Score

vs. Morgan State		CANCELED				
vs. Radford	Sivils	Mayo	Mays	Wheeler	Roper	W, 68-59
at #9 Kentucky	Sivils	Mayo	Mays	Wheeler	Roper	L, 75-49
at St. Bonaventure		CANCELED				
vs. Morehead State		CANCELED				
vs. Louisiana Tech	Shy	Pearson	Johnson	Wheeler	Colclough	L, 61-51 (OT)
vs. Louisiana Tech	Shy	Pearson	Johnson	Wheeler	Colclough	W, 61-51
at Charlotte						
at Charlotte						
vs. WKU						
at WKU						
vs. FIU						
vs. FIU						
at Florida Atlantic						
at Florida Atlantic						
vs. Old Dominion						
vs. Old Dominion						
at Middle Tennessee						
at Middle Tennessee						
vs. Rice						
vs. Rice						
at North Texas						
at North Texas						

## Record with starting groups:

Sivils, Mayo, Mays, Wheeler, Roper: 1-1

Shy, Pearson, Johnson, Wheeler, Colclough: 1-1

## MARSHALL'S LARGEST IN 2020-21

Lead	17 vs. Louisiana Tech
Deficit	34 at #9 Kentucky
Margin of Victory	9 vs. Radford
Margin of Defeat	34 at #9 Kentucky
Halftime Lead	13 vs. Louisiana Tech
Halftime Deficit	15 at #9 Kentucky
Deficit in Win	7 vs. Radford
Lead in Loss	12 vs. Louisiana Tech
Halftime Deficit in Win	
Halftime Lead in Loss	10 vs. Louisiana Tech

## DOUBLE-DOUBLES IN 2020-21

1 by Alexis Johnson

## LED (TIED) THE TEAM IN...

	Pts.	Rebs.	Asts.	Blks.	Stls.
0 Sivils	-	-	1	-	-
1 McLean	-	-	-	-	-
2 Mayo	-	-	1	-	1
3 Mays	-	-	1	-	-
4 Wheeler	2	1	1	-	2
11 Mitric	-	-	2	-	-
20 Pearson	1	-	-	-	1
21 Liberatore	-	-	-	-	1
23 Johnson	2	3	-	-	2
24 Colclough	-	-	-	-	-
25 Matthews	-	-	-	3	1
32 Shy	-	1	1	-	1
34 Roper	-	-	-	-	-





# HEAD COACH TONY KEMPER

Fourth season • @CoachTonyKemper  
Career Record: 41-54, 21-31 (C-USA)



## Fort Hays State '01

Tony Kemper enters his fourth season as the head coach of the Marshall women's basketball team after being elevated to the position in March of 2017. Kemper had previously been an assistant coach with the women's program for five seasons before taking over.

Kemper led the Herd through a great improvement in his second season. He has brought some added excitement to the program as the attendance average for Marshall rose from 641 in 2016-17 to 1,153 in 2018-19. Kemper's 2019 recruiting class also ranked in the top 60 nationally.

After going 9-20 overall and 3-13 in C-USA in 2017-18, Marshall was predicted to finish 13th in the Conference USA 2018-19 preseason polls. Instead, the Herd rolled out an 8-win improvement overall and 7-wins better in conference play finishing 17-15 and 10-6 in C-USA, securing the No. 6 seed in the tournament. The 10 conference victories were the most C-USA wins for Marshall in program history. Following the conference tournament, the Herd earned a berth in the WBI, just the fourth postseason trip in program history. Marshall won its first round game 67-64 at Davidson before falling in the second round.

Following the 2019-20 season, Kemper increased his overall record to 39-52.

During the 2018-19 season, Marshall was fifth in the conference in points per game (67.3) and led the league in 3-point field goals made per game in conference action (8.9). The Herd also saw an increase in defensive production as Marshall was ranked 13th in C-USA in field goal percentage allowed in 2017-18 but jumped up to fifth in 2018-19. The Herd saw senior Taylor Porter honored twice as a Conference USA Player of the Week including once after breaking the Marshall single-game record draining 10 3-pointers in the senior day win over FIU.

Senior Shayna Gore was named First Team All-Conference USA. Gore was previously honored as Second Team All-Conference USA in 2017-18. The senior guard capped off her prestigious career under the guide of Kemper as just the third player in program history to score over 2,000 points (2,081). Her name can be found all throughout the record book including the program's all-time leader in 3-point field goals made with 303, more than twice the previous record of 146.

The Herd reached some other milestones in 2018-19 including earning a three-overtime victory at home against Louisiana Tech (Jan. 24). It was one of three overtime victories in 2018-19 after going 131 games – second-longest active streak in the NCAA at the time – without even playing an overtime contest. Marshall also earned its first win over Charlotte in the last 10 meetings (Jan. 5) and the team's first ever win over Middle Tennessee (Feb. 16) as Marshall was previously 0-8 against the Blue Raiders.

Kemper's teams have had major success in the classroom as well with seven college graduates over the last two years. The team's overall grade point average in 2017-18 was 3.23 and climbed up to 3.28 in 2018-19. His players have been honored 18 times on the Conference USA Commissioner's Honor Roll (cumulative GPA of 3.0 or better) and 11-time recipients of the C-USA Academic Medal for maintaining a GPA of 3.75 or higher.

During his first five seasons at Marshall as an assistant coach, Kemper has assisted in rebuilding a program that progressively increased its win total over the first four seasons - from 9 to 11

to 17 to 21 wins in the 2015-16 season. That 2015-16 win total was the most for Thundering Herd Women's Basketball in 29 seasons and, for the first time in school history, yielded a first-team All-Conference USA student-athlete for Marshall in Leah Scott.

He helped lead Marshall to two of only three postseason berths in the program's NCAA history, including its first postseason win in 2014-15 (WBI) and WNIT berth in 2015-16.

Kemper has also been heavily involved in the Thundering Herd's recruiting and academic success, helping sign the 34th-ranked class in 2017 and its group in 2015, which came in 52nd.

In the classroom, the program has placed 28 members on the Conference USA Commissioner's Honor Roll (3.0 cumulative GPA or better) and three more were given the Commissioner's Academic Medal (3.75).

Kemper came to Marshall from Central Arkansas, where he coached with now-former Marshall head coach Matt Daniel for three seasons. At UCA, Kemper helped the Sugar Bears to their first Division I conference title and three seasons of at least 21 wins. His tutelage of inside players helped gain two Southland Player of the Year honors and a Defensive Player of the Year.

Before joining the women's staff, Kemper served as an assistant coach for the Central Arkansas men's basketball program for four years.

Two professional players emerged from UCA during those seasons -- the leading scorer in Portugal's Proliga pro league in 2011, Nate Bowie, and professional center Durrell Nevels.


Prior to UCA, Kemper was an assistant coach at Hutchinson (Kansas) Community College - one of the nation's most successful junior college programs.

At Hutchinson, he oversaw day-to-day operations and directed the Blue Dragons' strength and conditioning efforts while also serving as a mathematics and physical education instructor.

The Logan, Kansas, native also held the head coaching spot at Quivira Heights High School in Bushton in 2003-04, guiding QHHS to a No. 1 seed to the regional tournament.

His coaching career began in 2002-03 as an assistant at Hill City (Kansas) High School. Kemper received a bachelor's degree in finance from Fort Hays State University in 2001 and a BBA in Business Education in 2003. He also earned a master's degree in organizational leadership from Fort Hays in 2008.

Kemper and his wife Sandra, a professor at Marshall in the Communications Disorders Department, live in Huntington with sons Brayden and Landry and daughter Jolie.





# 0 Kia Sivils

5-7 | G | Louisville, Ky.  
Sacred Heart HS

Opponent	Date	gs	min	Total		3-Pointers		Free throws		Rebounds											
				fg-fga	pct	3fg-fga	pct	ft-fa	pct	off	def	tot	avg	pf	a	t/o	blk	stl	pts	avg	
RADFORD	12/6/20	*	31	1-3	.333	0-1	.000	0-2	.000	2	1	3	3.0	1	3	1	1	1	2	2.0	
at Kentucky	12/09/20	*	27	0-4	.000	0-1	.000	0-0	.000	0	1	1	2.0	2	0	3	0	0	0	1.0	
Totals			2	58	1-7	.143	0-2	.000	0-2	.000	2	2	4	2.0	3	3	4	1	1	2	1.0

Games played: 2  
Minutes/game: 29.0  
Points/game: 1.0  
FG Pct: 14.3  
3FG Pct: 0.0  
FT Pct: 0.0

Rebounds/game: 2.0  
Assists/game: 1.5  
Turnovers/game: 2.0  
Assist/turnover ratio: 0.8  
Steals/game: 0.5  
Blocks/game: 0.5

## CAREER HIGHS

### POINTS

S:.....2 vs. Radford, 12/6/20  
C: ..... 16 (2x) last vs. ODU, 2/22/20

### FIELD GOALS

S:.....1 vs. Radford, 12/6/20  
C: .....7 at North Texas, 1/4/20

### FGA

S:..... 4 at #9 Kentucky, 12/9/20  
C: ..... 8 at Bowling Green, 11/13/18

### 3-POINTERS

S:.....  
C: .....3 vs. ODU, 2/22/20

### 3PTA

S:1 (2x) last at #9 Kentucky, 12/9/20  
C: ..... 3 (2x) last vs. ODU, 2/22/20

### FREE THROWS

S:.....  
C: ..... 3 at Wisconsin, 12/4/18

### FTA

S:.....2 vs. Radford, 12/6/20  
C: ....4 (4x) last at Rutgers, 12/15/19

### REBOUNDS

S:.....3 vs. Radford, 12/6/20  
C: ..... 8 vs. Charlotte, 1/5/19

### ASSISTS

S:.....3 vs. Radford, 12/6/20  
C: ..... 5 (2x) last at USM, 2/6/20

### BLOCKS

S:.....1 vs. Radford, 12/6/20  
C: ..... 2 (2x) last vs. UAB, 1/11/20

### STEALS

S:.....1 vs. Radford, 12/6/20  
C: .....5 (2x) last vs. UTEP, 2/15/20

### MINUTES

S:.....31 vs. Radford, 12/6/20  
C: .....32 vs. Evansville, 11/29/18

## Career Superlatives

	Sea.	Car.
10+ Pts:	0	3
20+ Pts:	0	0
5+ Rebs:	0	7
10+ Rebs:	0	0
5+ Asts:	0	2
2+ Blks:	0	2
2+ Stls:	0	15
Double-Double:	0	0



## CAREER STATISTICS

			Total		3-Point		F-Throws		Rebounds											Scoring	
Season	gp-gs	min/avg	fg-fga	pct	fg-fga	pct	ft-fa	pct	off	def	tot	avg	pf	fo	ast	to	blk	stl	pts	avg	
2018-19	32-0	653/20.4	43-111	.387	6-23	.261	15-31	.484	54	45	99	3.1	54	0	37	33	7	28	107	3.3	
2019-20	28-6	635/22.7	41-94	.436	6-20	.300	15-33	.455	32	34	66	2.4	61	0	34	19	9	29	103	3.7	
2020-21	2-2	58/29.0	1-7	.143	0-2	.000	0-2	.000	2	2	4	2.0	3	0	3	4	1	1	2	1.0	
TOTAL	62-8	1346/21.7	85-212	.401	12-45	.267	30-66	.455	88	81	169	2.7	118	0	74	56	17	58	212	3.4	



# 1 Christiana McLean

5-6 | G | Wake Forest, N.C  
Heritage HS

## CAREER HIGHS

### POINTS

S: .....  
C: .....

### FIELD GOALS

S: .....  
C: .....

### FGA

S: .....  
C: .....

### 3-POINTERS

S: .....  
C: .....

### 3PTA

S: .....  
C: .....

### FREE THROWS

S: .....  
C: .....

### FTA

S: .....  
C: .....

### REBOUNDS

S: .....  
C: .....

### ASSISTS

S: .....  
C: .....

### BLOCKS

S: .....  
C: .....

### STEALS

S: .....  
C: .....

### MINUTES

S: .....  
C: .....

Redshirted the 2019-20 season.

### Career Superlatives

	Sea.	Car.
10+ Pts:	0	0
20+ Pts:	0	0
5+ Rebs:	0	0
10+ Rebs:	0	0
5+ Asts:	0	0
2+ Blks:	0	0
2+ Stls:	0	0
Double-Double:	0	0



## CAREER STATISTICS





# 2 Kristen Mayo

5-5 | G | Grayson, Ky.  
East Carter HS

Opponent	Date	gs	min	Total		3-Pointers		Free throws		Rebounds											
				fg-fga	pct	3fg-fga	pct	ft-fa	pct	off	def	tot	avg	pf	a	t/o	blk	stl	pts	avg	
RADFORD	12/6/20	*	29	1-8	.125	0-3	.000	5-6	.833	0	6	6	6.0	2	3	1	0	3	7	7.0	
at Kentucky	12/09/20	*	31	1-7	.143	0-4	.000	1-2	.500	0	3	3	4.5	2	1	3	0	2	3	5.0	
Totals			2	60	2-15	.133	0-7	.000	6-8	.750	0	9	9	4.5	4	4	4	0	5	10	5.0

Games played: 2  
Minutes/game: 30.0  
Points/game: 5.0  
FG Pct: 13.3  
3FG Pct: 0.0  
FT Pct: 75.0

Rebounds/game: 4.5  
Assists/game: 2.0  
Turnovers/game: 2.0  
Assist/turnover ratio: 1.0  
Steals/game: 2.5

## CAREER HIGHS

### POINTS

S:.....7 vs. Radford, 12/6/20  
C: .....22 vs. USM, 3/11/20

### FIELD GOALS

S:1 (2x) last at #9 Kentucky, 12/9/20  
C: .....8 (2x) last vs. BGSU, 12/7/19

### FGA

S:.....8 vs. Radford, 12/6/20  
C: .....14 (3x) last vs. USM, 3/11/20

### 3-POINTERS

S:.....  
C: .....6 vs. Coppin State, 12/1/18

### 3PTA

S:.....4 at #9 Kentucky, 12/9/20  
C: .....10 vs. Bowling Green, 12/7/19

### FREE THROWS

S:.....5 vs. Radford, 12/6/20  
C: .....7 at Charlotte, 1/16/20

### FTA

S:.....6 vs. Radford, 12/6/20  
C: .....9 (2x) last vs. USM, 3/11/20

### REBOUNDS

S:.....6 vs. Radford, 12/6/20  
C: .....8 at UTEP, 1/31/19

### ASSISTS

S:.....3 vs. Radford, 12/6/20  
C: .8 (2x) last vs. Tenn. St. 12/15/18

### BLOCKS

S:.....  
C: .....1 (6) last vs. WKU, 1/25/20

### STEALS

S:.....3 vs. Radford, 12/6/20  
C: .....5 vs. KCU, 11/5/19

### MINUTES

S:.....31 at #9 Kentucky, 12/9/20  
C: .....43 vs. LA Tech, 1/24/19

## Career Superlatives

	Sea.	Car.
10+ Pts:	0	35
20+ Pts:	0	3
5+ Rebs:	1	16
10+ Rebs:	0	0
5+ Asts:	0	11
2+ Blks:	0	0
2+ Stls:	2	33
Double-Double:	0	0



## CAREER STATISTICS

			Total		3-Point		F-Throws		Rebounds										Scoring	
Season	gp-gs	min/avg	fg-fga	pct	fg-fga	pct	ft-fa	pct	off	def	tot	avg	pf	fo	ast	to	blk	stl	pts	avg
2017-18	29-25	821/28.3	70-214	.327	34-94	.362	31-42	.738	7	67	74	2.6	57	0	85	75	2	31	205	7.1
2018-19	32-31	963/30.1	79-220	.359	40-132	.303	37-41	.902	6	91	97	3.0	53	1	96	71	2	41	235	7.3
2019-20	30-30	931/31.0	108-307	.352	46-160	.288	65-92	.707	13	78	91	3.0	54	1	64	49	2	38	327	10.9
2020-21	2-2	60/30.0	2-15	.133	0-7	.000	6-8	.750	0	9	9	4.5	4	0	4	4	0	5	10	5.0
TOTAL	93-88	2775/29.8	259-756	.343	120-393	.305	139-183	.760	26	245	271	2.9	168	2	249	199	6	115	777	8.4



# 3 CC Mays

5-8 | G | Tampa, Fla.  
Seffner Christian Academy

Opponent	Date	gs	min	Total		3-Pointers		Free throws		Rebounds				pf	a	t/o	blk	stl	pts	avg	
				fg-fga	pct	3fg-fga	pct	ft-fa	pct	off	def	tot	avg								
RADFORD	12/6/20	*	26	2-8	.250	0-2	.000	0-2	.000	3	2	5	5.0	2	2	0	0	1	4	4.0	
at Kentucky	12/09/20	*	19	1-4	.250	1-3	.333	3-4	.750	0	1	1	3.0	5	1	1	0	0	6	5.0	
LOUISIANA TECH	1/1/21		16	0-2	.000	0-0	.000	0-0	.000	0	1	1	2.3	5	0	3	0	0	0	3.3	
LOUISIANA TECH	1/2/21		20	3-7	.429	0-0	.000	2-2	1.000	2	3	5	3.0	1	3	2	0	0	8	4.5	
Totals			2	81	6-21	.286	1-5	.200	5-8	.625	5	7	12	3.0	13	6	6	0	1	18	4.5

Games played: 4  
Minutes/game: 20.3  
Points/game: 4.5  
FG Pct: 28.6  
3FG Pct: 20.0  
FT Pct: 62.5

Rebounds/game: 3.0  
Assists/game: 1.5  
Turnovers/game: 1.5  
Assist/turnover ratio: 1.0  
Steals/game: 0.3

## CAREER HIGHS

### POINTS

S:..... 8 vs. Louisiana Tech, 1/2/21  
C: ..... 8 vs. Louisiana Tech, 1/2/21

### FIELD GOALS

S:..... 3 vs. Louisiana Tech, 1/2/21  
C: ..... 3 vs. Louisiana Tech, 1/2/21

### FGA

S:.....8 vs. Radford, 12/6/20  
C: .....8 vs. Radford, 12/6/20

### 3-POINTERS

S:..... 1 at #9 Kentucky, 12/9/20  
C: ..... 1 at #9 Kentucky, 12/9/20

### 3PTA

S:..... 3 at #9 Kentucky, 12/9/20  
C: ..... 3 at #9 Kentucky, 12/9/20

### FREE THROWS

S:..... 3 at #9 Kentucky, 12/9/20  
C: ..... 3 at #9 Kentucky, 12/9/20

### FTA

S:..... 4 at #9 Kentucky, 12/9/20  
C: ..... 4 at #9 Kentucky, 12/9/20

### REBOUNDS

S:..... 5 2x, last vs. LA Tech, 1/2/21  
C: ..... 5 2x, last vs. LA Tech, 1/2/21

### ASSISTS

S:..... 3 vs. Louisiana Tech, 1/2/21  
C: ..... 3 vs. Louisiana Tech, 1/2/21

### BLOCKS

S:.....  
C: .....

### STEALS

S:.....1 vs. Radford, 12/6/20  
C: .....1 vs. Radford, 12/6/20

### MINUTES

S:.....26 vs. Radford, 12/6/20  
C: .....26 vs. Radford, 12/6/20

## Career Superlatives

	Sea.	Car.
10+ Pts:	0	0
20+ Pts:	0	0
5+ Rebs:	2	2
10+ Rebs:	0	0
5+ Asts:	0	0
2+ Blks:	0	0
2+ Stls:	0	0
Double-Double:	0	0



## CAREER STATISTICS

			Total		3-Point		F-Throws		Rebounds										Scoring	
Season	gp-gs	min/avg	fg-fga	pct	fg-fga	pct	ft-fa	pct	off	def	tot	avg	pf	fo	ast	to	blk	stl	pts	avg
2020-21	4-2	81/20.3	6-21	.286	1-5	.200	5-8	.625	5	7	12	3.0	13	2	6	6	0	1	18	4.5
TOTAL	4-2	81/20.3	6-21	.286	1-5	.200	5-8	.625	5	7	12	3.0	13	2	6	6	0	1	18	4.5



# 4 Savannah Wheeler

5-6 | G | Catlettsburg, Ky.  
Boyd County HS

				Total		3-Pointers		Free throws		Rebounds											
Opponent	Date	gs	min	fg-fga	pct	3fg-fga	pct	ft-fa	pct	off	def	tot	avg	pf	a	t/o	blk	stl	pts	avg	
RADFORD	12/6/20	*	27	7-16	.438	3-9	.333	8-12	.667	0	3	3	3.0	0	1	1	1	2	25	25.0	
at Kentucky	12/09/20	*	28	2-10	.200	0-5	.000	5-6	.833	1	2	3	3.0	0	1	1	0	1	9	17.0	
LOUISIANA TECH	1/1/21	*	41	1-7	.143	0-4	.000	5-6	.833	2	9	11	5.7	2	5	7	0	3	7	13.7	
LOUISIANA TECH	1/2/21	*	31	3-10	.300	3-10	.300	7-8	.875	0	2	2	4.8	2	1	2	0	1	16	14.3	
Totals		4	127	13-43	.302	6-28	.214	25-32	.781	3	16	19	4.8	4	8	11	1	7	57	14.3	

Games played: 4  
Minutes/game: 31.8  
Points/game: 14.3  
FG Pct: 30.2  
3FG Pct: 21.4  
FT Pct: 78.1

Rebounds/game: 4.8  
Assists/game: 2.0  
Turnovers/game: 2.8  
Assist/turnover ratio: 0.7  
Steals/game: 1.8  
Blocks/game: 0.3

## CAREER HIGHS

### POINTS

S:.....25 vs. Radford, 12/6/20  
C: .25 (2x) last vs. Radford, 12/6/20

### FIELD GOALS

S:.....7 vs. Radford, 12/6/20  
C: .....9 vs. FAU, 2/1/20

### FGA

S:.....16 vs. Radford, 12/6/20  
C: .....16 vs. Radford, 12/6/20

### 3-POINTERS

S:.....3 2x, last vs. LA Tech, 1/2/21  
C: .....5 vs. Norfolk State, 11/9/19

### 3PTA

S:.....10 vs. LA Tech, 1/2/21  
C: .....10 vs. LA Tech, 1/2/21

### FREE THROWS

S:.....8 vs. Radford, 12/6/20  
C: .....13 vs. USM, 3/11/20

### FTA

S:.....12 vs. Radford, 12/6/20  
C: .....14 vs. USM, 3/11/20

### REBOUNDS

S:.....11 vs. Louisiana Tech, 1/1/21  
C: .....11 vs. Louisiana Tech, 1/1/21

### ASSISTS

S:.....5 vs. Louisiana Tech, 1/1/21  
C: .....7 vs. Bowling Green, 12/7/19

### BLOCKS

S:.....1 vs. Radford, 12/6/20  
C: ...1 (5x) last vs. Radford, 12/6/20

### STEALS


S:.....3 vs. Louisiana Tech, 1/1/21  
C: .....5 at Evansville, 11/24/19

### MINUTES

S:.....41 vs. Louisiana Tech, 1/1/21  
C: .....41 vs. Louisiana Tech, 1/1/21

### Career Superlatives

	Sea.	Car.
10+ Pts:	2	26
20+ Pts:	1	3
5+ Rebs:	1	8
10+ Rebs:	1	1
5+ Asts:	1	5
2+ Blks:	0	0
2+ Stls:	2	14
Double-Double:	0	0



## CAREER STATISTICS

			Total		3-Point		F-Throws		Rebounds										Scoring	
Season	gp-gs	min/avg	fg-fga	pct	fg-fga	pct	ft-fita	pct	off	def	tot	avg	pf	fo	ast	to	blk	stl	pts	avg
2019-20	30-17	873/29.1	113-290	.390	47-140	.336	130-155	.839	19	77	96	3.2	89	3	83	74	4	41	403	13.4
2020-21	4-4	127/31.8	13-43	.302	6-28	.214	25-32	.781	3	16	19	4.8	4	0	8	11	1	7	57	14.3
TOTAL	34-21	1000/29.4	126-333	.378	53-168	.315	155-187	.829	22	93	115	3.4	93	3	91	85	5	48	460	13.5

# 5 Samantha LaFon

6-0 | F | Chesapeake, Ohio  
Ironton HS

## CAREER HIGHS

### POINTS

S:.....

C: .....

### FIELD GOALS

S:.....

C: .....

### FGA

S:.....

C: .....

### 3-POINTERS

S:.....

C: .....

### 3PTA

S:.....

C: .....

### FREE THROWS

S:.....

C: .....

### FTA

S:.....

C: .....

### REBOUNDS

S:.....

C: .....

### ASSISTS

S:.....

C: .....

### BLOCKS

S:.....

C: .....

### STEALS

S:.....

C: .....

### MINUTES

S:.....

C: .....

### Career Superlatives

	Sea.	Car.
10+ Pts:	0	0
20+ Pts:	0	0
5+ Rebs:	0	0
10+ Rebs:	0	0
5+ Asts:	0	0
2+ Blks:	0	0
2+ Stls:	0	0
Double-Double:	0	0

## CAREER STATISTICS





# 11 Ksenija Mitric

5-8 | G | Banja Luka, Bosnia & Herzegovina | Celje Basketball Club

Opponent	Date	gs	min	Total		3-Pointers		Free throws		Rebounds				pf	a	t/o	blk	stl	pts	avg
				fg-fga	pct	3fg-fga	pct	ft-fga	pct	off	def	tot	avg							
RADFORD	12/6/20		22	3-10	.300	2-6	.333	0-0	.000	0	2	2	2.0	1	3	0	0	0	8	8.0
at Kentucky	12/09/20		17	0-4	.000	0-4	.000	0-0	.000	0	2	2	2.0	0	3	3	0	0	0	4.0
Totals		0	39	3-14	.214	2-10	.200	0-0	.000	0	4	4	2.0	1	6	3	0	0	8	4.0

Games played: 2  
Minutes/game: 19.5  
Points/game: 4.0  
FG Pct: 21.4  
3FG Pct: 20.0

Rebounds/game: 2.0  
Assists/game: 3.0  
Turnovers/game: 1.5  
Assist/turnover ratio: 2.0

## CAREER HIGHS

### POINTS

S:.....8 vs. Radford, 12/6/20  
C: .....Same

### FIELD GOALS

S:.....3 vs. Radford, 12/6/20  
C: .....Same

### FGA

S:.....10 vs. Radford, 12/6/20  
C: .....Same

### 3-POINTERS

S:.....2 vs. Radford, 12/6/20  
C: .....Same

### 3PTA

S:.....6 vs. Radford, 12/6/20  
C: .....Same

### FREE THROWS

S:.....  
C: .....

### FTA

S:.....  
C: .....

### REBOUNDS

S:2 (2x) last at #9 Kentucky, 12/9/20  
C: .....Same

### ASSISTS

S:3 (2x) last at #9 Kentucky, 12/9/20  
C: .....Same

### BLOCKS

S:.....  
C: .....

### STEALS

S:.....  
C: .....

### MINUTES

S:.....22 vs. Radford, 12/6/20  
C: .....Same

### Career Superlatives

	Sea.	Car.
10+ Pts:	0	0
20+ Pts:	0	0
5+ Rebs:	0	0
10+ Rebs:	0	0
5+ Asts:	0	0
2+ Blks:	0	0
2+ Stls:	0	0
Double-Double:	0	0



## CAREER STATISTICS

			Total		3-Point		F-Throws		Rebounds										Scoring	
Season	gp-gs	min/avg	fg-fga	pct	fg-fga	pct	ft-fga	pct	off	def	tot	avg	pf	fo	ast	to	blk	stl	pts	avg
2020-21	2-0	39/19.5	3-14	.214	2-10	.200	0-0	.000	0	4	4	2.0	1	0	6	3	0	0	8	4.0
TOTAL	2-0	39/19.5	3-14	.214	2-10	.200	0-0	.000	0	4	4	2.0	1	0	6	3	0	0	8	4.0



# 20 Taylor Pearson

5-7 | F | Columbus, Ohio  
Northland HS

Opponent	Date	gs	min	Total		3-Pointers		Free throws		Rebounds										
				fg-fga	pct	3fg-fga	pct	ft-fa	pct	off	def	tot	avg	pf	a	t/o	blk	stl	pts	avg
RADFORD	12/6/20		dnp	-	-	-	-	-	-	-	-	-	-	-	-	-	-	-	-	-
LOUISIANA TECH	1/1/21	*	41	6-11	.545	3-8	.375	1-2	.500	0	6	6	6.0	1	3	1	2	0	16	16.0
LOUISIANA TECH	1/2/21	*	33	3-9	.333	1-4	.250	3-4	.750	1	3	4	5.0	4	1	4	0	1	10	13.0
Totals		2	74	9-20	.450	4-12	.333	4-6	.667	1	9	10	5.0	5	4	5	2	1	26	13.0

Games played: 2  
Minutes/game: 37.0  
Points/game: 13.0  
FG Pct: 45.0  
3FG Pct: 33.3  
FT Pct: 66.7

Rebounds/game: 5.0  
Assists/game: 2.0  
Turnovers/game: 2.5  
Assist/turnover ratio: 0.8  
Steals/game: 0.5  
Blocks/game: 1.0

## CAREER HIGHS

### POINTS

S:..... 16 vs. Louisiana Tech, 1/1/21  
C: .....24 at WKU, 2/20/20

### FIELD GOALS

S:..... 6 vs. Louisiana Tech, 1/1/21  
C: .....10 at WKU, 2/20/20

### FGA

S:..... 11 vs. Louisiana Tech, 1/1/21  
C: .....15 at WKU, 2/20/20

### 3-POINTERS

S:..... 3 vs. Louisiana Tech, 1/1/21  
C: .....6 at USM, 2/6/20

### 3PTA

S:..... 8 vs. Louisiana Tech, 1/1/21  
C: .....9 at USM, 2/6/20

### FREE THROWS

S:..... 3 vs. Louisiana Tech, 1/1/21  
C: .....6 (3x) last vs. FAU, 2/1/20

### FTA

S:..... 4 vs. Louisiana Tech, 1/2/21  
C: .....8 (2x) last vs. WKU, 1/25/20

### REBOUNDS

S:..... 6 vs. Louisiana Tech, 1/1/21  
C: .....12 (2x) last vs. UTEP, 3/13/19

### ASSISTS

S:..... 3 vs. Louisiana Tech, 1/1/21  
C: .....5 (2x) last vs. KCU, 11/5/19

### BLOCKS

S:..... 2 vs. Louisiana Tech, 1/1/21  
C: .. 2 twice, last vs. LA Tech, 1/1/21

### STEALS

S:..... 1 vs. Louisiana Tech, 1/2/21  
C: .....3 vs. KCU, 12/18/19

### MINUTES

S:..... 41 vs. Louisiana Tech, 1/1/21  
C: .....44 vs. UTEP, 3/13/19

## Career Superlatives

	Sea.	Car.
10+ Pts:	2	32
20+ Pts:	0	2
5+ Rebs:	1	45
10+ Rebs:	0	3
5+ Asts:	0	2
2+ Blks:	1	2
2+ Stls:	0	12
Double-Double:	0	2



## CAREER STATISTICS

			Total		3-Point		F-Throws		Rebounds											Scoring	
Season	gp-gs	min/avg	fg-fga	pct	fg-fga	pct	ft-fa	pct	off	def	tot	avg	pf	fo	ast	to	blk	stl	pts	avg	
2017-18	29-4	572/19.7	54-140	.386	14-51	.275	40-55	.727	33	61	94	3.2	57	0	30	44	2	13	162	5.6	
2018-19	30-26	742/24.7	68-188	.362	11-59	.186	28-53	.528	44	123	167	5.6	66	0	32	54	2	22	175	5.8	
2019-20	30-28	885/29.5	111-262	.424	53-134	.396	58-79	.734	33	124	157	5.2	68	1	45	65	4	19	333	11.1	
2020-21	2-2	74/37.0	9-20	.450	4-12	.333	4-6	.667	1	9	10	5.0	5	0	4	5	2	1	26	13.0	
TOTAL	91-60	2273/25.0	242-610	.397	82-256	.320	130-193	.674	111	317	428	4.7	196	1	111	168	10	55	696	7.6	



# 21 Sarah Liberatore

5-10 | G | Greensburg, Pa.  
Hempfield Area HS

Opponent	Date	gs	min	Total		3-Pointers		Free throws		Rebounds				pf	a	t/o	blk	stl	pts	avg
				fg-fga	pct	3fg-fga	pct	ft-fa	pct	off	def	tot	avg							
RADFORD	12/6/20	5		0-1	.000	0-1	.000	0-0	.000	0	0	0	0.0	0	0	1	0	0	0	0.0
at Kentucky	12/09/20	2		0-0	.000	0-0	.000	0-0	.000	0	0	0	0.0	1	0	1	0	0	0	0.0
LOUISIANA TECH	1/1/21	9		1-3	.333	1-2	.500	0-0	.000	0	0	0	0.0	0	0	1	0	0	3	1.0
LOUISIANA TECH	1/2/21	8		1-2	.500	0-1	.000	0-1	.000	0	0	0	0.0	0	0	0	0	1	2	1.3
Totals		0	24	2-6	.333	1-4	.250	0-1	.000	0	0	0	0.0	1	0	3	0	1	5	1.3

Games played: 4

Minutes/game: 6.0

Points/game: 1.3

FG Pct: 33.3

3FG Pct: 25.0

FT Pct: 0.0

Turnovers/game: 0.8

Steals/game: 0.3

## CAREER HIGHS

### POINTS

S:..... 3 vs. LA Tech, 1/1/21

C: ..... 3 vs. LA Tech, 1/1/21

### FIELD GOALS

S:... 1 twice, last vs. LA Tech, 1/2/21

C: .. 1 twice, last vs. LA Tech, 1/2/21

### FGA

S:..... 3 vs. LA Tech, 1/1/21

C: ..... 3 vs. LA Tech, 1/1/21

### 3-POINTERS

S:..... 1 vs. LA Tech, 1/1/21

C: ..... 1 vs. LA Tech, 1/1/21

### 3PTA

S:..... 2 vs. LA Tech, 1/1/21

C: ..... 2 vs. LA Tech, 1/1/21

### FREE THROWS

S:.....

C: .....

### FTA

S:..... 1 vs. LA Tech, 1/1/21

C: ..... 1 vs. LA Tech, 1/1/21

### REBOUNDS

S:.....

C: .....

### ASSISTS

S:.....

C: .....

### BLOCKS

S:.....

C: .....

### STEALS

S:..... 1 vs. LA Tech, 1/1/21

C: ..... 1 vs. LA Tech, 1/1/21

### MINUTES

S:..... 9 vs. Louisiana Tech, 1/1/21

C: ..... 9 vs. Louisiana Tech, 1/1/21

## Career Superlatives

	Sea.	Car.
10+ Pts:	0	0
20+ Pts:	0	0
5+ Rebs:	0	0
10+ Rebs:	0	0
5+ Asts:	0	0
2+ Blks:	0	0
2+ Stls:	0	0
Double-Double:	0	0



## CAREER STATISTICS

			Total		3-Point		F-Throws		Rebounds											Scoring	
Season	gp-gs	min/avg	fg-fga	pct	fg-fga	pct	ft-fa	pct	off	def	tot	avg	pf	fo	ast	to	blk	stl	pts	avg	
2020-21	4-0	24/6.0	2-6	.333	1-4	.250	0-1	.000	0	0	0	0.0	1	0	0	3	0	1	5	1.3	
TOTAL	4-0	24/6.0	2-6	.333	1-4	.250	0-1	.000	0	0	0	0.0	1	0	0	3	0	1	5	1.3	



# 23 Alexis Johnson

5-10 | F | Southfield, Mich.  
Southfield HS for the Arts & Tech.

Opponent	Date	gs	min	Total		3-Pointers		Free throws		Rebounds				pf	a	t/o	blk	stl	pts	avg
				fg-fga	pct	3fg-fga	pct	ft-fa	pct	off	def	tot	avg							
RADFORD	12/6/20		21	6-11	.545	0-2	.000	0-2	.000	5	4	9	9.0	1	1	0	0	1	12	12.0
at Kentucky	12/09/20		25	6-9	.667	2-2	1.000	2-4	.500	2	2	4	6.5	3	0	1	0	3	16	14.0
LOUISIANA TECH	1/1/21	*	34	7-11	.636	0-1	.000	2-2	1.000	0	11	11	8.0	2	0	3	0	1	16	14.7
LOUISIANA TECH	1/2/21	*	29	2-6	.333	0-1	.000	0-0	.000	1	6	7	7.8	1	0	1	0	1	4	12.0
Totals		2	109	21-37	.568	2-6	.333	4-8	.500	8	23	31	7.8	7	1	5	0	6	48	12.0

Games played: 4  
Minutes/game: 27.3  
Points/game: 12.0  
FG Pct: 56.8  
3FG Pct: 33.3  
FT Pct: 50.0

Rebounds/game: 7.8  
Assists/game: 0.3  
Turnovers/game: 1.3  
Assist/turnover ratio: 0.2  
Steals/game: 1.5

## CAREER HIGHS

### POINTS

S: 16 twice, last vs. LA Tech, 1/1/21  
S: 16 twice, last vs. LA Tech, 1/1/21

### FIELD GOALS

S: ..... 7 vs. LA Tech, 1/1/21  
C: ..... 7 vs. LA Tech, 1/1/21

### FGA

S: 11 twice, last vs. LA Tech, 1/1/21  
C: 11 twice, last vs. LA Tech, 1/1/21

### 3-POINTERS

S: ..... 2 at #9 Kentucky, 12/9/20  
C: ..... 2 at #9 Kentucky, 12/9/20

### 3PTA

S: 2 (2x) last at #9 Kentucky, 12/9/20  
C: 2 (3x) last at #9 Kentucky, 12/9/20

### FREE THROWS

S: ... 2 twice, last vs. LA Tech, 1/1/21  
C: ..... 2 (4x) last vs. LA Tech, 1/1/21

### FTA

S: ..... 4 at #9 Kentucky, 12/9/20  
C: 4 (2x) last at #9 Kentucky, 12/9/20

### REBOUNDS

S: ..... 11 vs. LA Tech, 1/1/21  
C: ..... 11 vs. LA Tech, 1/1/21

### ASSISTS

S: ..... 1 vs. Radford, 12/6/20  
C: ... 1 (3x) last vs. Radford, 12/6/20

### BLOCKS

S: .....  
C: ..... N/A

### STEALS

S: ..... 3 at #9 Kentucky, 12/9/20  
C: 3 (2x) last at #9 Kentucky, 12/9/20

### MINUTES

S: ..... 34 vs. LA Tech, 1/1/21  
C: ..... 34 vs. LA Tech, 1/1/21

## Career Superlatives

	Sea.	Car.
10+ Pts:	3	3
20+ Pts:	0	0
5+ Rebs:	3	4
10+ Rebs:	1	1
5+ Asts:	0	0
2+ Blks:	0	0
2+ Stls:	1	2
Double-Double:	1	1



## CAREER STATISTICS

			Total		3-Point		F-Throws		Rebounds										Scoring	
Season	gp-gs	min/avg	fg-fga	pct	fg-fga	pct	ft-fa	pct	off	def	tot	avg	pf	fo	ast	to	blk	stl	pts	avg
2019-20	15-0	88/5.9	11-23	.478	1-4	.250	4-10	.400	6	18	24	1.6	18	0	2	7	0	6	27	1.8
2020-21	4-2	109/27.3	21-37	.568	2-6	.333	4-8	.500	8	23	31	7.8	7	0	1	5	0	6	48	12.0
TOTAL	19-2	197/10.4	32-60	.533	3-10	.300	8-18	.444	14	41	55	2.9	25	0	3	12	0	12	75	3.9





# 24 Kennedi Colclough

6-0 | F | Crofton, Md.  
Stetson University

Opponent	Date	gs	min	Total		3-Pointers		Free throws		Rebounds				pf	a	t/o	blk	stl	pts	avg
				fg-fga	pct	3fg-fga	pct	ft-fa	pct	off	def	tot	avg							
RADFORD	12/6/20		dnp	-	-	-	-	-	-	-	-	-	-	-	-	-	-	-	-	-
LOUISIANA TECH	1/1/21	*	29	2-6	.333	0-1	.000	0-0	.000	2	2	4	4.0	4	2	3	4	1	4	4.0
LOUISIANA TECH	1/2/21	*	26	4-6	.667	0-0	.000	0-0	.000	1	2	3	3.5	2	2	2	2	0	8	6.0
Totals		2	55	6-12	.500	0-1	.000	0-0	.000	3	4	7	3.5	6	4	5	6	1	12	6.0

Games played: 2  
Minutes/game: 27.5  
Points/game: 6.0  
FG Pct: 50.0  
3FG Pct: 0.0

Rebounds/game: 3.5  
Assists/game: 2.0  
Turnovers/game: 2.5  
Assist/turnover ratio: 0.8  
Steals/game: 0.5  
Blocks/game: 3.0

## CAREER HIGHS

### POINTS

S:..... 8 vs. Louisiana Tech, 1/2/21  
C: ... 25 vs. Trinity Baptist, 11/23/19

### FIELD GOALS

S:..... 4 vs. Louisiana Tech, 1/2/21  
C: ... 10 vs. Trinity Baptist, 11/23/19

### FGA

S:... 6 twice, last vs. LA Tech, 1/2/21  
C: ..... 17 vs. Florida, 11/22/17

### 3-POINTERS

S:.....  
C: ...2 (2x) last vs. Florida, 11/22/17

### 3PTA

S:..... 1 vs. LA Tech, 1/1/21  
C: ..... 4 vs. Florida, 11/22/17

### FREE THROWS

S:.....  
C: ..... 8 vs. Webber Int., 11/11/16

### FTA

S:.....  
C: ..... 12 vs. Webber Int., 11/11/16

### REBOUNDS

S:..... 4 vs. Louisiana Tech, 1/1/21  
C:13 (2x) last at Jacksonville, 1/18/20

### ASSISTS

S:... 2 twice, last vs. LA Tech, 1/2/21  
C: ...4 vs. Delaware State, 12/30/17

### BLOCKS

S:..... 4 vs. Louisiana Tech, 1/1/21  
C: ..... 4 vs. Louisiana Tech, 1/1/21

### STEALS

S:..... 1 vs. Louisiana Tech, 1/1/21  
C ..... 3 vs. Chattanooga, 11/15/17

### MINUTES

S:..... 29 vs. Louisiana Tech, 1/1/21  
C: ....40 (2x) last vs. WKU, 12/16/17

### Career Superlatives

	Sea.	Car.
10+ Pts:	0	26
20+ Pts:	0	3
5+ Rebs:	0	29
10+ Rebs:	0	6
5+ Asts:	0	0
2+ Blks:	2	5
2+ Stls:	0	11
Double-Double:	0	6

### CAREER STATISTICS (From Stetson University)

	GP	GS	MIN	AVG	FG	FGA	PCT	FG	FGA	PCT	FT	FTA	PCT	OFF	DEF	TOT	AVG	PF	FO	AST	AST/G	T/O	BLK	STL	PTS	AVG
2016-17	30	4	401	13.4	59	109	.541	2	4	.500	24	39	.615	43	51	94	3.1	58	0	15	0.5	24	8	14	144	4.8
2017-18	17	17	564	33.2	87	185	.470	3	16	.188	44	54	.815	36	79	115	6.8	42	2	29	1.7	50	2	14	221	13.0
2018-19	1	0	7	7.0	1	2	.500	0	0	.000	1	2	.500	1	1	2	2.0	1	0	0	0.0	1	0	0	3	3.0
2019-20	23	6	414	18.0	62	133	.466	0	6	.000	29	50	.580	31	69	100	4.3	44	2	18	0.8	41	8	12	153	6.7
Total	71	27	1386	19.5	209	429	.487	5	26	.192	98	145	.676	111	200	311	4.4	145	4	62	0.9	116	18	40	521	7.3

### CAREER STATISTICS (From Marshall)

Season	gp-gs	min/avg	Total fg-fga	pct	3-Point fg-fga	pct	F-Throws ft-fa	pct	Rebounds off	def	tot	avg	pf	fo	ast	to	blk	stl	Scoring pts	avg
2020-21	2-2	55/27.5	6-12	.500	0-1	.000	0-0	.000	3	4	7	3.5	6	0	4	5	6	1	12	6.0
TOTAL	2-2	55/27.5	6-12	.500	0-1	.000	0-0	.000	3	4	7	3.5	6	0	4	5	6	1	12	6.0



# 25 Mahogany Matthews

6-1 | F | York, Pa.

Ole Miss

Opponent	Date	gs	min	Total		3-Pointers		Free throws		Rebounds				pf	a	t/o	blk	stl	pts	avg
				fg-fga	pct	3fg-fga	pct	ft-fa	pct	off	def	tot	avg							
RADFORD	12/6/20		14	1-2	.500	0-0	.000	0-0	.000	2	0	2	2.0	4	0	3	2	0	2	2.0
at Kentucky	12/09/20		15	1-3	.333	0-0	.000	3-4	.750	1	1	2	2.0	2	0	1	0	0	5	3.5
LOUISIANA TECH	1/1/21		21	0-3	.000	0-0	.000	1-4	.250	3	2	5	3.0	5	0	1	7	0	1	2.7
LOUISIANA TECH	1/2/21		25	1-2	.500	0-0	.000	0-0	.000	1	3	4	3.3	3	1	3	5	1	2	2.5
Totals		0	75	3-10	.300	0-0	.000	4-8	.500	7	6	13	3.3	14	1	8	14	1	10	2.5

Games played: 4  
Minutes/game: 18.8  
Points/game: 2.5  
FG Pct: 30.0  
FT Pct: 50.0

Rebounds/game: 3.3  
Assists/game: 0.3  
Turnovers/game: 2.0  
Assist/turnover ratio: 0.1  
Steals/game: 0.3  
Blocks/game: 3.5

## CAREER HIGHS

### POINTS

S:..... 5 at #9 Kentucky, 12/9/20  
C: ..... 5 at #9 Kentucky, 12/9/20

### FIELD GOALS

S:..... 1 (3x) last vs. LA Tech, 1/1/21  
C: ..... 2 (3x) last vs. Florida, 3/6/19

### FGA

S:.... 3 twice, last vs. LA Tech, 1/1/21  
C: ..... 4 (2x) last vs. Florida, 3/6/19

### 3-POINTERS

S:.....  
C: ..... N/A

### 3PTA

S:.....  
C: ..... N/A

### FREE THROWS

S:..... 3 at #9 Kentucky, 12/9/20  
C: ..... 3 at #9 Kentucky, 12/9/20

### FTA

S:.... 4 twice, last vs. LA Tech, 1/1/21  
C: .. 4 twice, last vs. LA Tech, 1/1/21

### REBOUNDS

S:..... 5 vs. Louisiana Tech, 1/1/21  
C: ..... 6 vs. Florida, 3/6/19

### ASSISTS

S:..... 1 vs. Louisiana Tech, 1/2/21  
C: ..... 4 vs. North Florida, 12/28/18

### BLOCKS

S:..... 7 vs. LA Tech, 1/1/21  
C: ..... 7 vs. LA Tech, 1/1/21

### STEALS

S:..... 1 vs. Louisiana Tech, 1/2/21  
C: ..... 2 vs. Tennessee, 3/3/19

### MINUTES

S:..... 25 vs. Louisiana Tech, 1/2/21  
C: ..... 25 vs. Louisiana Tech, 1/2/21

Redshirted the 2019-20 season due to NCAA transfer rules.

Career Superlatives		
	Sea.	Car.
10+ Pts:	0	0
20+ Pts:	0	0
5+ Rebs:	1	3
10+ Rebs:	0	0
5+ Asts:	0	0
2+ Blks:	2	3
2+ Stls:	0	1
Double-Double:	0	0



## CAREER STATISTICS (Ole Miss)

	GP	GS	MIN	AVG	FG	FGA	PCT	FG	FGA	PCT	FT	FTA	PCT	OFF	DEF	TOT	AVG	PF	FO	AST	AST/G	T/O	BLK	STL	PTS	AVG
2018-19	22	6	203	9.2	11	32	.344	0	0	.000	1	2	.500	21	21	42	1.9	24	1	6	0.3	13	7	9	23	1.0
Total	22	6	203	9.2	11	32	.344	0	0	.000	1	2	.500	21	21	42	1.9	24	1	6	0.3	13	7	9	23	1.0

## CAREER STATISTICS (Marshall)

			Total		3-Point		F-Throws		Rebounds											Scoring	
Season	gp-gs	min/avg	fg-fga	pct	fg-fga	pct	ft-fa	pct	off	def	tot	avg	pf	fo	ast	to	blk	stl	pts	avg	
2020-21	4-0	75/18.8	3-10	.300	0-0	.000	4-8	.500	7	6	13	3.3	14	1	1	8	14	1	10	2.5	
TOTAL	4-0	75/18.8	3-10	.300	0-0	.000	4-8	.500	7	6	13	3.3	14	1	1	8	14	1	10	2.5	



# 32 Paige Shy

5-10 | G | Huntington, W.Va.  
St. Joseph Central Catholic HS

Opponent	Date	gs	min	Total		3-Pointers		Free throws		Rebounds				pf	a	t/o	blk	stl	pts	avg
				fg-fga	pct	3fg-fga	pct	ft-fga	pct	off	def	tot	avg							
RADFORD	12/6/20		dnp	-	-	-	-	-	-	-	-	-	-	-	-	-	-	-	-	-
at Kentucky	12/09/20		11	1-2	.500	0-1	.000	0-0	.000	1	0	1	1.0	2	0	2	0	0	2	2.0
LOUISIANA TECH	1/1/21	*	34	1-8	.125	1-7	.143	1-2	.500	0	2	2	1.5	3	1	2	1	0	4	3.0
LOUISIANA TECH	1/2/21	*	28	3-5	.600	3-5	.600	2-4	.500	0	9	9	4.0	2	3	1	0	1	11	5.7
Totals		2	73	5-15	.333	4-13	.308	3-6	.500	1	11	12	4.0	7	4	5	1	1	17	5.7

Games played: 3  
Minutes/game: 24.3  
Points/game: 5.7  
FG Pct: 33.3  
3FG Pct: 30.8  
FT Pct: 50.0

Rebounds/game: 4.0  
Assists/game: 1.3  
Turnovers/game: 1.7  
Assist/turnover ratio: 0.8  
Steals/game: 0.3  
Blocks/game: 0.3

## CAREER HIGHS

### POINTS

S:..... 11 vs. Louisiana Tech, 1/2/21  
C: ..... 11 vs. Louisiana Tech, 1/2/21

### FIELD GOALS

S:..... 3 vs. Louisiana Tech, 1/2/21  
C: ..... 4 vs. North Texas, 2/29/20

### FGA

S:..... 8 vs. Louisiana Tech, 1/1/21  
C: ..... 9 (2x) last vs. NT, 2/29/20

### 3-POINTERS

S:..... 3 vs. Louisiana Tech, 1/2/21  
C: ..... 3 vs. Louisiana Tech, 1/2/21

### 3PTA

S:..... 7 vs. Louisiana Tech, 1/1/21  
C: ..... 9 at Rutgers, 12/15/19

### FREE THROWS

S:..... 2 vs. Louisiana Tech, 1/2/21  
C: ..... 3 vs. AB, 11/27/19

### FTA

S:..... 4 vs. Louisiana Tech, 1/2/21  
C: ..... 4 vs. Louisiana Tech, 1/2/21

### REBOUNDS

S:..... 9 vs. Louisiana Tech, 1/2/21  
C: ..... 9 vs. Louisiana Tech, 1/2/21

### ASSISTS

S:..... 3 vs. Louisiana Tech, 1/2/21  
C: .. 3 twice, last vs. LA Tech, 1/2/21

### BLOCKS

S:..... 1 vs. Louisiana Tech, 1/1/21  
C: ..... 1 (4x) last vs. La Tech, 1/1/21

### STEALS

S:..... 1 vs. Louisiana Tech, 1/2/21  
C: ..... 1 (6x) last vs. LA Tech, 1/2/21

### MINUTES

S:..... 34 vs. Louisiana Tech, 1/1/21  
C: ..... 34 vs. Louisiana Tech, 1/1/21

## Career Superlatives

	Sea.	Car.
10+ Pts:	1	2
20+ Pts:	0	0
5+ Rebs:	1	3
10+ Rebs:	0	0
5+ Asts:	0	0
2+ Blks:	0	0
2+ Stls:	0	0
Double-D:	0	0



## CAREER STATISTICS

			Total		3-Point		F-Throws		Rebounds										Scoring	
Season	gp-gs	min/avg	fg-fga	pct	fg-fga	pct	ft-fga	pct	off	def	tot	avg	pf	fo	ast	to	blk	stl	pts	avg
2019-20	28-0	322/11.5	27-96	.281	18-77	.234	13-17	.765	16	49	65	2.3	25	0	12	24	3	5	85	3.0
2020-21	3-2	73/24.3	5-15	.333	4-13	.308	3-6	.500	1	11	12	4.0	7	0	4	5	1	1	17	5.7
TOTAL	31-2	395/12.7	32-111	.288	22-90	.244	16-23	.696	17	60	77	2.5	32	0	16	29	4	6	102	3.3



# 34 Lorelei Roper

6-1 | F/C | Charlotte, N.C.  
Carmel Christian HS

Opponent	Date	gs	min	Total		3-Pointers		Free throws		Rebounds				pf	a	t/o	blk	stl	pts	avg	
				fg-fga	pct	3fg-fga	pct	ft-fga	pct	off	def	tot	avg								
RADFORD	12/6/20	*	25	4-6	.667	0-0	.000	1-2	.500	4	4	8	8.0	3	0	1	0	2	9	9.0	
at Kentucky	12/09/20	*	25	2-3	.667	0-0	.000	0-0	.000	0	2	2	5.0	0	1	0	0	0	4	6.5	
Totals			2	50	6-9	.667	0-0	.000	1-2	.500	4	6	10	5.0	3	1	1	0	2	13	6.5

Games played: 2  
Minutes/game: 25.0  
Points/game: 6.5  
FG Pct: 66.7  
FT Pct: 50.0

Rebounds/game: 5.0  
Assists/game: 0.5  
Turnovers/game: 0.5  
Assist/turnover ratio: 1.0  
Steals/game: 1.0

## CAREER HIGHS

### POINTS

S:.....9 vs. Radford, 12/6/20  
C: .....10 vs. AB, 11/27/19

### FIELD GOALS

S:.....4 vs. Radford, 12/6/20  
C: .....5 vs. AB, 11/27/19

### FGA

S:.....6 vs. Radford, 12/6/20  
C: .....9 vs. Cleveland St., 12/8/18

### 3-POINTERS

S:.....  
C: ..... N/A

### 3PTA

S:.....  
C: .....1 at Rice, 1/2/20

### FREE THROWS

S:.....1 vs. Radford, 12/6/20  
C: .....3 at App. State, 11/25/18

### FTA

S:.....2 vs. Radford, 12/6/20  
C: .....5 (2x) last at FAU, 1/17/19

### REBOUNDS

S:.....8 vs. Radford, 12/6/20  
C: .....10 vs. UTSA, 2/13/20

### ASSISTS

S:.....1 at #9 Kentucky, 12/9/20  
C: .....2 (3x) last at FIU, 3/5/20

### BLOCKS

S:.....  
C: .....4 vs. Cleveland St., 12/8/18

### STEALS

S:.....2 vs. Radford, 12/6/20  
C: .....2 (2x) last vs. Radford, 12/6/20

### MINUTES

S:....25 (2x) at #9 Kentucky, 12/9/20  
C: .....28 (2x) last at FIU, 3/5/20

### Career Superlatives

	Sea.	Car.
10+ Pts:	0	1
20+ Pts:	0	0
5+ Rebs:	1	12
10+ Rebs:	0	0
5+ Asts:	0	0
2+ Blks:	0	3
2+ Stls:	1	2
Double-Double:	0	0



### CAREER STATISTICS


		Total		3-Point		F-Throws		Rebounds											Scoring	
Season	gp-gs	min/avg	fg-fga	pct	fg-fga	pct	ft-fga	pct	off	def	tot	avg	pf	fo	ast	to	blk	stl	pts	avg
2018-19	28-1	385/13.8	36-89	.404	0-0	.000	19-41	.463	31	59	90	3.2	63	1	13	25	17	4	91	3.3
2019-20	22-3	269/12.2	24-59	.407	0-1	.000	3-13	.231	24	45	69	3.1	28	0	10	16	9	6	51	2.3
2020-21	2-2	50/25.0	6-9	.667	0-0	.000	1-2	.500	4	6	10	5.0	3	0	1	1	0	2	13	6.5
TOTAL	52-6	704/13.5	66-157	.420	0-1	.000	23-56	.411	59	110	169	3.3	94	1	24	42	26	12	155	3.0



# TV/RADIO ROSTER




**0** KIA SIVILS  
G - 5-7 - JR  
LOUISVILLE, KY.



**1** CHRISTIANA MCLEAN  
G - 5-6 - RS-FR  
WAKE FOREST, N.C.




**2** KRISTEN MAYO  
G - 5-5 - SR  
GRAYSON, KY.



**3** CC MAYS  
G - 5-8 - FR  
TAMPA, FLA.



**4** SAVANNAH WHEELER  
G - 5-6 - SO  
CATLETTSBURG, KY.



**5** SAMANTHA LAFON  
F - 6-0 - FR  
CHESAPEAKE, OHIO



**11** KSENIJA MITRIC  
G - 5-8 - FR  
BANJA LUKA, BOSNIA &  
HERZEGOVINA




**20** TAYLOR PEARSON  
F - 5-7 - SR  
COLUMBUS, OHIO



**21** SARAH LIBERATORE  
G - 5-10 - FR  
GREENSBURG, PA.



**23** ALEXIS JOHNSON  
F - 5-10 - SO  
SOUTHFIELD, MICH.



**24** KENNEDI COLCLOUGH  
F - 6-0 - GRAD  
CROFTON, MD.




**25** MAHOGANY MATTHEWS  
F - 6-1 - RS-SO  
YORK, PA.



**30** AARIONNA REDMAN  
F/G - 5-10 - FR  
PICKERINGTON, OHIO



**32** PAIGE SHY  
G - 5-10 - SO  
HUNTINGTON, W.VA.



**34** LORELEI ROPER  
F/C - 6-1 - JR  
CHARLOTTE, N.C.



**TONY KEMPER**  
HEAD COACH  
FOURTH SEASON



**ADRIA CRAWFORD**  
ASSISTANT COACH  
THIRD SEASON



**LAZAR MILINKOVIC**  
ASSISTANT COACH  
FIFTH SEASON



**ELIZABETH BROWN**  
DBO/ASST. COACH  
THIRD SEASON