



2020-21 MARSHALL WOMEN'S BASKETBALL

THE HERD

GAME NOTES

Jason Corriher, Marshall Sports Information | Email: corriher@marshall.edu
O: 304-696-4660 | C: 740-331-1497 | Twitter: @HerdWBB | Website: www.HerdZone.com

GAME INFORMATION

Date/Time: January 22-23, 2021
Site: Huntington, W.Va. (Cam Henderson Center)
Live Stats: HerdZone.com - SIDEARM
Live Video: CUSA.tv
Marshall Radio: 88.1 WMUL-FM,
www.marshall.edu/wmul
Twitter Updates: @HerdWBB
Series: 14th and 15th all-time meetings (MU up 9-4)
Last Meeting: March 5, 2020 - Marshall won 59-57 in overtime

SCHEDULE

| DATE | OPPONENT | TIME |
|--------|-----------------------|---------------|
| Dec. 1 | MORGAN STATE | Canceled |
| 6 | RADFORD | W, 68-59 |
| 9 | at #9 Kentucky | L, 79-45 |
| 13 | at St. Bonaventure | Canceled |
| 17 | MOREHEAD STATE | Canceled |
| Jan. 1 | LOUISIANA TECH * | L, 61-51 (OT) |
| 2 | LOUISIANA TECH * | W, 61-57 |
| 8 | at Charlotte * | L, 75-54 |
| 9 | at Charlotte * | L, 65-56 (OT) |
| 14 | WKU * | W, 81-54 |
| 17 | at WKU * | L, 69-60 |
| 22 | FIU * | 6 p.m. |
| 23 | FIU * | 3 p.m. |
| 29 | at Florida Atlantic * | 5 p.m. |
| 30 | at Florida Atlantic * | 2 p.m. |
| Feb. 5 | OLD DOMINION * | 6 p.m. |
| 6 | OLD DOMINION * | 3 p.m. |
| 12 | at Middle Tennessee * | 7 p.m. |
| 13 | at Middle Tennessee * | 5 p.m. |
| 19 | RICE * | 6 p.m. |
| 20 | RICE * | 3 p.m. |
| 26 | at North Texas * | 7:30 p.m. |
| 27 | at North Texas * | 4:30 p.m. |

March 6-7 Open dates for rescheduling if necessary
March 10-13 Conference USA Tournament Frisco, Texas

All times Eastern. Game times & dates are subject to change.

Home games CAPS & GREEN

* - Conference game

\$ - Conference USA Championship (Frisco, Texas)

THE TEAMS

2020-21 Conference USA Action



Marshall
Thundering Herd
3-5, 2-4

CATEGORY LEADERS
Scoring/Game
Savannah Wheeler, 16.0
Rebounds/Game
Alexis Johnson, 7.1
Assists/Game
Ksenija Mitric, 3.0

HEAD COACH
Tony Kemper (4th season)
Overall: 42-57
at School: Same




FIU
Panthers
6-6, 3-3

CATEGORY LEADERS
Scoring/Game
Kyla Nelson, 15.2
Rebounds/Game
Emerald Ekpiteta, 10.6
Assists/Game
Raquel Ferrer-Bernad, 4.5

HEAD COACH
Jesyka Burks-Wiley (1st season)
Overall: 6-6
at School: Same

PROBABLE STARTERS



#24 Kennedi Colclough
6'0" - GR - Forward

2020-21
6 GP, 6 GS
7.5 ppg, 4.5 rpg
1.5 apg, 0.7 spg



#2 Kristen Mayo
5'5" - SR - Guard

2020-21
4 GP, 4 GS
9.0 ppg, 4.3 rpg
2.8 apg, 2.3 spg




#20 Taylor Pearson
5'8" - SR - Forward

2020-21
6 GP, 6 GS
8.8 ppg, 4.2 rpg
1.8 apg



#4 Savannah Wheeler
5'6" - SO - Guard

2020-21
7 GP, 7 GS
16.0 ppg, 3.9 rpg
2.8 apg, 1.0 spg



#34 Lorelei Roper
6'1" - JR - F/C

2020-21
4 GP, 4 GS
4.8 ppg, 4.0 rpg
0.8 spg, 52.9 FG %

MARSHALL WOMEN'S BASKETBALL

2020-21 ROSTER

NUMERICAL

| NO. | NAME | HT. | POS. | YR. | HOMETOWN (LAST SCHOOL) |
|-----|-------------------|------|------|-------|--|
| 0 | Kia Sivils | 5-7 | G | JR | Louisville, Ky. (Sacred Heart HS) |
| 1 | Christiana McLean | 5-6 | G | RS FR | Wake Forest, N.C. (Heritage HS) |
| 2 | Kristen Mayo | 5-5 | G | SR | Grayson, Ky. (East Carter HS) |
| 3 | CC Mays | 5-8 | G | FR | Tampa, Fla. (Seffner Christian Academy) |
| 4 | Savannah Wheeler | 5-6 | G | SO | Catlettsburg, Ky. (Boyd County HS) |
| 5 | Samantha LaFon | 6-0 | F | FR | Chesapeake, Ohio (Ironton HS) |
| 11 | Ksenija Mitric | 5-8 | G | FR | Banja Luka, Bosnia & Herzegovina (Celje BC) |
| 20 | Taylor Pearson | 5-7 | F | SR | Columbus, Ohio (Northland HS) |
| 21 | Sarah Liberatore | 5-10 | G | FR | Greensburg, Pa. (Hempfield Area HS) |
| 23 | Alexis Johnson | 5-10 | F | SO | Southfield, Mich. (Southfield HS for Arts & Tech.) |
| 24 | Kennedi Colclough | 6-0 | F | GRAD | Crofton, Md. (Stetson University) |
| 25 | Mahogany Matthews | 6-1 | F | RS SO | York, Pa. (Ole Miss) |
| 30 | Aarionna Redman* | 5-10 | F/G | FR | Pickerington, Ohio (Pickerington Central) |
| 32 | Paige Shy | 5-10 | G | SO | Huntington, W.Va. (St. Joseph Catholic HS) |
| 34 | Lorelei Roper | 6-1 | F/C | JR | Charlotte, N.C. (Carmel Christian HS) |

* - Will miss 2020-21 season due to injury.

Coaching Staff

Head Coach: Tony Kemper – 4th season (9th with the team)

Assistant Coach: Adria Crawford – 3rd season

Assistant Coach: Lazar Milinkovic – 5th season (7th with team)

Assistant Coach/Director of Operations: Elizabeth Brown – 3rd season

Video Coordinator - Janko Popovic - 1st season

Graduate Manager - Maggie Stanley - 3rd season

PROUNUNCIATION GUIDE

| | |
|--------------------------|---|
| Kia Sivils | Key-uh Sivils (sounds like civils) |
| Christiana McLean | Chris-che-ahn-uh Muh-Clain |
| Ksenija Mitric | Ksen-ee-uh Me-trich (say K in first name quickly & softly) |
| hometown | Bahn-ya Luke-ah |
| basketball club | Cell-yee |
| Sarah Liberatore | Lib-er-tor-ee |
| Kennedi Colclough | Cole-Claw |
| Aarionna Redman | Air-ee-ahn-uh |
| Lorelei Roper | Lore-UH-lie |

Staff

| | |
|-------------------------|---------------------------------|
| Adria Crawford | UH-dree-uh |
| Lazar Milinkovic | Luh-Zar Mill-ink-o-vitch |
| Janko Popvic | Yanko Pop-o-vitch |



GENERAL INFORMATION

| | |
|-----------------------|-----------------------------|
| Name | Marshall University |
| Founded | 1837 |
| Location | Huntington, W.Va. |
| Enrollment | 13,324 |
| Nickname | Thundering Herd |
| Colors | Kelly Green & White |
| Conference | Conference USA |
| Home | Cam Henderson Center/9,048 |
| President | Dr. Jerry A. Gilbert (Duke) |
| Director of Athletics | Mike Hamrick (Marshall '80) |

COACHING STAFF

| | |
|------------------------------|-----------------------------|
| Head Coach | Tony Kemper (Fort Hays '01) |
| Career record (seasons) | 42-57 (4th) |
| Record at Marshall (seasons) | 42-57 (4th) |
| Conference USA record | 22-34 |
| Assistant Coach | Adria Crawford |
| Assistant Coach | Lazar Milinkovic |
| Director of Operations | Elizabeth Brown |
| Video Coordinator | Janko Popovic |
| Team Manager | Maggie Stanley |

TEAM INFORMATION

| | |
|--------------------------------------|----------|
| 2019-20 Record | 13-17 |
| 2019-20 Conference USA Record/Finish | 7-11/8th |
| Starters Returning/Lost | 3/2 |
| Letterwinners Returning/Lost | 7/5 |
| Newcomers | 7 |

PROGRAM HISTORY

| | |
|--|---|
| First Year of Basketball | 1969 |
| Overall Record | 694-723 |
| Conference Championships | 1 ('97/SoCon) |
| Regular Season Championships | 5 ('85, '86, '87, '88, '89/SoCon) |
| NCAA Tournament Appearances | 1 ('97, L, 69-49 vs. Colorado College) |
| Women's Basketball Invitational - 2 | 2015, 1-1, W, 81-79 vs. NKU & L, 71-73 vs. Mercer |
| 2019, 1-1, W, 67-64 at Davidson & L, 83-71 at App. St. | |
| Women's NIT Appearances | 1 ('16, L, 76-68 at Ohio) |


SPORTS INFORMATION

| | |
|----------------------------|--|
| Asst. AD/Media Relations | Jason Corriher (NC State '00) |
| Office | (304) 696-4660 |
| E-Mail | corriher@marshall.edu |
| Associate SID/WBB | Scott Hall (Marshall '08) |
| Office | (304) 696-4662 |
| Cell | (540) 539-2032 |
| E-Mail | hall133@marshall.edu |
| Sports Information Fax | (304) 696-2325 |
| Press Row Phone | (304) 696-3303 or 7061 |
| Mailing Address | Marshall University Sports Information |
| | P.O. Box 1360 |
| | Huntington, WV 25715 |
| Overnight Address | Cam Henderson Center, Room 2036 |
| | 1801 3rd Avenue |
| | Huntington, WV 25703 |
| Official Athletics Website | www.Herdzone.com |
| Twitter | @HerdZone, @HerdWBB |
| Instagram | @HerdWBB |
| Facebook | Marshall Athletics, |
| | Marshall University Basketball |

CONFERENCE USA

| | |
|---------------------------|------------------------|
| Phone | 214-774-1300 |
| Website | ConferenceUSA.com |
| Mailing Address | 5201 N. O'Connor Blvd. |
| | Suite 300 |
| | Irving, TX 75039 |
| Director, Media Relations | Cassie Logan |
| E-mail | clogan@c-usa.org |

MARSHALL WOMEN'S BASKETBALL BROADCAST TALKING POINTS



#0 Kia Sivils, Jr., G, Louisville, Ky.
 - 64 career games with 9 starts. 213 career pts.
 - Started 2020-21 opener vs. Radford played 31 min. & three assists.
 - Saw increase in minutes per game from 20.4 freshman year to 22.7 as a sophomore.
 - Earned 1st career start in 2019-20 season-opener vs. Kentucky Christian, scored seven pts & had four rebs.
 - Scored a career-high 16 points on 7-of-7 shooting, including 2-of-2 from 3, at North Texas (1/4/20).
 - Tied career-best 16 points vs. Old Dominion (2/22/20) with career-high 3-for-3 from beyond the arc.
 - Set career-high of 5 assists at Evansville (11/24/19) & again at Southern Miss (2/6/20).



#2 Kristen Mayo, Sr., G, Grayson, Ky.
 - Senior leader has 90 starts. Only returner to start every game of 2019-20.
 - 18 pts. on 7-11 FGs w/ 5 rebs. & 4 ast. 1/14 vs. WKU
 - Has recorded at least 1 steal in 8 straight games.
 - Career-best 31.0 mpg in 2019-20.
 - 795 career points, career-high 327 (10.9 ppg) in '19-20.
 - Scored in double figures in 18 contests last season.
 - Netted career-high 22 points vs. Southern Miss (3/11/20) in 1st round, OT win, the day before the remainder of the C-USA Tourn. & season was canceled.
 - Shot 6-of-6 from three vs. Coppin State (12/1/18).



#4 Savannah Wheeler, So., G, Catlettsburg, Ky.
 - Tied career-high with 25 pts vs. Radford (12/6/20).
 - 38 career games, 25 starts, 531 pts (14.0 ppg).
 - Led Herd in scoring with 403 & 13.4 ppg in 2019-20.
 - Highest scoring average by a MU freshman since Sikeetha Shepard-Hall's 15.0 ppg in 2002-03 (361 pts in 24 games) & highest pts total by a freshman since Kristina Behnfeldt (438) in 1995-96. Both in MU Hall of Fame.
 - Started career with 18 pts vs. KCU & then 19 vs. Norfolk State, named C-USA Freshman of the Week.
 - Recorded back-to-back 20+ pt games vs. FIU (22) and FAU (25), named C-USA Freshman of the Week again.
 - Only freshman nationally ranked in 2019-20 in top 40 for FTM (T37th - 130) & FT% (40th - 83.9).


2019-20 All-Freshman Team
 2020-21 Preseason All-C-USA




#11 Ksenija Mitric, Fr, G, Banja Luka, Bosnia & Herzegovina
 - Played 22 min. vs. Radford (12/6) scored 8 pts & had 3 assists.
 - Helped lead Celje Basketball Club to the Slovenian championship in the U17 & U19 divisions in 2018 and runner-up finish in 2019.
 - Avg. 15+ points per game during those 2 seasons.
 - Helped lead team to the Women's Adriatic Basketball Association (WABA) title in 2017.
 - Played for Bosnia and Herzegovina national team leading in scoring (10.3) and assists (3.1) at the FIBA U16 Women's European Championship in 2016.
 - Led team in scoring in U18 division in 2017 (11.1) & in 2018 (10.1).



#21 Sarah Liberatore, Fr., G, Greensburg, Pa.
 - Has seen action in five games this season.
 - Finished prep career with 1,125 points.
 - Senior year averaged 19.7 ppg, 7.2 rpg, 5.3 assists & 2.1 steals.
 - Two-time Big 56 First Team selection, four-time Big 56 All-Section, two-time Tribune Review Terrific 10 All-Star, Post Gazette Top 5 in class 6A.
 - Two-time US Jr. National Champion & was ranked #25 in Pennsylvania. Two-time Team MVP and Captain.
 - Selected for PA vs. Maryland game, Roundball Classic, PBC Roundball Classic top 20 in Western Pennsylvania.
 - Very athletic family. Dad played baseball at Bowling Green & mom swam at John Carroll U. among others.



#24 Kennedi Colclough, Gr., F, Crofton, Md.
 - Started all six games since entering the lineup.
 - Transfer from Stetson.
 - Played 30 games, 4 starts as a freshman with 4.8 ppg.
 - Playing very well in sophomore season with 13.0 ppg through 17 games before season-ending injury.
 - Played in 2018-19 opener before another injury ended her season.
 - Played in 23 games in 2019-20 with 6.7 ppg.
 - Scored career-high 25 pts vs. Trinity Baptist (11/23/19).
 - Has 6 career double-doubles including 23 pts & 13 boards in win over Florida (11/22/17).
 - Father LaVorn played WR for Marshall (1995-98).



#1 Christiana McLean, R-Fr., G, Wake Forest, N.C.
 - Has yet to play in 2020-21, dealing with injury.
 - Redshirted her freshman season 2019-20.
 - Graduated from Heritage High School.
 - Avg. 14 pts, 5 rebs. & 3 assists per game senior year.
 - Attended Northside Christian Academy as a freshman & was named a Select 60 Best Offensive Player.
 - Attended Carmel Christian HS as a sophomore & was named at South Carolina Season's Finest Basketball Player and a Big5 Top Performer.
 - Queen City All-Tournament team selection.
 - Won the John Wall Championship.
 - Honored as All-Conference & All-District.
 - Also lettered in soccer.



#3 CC Mays, Fr., G, Tampa, Fla.
 - First double-double came at Charlotte (11p, 13r) on 1/9
 - Started 1st career game vs. Radford (12/6), played 26 min., had 5 rebs. & scored 4 pts.
 - Started at #9 UK and had career-high 6 points, was 3-of-4 from the line (12/9).
 - As a freshman was named All-County First Team & nominated for Tampa Bay Times Home Team Hot Shot.
 - Tallied Carrollwood's 1st ever quadruple-double with 10 pts, 11 rebs., 14 ast., & 12 steals in win vs. Middleton.
 - Member of state runners-up at Carrollwood both years.
 - Named All-County 2nd team & listed in the Tampa Bay Times Home Team 25 girl's players to watch as soph.

#5 Samantha LaFon, Fr., F, Chesapeake, Ohio
 - Early enrollee for the Herd after signing National Letter of Intent on Nov. 13, 2020. Will be eligible to play right away.
 - Successful prep career at Ironton High School.
 - Averaged 14 points and nearly 11 rebounds per game this past season.
 - Ranked 12th in the state of Ohio in 2019-20 in field goal percentage hitting on 57 percent of shots.
 - Over last two years honored as First Team All-District, two-time First Team All-Conference, All-State Special Mention and was the league's leading rebounder.




#20 Taylor Pearson, Sr., F, Columbus, Ohio
 - Averaged 13 points in the split with Louisiana Tech.
 - Senior leader has missed just two games in career, 94 games played with 63 starts. Started 28-of-30 in 2019-20.
 - Has seen minutes increase every year, 19.7 freshman, 24.7 sophomore & 33.2 senior.
 - 2nd on team in scoring with 11.1 ppg in 2019-20.
 - Averaged 5+ rebs. per game for the 2nd time in 2019-20 with 5.2 per game.
 - Led team & was 3rd in C-USA in 3PT FG percentage with 39.6. Also 8th in league with 53 made 3's.
 - Tallied 1st 2 career games with 20+ points, 21 at Southern Miss (2/6/20) including 6-of-9 from 3, & then career-high 24 at WKU (2/20/20) 10-of-15 from field.



#23 Alexis Johnson, So., F, Southfield, Mich.
 - Had second double-double (11p, 14r) at Charlotte on 1/9.
 - Career-high 16 pts. at #9 Kentucky (12/9).
 - Career-day in opener vs. Radford (12/6) with 21 min. 12 pts, on 6-of-11 shooting & 9 rebs.
 - Appeared in 15 games averaging 5.9 minutes per contest with 27 pts, 24 rebounds & 6 steals.
 - Had 2019-20 best game vs. Alderson Broaddus with 15 min., 9 pts and 6 boards.
 - Attended Southfield HS for the Arts and Technology.
 - Avg. 23.9 ppg, 8.0 rpg and 3.0 spg during senior season.
 - Led her team in scoring and rebounding all 4 years.
 - Reached 1,000-pt plateau during junior year.



#25 Mahogany Matthews, R-So., F, York, Pa.
 - League's leading shot-blocker (3.1 per game)
 - Averaged 6 blocks in Louisiana Tech series split (1/1-2).
 - Played 14 min. off bench vs. Radford (12/6/20) blocked 2 shots, scored 2 pts. & had 2 rebs.
 - 15 min at #9 UK & career-high 5 pts, 3-of-4 FT.
 - Sat out 2019-20 due to NCAA transfer rules after spending 2018-19 at Ole Miss.
 - 22 games, 6 starts with Rebels, Avg. 9.2 min per game.
 - Career-high 6 boards vs. Florida (3/6/19).
 - 3-star recruit by ESPN coming out of Hoke Country HS with a grade of 88 & 45th best forward nationally.



#30 Aarionna Redman, Fr., F/G, Pickerington, Ohio

- Will miss the 2020-21 season with a knee injury.
- Helped lead Pickerington Central to a state title as a sophomore & runner-up finishes junior & senior years.
- Helped lead team to three Ohio Capital Conference and district titles as well as 2 regional appearances.
- As a senior was named honorable mention Division I All-Central District and to the OCC's District II second team.
- Competed in shot put as well.
- From same home town as former Marshall men's golfer & 2018 MU Men's Athlete of the Year Alex Weiss.



#34 Lorelei Roper, Jr., F/C, Charlotte, N.C.

- Started vs. Radford (12/6) played 25 min., scored 9 pts, 8 rebs. and 2 steals.
- 54 career games with 8 starts.
- Has 11 career games with 5+ rebounds.
- Tallied 26 career blocks.
- Made 2019-20 debut vs. Alderson Broaddus (11/27) scoring 10 pts & 5 rebs after working way back from knee injury at end of freshman season.
- Started against FAU (2/1), UTSA (2/13) & at FIU (3/5) last season. Played career-high 28 min. against FAU & FIU
- Career-high 10 boards vs. UTSA.
- Two-time C-USA Commissioner's Honor Roll.



Head Coach Tony Kemper - 4th Season/9th overall

- Became HC in March of 2017. Current record of 42-57. Was an assistant coach for 5 years under previous HC Matt Daniel.
- 2019 recruiting class ranked in the top 60 nationally.
- Herd had 8-win improvement in 2018-19 and 7-win improvement in C-USA action last season.
- MU picked to finish 13th in 2018-19 and finished 6th and led MU to WBL.
- Helped mentor Shayna Gore who became 3rd played in program history with over 2,000 career points.
- Spent 3 years as assistant at Central Arkansas under Matt Daniel as well.
- Attended Fort Hays State.



Assistant Coach Adria Crawford - 3rd Season

- Named Co-Recruiting Coordinator in August (2019) after helping secure top 60 ranked recruiting class.
- Helped lead Herd through 8-win improvement in her first season with program in 2018-19.
- Her work with post players has seen great improvement with great play.
- Named a WBCA 30 Under 30 honoree in 2018.
- Spent 4 yrs as assistant at College of Charleston. Also spent time as assistant at Longwood.
- Starred for Georgetown (2008-12) as a player & member of winningest class in program history, 96 wins. Ended career in top 15 in career rebounds (646), blocked shots (61) and steals (174).



#32 Paige Shy, So., G, Huntington, W.Va.

- Nearly had first double-double (11 p, 9r) vs. Louisiana Tech on 1/2.
- Did not play vs. Radford (12/6).
- 1st action of 2020-21 at #9 UK & scored 2 pts.
- Appeared in 28 games coming off the bench.
- Averaged 11.5 minutes per contest.
- Totaled 85 points (3.0) and 65 rebounds (2.3).
- Made collegiate debut against Norfolk State (11/9/19).
- 9 pts & 8 boards vs. Alderson Broaddus (11/27/19).
- Netted (then)-career-high 10 points and had 5 rebounds vs. North Texas (2/29/20).
- Played a season-best 24 minutes at ODU (1/18/20).



Assistant Coach Lazar Milinkovic - 5th Season

- Named Co-Recruiting Coordinator in August (2019) after helping to secure top 60 ranked recruiting class.
- Worked with backcourt tandem of seniors Shayna Gore and Taylor Porter in 2018-19. Gore led team with 20.1 ppg and Porter set school record with 10 three-pointers in Senior Day win over FIU.
- Served as grad assistant for Herd in 2012-14.
- Was assistant coach for Morehead State for two seasons and then came back to Marshall.
- At Morehead State mentored Almesha Jones who finished as program leader in assists and 2nd in steals.
- Worked as an assistant with St. Joseph Prep School boys team and coached Andrew Wiggins.



DBO/Assistant Coach Elizabeth Brown

- Enters 3rd season with program.
- Was a member of coaching staff at New Haven for one year prior to coming to Marshall.
- Starred for Richmond University for 4 years.
- Appeared in 110 games for Spiders. Ended career with 645 pts, 524 rebs. and 119 blocks.
- 5th all-time in career blocks and 48 as a sophomore good for 2nd-most in team history.
- Named to Atlantic 10's 2011-12 All-Rookie Team.
- Played professionally for Barmer TV in the German Bundesliga, averaged 10 pts and 9 rebs per game.
- Earned master's degree in sport management at New Haven in Dec. of 2018.

HERD NOTES

Last Time Out: WKU 69, Marshall 60 on 1/17/21

WKU's Raneem Elgedawy, Meral Abdelgawad and Hope Sivori combined for 51 of the Lady Tops' 69 points and the home team defeated the visiting Marshall women's basketball team 69-60 Sunday afternoon in E.A. Diddle Arena.

WKU improved to 3-7 overall and 2-2 in the league, while Marshall dropped to 3-5 and 2-4 in the league.

Elgedawy had 20 points on 8-for-12 shooting, while Abdelgawad made three 3-pointers en route to 16 points and Sivori went 8-for-8 at the free throw line to tally 15. Fatou Pouye had a game-high 11 rebounds.

Marshall received 24 points from Savannah Wheeler, who went 7-for-14 from the floor and 7-for-7 at the free throw line. Kennedy Colclough also added 15 on 7-for-11 shooting. Mahogany Matthews led the team with six rebounds and added two blocks.

The Tops were red-hot to start the game, making five of their first six 3-pointers, to build a 20-11 lead at the 5:06 mark of the first quarter following an Elgedawy triple.

WKU was able to maintain its advantage all the way to the 2:24 mark of the fourth period, when Kristen Mayo made two free throws to give the Thundering Herd its first lead at 54-53.

That was short-lived however, as the Tops ripped off a 12-0 run to grab an 11-point advantage (65-54) on a Myriah Haywood layup with 41 seconds left.

Neither team took especially great care of the ball. Marshall committed 21 turnovers, while the Tops made 19 errors.

WKU held a big edge in free throw attempts (27-11), though the Herd

missed just once from there. WKU, however, shot just 59.3 percent (16 makes).

Dealing the Rejection

Mahogany Matthews rejected two shots against WKU on Sunday and now leads Conference USA at 3.1 per game. That average is also eighth nationally. As a team, the Herd also leads the conference at 5.1 per game and that is good for 31st in the nation.

Defensive Intensity

It isn't just the block category where the Thundering Herd has showcased its defensive prowess. Marshall is third in C-USA in scoring defense (64.8) and field goal percentage defense (37.6) and fifth in 3-point percentage allowed (28.8).

Snapped!

Thursday's win was Marshall's first against WKU anywhere but the 2016 Conference USA Tournament. Coming into the game, the Tops held a 14-1 lead in the all-time series between the two schools. The next hurdle for the Thundering Herd will be winning in E.A. Diddle Arena. In that building, the Tops have beaten Marshall by an average of 21.7 points in six games since the two schools have both been members of Conference USA.

Career-Highs

Mahogany Matthews tied a career-high with six rebounds in the 69-60 loss at WKU, while Lorelei Roper equaled her career mark with two steals.

Roster Addition

Marshall added another newcomer in freshman Samantha LaFon, who was signed as part of the 2021-22 recruiting class. LaFon has opted for early enrollment and is eligible to play right away for Marshall. LaFon had a successful prep career at Ironton High School averaging 14 points and nearly 11 boards per game this past season. She also

ranked 12th in the state of Ohio for field goal percentage hitting 57 percent of her shots last year.

Blocked Shot Streak Ends

On the road at No. 9 Kentucky, Marshall did not record a blocked shot for the first time in 36 games. Feb. 16, 2019 at Middle Tennessee was the last time the Herd failed to tally a swat. Marshall went through the final six games of the 2018-19 season, the entire 2019-20 season (30 games) and then the 2020-21 season-opener versus Radford. The Herd totaled 134 swats, an average of 3.72 per game. Marshall was tied for 77th in the NCAA and ranked second in Conference USA in 2019-20 averaging 4.0 rejections per contest.

The Herd more than made up for the performance in Kentucky, however, swatting a total of 21 shots in the series split with Louisiana Tech.

What a Start for Alexis Johnson

Sophomore Alexis Johnson has had quite an impact for Marshall coming off the bench. Appearing in 15 games last season and scoring just 27 points, Johnson surpassed that points total in just two games to begin the 2020-21 season with 28. She started with a career-day in the opener against Radford with 12 points and nine rebounds. Johnson kept it going with 16 points at No. 9 Kentucky to lead the Herd and added three steals. Then she posted her first double-double with 16 points and 11 rebounds against Louisiana Tech on January 1.

Getting Back Out on the Court Part I

It felt like a long time coming for the Thundering Herd to compete on the hardwood after its final game of the 2019-20 season. Marshall defeated Southern Miss, 71-67, in overtime in the first round of the Conference USA Tournament. The Herd, as the No. 8 seed, was all set to take on top-seeded Rice in the second round when the rest of the conference tournament, as well as the remainder of collegiate sports, was canceled on March 12th due to the COVID-19 pandemic. Finally, after working through everything off the court, with schedule changes and even the first game against Morgan State (Dec. 1) being canceled, Marshall will step back on the floor at the Cam Henderson Center against Radford (Dec. 6).

Getting Back Out on the Court Part II

Unfortunately for the Herd following its meeting at #9 Kentucky, Marshall had its next two games canceled due to COVID-related issues. The Thundering Herd lost out on contests at St. Bonaventure (Dec. 13) and at home against regional rival Morehead State (Dec. 17).

Different League Schedule

In an effort to try and help against the spread of COVID-19 as much as possible, Conference USA announced major changes to its league schedule for the 2020-21 season. Each team will host four opponents and travel to four locations for a two-game series in back-to-back days. The teams will still have one home-and-home with a rival. The C-USA Tournament is set for March 10-13 back at The Star in Frisco, Texas. The top 12 finishers in the regular season will make the trip to the postseason.

Different League Setup

On Wednesday, Dec. 30, Conference USA announced that the league will be switching to East and West Divisions in both men's and women's basketball. C-USA will crown divisional champions at the end of conference play in March. Standings will be based on overall conference winning percentage. In addition, divisional seeding will be utilized for the C-USA Championships. A cross-divisional bracket will be used to determine first-round matchups.

East Division: Charlotte, FIU, Florida Atlantic, Marshall, Middle Tennessee, Old Dominion, and WKU

West Division: Louisiana Tech, North Texas, Rice, Southern Miss, UAB, UTEP, UTSA

Games Already Being Affected (Updated January 15)

Several games across Conference USA have already been affected by COVID-19 with games being canceled or postponed.

No. 5 Louisville at Middle Tennessee – original date Nov. 25
Alabama A&M at Southern Miss – Nov. 27
Southeastern Louisiana at Southern Miss – Nov. 28
Vanderbilt at Middle Tennessee – Nov. 29
Stetson at FIU – Nov. 29
Tennessee Tech at UAB – Nov. 29
Morgan State at Marshall – Dec. 1
Rice at UT-Arlington – Dec. 2
Sam Houston State at UTEP – Dec. 5
McNeese at Southern Miss – Dec. 5
Nicholls at Southern Miss – Dec. 8
Dayton at Charlotte – Dec. 10
North Dakota at Old Dominion – Dec. 11
Texas Southern at Rice – Dec. 11
Mississippi State at Southern Miss – Dec. 12
Marshall at St. Bonaventure – Dec. 13

Incarnate Word at UTSA – Dec. 13
Pine Bluff at Louisiana Tech – Dec. 15
Davidson at Charlotte – Dec. 15
Southern Miss at Alabama – Dec. 17
Morehead State at Marshall – Dec. 17
Prairie View A&M vs. North Texas – Dec. 19
Old Dominion at Drexel (postponed) – Dec. 20
Samford at WKU – Dec. 21
Tennessee State at UAB – Dec. 22
Old Dominion at Delaware State – Dec. 29
Charlotte at WKU (postponed) – Jan. 1 & 2

Wheeler Named Preseason All-Conference

After having one of the best rookie seasons in recent Herd history, and being named to the 2019-20 Conference USA All-Freshman team, Savannah Wheeler was honored as a Preseason All-Conference selection as voted on by the league coaches. Wheeler led the Herd with 403 points and 13.4 ppg. Her per game scoring average was the best by a Marshall freshman since Sikeetha Shepard-Hall put up 15 a game in 2002-03. Shepard-Hall played 24 games that season and totaled 361 points. Wheeler's 403 points was the highest point total by a Herd freshman since Kristina Behnfeldt netted 438 in 1995-96. Both Shepard-Hall and Behnfeldt are in the Marshall Athletics Hall of Fame. Wheeler was twice named Conference USA Freshman of the Week with the first coming after her collegiate debut. The youngster lit up Kentucky Christian for 18 points on 6-of-9 shooting and grabbed four steals. Wheeler then tallied 19 points, including hitting five three-pointers, against Norfolk State. Her second weekly honor came after two 20+ point efforts with 22 versus FIU and then 25 against Florida Atlantic. The 5-6 guard was very adept at finishing around the rim and drawing fouls as Wheeler was also the only freshman to be ranked nationally in the top 40 for both made free throws (tied for 37th with 130) and free throw percentage (40th - 83.9). Along with scoring and shooting from the line, Wheeler also led the Herd in assists (83) and steals (41).

Returning Scorers

Marshall returns its top three scorers from the 2019-20 season in sophomore Savannah Wheeler (13.4 ppg), and seniors Taylor Pearson (11.1 ppg) and Kristen Mayo (10.9 ppg). For Mayo and Pearson, the pair stepped up in their junior campaigns scoring in double-digits for the first time in their careers. Pearson saw a dramatic improvement in her three-point shot. After hitting just 11-of-59 (18.6 %) in 2018-19, she hit 53-of-134 (39.6 %) to lead the team. Pearson ranked eighth in Conference USA in made three-pointers and third in three-point field goal percentage. Mayo continued to be a steady presence on the court and increased her scoring output from 7.3 as a sophomore up to 10.9 last year, capping the season with a career-high 22 points in the overtime win against Southern Miss. Mayo did not miss a game through her first three years and played a career-high 31.0 minutes per game in 2019-20.

Inside Presence

Marshall will look to replace some interior players from the 2019-20 season. Graduated seniors Khadaija Brooks and Princess Clemons were asked to battle down low throughout the year. Brooks led the Herd in rebounding with 5.4 per game and also blocked 24 shots. She finished her Marshall career with 556 rebounds, tied for 19th all-time in team history, and 77 rejections getting her in to the top 10 in the Herd record book. Clemons averaged 4.4 boards per game, totaled 36 steals and blocked 13 shots. The leading shot-blocker, Ashley Saintigene, struggled with staying healthy during her Marshall career. However, when Saintigene was on the floor, shots were swatted in all directions as she totaled 46 in just 19 games played last season. Her 127 career blocks landed Saintigene in 4th place all-time at Marshall. Saintigene opted to transfer to Coastal Carolina as a graduate transfer.

THE OPPONENT - FIU

Scouting the Panthers

FIU is off to a 6-6 start this season and sits at 3-3 in Conference USA. The Panthers have gone 3-3 against both non-conference and Conference USA opposition. FIU went on the road and swept ODU to begin league play, before getting swept at home by Middle Tennessee and then splitting with Florida Atlantic.

Kyla Nelson leads FIU with 15.2 points per game, followed by Jiselle Thomas at 14.0 and Emerald Ekpiteta at 13.1. Ekpiteta averages a double-double with 10.6 rebounds (third-best in C-USA). Raquel Ferrer-Bernad leads the way in assist-to-turnover ratio (2.7; league's top mark) and assists with 4.5 per game (fourth in C-USA). Nelson also shoots a blistering 41 percent from 3-point range (34-for-83), the conference's second-highest mark.

FIU is second in the league in scoring offense (76.5), 3-pointers per game (8.3) and assists (15.4), but last in scoring defense (74.8) and field goal percentage defense (44.4).

THE SERIES

14th and 15th meetings - MU leads 9-4

| Year | Day | Winner | Score |
|-------|-------|--------|------------|
| 04-05 | (D18) | FIU | 61-58 |
| 13-14 | (F22) | FIU | 77-66 |
| 14-15 | (J15) | MAR | 67-61* |
| | (F26) | MAR | 74-50 |
| 15-16 | (J9) | MAR | 65-58 |
| | (M9) | MAR | 76-44 |
| 16-17 | (D30) | MAR | 70-52 * |
| 17-18 | (J7) | FIU | 67-54 |
| | (J28) | MAR | 78-75 * |
| 18-19 | (J19) | MAR | 86-58 |
| | (M7) | MAR | 87-42* |
| 19-20 | (J30) | FIU | 68-65* |
| 19-20 | (M5) | MAR | 59-57 (OT) |



2020-21 FIU Women's Basketball Season Box Score All games

Page 1/1
as of Jan 17, 2021

Game Records

| Record | Overall | Home | Away | Neutral |
|----------------|---------|------|------|---------|
| ALL GAMES | 6-6 | 3-4 | 3-2 | 0-0 |
| CONFERENCE | 3-3 | 1-2 | 2-1 | 0-0 |
| NON-CONFERENCE | 3-3 | 2-2 | 1-1 | 0-0 |

Team Box Score

| No. | Player | | | | Total | | 3-Point | | F-Throw | | Rebounds | | | | | | | | | | | | | |
|-----------|-----------------------|-------|--------|------|---------|-------|---------|------|---------|-------|----------|-----|-----|------|-----|----|-----|-----|-----|-----|-----|------|--|--|
| | | GP-GS | MIN | AVG | FG-FGA | FG% | 3FG-FGA | 3FG% | FT-FTA | FT% | OFF | DEF | TOT | AVG | PF | DQ | A | TO | BLK | STL | PTS | AVG | | |
| 15 | NELSON, Kyla | 12-12 | 394:35 | 32.9 | 59-146 | .404 | 34-83 | .410 | 30-44 | .682 | 22 | 41 | 63 | 5.3 | 37 | 0 | 26 | 28 | 3 | 17 | 182 | 15.2 | | |
| 30 | THOMAS, Jiselle | 12-6 | 348:31 | 29.0 | 70-155 | .452 | 10-30 | .333 | 18-23 | .783 | 16 | 44 | 60 | 5.0 | 33 | 3 | 33 | 44 | 4 | 14 | 168 | 14.0 | | |
| 12 | EKPITETA, Emerald | 12-11 | 364:20 | 30.4 | 61-118 | .517 | 0-1 | .000 | 35-50 | .700 | 51 | 76 | 127 | 10.6 | 31 | 1 | 16 | 34 | 0 | 17 | 157 | 13.1 | | |
| 5 | NIMMO, Fujika | 12-6 | 296:12 | 24.7 | 44-130 | .338 | 10-46 | .217 | 21-35 | .600 | 6 | 26 | 32 | 2.7 | 37 | 1 | 31 | 27 | 5 | 18 | 119 | 9.9 | | |
| 23 | DANIELSSON, Alma | 12-11 | 332:31 | 27.7 | 30-93 | .323 | 23-69 | .333 | 10-14 | .714 | 12 | 39 | 51 | 4.3 | 34 | 2 | 12 | 14 | 4 | 13 | 93 | 7.8 | | |
| 21 | DIANE, Diene | 12-1 | 189:10 | 15.8 | 19-57 | .333 | 5-24 | .208 | 27-35 | .771 | 10 | 20 | 30 | 2.5 | 15 | 0 | 11 | 13 | 5 | 2 | 70 | 5.8 | | |
| 1 | FERRER-BERNAD, Raquel | 12-12 | 337:58 | 28.2 | 19-53 | .358 | 15-34 | .441 | 8-8 | 1.000 | 5 | 28 | 33 | 2.8 | 29 | 0 | 54 | 20 | 1 | 19 | 61 | 5.1 | | |
| 25 | BONGIORNO, Giulia | 3-0 | 19:52 | 6.6 | 5-6 | .833 | 2-3 | .667 | 1-2 | .500 | 2 | 0 | 2 | 0.7 | 3 | 0 | 1 | 2 | 0 | 1 | 13 | 4.3 | | |
| 24 | WYKOFF, Alexis | 11-1 | 97:29 | 8.9 | 21-43 | .488 | 0-0 | .000 | 1-3 | .333 | 13 | 16 | 29 | 2.6 | 15 | 0 | 1 | 7 | 0 | 3 | 43 | 3.9 | | |
| 34 | WALKER, Shante | 2-0 | 08:31 | 4.3 | 2-2 | 1.000 | 0-0 | .000 | 1-2 | .500 | 0 | 0 | 0 | 0.0 | 2 | 0 | 0 | 1 | 0 | 1 | 5 | 2.5 | | |
| 0 | ATSINGER, Emily | 3-0 | 10:51 | 3.6 | 2-5 | .400 | 1-2 | .500 | 2-2 | 1.000 | 0 | 2 | 2 | 0.7 | 2 | 0 | 0 | 1 | 0 | 0 | 7 | 2.3 | | |
| Team | | | | | | | | | | | 34 | 22 | 56 | | | | | 2 | | | | | | |
| Total | | 12 | 2400 | | 332-808 | .411 | 100-292 | .342 | 154-218 | .706 | 171 | 314 | 485 | 40.4 | 238 | 7 | 185 | 193 | 22 | 105 | 918 | 76.5 | | |
| Opponents | | 12 | 2399 | | 322-726 | .444 | 96-277 | .347 | 158-235 | .672 | 121 | 338 | 459 | 38.3 | 213 | 7 | 170 | 218 | 55 | 79 | 898 | 74.8 | | |

Score by Periods

| Team | 1st | 2nd | 3rd | 4th | OT | TOT |
|-----------|-----|-----|-----|-----|----|-----|
| FIU | 279 | 258 | 180 | 201 | 0 | 918 |
| Opponents | 266 | 228 | 196 | 208 | 0 | 898 |

2020-21 Marshall Women's Basketball
Marshall Combined Team Statistics (as of Jan 17, 2021)
All games

| RECORD: | OVERALL | HOME | AWAY | NEUTRAL |
|----------------|----------------|-------------|-------------|----------------|
| ALL GAMES | 3-5 | 3-1 | 0-4 | 0-0 |
| CONFERENCE | 2-4 | 2-1 | 0-3 | 0-0 |
| NON-CONFERENCE | 1-1 | 1-0 | 0-1 | 0-0 |

| # | Player | gp-gs | min | avg | Total | | 3-Point | | F-Throw | | Rebounds | | | | | | | | pts | avg | | |
|----|-------------------|-------|------|------|---------|------|---------|------|---------|-------|----------|-----|-----|------|-----|----|----|-----|-----|-----|-----|------|
| | | | | | fg-fga | fg% | 3fg-fga | 3fg% | ft-fa | ft% | off | def | tot | avg | pf | dq | a | to | | | blk | stl |
| 04 | Savannah Wheeler | 8-8 | 265 | 33.1 | 35-94 | .372 | 14-48 | .292 | 44-55 | .800 | 9 | 22 | 31 | 3.9 | 13 | 1 | 22 | 25 | 1 | 8 | 128 | 16.0 |
| 23 | Alexis Johnson | 8-4 | 191 | 23.9 | 34-65 | .523 | 4-14 | .286 | 4-9 | .444 | 18 | 39 | 57 | 7.1 | 19 | 0 | 3 | 11 | 0 | 12 | 76 | 9.5 |
| 02 | Kristen Mayo | 4-4 | 119 | 29.8 | 11-34 | .324 | 4-20 | .200 | 10-12 | .833 | 0 | 17 | 17 | 4.3 | 7 | 0 | 11 | 8 | 0 | 9 | 36 | 9.0 |
| 20 | Taylor Pearson | 6-6 | 197 | 32.8 | 20-59 | .339 | 7-29 | .241 | 6-9 | .667 | 1 | 24 | 25 | 4.2 | 14 | 0 | 11 | 15 | 3 | 5 | 53 | 8.8 |
| 24 | Kennedi Colclough | 6-6 | 155 | 25.8 | 20-45 | .444 | 1-8 | .125 | 4-4 | 1.000 | 10 | 17 | 27 | 4.5 | 18 | 2 | 9 | 9 | 8 | 4 | 45 | 7.5 |
| 03 | CC Mays | 8-2 | 161 | 20.1 | 16-49 | .327 | 1-8 | .125 | 11-18 | .611 | 12 | 20 | 32 | 4.0 | 26 | 3 | 15 | 14 | 0 | 7 | 44 | 5.5 |
| 32 | Paige Shy | 7-4 | 160 | 22.9 | 11-33 | .333 | 9-30 | .300 | 5-8 | .625 | 4 | 20 | 24 | 3.4 | 16 | 1 | 6 | 12 | 1 | 2 | 36 | 5.1 |
| 34 | Lorelei Roper | 4-4 | 80 | 20.0 | 9-17 | .529 | 0-0 | .000 | 1-2 | .500 | 5 | 11 | 16 | 4.0 | 6 | 0 | 3 | 3 | 0 | 3 | 19 | 4.8 |
| 11 | Ksenija Mitric | 2-0 | 39 | 19.5 | 3-14 | .214 | 2-10 | .200 | 0-0 | .000 | 0 | 4 | 4 | 2.0 | 1 | 0 | 6 | 3 | 0 | 0 | 8 | 4.0 |
| 25 | Mahogany Matthews | 8-0 | 150 | 18.8 | 7-27 | .259 | 0-2 | .000 | 4-8 | .500 | 15 | 10 | 25 | 3.1 | 27 | 2 | 1 | 14 | 25 | 3 | 18 | 2.3 |
| 21 | Sarah Liberatore | 7-0 | 43 | 6.1 | 4-9 | .444 | 3-7 | .429 | 0-1 | .000 | 0 | 1 | 1 | 0.1 | 1 | 0 | 0 | 3 | 0 | 1 | 11 | 1.6 |
| 00 | Kia Sivils | 4-2 | 90 | 22.5 | 1-10 | .100 | 0-4 | .000 | 1-4 | .250 | 4 | 4 | 8 | 2.0 | 5 | 0 | 4 | 6 | 3 | 2 | 3 | 0.8 |
| | Team | | | | | | | | | | 8 | 25 | 33 | | | | 4 | | | | | |
| | Total..... | 8 | 1650 | | 171-456 | .375 | 45-180 | .250 | 90-130 | .692 | 86 | 214 | 300 | 37.5 | 153 | 9 | 91 | 127 | 41 | 56 | 477 | 59.6 |
| | Opponents..... | 8 | 1650 | | 184-481 | .383 | 53-184 | .288 | 97-145 | .669 | 111 | 222 | 333 | 41.6 | 119 | 3 | 98 | 124 | 18 | 45 | 518 | 64.8 |

| TEAM STATISTICS | MAR | OPP | Date | Opponent | Score | Att. |
|------------------------|------------|------------|---------------------|-----------------|--------------|-------------|
| SCORING | 477 | 518 | 12/6/20 | RADFORD | W 69-58 | 412 |
| Points per game | 59.6 | 64.8 | 12/09/20 | at Kentucky | L 45-79 | 1200 |
| Scoring margin | -5.1 | - | * 1/1/21 | LOUISIANA TECH | Lot 51-61 | 381 |
| FIELD GOALS-ATT | 171-456 | 184-481 | * 1/2/21 | LOUISIANA TECH | W 61-57 | 366 |
| Field goal pct | .375 | .383 | * 01/08/21 | at Charlotte | L 54-75 | 48 |
| 3 POINT FG-ATT | 45-180 | 53-184 | * 01/09/21 | at Charlotte | Lot 56-65 | 58 |
| 3-point FG pct | .250 | .288 | * 1/14/21 | WKU | W 81-54 | 391 |
| 3-pt FG made per game | 5.6 | 6.6 | * 01/17/21 | at Western Ky. | L 60-69 | 517 |
| FREE THROWS-ATT | 90-130 | 97-145 | * = Conference game | | | |
| Free throw pct | .692 | .669 | | | | |
| F-Throws made per game | 11.3 | 12.1 | | | | |
| REBOUNDS | 300 | 333 | | | | |
| Rebounds per game | 37.5 | 41.6 | | | | |
| Rebounding margin | -4.1 | - | | | | |
| ASSISTS | 91 | 98 | | | | |
| Assists per game | 11.4 | 12.3 | | | | |
| TURNOVERS | 127 | 124 | | | | |
| Turnovers per game | 15.9 | 15.5 | | | | |
| Turnover margin | -0.4 | - | | | | |
| Assist/turnover ratio | 0.7 | 0.8 | | | | |
| STEALS | 56 | 45 | | | | |
| Steals per game | 7.0 | 5.6 | | | | |
| BLOCKS | 41 | 18 | | | | |
| Blocks per game | 5.1 | 2.3 | | | | |
| ATTENDANCE | 1550 | 1823 | | | | |
| Home games-Avg/Game | 4-388 | 4-456 | | | | |
| Neutral site-Avg/Game | - | 0-0 | | | | |

| Score by Periods | 1st | 2nd | 3rd | 4th | OT | Totals |
|-------------------------|------------|------------|------------|------------|-----------|---------------|
| Marshall | 112 | 127 | 105 | 123 | 10 | 477 |
| Opponents | 120 | 102 | 129 | 138 | 29 | 518 |

2020-21 Marshall Women's Basketball
Marshall Combined Team Statistics (as of Jan 17, 2021)
Conference games only

| RECORD: | OVERALL | HOME | AWAY | NEUTRAL |
|----------------|----------------|-------------|-------------|----------------|
| ALL GAMES | 2-4 | 2-1 | 0-3 | 0-0 |
| CONFERENCE | 2-4 | 2-1 | 0-3 | 0-0 |
| NON-CONFERENCE | 0-0 | 0-0 | 0-0 | 0-0 |

| | | Total | | | | | 3-Point | | F-Throw | | Rebounds | | | | | | | | | | | | | | | |
|----|-------------------|-------|------|------|---------|------|---------|------|---------|-------|----------|-----|-----|------|-----|----|----|-----|-----|-----|-----|------|--|--|--|--|
| # | Player | gp-gs | min | avg | fg-fga | fg% | 3fg-fga | 3fg% | ft-fa | ft% | off | def | tot | avg | pf | dq | a | to | blk | stl | pts | avg | | | | |
| 04 | Savannah Wheeler | 6-6 | 210 | 35.0 | 26-68 | .382 | 11-34 | .324 | 31-37 | .838 | 8 | 17 | 25 | 4.2 | 13 | 1 | 20 | 23 | 0 | 5 | 94 | 15.7 | | | | |
| 02 | Kristen Mayo | 2-2 | 59 | 29.5 | 9-19 | .474 | 4-13 | .308 | 4-4 | 1.000 | 0 | 8 | 8 | 4.0 | 3 | 0 | 7 | 4 | 0 | 4 | 26 | 13.0 | | | | |
| 20 | Taylor Pearson | 6-6 | 197 | 32.8 | 20-59 | .339 | 7-29 | .241 | 6-9 | .667 | 1 | 24 | 25 | 4.2 | 14 | 0 | 11 | 15 | 3 | 5 | 53 | 8.8 | | | | |
| 23 | Alexis Johnson | 6-4 | 145 | 24.2 | 22-45 | .489 | 2-10 | .200 | 2-3 | .667 | 11 | 33 | 44 | 7.3 | 15 | 0 | 2 | 10 | 0 | 8 | 48 | 8.0 | | | | |
| 24 | Kennedi Colclough | 6-6 | 155 | 25.8 | 20-45 | .444 | 1-8 | .125 | 4-4 | 1.000 | 10 | 17 | 27 | 4.5 | 18 | 2 | 9 | 9 | 8 | 4 | 45 | 7.5 | | | | |
| 03 | CC Mays | 6-0 | 116 | 19.3 | 13-37 | .351 | 0-3 | .000 | 8-12 | .667 | 9 | 17 | 26 | 4.3 | 19 | 2 | 12 | 13 | 0 | 6 | 34 | 5.7 | | | | |
| 32 | Paige Shy | 6-4 | 149 | 24.8 | 10-31 | .323 | 9-29 | .310 | 5-8 | .625 | 3 | 20 | 23 | 3.8 | 14 | 1 | 6 | 10 | 1 | 2 | 34 | 5.7 | | | | |
| 34 | Lorelei Roper | 2-2 | 30 | 15.0 | 3-8 | .375 | 0-0 | .000 | 0-0 | .000 | 1 | 5 | 6 | 3.0 | 3 | 0 | 2 | 2 | 0 | 1 | 6 | 3.0 | | | | |
| 21 | Sarah Liberatore | 5-0 | 36 | 7.2 | 4-8 | .500 | 3-6 | .500 | 0-1 | .000 | 0 | 1 | 1 | 0.2 | 0 | 0 | 0 | 1 | 0 | 1 | 11 | 2.2 | | | | |
| 25 | Mahogany Matthews | 6-0 | 121 | 20.2 | 5-22 | .227 | 0-2 | .000 | 1-4 | .250 | 12 | 9 | 21 | 3.5 | 21 | 2 | 1 | 10 | 23 | 3 | 11 | 1.8 | | | | |
| 00 | Kia Sivils | 2-0 | 32 | 16.0 | 0-3 | .000 | 0-2 | .000 | 1-2 | .500 | 2 | 2 | 4 | 2.0 | 2 | 0 | 1 | 2 | 2 | 1 | 1 | 0.5 | | | | |
| | Team | | | | | | | | | | 4 | 18 | 22 | | | | 2 | | | | | | | | | |
| | Total..... | 6 | 1250 | | 132-345 | .383 | 37-136 | .272 | 62-84 | .738 | 61 | 171 | 232 | 38.7 | 122 | 8 | 71 | 101 | 37 | 40 | 363 | 60.5 | | | | |
| | Opponents..... | 6 | 1250 | | 131-366 | .358 | 36-134 | .269 | 83-122 | .680 | 87 | 166 | 253 | 42.2 | 84 | 2 | 65 | 93 | 11 | 37 | 381 | 63.5 | | | | |

| TEAM STATISTICS | MAR | OPP | Date | Opponent | Score | Att. |
|------------------------|------------|------------|---------------------|-----------------|--------------|-------------|
| SCORING | 363 | 381 | * 1/1/21 | LOUISIANA TECH | Lot 51-61 | 381 |
| Points per game | 60.5 | 63.5 | * 1/2/21 | LOUISIANA TECH | W 61-57 | 366 |
| Scoring margin | -3.0 | - | * 01/08/21 | at Charlotte | L 54-75 | 48 |
| FIELD GOALS-ATT | 132-345 | 131-366 | * 01/09/21 | at Charlotte | Lot 56-65 | 58 |
| Field goal pct | .383 | .358 | * 1/14/21 | WKU | W 81-54 | 391 |
| 3 POINT FG-ATT | 37-136 | 36-134 | * 01/17/21 | at Western Ky. | L 60-69 | 517 |
| 3-point FG pct | .272 | .269 | * = Conference game | | | |
| 3-pt FG made per game | 6.2 | 6.0 | | | | |
| FREE THROWS-ATT | 62-84 | 83-122 | | | | |
| Free throw pct | .738 | .680 | | | | |
| F-Throws made per game | 10.3 | 13.8 | | | | |
| REBOUNDS | 232 | 253 | | | | |
| Rebounds per game | 38.7 | 42.2 | | | | |
| Rebounding margin | -3.5 | - | | | | |
| ASSISTS | 71 | 65 | | | | |
| Assists per game | 11.8 | 10.8 | | | | |
| TURNOVERS | 101 | 93 | | | | |
| Turnovers per game | 16.8 | 15.5 | | | | |
| Turnover margin | -1.3 | - | | | | |
| Assist/turnover ratio | 0.7 | 0.7 | | | | |
| STEALS | 40 | 37 | | | | |
| Steals per game | 6.7 | 6.2 | | | | |
| BLOCKS | 37 | 11 | | | | |
| Blocks per game | 6.2 | 1.8 | | | | |
| ATTENDANCE | 1138 | 623 | | | | |
| Home games-Avg/Game | 3-379 | 3-208 | | | | |
| Neutral site-Avg/Game | - | 0-0 | | | | |

2020-21 Marshall Women's Basketball
Marshall Team Game-by-Game (as of Jan 17, 2021)
All games

TEAM STATISTICS

| Opponent | Date | Score | | Total | | 3-Pointers | | Free throws | | Rebounds | | | | pf | a | t/o | blk | stl | pts | avg |
|----------------|----------|-------|-----|---------|------|------------|------|-------------|------|----------|-----|-----|------|-----|----|-----|-----|-----|-----|------|
| | | | | fg-fga | pct | 3fg-fga | pct | ft-fa | pct | off | def | tot | avg | | | | | | | |
| RADFORD | 12/6/20 | 69-58 | W | 25-65 | .385 | 5-24 | .208 | 14-26 | .538 | 17 | 25 | 42 | 42.0 | 14 | 13 | 9 | 4 | 10 | 69 | 69.0 |
| at Kentucky | 12/09/20 | 45-79 | L | 14-46 | .304 | 3-20 | .150 | 14-20 | .700 | 8 | 18 | 26 | 34.0 | 17 | 7 | 17 | 0 | 6 | 45 | 57.0 |
| LOUISIANA TECH | 1/1/21 | 51-61 | Lot | 18-51 | .353 | 5-23 | .217 | 10-16 | .625 | 8 | 39 | 47 | 38.3 | 22 | 11 | 22 | 14 | 5 | 51 | 55.0 |
| LOUISIANA TECH | 1/2/21 | 61-57 | W | 20-47 | .426 | 7-21 | .333 | 14-19 | .737 | 6 | 30 | 36 | 37.8 | 15 | 11 | 15 | 7 | 6 | 61 | 56.5 |
| at Charlotte | 01/08/21 | 54-75 | L | 19-57 | .333 | 4-22 | .182 | 12-15 | .800 | 11 | 24 | 35 | 37.2 | 18 | 9 | 19 | 2 | 9 | 54 | 56.0 |
| at Charlotte | 01/09/21 | 56-65 | Lot | 22-72 | .306 | 4-22 | .182 | 8-13 | .615 | 18 | 31 | 49 | 39.2 | 25 | 9 | 15 | 5 | 6 | 56 | 56.0 |
| WKU | 1/14/21 | 81-54 | W | 32-65 | .492 | 9-24 | .375 | 8-10 | .800 | 9 | 26 | 35 | 38.6 | 17 | 17 | 9 | 6 | 7 | 81 | 59.6 |
| at Western Ky. | 01/17/21 | 60-69 | L | 21-53 | .396 | 8-24 | .333 | 10-11 | .909 | 9 | 21 | 30 | 37.5 | 25 | 14 | 21 | 3 | 7 | 60 | 59.6 |
| Marshall | | 477 | | 171-456 | .375 | 45-180 | .250 | 90-130 | .692 | 86 | 214 | 300 | 37.5 | 153 | 91 | 127 | 41 | 56 | 477 | 59.6 |
| Opponents | | 518 | | 184-481 | .383 | 53-184 | .288 | 97-145 | .669 | 111 | 222 | 333 | 41.6 | 119 | 98 | 124 | 18 | 45 | 518 | 64.8 |

Games played: 8
Points/game: 59.6
FG Pct: 37.5
3FG Pct: 25.0
FT Pct: 69.2

Rebounds/game: 37.5
Assists/game: 11.4
Turnovers/game: 15.9
Assist/turnover ratio: 0.7
Steals/game: 7.0
Blocks/game: 5.1

2020-21 Marshall Women's Basketball
Marshall Team Game-by-Game Comparison (as of Jan 17, 2021)
All games

| Opponent | 1st | 2nd | Score | Mar | Total FG | FG Pct | 3-Pointers | 3FG Pct | Free Throws | FT Pct | Rebounds | Assist | T/Over | Block | Steal | Fouls |
|----------------|-------|-------|-------|------|-------------|-----------|------------|-----------|-------------|-----------|------------|--------|--------|-------|-------|-------|
| RADFORD | 34/30 | 35/28 | 69-58 | +11 | 25-65/20-54 | .385/.370 | 5-24/10-28 | .208/.357 | 14-26/8-13 | .538/.615 | 42/40 +2 | 13/13 | 9/19 | 4/6 | 10/2 | 14/19 |
| Kentucky | 26/41 | 19/38 | 45-79 | (34) | 14-46/33-61 | .304/.541 | 3-20/7-22 | .150/.318 | 14-20/6-10 | .700/600 | 26/40 (14) | 7/20 | 17/12 | 0/1 | 6/6 | 17/16 |
| LOUISIANA TECH | 28/18 | 19/29 | 51-61 | (10) | 18-51/22-76 | .353/.289 | 5-23/5-23 | .217/.217 | 10-16/12-19 | .625/.632 | 47/49 (2) | 11/7 | 22/12 | 14/1 | 5/5 | 22/14 |
| LOUISIANA TECH | 34/21 | 27/36 | 61-57 | +4 | 20-47/19-65 | .426/.292 | 7-21/8-29 | .333/.276 | 14-19/11-12 | .737/.917 | 36/40 (4) | 11/10 | 15/13 | 7/2 | 6/3 | 15/15 |
| Charlotte | 23/28 | 31/47 | 54-75 | (21) | 19-57/26-58 | .333/.448 | 4-22/10-25 | .182/.400 | 12-15/13-19 | .800/.684 | 35/41 (6) | 9/20 | 19/18 | 2/1 | 9/8 | 18/12 |
| Charlotte | 31/23 | 19/27 | 56-65 | (9) | 22-72/20-60 | .306/.333 | 4-22/3-21 | .182/.143 | 8-13/22-28 | .615/.786 | 49/50 (1) | 9/5 | 15/12 | 5/2 | 6/5 | 25/18 |
| WKU | 36/29 | 45/25 | 81-54 | +27 | 32-65/21-54 | .492/.389 | 9-24/3-18 | .375/.167 | 8-10/9-17 | .800/.529 | 35/37 (2) | 17/8 | 9/19 | 6/4 | 7/7 | 17/8 |
| Western Ky. | 27/32 | 33/37 | 60-69 | (9) | 21-53/23-53 | .396/.434 | 8-24/7-18 | .333/.389 | 10-11/16-27 | .909/.593 | 30/36 (6) | 14/15 | 21/19 | 3/1 | 7/9 | 25/17 |

Note: Game totals are displayed in the format TEAM/OPPONENT for each category

Radford 58 • 0-2

| # | Player | | Total | | 3-Ptr | | Rebounds | | | | PF | TP | A | TO | Blk | Stl | Min | | | | | | | | | | | |
|------------------------|---------------------|---|-----------------|--------|--------|-----------------|----------|-------|-----------------|----|----|-------------------|----|----|-------------------|-----|-----|--|----|--|----|--|---|--|---|--|-----|--|
| | | | FG-FGA | FG-FGA | FT-FTA | Off | Def | Total | | | | | | | | | | | | | | | | | | | | |
| 00 | LaLonde,Rachel | * | 5-8 | 2-5 | 0-0 | 0 | 4 | 4 | 2 | 12 | 2 | 4 | 3 | 1 | 0 | 30 | | | | | | | | | | | | |
| 02 | Lindenfeld,Tina | * | 2-6 | 2-4 | 0-0 | 0 | 3 | 3 | 0 | 6 | 1 | 1 | 1 | 0 | 28 | | | | | | | | | | | | | |
| 05 | Montelbano,Danielle | * | 0-1 | 0-0 | 0-0 | 0 | 1 | 1 | 0 | 1 | 0 | 1 | 4 | 1 | 0 | 17 | | | | | | | | | | | | |
| 14 | Wilson,Makaila | * | 6-17 | 4-11 | 2-2 | 3 | 2 | 5 | 2 | 18 | 2 | 0 | 1 | 1 | 1 | 34 | | | | | | | | | | | | |
| 30 | Johnson,Taiye | * | 1-2 | 0-0 | 2-5 | 0 | 3 | 3 | 3 | 4 | 0 | 1 | 0 | 0 | 24 | | | | | | | | | | | | | |
| 01 | Marshall,Destinee | | 2-5 | 1-3 | 0-0 | 0 | 0 | 0 | 2 | 5 | 3 | 0 | 0 | 0 | 15 | | | | | | | | | | | | | |
| 03 | Williams,Ariel | | 1-5 | 0-1 | 2-2 | 1 | 1 | 2 | 0 | 4 | 2 | 3 | 0 | 0 | 10 | | | | | | | | | | | | | |
| 12 | McClean,Bryonna | | 0-6 | 0-2 | 1-2 | 5 | 2 | 7 | 4 | 1 | 0 | 1 | 0 | 0 | 17 | | | | | | | | | | | | | |
| 22 | Tudor,Ashley | | 3-3 | 1-1 | 1-2 | 0 | 3 | 3 | 5 | 8 | 1 | 3 | 0 | 0 | 15 | | | | | | | | | | | | | |
| 24 | Morgan,Kyanna | | 0-1 | 0-1 | 0-0 | 0 | 3 | 3 | 0 | 0 | 1 | 1 | 0 | 0 | 10 | | | | | | | | | | | | | |
| Team | | | | | | | 3 | | 6 | | 9 | | | | | | | | | | | | | | | | | |
| Totals | | | 20-54 | | 10-28 | | 8-13 | | 12 | | 28 | | 40 | | 19 | | 58 | | 13 | | 19 | | 6 | | 2 | | 200 | |
| 1st - FG %: 6-12 50.0% | | | 2nd: 4-12 33.3% | | | 3rd: 7-14 50.0% | | | 4th: 3-16 18.8% | | | Game: 20-54 37.0% | | | Deadball Rebounds | | | | | | | | | | | | | |
| 3rd %: 4-7 57.1% | | | 1-5 20.0% | | | 3-7 42.9% | | | 10-22 45.5% | | | 18-35 51.4% | | | | | | | | | | | | | | | | |
| FT %: 0-0 0.0% | | | 5-6 83.3% | | | 0-1 0.0% | | | 3-6 50.0% | | | 8-13 61.5% | | | | | | | | | | | | | | | | |

Marshall 69 • 1-0

| # | Player | Total | | | 3-Ptr | Rebounds | | | | | | | | | |
|---|-------------------|--------|--------|--------|-------|----------|-----|----|----|----|----|----|-----|-----|-----|
| | | FG-FGA | FG-FGA | FT-FTA | | Off | Def | TP | PF | TP | A | TO | Blk | Stl | Min |
| 00 | Kia Svils | * | 1-3 | 0-1 | 0-2 | 2 | 1 | 3 | 2 | 3 | 1 | 1 | 1 | 31 | |
| 02 | Kristen Mayo | * | 1-8 | 0-3 | 5-6 | 0 | 6 | 6 | 2 | 7 | 3 | 1 | 0 | 3 | 29 |
| 03 | CC Mays | * | 2-8 | 0-2 | 0-2 | 3 | 2 | 5 | 2 | 4 | 2 | 0 | 0 | 1 | 26 |
| 04 | Savannah Wheeler | | 7-16 | 3-9 | 8-12 | 0 | 3 | 3 | 0 | 25 | 1 | 1 | 1 | 2 | 27 |
| 34 | Lorelei Roper | * | 4-6 | 0-0 | 1-2 | 4 | 4 | 8 | 3 | 9 | 0 | 1 | 0 | 2 | 25 |
| 11 | Ksenija Mitric | | 3-10 | 2-6 | 0-0 | 0 | 2 | 2 | 1 | 8 | 3 | 0 | 0 | 0 | 22 |
| 21 | Sarah Liberatoro | | 0-1 | 0-1 | 0-0 | 0 | 0 | 0 | 0 | 0 | 0 | 1 | 0 | 0 | 5 |
| 23 | Alexis Johnson | | 6-11 | 0-2 | 0-2 | 5 | 4 | 9 | 1 | 12 | 1 | 0 | 0 | 1 | 21 |
| 25 | Mahogany Matthews | | 1-2 | 0-0 | 0-0 | 2 | 0 | 2 | 4 | 2 | 0 | 3 | 2 | 0 | 14 |
| | Team | | | | | 1 | 3 | 4 | | | 1 | | | | |
| Totals | | | 25-65 | 5-24 | 14-26 | 17 | 25 | 42 | 14 | 69 | 13 | 9 | 4 | 10 | 200 |
| 1st - FGs: 7-23 30.4% 2nd: 7-15 46.7% 3rd: 6-15 40.0% 4th: 5-12 41.7% Game: 25-65 38.5% Deadball | | | | | | | | | | | | | | | |
| 3FG: 1-9 11.1% 2-6 33.3% 1-6 16.7% 1-3 33.3% 5-24 20.8% Rebounds | | | | | | | | | | | | | | | |
| FT %: 0-0 0.0% 3-6 50.0% 2-6 33.3% 9-14 64.3% 14-26 53.8% 7 | | | | | | | | | | | | | | | |

Officials: Troy Winders, Marla Gearhart, Royce Blevins
Technical fouls: Radford-None. Marshall-None.
Attendance: 412

| Score by periods | 1st | 2nd | 3rd | 4th | Total |
|------------------|-----|-----|-----|-----|-----------|
| Radford | 16 | 14 | 17 | 11 | 58 |
| Marshall | 15 | 19 | 15 | 20 | 69 |

Louisiana Tech 61 • 6-1 (1-0 C-USA)

| # | Player | Total | | 3-Ptr | Rebounds | | | | | | | Min | | | |
|-----------------|--------------------|--------|-----------|--------|-----------|-------|-----------|-------|-------------|-------|----------|-----|-----|---|-----|
| | | FG-FGA | FG-FGA | FT-FTA | Off | Def | TP | TP | A | TO | Blk | | Stl | | |
| 01 | Guinto,Raizel | * | 3-14 | 2-9 | 2-4 | 1 | 6 | 7 | 1 | 10 | 1 | 2 | 1 | 2 | 42 |
| 02 | Walker,Keiunna | * | 9-20 | 0-3 | 8-10 | 2 | 2 | 4 | 4 | 26 | 2 | 3 | 0 | 1 | 37 |
| 10 | Dixon,Amber | * | 4-8 | 1-1 | 1-2 | 1 | 10 | 11 | 1 | 10 | 2 | 1 | 0 | 0 | 40 |
| 24 | Sant,Lotte | * | 2-8 | 2-7 | 0-0 | 3 | 2 | 5 | 1 | 6 | 2 | 0 | 0 | 0 | 33 |
| 44 | Roberson,Anna Larr | * | 2-10 | 0-0 | 0-0 | 2 | 1 | 3 | 4 | 4 | 0 | 1 | 0 | 1 | 23 |
| 15 | Bolden,Monette | | 0-0 | 0-0 | 0-0 | 0 | 0 | 0 | 1 | 0 | 0 | 1 | 0 | 0 | 1 |
| 21 | Harris,Brianna | | 2-9 | 0-0 | 1-3 | 3 | 2 | 5 | 1 | 5 | 0 | 2 | 0 | 0 | 25 |
| 22 | Jackson,Tyler | | 0-6 | 0-3 | 0-0 | 1 | 0 | 1 | 0 | 0 | 0 | 2 | 0 | 0 | 15 |
| 23 | Murua,Irene | | 0-1 | 0-0 | 0-0 | 1 | 1 | 2 | 1 | 0 | 0 | 0 | 0 | 1 | 9 |
| | Team | | | | | 7 | 4 | 11 | | | | | | | |
| Totals | | | 22-76 | 5-23 | 12-19 | 21 | 28 | 49 | 14 | 61 | 7 | 12 | 1 | 5 | 225 |
| 1st: FG %: 4-16 | | 25.0% | 2nd: 2-16 | 12.5% | 3rd: 6-21 | 28.6% | 4th: 6-16 | 37.5% | Game: 22-76 | 28.9% | Deadball | | | | |
| 3FG %: 2-8 | | 25.0% | 0-2 | 0.0% | 1-4 | 25.0% | 1-6 | 16.7% | 5-23 | 21.7% | Rebounds | | | | |
| FT %: 2-3 | | 66.7% | 2-2 | 100.0% | 3-7 | 42.9% | 0-0 | 0.0% | 12-19 | 63.2% | | | | | |

Marshall 51 • 1-2 (0-1 C-USA)

| # | Player | | Total | | | 3-Ptr | Rebounds | | | PF | TP | A | TO | Blk | Stl | Min |
|------------|-------------------|---|--------|--------|-----------|-------|----------|----------|-------|-----------|-------|-------------|----------|----------|-----|-----|
| | | | FG-FGA | FG-FGA | FT-FTA | Off | Def | Tot | | | | | | | | |
| 04 | Savannah Wheeler | * | 1-7 | 0-4 | 5-6 | 2 | 9 | 11 | 2 | 7 | 5 | 7 | 0 | 3 | 41 | |
| 20 | Taylor Pearson | * | 6-11 | 3-8 | 1-2 | 0 | 6 | 6 | 1 | 16 | 3 | 1 | 2 | 0 | 41 | |
| 23 | Alexis Johnson | * | 7-11 | 0-1 | 2-2 | 0 | 11 | 11 | 2 | 16 | 0 | 3 | 0 | 1 | 34 | |
| 24 | Kennedi Colclough | * | 2-6 | 0-1 | 0-0 | 2 | 2 | 4 | 4 | 4 | 2 | 3 | 4 | 1 | 29 | |
| 32 | Paige Shy | * | 1-8 | 1-7 | 1-2 | 0 | 2 | 2 | 3 | 4 | 1 | 2 | 1 | 0 | 34 | |
| 03 | CC Mays | | 2-2 | 0-0 | 0-0 | 0 | 1 | 1 | 5 | 0 | 3 | 0 | 0 | 0 | 16 | |
| 21 | Sarah Liberatore | | 1-3 | 1-2 | 0-0 | 0 | 0 | 0 | 0 | 3 | 0 | 1 | 0 | 0 | 9 | |
| 25 | Mahogany Matthews | | 0-3 | 0-0 | 1-4 | 3 | 2 | 5 | 5 | 1 | 0 | 1 | 7 | 0 | 21 | |
| | Team | | | | | 1 | 6 | 7 | | | 1 | | | | | |
| Totals | | | 18-51 | 5-23 | 10-16 | 8 | 39 | 47 | 22 | 51 | 11 | 22 | 14 | 5 | 225 | |
| 1st - FG % | | | 4-14 | 28.6% | 2nd: 7-13 | 3-6 | 53.8% | 3rd: 3-8 | 37.5% | 4th: 3-11 | 27.3% | Game: 18-51 | 35.3% | Deadball | | |
| 3FG % | | | 1-7 | 14.3% | 3-6 | 50.0% | 1-4 | 25.0% | 0-4 | 0.0% | 5-23 | 21.7% | Rebounds | | | |
| FT % | | | 2-6 | 33.3% | 0-0 | 0.0% | 4-4 | 100.0% | 2-4 | 50.0% | 10-16 | 62.5% | 3 | | | |

Officials: Kevin Pethel, Michael McConnell, Natosha Harris
Technical fouls: Louisiana Tech-None. Marshall-None.
Attendance: 381

| Score by periods | 1st | 2nd | 3rd | 4th | OT | Total |
|------------------|-----|-----|-----|-----|----|-----------|
| Louisiana Tech | 12 | 6 | 16 | 13 | 14 | 61 |
| Marshall | 11 | 17 | 11 | 8 | 4 | 51 |

Last FG - LATECH OT-01:10, MAR OT-03:40.
Largest lead - LATECH by 10 OT-00:37, MAR by 12 3rd-08:15.
LATECH led for 16:52. MAR led for 25:11. Game was tied for 02:26.

| | | | | |
|-----|-----|--------|-------|-------|
| n | Off | 2nd | Fast | |
| int | T/O | Chance | Break | Bench |
| 0 | 15 | 21 | 4 | 5 |
| 0 | 10 | 1 | 4 | 4 |

Score tied - 3 times.
Lead changed - 4 times.

Marshall 45 • 1-1,0-0 C-USA

| # | Player | Total | | | 3-Ptr | Rebounds | | | | | | | | | |
|--------|-------------------|--------|--------|--------|-------|----------|------|-------|------|------|-------|-------|-------|-------|----------|
| | | FG-FTA | FG-FGA | FT-FTA | | Off | Def | Tot | PF | TP | A | To | Blk | Stl | Min |
| 34 | Lorelei Roper | f | 2-3 | 0-0 | 0-0 | 0 | 2 | 2 | 0 | 4 | 1 | 0 | 0 | 0 | 25 |
| 00 | Kia Sivils | g | 0-4 | 0-1 | 0-0 | 0 | 1 | 1 | 2 | 0 | 3 | 0 | 0 | 0 | 27 |
| 02 | Kristen Mayo | | 1-7 | 0-4 | 1-2 | 0 | 3 | 3 | 2 | 3 | 1 | 3 | 0 | 2 | 31 |
| 03 | CC Mays | g | 1-4 | 1-3 | 3-4 | 0 | 1 | 1 | 5 | 6 | 1 | 1 | 0 | 0 | 19 |
| 04 | Savannah Wheeler | g | 2-10 | 0-5 | 5-6 | 1 | 2 | 3 | 0 | 9 | 1 | 1 | 0 | 1 | 28 |
| 11 | Ksenija Mitric | | 0-4 | 0-4 | 0-0 | 0 | 2 | 2 | 0 | 0 | 3 | 3 | 0 | 0 | 17 |
| 21 | Sarah Liberatore | | 0-0 | 0-0 | 0-0 | 0 | 0 | 0 | 1 | 0 | 0 | 1 | 0 | 0 | 2 |
| 23 | Alexis Johnson | | 6-9 | 2-2 | 2-4 | 2 | 2 | 4 | 3 | 16 | 0 | 1 | 0 | 3 | 25 |
| 25 | Mahogany Matthews | | 1-3 | 0-0 | 3-4 | 1 | 1 | 2 | 2 | 5 | 0 | 1 | 0 | 0 | 15 |
| 32 | Paige Shy | | 1-2 | 0-1 | 0-0 | 1 | 0 | 1 | 2 | 2 | 0 | 2 | 0 | 0 | 11 |
| Team | | | | | | 3 | 4 | 7 | | | 1 | | | | |
| Totals | | | 14-46 | 3-20 | 14-20 | 8 | 18 | 26 | 17 | 45 | 7 | 17 | 0 | 6 | 200 |
| 1st | 3FG%: 3-11 | 27.3% | 2nd: | 7-11 | 63.6% | 3rd: | 3-12 | 25.0% | 4th: | 1-12 | 8.3% | Game: | 14-46 | 30.4% | Deadball |
| | 3FG%: 0-2 | 0.0% | | 2-5 | 40.0% | | 0-5 | 0.0% | | 1-8 | 12.5% | | 3-20 | 15.0% | Rebounds |
| | FT%: 1-2 | 50.0% | | 3-4 | 75.0% | | 4-6 | 66.7% | | 6-8 | 75.0% | | 14-20 | 70.0% | |

Kentucky 79 • 5-0,0-0 SEC

| # | Player | Total | | | 3-Ptr | Rebounds | | | | | | | | | | |
|--------|-------------------|--------|--------|--------|-------|----------|------|------|--------|------|------|-------|-------|-------|-------|----------|
| | | FG-FGA | FG-FGA | FT-FTA | Off | Def | Tot | PF | TP | A | T | Bk | Stl | Min | | |
| ## | Dre'Una Edwards | f | 6-7 | 1-1 | 0-0 | 2 | 6 | 8 | 3 | 13 | 5 | 2 | 0 | 0 | 21 | |
| 00 | Olivia Owens | c | 4-6 | 0-0 | 2-2 | 1 | 4 | 5 | 1 | 10 | 1 | 2 | 0 | 0 | 21 | |
| 05 | Blair Green | | 8-13 | 1-4 | 0-0 | 1 | 4 | 1 | 0 | 17 | 1 | 0 | 0 | 2 | 25 | |
| 10 | Rhyné Howard | g | 5-11 | 3-7 | 0-0 | 2 | 3 | 5 | 2 | 13 | 5 | 1 | 1 | 1 | 31 | |
| 15 | Chasity Patterson | | 1-5 | 0-3 | 2-2 | 0 | 2 | 2 | 2 | 4 | 1 | 1 | 0 | 1 | 20 | |
| 01 | Robyn Benton | g | 3-5 | 1-3 | 1-1 | 0 | 2 | 2 | 1 | 8 | 3 | 3 | 0 | 0 | 17 | |
| 12 | Treasure Hunt | | 1-5 | 0-2 | 0-1 | 1 | 2 | 3 | 1 | 2 | 2 | 1 | 0 | 1 | 16 | |
| 14 | Tatyana Wyatt | | 1-4 | 0-1 | 0-0 | 1 | 1 | 2 | 1 | 2 | 0 | 0 | 0 | 1 | 11 | |
| 20 | Eryn Toller | | 1-1 | 0-0 | 1-2 | 0 | 1 | 1 | 1 | 3 | 0 | 1 | 0 | 0 | 5 | |
| 21 | Nyah Leveretter | | 2-3 | 0-0 | 0-0 | 4 | 4 | 8 | 3 | 4 | 0 | 0 | 0 | 0 | 23 | |
| 23 | Kameron Roach | | 1-1 | 1-1 | 0-0 | 0 | 1 | 1 | 1 | 3 | 2 | 0 | 0 | 0 | 10 | |
| Team | | | | | | 1 | 1 | 2 | | | 1 | | | | | |
| Totals | | | 33-61 | 7-22 | 6-10 | 12 | 28 | 40 | 16 | 79 | 20 | 12 | 1 | 6 | 200 | |
| | | | | | | | | | | | | | | | | |
| 1st | FG % | 8-15 | 53.3% | 2nd: | 9-16 | 56.3% | 3rd: | 9-15 | 60.0% | 4th: | 7-15 | 46.7% | Game: | 33-61 | 54.1% | Deadball |
| | 3FG % | 4-7 | 57.1% | | 0-3 | 0.0% | | 0-2 | 0.0% | | 1-6 | 16.7% | | 7-22 | 31.8% | Rebounds |
| | FT % | 2-2 | 100.0% | | 1-1 | 100.0% | | 2-2 | 100.0% | | 1-5 | 20.0% | | 6-10 | 60.0% | |

Officials: Dee Kantner, Cameron Inouye, Beverly Roberts
Technical fouls: Marshall-None, Kentucky-None.

Attendance: 1200

2020-21 Women's Basketball. Round: 0. Kentucky vs Marshall. Played at Memorial

| Score by periods | 1st | 2nd | 3rd | 4th | Total |
|------------------|-----|-----|-----|-----|-----------|
| Marshall | 7 | 19 | 10 | 9 | 45 |
| Kentucky | 22 | 19 | 22 | 16 | 79 |

Last FG - MAR 4th-01:48 IJK 4th-00:55

Largest lead - MAR None, UK by 34 4th-02:06.

MAR led for 00:00. UK led for 39:47. Game was tied for 00:13.

Score tied - 0 times.
Lead changed - 0 times.

Louisiana Tech 57 • 6-2 (1-1 C-USA)

| # | Player | Total | | | 3-Ptr | | | Rebounds | | | | | | | |
|---------------|--------------------|--------|-----------|--------|-----------|--------|-----------|----------|-------------|----|-------|----------|----|-----|-----|
| | | FG-FGA | FG-FGA | FT-FTA | FG-FGA | FG-FGA | FT-FTA | Off | Def | TP | PF | A | TO | Blk | Stl |
| 01 | Guinto,Raizel | * 7-12 | 5-9 | 1-1 | 1-1 | 1 | 3 | 4 | 5 | 20 | 1 | 1 | 0 | 0 | 28 |
| 02 | Walker,Keiunna | * 5-18 | 1-4 | 1-1 | 0 | 3 | 3 | 4 | 12 | 1 | 1 | 0 | 0 | 0 | 31 |
| 10 | Dixon,Amber | * 1-4 | 0-3 | 4-5 | 2 | 10 | 12 | 2 | 6 | 5 | 6 | 2 | 1 | 33 | |
| 24 | Sant,Lotte | * 2-10 | 2-10 | 0-0 | 1 | 1 | 2 | 1 | 6 | 0 | 0 | 0 | 0 | 1 | 27 |
| 44 | Roberson,Anna Larr | * 4-10 | 0-0 | 3-3 | 4 | 4 | 8 | 0 | 11 | 1 | 0 | 0 | 0 | 0 | 31 |
| 03 | Lee,Robyn | 0-1 | 0-1 | 0-0 | 0 | 0 | 0 | 0 | 0 | 0 | 1 | 0 | 0 | 0 | 4 |
| 15 | Bolden,Monette | 0-0 | 0-0 | 2-2 | 0 | 0 | 0 | 0 | 2 | 0 | 0 | 0 | 0 | 0 | 5 |
| 21 | Harris,Brianna | 0-3 | 0-0 | 0-0 | 2 | 2 | 4 | 1 | 0 | 0 | 3 | 0 | 0 | 0 | 13 |
| 22 | Jackson,Tyler | 0-6 | 0-2 | 0-0 | 3 | 0 | 3 | 2 | 0 | 2 | 1 | 0 | 0 | 0 | 23 |
| 23 | Muraa,Irene | 0-1 | 0-0 | 0-0 | 2 | 0 | 2 | 0 | 0 | 0 | 1 | 0 | 0 | 0 | 5 |
| Team | | | | | | | | 2 | 0 | 2 | | | | | |
| Totals | | 19-65 | 8-29 | 11-12 | 17 | 23 | 40 | 15 | 57 | 10 | 13 | 2 | 3 | 200 | |
| 1st FG%: 3-17 | | 17.6% | 2nd: 5-18 | 27.8% | 3rd: 5-18 | 27.8% | 4th: 6-16 | 37.5% | Game: 19-65 | | 29.2% | Deadball | | | |
| 3FG%: 2-7 | | 28.6% | 0-4 | 0.0% | 3-10 | 30.0% | 3-8 | 37.5% | 8-29 | | 27.6% | Rebounds | | | |

Marshall 61 • 2-2 (1-1 C-USA)

| # | Player | Total | | 3-Ptr | Rebounds | | | | | | | | | | | |
|-----|-------------------|--------|--------|--------|----------|------|--------|----|------|------|-------|-----|-------|-------|-------|----------|
| | | FG-FGA | FG-FGA | FT-FTA | Off | Def | TP | PF | TP | A | TO | Blk | Stl | Min | | |
| 4 | Savannah Wheeler | * 3-10 | 3-10 | 7-8 | 0 | 2 | 2 | 2 | 16 | 1 | 2 | 0 | 1 | 31 | | |
| 20 | Taylor Pearson | * 3-9 | 1-4 | 3-4 | 1 | 3 | 4 | 4 | 10 | 1 | 4 | 0 | 1 | 33 | | |
| 23 | Alexis Johnson | * 2-6 | 0-1 | 0-0 | 1 | 6 | 7 | 1 | 4 | 0 | 1 | 0 | 1 | 29 | | |
| 24 | Kennedi Colclough | * 4-6 | 0-0 | 0-0 | 1 | 2 | 3 | 2 | 8 | 2 | 2 | 2 | 0 | 26 | | |
| 32 | Paige Shy | * 3-5 | 3-5 | 2-4 | 0 | 9 | 9 | 2 | 11 | 3 | 1 | 0 | 1 | 28 | | |
| 03 | CC Mays | 3-7 | 0-0 | 2-2 | 2 | 3 | 5 | 1 | 8 | 3 | 2 | 0 | 0 | 20 | | |
| 21 | Sarah Liberator | 1-2 | 0-1 | 0-1 | 0 | 0 | 0 | 0 | 2 | 0 | 0 | 0 | 1 | 8 | | |
| 25 | Mahogany Matthews | 1-2 | 0-0 | 0-0 | 1 | 3 | 4 | 3 | 2 | 1 | 3 | 5 | 1 | 25 | | |
| | Team | | | | 0 | 2 | 2 | | | | | | | | | |
| | Totals | 20-47 | 7-21 | 14-19 | 6 | 30 | 36 | 15 | 61 | 11 | 15 | 7 | 6 | 200 | | |
| 1st | FG % | 6-14 | 42.9% | | 3rd: | 5-13 | 38.5% | | 4th: | 2-7 | 28.6% | | Game: | 20-47 | 42.6% | Deadball |
| | 3-5 | | | | | 2-8 | 25.0% | | | 0-4 | 0.0% | | | 7-21 | 33.3% | Rebounds |
| | FT % | 9-9 | 100.0% | | | 2-2 | 100.0% | | | 9-12 | 75.0% | | | 14-19 | 73.7% | |

Officials: Neonta Williams, Talisa Green, Royce Blevins
Technical fouls: Louisiana Tech-None. Marshall-None.
Attendance: 366

| Score by periods | 1st | 2nd | 3rd | 4th | Total |
|------------------|-----|-----|-----|-----|-----------|
| Louisiana Tech | 8 | 13 | 16 | 20 | 57 |
| Marshall | 14 | 20 | 14 | 13 | 61 |

Last FG - LATECH 4th-00:09, MAR 4th-03:40.
Largest lead - LATECH None, MAR by 17 3rd-03:56.
LATECH led for 00:00. MAR led for 38:11. Game won by MAR.

Score tied - 1 time.
Lead changed - 0 times.

Marshall 54 • 2-3,1-2 C-USA

| # | Player | | Total | | 3-Ptr | | Rebounds | | | | | | | | | |
|----------------|-------------------|---|--------|-----------|--------|-----------|----------|-----------|-------|-------------|----|---|-------|----------|-----|-----|
| | | | FG-FGA | FG-FG% | FT-FTA | FT-FT% | Off | Def | Tot | PF | TP | A | TO | Blk | Stl | Min |
| 20 | Taylor Pearson | f | 3-10 | 0-4 | 1-1 | 0 | 3 | 3 | 2 | 7 | 2 | 2 | 0 | 0 | 2 | 31 |
| 23 | Alexis Johnson | | 4-7 | 1-4 | 0-0 | 3 | 6 | 9 | 3 | 9 | 0 | 3 | 0 | 0 | 2 | 25 |
| 24 | Kennedi Colclough | f | 1-6 | 0-3 | 2-2 | 3 | 4 | 7 | 5 | 4 | 2 | 1 | 0 | 0 | 0 | 24 |
| 04 | Savannah Wheeler | g | 4-11 | 1-3 | 7-9 | 1 | 2 | 3 | 2 | 16 | 2 | 4 | 0 | 0 | 0 | 33 |
| 32 | Paige Shy | g | 2-5 | 1-4 | 0-0 | 1 | 2 | 3 | 1 | 5 | 1 | 4 | 0 | 0 | 0 | 28 |
| 03 | CC Mays | | 2-8 | 0-2 | 2-3 | 0 | 2 | 2 | 3 | 6 | 2 | 3 | 0 | 0 | 3 | 25 |
| 21 | Sarah Liberatore | | 1-2 | 1-2 | 0-0 | 0 | 1 | 1 | 0 | 3 | 0 | 0 | 0 | 0 | 0 | 13 |
| 25 | Mahogany Matthews | | 2-8 | 0-0 | 0-0 | 3 | 2 | 5 | 2 | 4 | 0 | 2 | 2 | 2 | 0 | 21 |
| | Team | | | | | 0 | 2 | 2 | | | | | | | | |
| Totals | | | 19-57 | 4-22 | 12-15 | | 11 | 24 | 35 | 18 | 54 | 9 | 19 | 2 | 9 | 200 |
| 1st - FG: 4-14 | | | 28.6% | 2nd: 4-15 | 26.7% | 3rd: 3-12 | 25.0% | 4th: 8-16 | 50.0% | Game: 19-57 | | | 33.3% | Deadball | | |
| 3FG: 0-4 | | | 0.0% | 1-5 | 20.0% | 1-5 | 20.0% | 2-3 | 66.7% | 4: 18.2% | | | 18.2% | Rebounds | | |
| FT: 4-4 | | | 100.0% | 2-3 | 66.7% | 4-5 | 80.0% | 2-3 | 66.7% | 12-15 | | | 80.0% | | | |

Charlotte 75 • 2-4, 1-0 C-USA

| # | Player | | Total | | 3-Ptr | Rebounds | | | PF | TP | A | TO | Blk | Stl | Min |
|--------|----------------------|------|--------|--------|--------|----------|-----|-------|----|----|----|----|-----|-----|-----|
| | | | FG-FGA | FG-FGA | FT-FTA | Off | Def | Total | | | | | | | |
| 02 | Jazmin Harris | c | 3-5 | 0-0 | 2-3 | 0 | 3 | 3 | 0 | 8 | 0 | 2 | 0 | 1 | 12 |
| 03 | Mariah Linney | g | 5-10 | 5-9 | 0-0 | 1 | 5 | 6 | 2 | 15 | 2 | 3 | 1 | 1 | 30 |
| 12 | Jacee Busick | g | 1-7 | 1-5 | 1-2 | 1 | 4 | 5 | 2 | 4 | 2 | 2 | 0 | 0 | 31 |
| 13 | Octavia Jett-Willson | jett | 7-15 | 1-3 | 4-4 | 0 | 4 | 4 | 2 | 19 | 3 | 3 | 0 | 0 | 30 |
| 15 | Jada McMillian | g | 1-3 | 1-1 | 2-2 | 0 | 1 | 1 | 0 | 5 | 10 | 2 | 0 | 2 | 33 |
| 00 | Imani Howard | | 0-0 | 0-0 | 0-2 | 0 | 0 | 0 | 1 | 0 | 0 | 1 | 0 | 1 | 3 |
| 04 | Tamia Davis | | 3-9 | 1-6 | 0-0 | 1 | 2 | 3 | 1 | 7 | 2 | 1 | 0 | 1 | 13 |
| 24 | Molina Williams | | 6-7 | 1-1 | 4-4 | 3 | 5 | 8 | 3 | 17 | 0 | 3 | 0 | 1 | 25 |
| 34 | Dara Pearson | | 0-2 | 0-0 | 0-2 | 4 | 4 | 8 | 1 | 0 | 1 | 1 | 0 | 1 | 23 |
| Team | | | | | | 2 | 1 | 3 | | | | | | | |
| Totals | | | 26-58 | 10-25 | 13-19 | 12 | 29 | 41 | 12 | 75 | 20 | 18 | 1 | 8 | 200 |

1st - FG %: 5-13 38.5%
3Pt %: 1-5 20.0%
FT %: 4-5 100.0%

2nd: 6-14 42.9%
3rd: 3-7 42.9%
4th: 4-5 80.0%

3rd: 8-17 47.1%
4th: 5-9 55.6%
5th: 5-7 71.4%

Game: 26-58 44.8%
10-25 40.0%
13-19 68.4%

Deadball
Rebounds

Officials: Nykesha Thompson, Michael McConnell, Mark Zentz
 Technical fouls: Marshall-None. Charlotte-None.
 Attendance: 48
 2020-21 Women's Basketball. Round: 0. Charlotte vs Marshall. Played at Halton

| Score by periods | 1st | 2nd | 3rd | 4th | Total | | | | | | |
|------------------|-----|-----|-----|-----|-------|--------|-------|-----|--------|-------|-------|
| Marshall | 12 | 11 | 11 | 20 | 54 | Points | In | Off | 2nd | Fast | |
| | | | | | | Paint | Paint | T/O | Chance | Break | Bench |
| Charlotte | 15 | 13 | 23 | 24 | 75 | MAR | 18 | 11 | 15 | 9 | 13 |
| | | | | | | CHARI | 18 | 19 | 10 | 7 | 24 |

Last FG - MAR 4th-00:56, CHARL 4th-01:12.
Largest lead - MAR by 1 1st-01:09, CHARL by 26 4th-02:56.
MAR led for 01:13. CHARL led for 35:37. Game was tied for 03:10.

Score tied - 3 times.
Lead changed - 6 times.

WKU 54 • 2-7, 1-2 C-USA

| # | Player | Total | | 3-Ptr | | Rebounds | | | | | | | | | |
|-----------|------------------|--------|---------|-----------|---------|-----------|-------|-----------|-------|-------------|---|-------|-------------------|-----|------|
| | | FG-FGA | FG-FGA% | FT-FTA | FT-FTA% | Off | Def | Tot | PF | TP | A | TO | Bk | Stl | Mins |
| 00 | Haywood,Myriah | * 3-8 | 0-0 | 0-0 | | 1 | 1 | 2 | 0 | 6 | 1 | 3 | 0 | 0 | 28 |
| 01 | Sivori,Hope | * 3-9 | 0-3 | 4-8 | | 1 | 2 | 3 | 1 | 10 | 4 | 5 | 0 | 3 | 29 |
| 03 | Collett,Ally | * 2-7 | 1-4 | 0-0 | | 0 | 1 | 1 | 2 | 5 | 0 | 1 | 0 | 0 | 19 |
| 12 | Pouye,Fatou | * 6-13 | 1-5 | 1-1 | | 2 | 8 | 10 | 1 | 14 | 0 | 2 | 0 | 1 | 36 |
| 40 | Abdelgawad,Meral | * 0-2 | 0-1 | 0-2 | | 1 | 4 | 5 | 2 | 0 | 2 | 2 | 1 | 2 | 30 |
| 10 | Kallenberg,Jenna | 0-3 | 0-3 | 0-0 | | 0 | 0 | 0 | 0 | 0 | 0 | 0 | 0 | 0 | 9 |
| 15 | Elgedawy,Raneem | 7-12 | 1-2 | 2-2 | | 4 | 6 | 10 | 0 | 17 | 1 | 4 | 3 | 0 | 24 |
| 21 | Hunter,Tori | 0-0 | 0-0 | 0-0 | | 0 | 0 | 0 | 0 | 0 | 0 | 0 | 0 | 0 | 3 |
| 25 | Smith,Jordan | 0-0 | 0-0 | 0-0 | | 0 | 1 | 1 | 1 | 0 | 0 | 0 | 0 | 0 | 12 |
| 30 | Kulo,Selma | 0-0 | 0-0 | 2-2 | | 0 | 1 | 1 | 1 | 2 | 0 | 1 | 0 | 1 | 10 |
| Team | | | | | | 2 | 2 | 4 | | | | 1 | | | |
| Totals | | 21-54 | 3-18 | 9-17 | | 11 | 26 | 37 | 8 | 54 | 8 | 19 | 4 | 7 | 200 |
| 1st FG %: | | 7-18 | 38.9% | 2nd: 6-12 | 50.0% | 3rd: 5-14 | 35.7% | 4th: 3-10 | 30.0% | Game: 21-54 | | 38.9% | Deadball Rebounds | | |
| 3FG %: | | 1-6 | 16.7% | 1-3 | 33.3% | 1-5 | 20.0% | 0-4 | 0.0% | 3-18 | | 16.7% | | | |
| FT %: | | 1-4 | 25.0% | 0-0 | 0.0% | 0-2 | 0.0% | 8-11 | 72.7% | 9-17 | | 52.9% | | | |
| | | | | | | | | | | | | | 4 | | |

Marshall 81 • 3-4, 2-3 C-USA

| # | Player | Total | | | 3-Ptr | | Rebounds | | | | | | | | | |
|------------------|-------------------|--------|-----------|--------|-----------|--------|------------|-------|-------------|-------|----------|-----|-----|-----|--|--|
| | | FG-FG% | FG-FG% | FT-FTA | Off | Def | Tot | PF | TP | A | T | Blk | Stl | Min | | |
| 02 | Kristen Mayo | * 7-11 | 2-6 | 2-2 | 0 | 5 | 5 | 0 | 18 | 4 | 1 | 0 | 2 | 29 | | |
| 04 | Savannah Wheeler | * 7-16 | 3-7 | 3-4 | 1 | 2 | 3 | 0 | 20 | 6 | 0 | 0 | 0 | 28 | | |
| 20 | Taylor Pearson | * 4-8 | 2-4 | 0-0 | 0 | 4 | 4 | 2 | 10 | 2 | 1 | 1 | 0 | 23 | | |
| 24 | Kennedi Colclough | * 2-2 | 0-0 | 0-0 | 0 | 1 | 1 | 1 | 4 | 0 | 0 | 0 | 1 | 18 | | |
| 34 | Lorelei Roper | * 3-7 | 0-0 | 0-0 | 0 | 3 | 3 | 2 | 6 | 0 | 1 | 0 | 1 | 19 | | |
| 03 | Kia Sivils | 0-2 | 0-1 | 0-0 | 2 | 2 | 4 | 2 | 0 | 1 | 1 | 2 | 0 | 19 | | |
| 03 | CC Mays | 2-3 | 0-0 | 3-4 | 1 | 2 | 3 | 2 | 7 | 3 | 2 | 0 | 1 | 17 | | |
| 21 | Sarah Liberatore | 1-1 | 1-1 | 0-0 | 0 | 0 | 0 | 0 | 3 | 0 | 0 | 0 | 0 | 2 | | |
| 23 | Alexis Johnson | 3-3 | 0-0 | 0-0 | 2 | 1 | 3 | 2 | 6 | 0 | 1 | 0 | 2 | 13 | | |
| 25 | Mahogany Matthews | 2-7 | 0-0 | 0-0 | 0 | 0 | 0 | 3 | 4 | 0 | 0 | 3 | 0 | 15 | | |
| 32 | Paige Shy | 1-5 | 1-5 | 0-0 | 1 | 1 | 2 | 3 | 3 | 1 | 2 | 0 | 0 | 17 | | |
| Team | | | | | 2 | 5 | 7 | | | | | | | | | |
| Totals | | 32-65 | 9-24 | 8-10 | 9 | 26 | 35 | 17 | 81 | 17 | 9 | 6 | 7 | 200 | | |
| 1st - FG %: 9-16 | | 56.3% | 2nd: 5-15 | 33.3% | 3rd: 8-18 | 44.4% | 4th: 10-16 | 62.5% | Game: 32-65 | 49.2% | Deadball | | | | | |
| 3FG %: 3-5 | | 60.0% | 4th: 0-5 | 0.0% | 5th: 3-7 | 42.9% | 6th: 3-9 | 33.3% | 7th: 9-12 | 75.0% | Rebounds | | | | | |
| FT %: 1-2 | | 50.0% | 8th: 4-4 | 100.0% | 9th: 2-2 | 100.0% | 10th: 3-2 | 50.0% | 11th: 8-10 | 80.0% | | | | | | |

Officials: Molly Caldwell, Marla Gearhart, Josh Howell
Technical fouls: WKU-None. Marshall-None.
Attendance: 391

| Score by periods | 1st | 2nd | 3rd | 4th | Total | | | | | | |
|------------------|-----|-----|-----|-----|-------|--------|-----|--------|-------|-------|----|
| WKU | 16 | 13 | 11 | 14 | 54 | Points | In | Off | 2nd | Fast | |
| | | | | | | Paint | T/O | Chance | Break | Bench | |
| Marshall | 22 | 14 | 21 | 24 | 81 | WKU | 30 | 9 | 11 | 2 | 19 |
| | | | | | | MAR | 34 | 17 | 8 | 16 | 23 |

Last FG - WKU 4th-04:28, MAR 4th-00:26.
Largest lead - WKU None, MAR by 27 4th-00:26.
WKU led for 00:00. MAR led for 39:00. Game was tied for 01:00.

Score tied - 0 times.
Lead changed - 0 times.

USA

| | | Total | 3-Ptr | | | Rebounds | | | | | | | | | |
|-----------|-------------------|--------|--------|-----------|-------|-----------|-------|-----------|-------|-------|-------|-------|----------|-----|-----|
| # | Player | FG-FGA | FG-FGA | FT-FTA | Off | Def | Total | PF | TP | A | TO | Blk | Stl | Min | |
| 20 | Taylor Pearson | f | 2-11 | 0-4 | 1-2 | 0 | 6 | 6 | 4 | 5 | 1 | 4 | 0 | 1 | 31 |
| 23 | Alexis Johnson | | 5-16 | 1-4 | 0-1 | 5 | 9 | 14 | 3 | 11 | 1 | 2 | 0 | 1 | 38 |
| 24 | Kennedi Colclough | f | 4-14 | 0-3 | 2-2 | 4 | 3 | 7 | 1 | 10 | 1 | 0 | 1 | 1 | 33 |
| 34 | Savannah Wheeler | | 4-10 | 1-3 | 2-3 | 1 | 1 | 2 | 2 | 11 | 3 | 5 | 0 | 0 | 42 |
| 02 | Paige Shy | g | 2-5 | 2-5 | 2-2 | 1 | 4 | 5 | 5 | 8 | 0 | 1 | 0 | 1 | 32 |
| 03 | CC Mays | g | 5-14 | 0-1 | 1-3 | 6 | 7 | 13 | 5 | 11 | 3 | 1 | 0 | 2 | 28 |
| 21 | Sarah Liberatore | | 0-0 | 0-0 | 0-0 | 0 | 0 | 0 | 0 | 0 | 0 | 0 | 0 | 0 | 4 |
| 25 | Mahogany Matthews | | 0-2 | 0-2 | 0-0 | 1 | 0 | 1 | 5 | 0 | 2 | 4 | 0 | 17 | |
| | Team | | | | | 0 | 1 | 1 | | | | | | | |
| Totals | | | 22-72 | 4-22 | 8-13 | 18 | 31 | 49 | 25 | 56 | 9 | 15 | 5 | 6 | 225 |
| 1st FG %: | | 7-15 | 46.7% | 2nd: 6-18 | 33.3% | 3rd: 4-14 | 28.6% | 4th: 3-15 | 20.0% | Game: | 22-72 | 30.6% | Deadball | | |
| 3FG %: | | 2-5 | 40.0% | 1-5 | 20.0% | 0-4 | 0.0% | | | 4-22 | | 18.2% | Rebounds | | |
| FT %: | | 0-0 | 0.0% | 2-4 | 50.0% | 2-4 | 50.0% | | | 8-13 | | 61.5% | 0. | | |

Charlotte 65 • 3-4, 2-0 C-USA

| # | Player | | Total | | 3-Ptr | | Rebounds | | | | | | | | | |
|----------------|---------------------|---|--------|-----------|--------|-------|-----------|-----|-------|-----------|---|-------|-------------|-----|-------|---------------------------|
| | | | FG-FGA | FG-FG% | FT-FTA | Off | Def | Tot | PF | TP | A | TO | Blk | Stl | Min | |
| 24 | Dara Pearson | f | 2-3 | 0-0 | 7-8 | 6 | 8 | 14 | 1 | 11 | 0 | 1 | 1 | 0 | 39 | |
| 03 | Mariah Linney | g | 3-10 | 1-6 | 2-2 | 0 | 4 | 4 | 5 | 9 | 0 | 2 | 0 | 2 | 38 | |
| 12 | Jacee Busick | g | 0-4 | 0-4 | 1-2 | 0 | 5 | 5 | 3 | 1 | 1 | 3 | 0 | 0 | 33 | |
| 13 | Octavia Jett-Wilson | g | 5-19 | 1-4 | 6-7 | 0 | 7 | 7 | 2 | 17 | 2 | 3 | 1 | 1 | 40 | |
| 15 | Jada McMillian | g | 10-17 | 1-3 | 5-7 | 1 | 2 | 3 | 1 | 26 | 1 | 3 | 0 | 1 | 43 | |
| 04 | Molina Davis | | 0-4 | 0-3 | 0-0 | 4 | 1 | 5 | 2 | 0 | 0 | 0 | 0 | 1 | 8 | |
| 24 | Molina Williams | | 0-3 | 0-1 | 1-2 | 2 | 9 | 11 | 4 | 1 | 1 | 0 | 0 | 0 | 24 | |
| | Team | | | | | 0 | 1 | 1 | | | | | | | | |
| Totals | | | 20-60 | 3-21 | 22-28 | 13 | 37 | 50 | 18 | 65 | 5 | 12 | 2 | 5 | 225 | |
| 1st - FG: 4-15 | | | 26.7% | 2nd: 3-12 | | 25.0% | 3rd: 4-15 | | 26.7% | 4th: 5-13 | | 38.5% | Game: 20-60 | | 33.3% | Deadball Rebounds 2 |
| 3FG: 1-6 | | | 16.7% | 0-4 | | 0.0% | 0-6 | | 0.0% | 1-3 | | 33.3% | 20-60 | | 14.3% | |
| FT: 0-0 | | | 0.0% | 8-10 | | 80.0% | 4-6 | | 66.7% | 4-5 | | 80.0% | 22-28 | | 78.6% | |

Officials: Jennifer Rezac, Carla Fountain, Angelica Suffren
 Technical fouls: Marshall-None. Charlotte-None.
 Attendance: 58
 2020-21 Women's Basketball. Round: 0. Charlotte vs Marshall. Played at Halton

| Score by periods | 1st | 2nd | 3rd | 4th | OT | Total | | In | Off | 2nd | Fast | |
|------------------|-----|-----|-----|-----|----|-----------|--------|-------|-----|--------|-------|-------|
| | | | | | | | Points | Paint | T/O | Chance | Break | Bench |
| Marshall | 16 | 15 | 11 | 8 | 6 | 56 | MAR | 26 | 9 | 18 | 7 | 11 |
| Charlotte | 9 | 14 | 12 | 15 | 15 | 65 | CHARL | 24 | 19 | 11 | 4 | 1 |

Last FG - MAR OT-01:21, CHARL OT-00:39.
Largest lead - MAR by 15 2nd-07:39, CHARL by 9 OT-00:28.
MAR led for 34:43. CHARL led for 09:02. Game was tied for 00:55.

Score tied - 4 times.
Lead changed - 8 times.

Marshall 60 • 3-5-2-4 C-USA

| # | Player | | Total | | | Rebounds | | | | | | | A | TO | Blk | Stl | Min |
|--------|-------------------|---|--------|-------|--------|----------|-----|-----|----|----|----|----|---|----|-----|-----|-----|
| | | | FG-FGA | 3-FGA | FT-FTA | Off | Def | Tot | PF | TP | | | | | | | |
| 20 | Taylor Pearson | f | 2-10 | 1-5 | 0-0 | 0 | 2 | 2 | 1 | 5 | 2 | 3 | 0 | 1 | 31 | | |
| 24 | Kennedi Colclough | f | 7-11 | 1-1 | 0-0 | 0 | 5 | 5 | 15 | 2 | 3 | 1 | 0 | 25 | | | |
| 34 | Lorelei Roper | f | 0-1 | 0-0 | 0-0 | 1 | 2 | 3 | 1 | 0 | 2 | 1 | 0 | 11 | | | |
| 02 | Kristen Mayo | g | 2-8 | 2-7 | 2-2 | 0 | 3 | 3 | 3 | 8 | 3 | 3 | 0 | 2 | 30 | | |
| 04 | Savannah Wheeler | g | 7-14 | 3-7 | 7-7 | 3 | 1 | 4 | 5 | 24 | 3 | 5 | 0 | 1 | 35 | | |
| 00 | Kia Sivils | | 0-1 | 0-1 | 1-2 | 0 | 0 | 0 | 0 | 1 | 0 | 1 | 0 | 1 | 13 | | |
| 03 | CC Mays | | 1-3 | 0-0 | 0-0 | 0 | 2 | 2 | 3 | 2 | 1 | 2 | 0 | 0 | 10 | | |
| 23 | Alexis Johnson | | 1-2 | 0-0 | 0-0 | 0 | 0 | 0 | 4 | 2 | 1 | 0 | 0 | 1 | 13 | | |
| 25 | Mahogany Matthews | | 0-0 | 0-0 | 0-0 | 4 | 2 | 6 | 3 | 0 | 0 | 2 | 2 | 0 | 22 | | |
| 32 | Paige Shy | | 1-3 | 1-3 | 0-0 | 0 | 2 | 2 | 0 | 3 | 0 | 0 | 0 | 0 | 10 | | |
| Team | | | | | | 1 | 2 | 3 | | | 1 | | | | | | |
| Totals | | | 21-53 | 8-24 | 10-11 | 9 | 21 | 30 | 25 | 60 | 14 | 21 | 3 | 7 | 200 | | |

| | | | | | | | | | | | |
|-------------|------|-------|-----------|--------|-----------|-------|-----------|--------|-------------|-------|----------|
| 1st - FG %: | 5-15 | 33.3% | 2nd: 3-11 | 27.3% | 3rd: 5-12 | 41.7% | 4th: 8-15 | 53.3% | Game: 21-53 | 39.6% | Deadball |
| 3pt %: | 3-5 | 60.0% | 1-7 | 14.3% | 2-4 | 50.0% | 3-7 | 37.5% | 8-24 | 33.3% | Rebound |
| FT %: | 3-4 | 75.0% | 5-5 | 100.0% | 0-0 | 0.0% | 2-2 | 100.0% | 10-11 | 90.9% | |

Western Ky 69 • 3-7 2-2 C-IISA

| Western Ry. 85-57-2-20-84 | | | | | | | | | | | | | | | | | |
|---|------------------|---|--------|--------|--------|-----|----------|-----|----|----|----|----|---|----|-----|-----|-----|
| # | Player | | Total | | 3-Ptr | | Rebounds | | | | | TP | A | TO | Blk | Stl | Min |
| | | | FG-FGA | FG-FGA | FT-FTA | Off | Def | Tot | PF | | | | | | | | |
| 22 | Fatou Pouye | f | 3-11 | 1-3 | 1-2 | 3 | 8 | 11 | 3 | 8 | 2 | 1 | 0 | 1 | 40 | | |
| 15 | Raneem Elgedawy | f | 8-12 | 2-4 | 2-3 | 1 | 4 | 5 | 3 | 20 | 3 | 2 | 1 | 2 | 29 | | |
| 00 | Mryiah Haywood | g | 3-7 | 0-0 | 0-2 | 3 | 1 | 4 | 4 | 6 | 3 | 1 | 0 | 2 | 25 | | |
| 01 | Hope Sivori | g | 3-6 | 1-4 | 8-8 | 0 | 1 | 1 | 2 | 15 | 3 | 5 | 0 | 1 | 25 | | |
| 40 | Meral Abdelgawad | g | 6-9 | 3-5 | 1-4 | 3 | 4 | 7 | 1 | 16 | 1 | 5 | 0 | 3 | 35 | | |
| 02 | Jenna Callenberg | | 0-0 | 0-0 | 0-0 | 0 | 0 | 0 | 0 | 0 | 0 | 0 | 0 | 0 | 5 | | |
| 03 | Ally Collett | | 0-4 | 0-2 | 2-4 | 0 | 0 | 0 | 1 | 2 | 2 | 2 | 0 | 0 | 18 | | |
| 21 | Tori Hunter | | 0-0 | 0-0 | 1-2 | 0 | 1 | 1 | 0 | 1 | 0 | 0 | 0 | 0 | 1 | | |
| 20 | Jordan Smith | | 0-1 | 0-0 | 0-0 | 0 | 2 | 2 | 2 | 0 | 1 | 1 | 0 | 0 | 12 | | |
| 35 | Selma Kulo | | 0-3 | 0-0 | 1-2 | 0 | 1 | 1 | 1 | 1 | 0 | 2 | 0 | 0 | 10 | | |
| | Team | | | | | 3 | 1 | 4 | | | | | | | | | |
| Totals | | | 23-53 | 7-18 | 16-27 | 13 | 23 | 36 | 17 | 69 | 15 | 19 | 1 | 9 | 200 | | |
| 1st - FG: 8-17 47.1% 2nd: 2-11 18.2% 3rd: 5-11 45.5% 4th: 8-14 57.1% Game: 23-53 43.4% Deadball | | | | | | | | | | | | | | | | | |
| 3FG: 5-10 50.0% 1-3 33.3% 2-2 0.0% 1-3 33.3% 7-18 38.9% Rebound | | | | | | | | | | | | | | | | | |
| FT: 1-1 100.0% 5-8 62.5% 0-5 40.0% 8-13 61.5% 16-27 59.3% 6 | | | | | | | | | | | | | | | | | |

Officials: Trey Miles, Jody Cantrell, Kylie Galloway
 Technical fouls: Marshall-None. Western Ky.-None.
 Attendance: 517
 2020-21 Women's Basketball. Round: 0. Marshall vs Western Ky.. Played at E.A.

| Score by periods | 1st | 2nd | 3rd | 4th | Total |
|------------------|-----|-----|-----|-----|-------|
| Marshall | 15 | 12 | 12 | 21 | 60 |
| Western Ky. | 22 | 10 | 12 | 25 | 69 |

Last FG - MAR 4th-00:07, WESTKY 4th-00:21.
Largest lead - MAR by 1 4th-02:24, WESTKY by 11 4th-06:33.
MAR led for 00:11. WESTKY led for 38:15. Game was tied for 01:34.

Score tied - 5 times.
Lead changed - 2 times

2020-21 TRENDS

| | |
|----------------------------------|-----|
| Home | 3-1 |
| Away | 0-4 |
| Neutral | 0-0 |
| Leading at half | 3-2 |
| Trailing at half | 0-3 |
| Tied at half | 0-0 |
| Overtime game | 0-2 |
| C-USA Home Game | 2-1 |
| C-USA Road Game | 0-3 |
| C-USA Tournament | 0-0 |
| Non- C-USA Home Game | 1-0 |
| Non- C-USA Road Game | 0-1 |
| Non- C-USA Neutral Game | 0-0 |
| vs. Ranked Opponents | 0-1 |
| vs. Unranked Opponents | 3-4 |
| Leading-5 min. left | 3-2 |
| Trailing-5 min. left | 0-3 |
| Score tied-5 min. left | 0-0 |
| Herd outrebounds opp. | 1-0 |
| Herd outrebounded by opp. | 2-5 |
| Team rebounds are even | 0-0 |
| Herd scores more points in paint | 3-1 |
| Opp. scores more points in paint | 0-3 |
| Points in paint is even | 0-1 |
| Herd shoots 50% from floor | 0-0 |
| Herd shoots <50% from floor | 3-5 |
| Opp. shoots 50% from floor | 0-1 |
| Opp. shoots <50% from floor | 3-4 |
| Herd makes more FTs | 2-1 |
| Opp. makes more FTs | 1-4 |
| FTs are even | 0-0 |
| Herd has more TOs | 1-5 |
| Opp. has more TOs | 2-0 |
| TOs are even | 0-0 |
| Herd scores 60 points or less | 0-5 |
| Herd scores 61-69 points | 2-0 |
| Herd scores 70-79 points | 0-0 |
| Herd scores 80-89 points | 1-0 |
| Herd scores 90 points or more | 0-0 |
| Opp. scores 60 points or less | 3-0 |
| Opp. scores 61-69 points | 0-3 |
| Opp. scores 70-79 points | 0-2 |
| Opp. scores 80-89 points | 0-0 |
| Opp. scores 90 points or more | 0-0 |
| Two or less score 10+ | 1-4 |
| Three or more score 10+ | 2-1 |
| On Monday | 0-0 |
| On Tuesday | 0-0 |
| On Wednesday | 0-1 |
| On Thursday | 1-0 |
| On Friday | 0-2 |
| On Saturday | 1-1 |
| On Sunday | 1-1 |
| In November | 0-0 |
| In December | 1-1 |
| In January | 2-4 |
| In February | 0-0 |
| In March | 0-0 |
| Game decided by 5 pts or less | 1-0 |
| Game decided by 6-10 pts | 1-3 |
| Game decided by 11-20 pts | 0-0 |
| Game decided by 21 pts or more | 1-2 |

THE LAST TIME...

| | |
|--|---|
| Scored 100 Points..... | vs. Kentucky Christian, 12/18/17 (W, 111-38) |
| Allowed 100 Points..... | Morehead State, 11/13/15 (W, 104-101) |
| Scored 41-50 Points..... | 45 at #9 Kentucky, 12/9/20 (L, 79-45) |
| Scored 40 or Fewer Points | 39 at No. 22 Kentucky, 11/26/17 (L, 69-39) |
| Allowed 40 or Fewer Points | 40, Kentucky Christian, 11/5/19 (W, 89-40) |
| Scored 50 Points in a Half | 53, 2nd Half at FIU, 1/9/19 (W, 86-58) |
| Allowed 50 Points in a Half | 56, 1st Half Bowling Green, 11/13/18 (L, 99-76) |
| Scored 20 or Fewer Points in a Half | 19, 2nd Half at Charlotte 1/9/21 (L, 65-56 OT) |
| Allowed 16-20 Points in a Half..... | 18, 1st Half vs. Louisiana Tech, 1/1/21 (L, 61-51 OT) |
| Allowed 15 or Fewer Points in a Half | 14, 1st Half Alderson Broaddus, 11/27/19 (W, 85-41) |
| Scored 30+ Points in Quarter..... | 31, 3rd Q at FIU, 1/19/19 (W, 86-58) |
| Allowed 30+ Points in Quarter | 30, 4th Q Appalachian State, 3/25/19 (L, 83-71) |
| Scored 10 or Fewer Points in Quarter..... | 8, 4th Q at Charlotte, 1/9/21 (L, 65-56 OT) |
| Allowed 10 or Fewer Points in Quarter | 10, 2nd Q at WKU, 1/17/21 (L, 69-60) |
| Made 40+ Field Goals | 46 vs. Kentucky Christian, 12/18/17 (W, 111-38) |
| Allowed 40+ Field Goals | 41, Charlotte, 1/7/17 (L, 93-77) |
| Shot 60% From the Field..... | 62.5% (55-88) vs. Maine Fort Kent, 12/20/16 (W, 136-62) |
| Allowed 60% From the Field | 68.7% (32-of-47) Rice, 2/9/19 (L, 79-67) |
| Shot 85-89% From the Foul Line*..... | 86.7% (11-of-13) vs. LA Tech, 1/24/19 (W, 90-88 3OT) |
| Shot 90-99% From the Foul Line*..... | 90.9% (10-of-11) at WKU, 1/17/21 (L, 69-60) |
| Shot 100% From the Foul Line *..... | 17-of-17 vs. UTSA, 2/13/20 (W, 66-53) |
| Opponent Shot <20% From Field..... | 19.3%, vs. Bluefield College, 12/11/16 (W, 77-35) |
| Made 10-14 3-Pointers | 10, vs. North Texas, 2/29/20 (L, 77-69) |
| Made 15+ 3-Pointers..... | \$18 vs. FIU, 3/7/19 (W, 87-42) |
| Shot 50% From Three | 16-of-32 (50%) vs. Coppin State, 12/1/18 (W, 88-67) |
| Allowed 10+ 3-Pointers | 10, at Charlotte, 1/8/21 (L, 75-54) |
| Did Not Make a 3-Point FG..... | vs. George Washington (303 games), 12/2/10 (W, 64-61 2OT) |
| Did Not Attempt a 3-Point FG..... | vs. Wright State (423 games), 12/19/06 (W, 62-54) |
| Played an Overtime Game | at Charlotte, 1/9/21 (L, 65-56 OT) |
| Won an Overtime Game | vs. Southern Miss (C-USA Tourn.), 3/11/20 (W, 71-67 OT) |
| Played a Ranked Team | at #9 Kentucky, 12/9/20 (L, 79-45) |
| Had 40-49 Rebounds | 49 at Charlotte, 1/9/21 (L, 65-56 OT) |
| Had 50-59 Rebounds | 56 vs. Alderson Broaddus, 11/27/19 (W, 85-41) |
| Had 60+ Rebounds | 63 vs. Evansville, 11/29/18 (W, 72-65 OT) |
| Had Fewer than 30 Rebounds | 26 at #9 Kentucky, 12/9/20 (L, 79-45) |
| Allowed 50 Rebounds | 50 at Charlotte, 1/9/21 (L, 65-56 OT) |
| Allowed Fewer Than 25 Rebounds..... | 17, Kentucky Christian, 12/18/17 (W, 111-38) |
| Had 20 Assists..... | 21 vs. LA Tech, 1/24/19 (W, 90-88 3OT) |
| Had 10 or Fewer Turnovers..... | 9 vs. WKU, 1/14/21 (W, 81-54) |
| Had 25 or More Turnovers..... | 27 at Clemson, 12/18/18 (L, 68-54) |
| Forced 25 or More Turnovers | 26 vs. Southern Miss (C-USA Tourn.), 3/11/20 (W, 71-67 OT) |
| Had 5-9 Blocks..... | 6 vs. WKU, 1/14/21 (W, 81-54) |
| Had 10+ Blocks | 14 vs. Louisiana Tech, 1/1/21 (L, 61-51 OT) |
| Had 0 Blocks..... | at #9 Kentucky (broke string of 37-straight games), 12/9/20 (L, 75-49) |
| Had 15-20 Steals | 15 vs. Southern Miss (C-USA Tourn.), 3/11/20 (W, 71-67 OT) |
| Had 20 or more Steals..... | 24 vs. Kentucky Christian, 11/5/19 (W, 89-40) |
| Had Six or More Players in Double Figures | vs. Maine Fort Kent, 12/20/16 (W, 136-62) |
| | Shayna Gore - 25, Khadaijia Brooks - 22, Talequia Hamilton - 22, |
| | Ashley Saintigene - 18, McKenzie Akers - 14, Asheika Alexander - 13 |
| Had Five Players in Double Figures | at Appalachian State, 3/25/19 (L, 83-71) |
| | Shayna Gore - 17, Khadaijia Brooks - 15, Taylor Porter - 13, Taylor Pearson - 11, Kristen Mayo - 10 |
| Had Four Players in Double Figures | at Charlotte, 1/9/21 (L, 65-56 OT) |
| | Alexis Johnson - 11, Savannah Wheeler - 11, CC Mays - 11, Kennedi Colclough - 10 |
| Had Two Score 20+ Points..... | vs. Florida Atlantic, 2/1/20 (W, 85-75) |
| | Savannah Wheeler - 25, Kristen Mayo - 20 |
| Had No Players in Double Figures | at Middle Tennessee (192 games), 2/19/14 (L, 75-36) |
| Had Two or More Players with a Double-Double | at Charlotte, 1/9/21 (L, 65-56 OT) |
| | Alexis Johnson (11 pts. & 14 rbs.) & CC Mays (11 pts. & 13 rbs.) |
| Had Two Players with 10+ Rebs | vs. Louisiana Tech, 1/1/21 (L, 61-51 OT) |
| | Savannah Wheeler-11, Alexis Johnson-11 |
| Had Three or More Players with 10+ Rebs..... | vs. Evansville, 11/29/18 (W, 72-65 OT) |
| | Khadaijia Brooks - 13, Taylor Pearson - 12, Ashley Saintigene - 11 |
| No opposing players scored in double figures..... | vs. Bluefield State, 11/20/18 (W, 82-29) |
| Opposing starting five all in double figures | vs. Bowling Green, 12/7/19 (L, 82-69) |
| Allowed 40+ Bench Points | 40, Florida Atlantic, 1/5/18 (L, 79-59) |

* Minimum of 5 free throws for free throw percentages

THE LAST TIME CONTINUED...


A MARSHALL PLAYER...

| | |
|---------------------------|--|
| Scored 20-29 Points..... | Savannah Wheeler (24) at WKU, 1/17/21 (L, 69-60) |
| Scored 30-39 Points..... | Taylor Porter (30) vs. FIU, 3/7/19 (W, 87-42) |
| Scored 40+ Points | Kristina Behnfeldt (40) vs. Ohio, 2/10/99 (L, 74-72) |
| Had 15-19 Rebounds | Ashley Saintigene (16) vs. Longwood, 11/10/17 (W, 90-45) |
| Had 20+ Rebounds | Catie Knable (21) vs. Bowling Green, 2/16/02 (W, 56-43) |
| Had 10 Assists | Norrisha Victrum (11) at Morehead State, 11/13/15 (W, 104-101) |
| Had 5-9 Blocks..... | Mahogany Matthews (5) vs. Louisiana Tech, 1/2/21 (W, 61-57) |
| Had 10 Blocks..... | Sharon Deal (12) vs. Youngstown St, 3/4/89 (W, 63-59) |
| Had 5-9 Steals | Kia Sivils (5) vs. UTEP, 2/15/20 (W, 76-66) |
| Had 10 Steals..... | Stephanie Wine (14) vs. Western Carolina, 1/23/95 (W, 72-69) |
| Had a Double-Double | Alexis Johnson (11p, 14 r) & CC Mays (11p, 13r) at Charlotte, 1/9/21 (L, 65-56 OT) |
| Made 6-7 3-pointers | Taylor Pearson (6-of-9) at Southern Miss, 2/6/20 (W, 80-65) |
| Made 8+ 3-pointers | Taylor Porter (10) vs. FIU, 3/7/19 (W, 87-42) |

\$ School record

AN OPPOSING PLAYER...

| | |
|---|--|
| Scored 20-29 Points..... | Raneem Elgedawy (20) of WKU, 1/17/21 (L, 69-60) |
| Scored 30-39 Points..... | Kierra Anthony (34) of LA Tech, 1/24/19 (W, 90-88 3OT) |
| Scored 40+ Points | Jennie Simms (43) of ODU, 1/1/17 (L, 73-69) |
| Had 15-19 Rebounds | Crystal Primm (18) of Florida Atlantic, 3/7/20 (L, 68-50) |
| Had 20+ Rebounds | Bayley Plummer (21) of Appalachian State, 3/25/19 (L, 83-71) |
| Had 10 Assists..... | Jada McMillian (10) of Charlotte, 1/8/21 (L, 75-54) |
| Had 5 Blocks | Ryan Holder (5) of Towson, 12/21/19 (L, 59-56) |
| Had 5 Steals | Cierra Hooks (6) of Ohio, 11/13/19 (L, 67-51) |
| Had a Double-Double | Dara Pearson (11 points, 14 rebounds) of Charlotte, 1/9/21 (L, 65-56 OT) |
| Had Two Players with a Double-Double..... | WKU, 1/14/21 (W, 81-54 OT) |
| | Raneem Elgedawy (17 pts & 10 rbs) & Fatou Pouye (14 pts & 10 rbs) |
| Had a Triple-Double | Anastasia Hayes (17pts-11rebs-10ast.) of Middle Tennessee, 1/9/20 (L, 75-55) |
| Made 6-7 3-pointers | Ieva Spigule (6-of-10) of FIU, 1/30/20 (L, 68-65) |
| Made 8+ 3-pointers | Morgan McMillen (8-of-11) Bowling Green, 11/13/18 (L, 99-76) |



MARSHALL STARTING FIVE

Opponents

Score

| | | | | | | |
|---------------------|--------|----------|---------|---------|-----------|---------------|
| vs. Morgan State | | CANCELED | | | | |
| vs. Radford | Sivils | Mayo | Mays | Wheeler | Roper | W, 68-59 |
| at #9 Kentucky | Sivils | Mayo | Mays | Wheeler | Roper | L, 75-49 |
| at St. Bonaventure | | CANCELED | | | | |
| vs. Morehead State | | CANCELED | | | | |
| vs. Louisiana Tech | Shy | Pearson | Johnson | Wheeler | Colclough | L, 61-51 (OT) |
| vs. Louisiana Tech | Shy | Pearson | Johnson | Wheeler | Colclough | W, 61-51 |
| at Charlotte | Shy | Pearson | Johnson | Wheeler | Colclough | L, 75-54 |
| at Charlotte | Shy | Pearson | Johnson | Wheeler | Colclough | L, 65-56 (OT) |
| vs. WKU | Mayo | Pearson | Roper | Wheeler | Colclough | W, 81-54 |
| at WKU | Mayo | Pearson | Roper | Wheeler | Colclough | L, 69-60 |
| vs. FIU | | | | | | |
| vs. FIU | | | | | | |
| at Florida Atlantic | | | | | | |
| at Florida Atlantic | | | | | | |
| vs. Old Dominion | | | | | | |
| vs. Old Dominion | | | | | | |
| at Middle Tennessee | | | | | | |
| at Middle Tennessee | | | | | | |
| vs. Rice | | | | | | |
| vs. Rice | | | | | | |
| at North Texas | | | | | | |
| at North Texas | | | | | | |

Record with starting groups:

Sivils, Mayo, Mays, Wheeler, Roper: 1-1

Shy, Pearson, Johnson, Wheeler, Colclough: 1-3

Mayo, Pearson, Roper, Wheeler, Colclough, 1-1

MARSHALL'S LARGEST IN 2020-21

| | |
|-------------------------|-----------------------|
| Lead | 27 vs. WKU |
| Deficit | 34 at #9 Kentucky |
| Margin of Victory | 27 vs. WKU |
| Margin of Defeat | 34 at #9 Kentucky |
| Halftime Lead | 13 vs. Louisiana Tech |
| Halftime Deficit | 15 at #9 Kentucky |
| Deficit in Win | 7 vs. Radford |
| Lead in Loss | 15 at Charlotte |
| Halftime Deficit in Win | |
| Halftime Lead in Loss | 10 vs. Louisiana Tech |

DOUBLE-DOUBLES IN 2020-21

2 by Alexis Johnson

1 by CC Mays

LED (TIED) THE TEAM IN...

| | Pts. | Rebs. | Asts. | Blks. | Stls. |
|---------------|------|-------|-------|-------|-------|
| 0 Sivils | - | - | 1 | - | - |
| 1 McLean | - | - | - | - | - |
| 2 Mayo | - | 1 | 2 | - | 3 |
| 3 Mays | 1 | - | 3 | - | 2 |
| 4 Wheeler | 6 | 1 | 5 | - | 2 |
| 11 Mitric | - | - | 2 | - | - |
| 20 Pearson | 1 | - | 1 | - | 1 |
| 21 Liberatore | - | - | - | - | 1 |
| 23 Johnson | 3 | 5 | - | - | 3 |
| 24 Colclough | - | - | 1 | - | - |
| 25 Matthews | - | 1 | - | 7 | 1 |
| 32 Shy | - | 1 | 1 | - | 1 |
| 34 Roper | - | - | - | - | - |



HEAD COACH TONY KEMPER

Fourth season • @CoachTonyKemper
Career Record: 42-57, 22-34 (C-USA)



Fort Hays State '01

Tony Kemper enters his fourth season as the head coach of the Marshall women's basketball team after being elevated to the position in March of 2017. Kemper had previously been an assistant coach with the women's program for five seasons before taking over.

Kemper led the Herd through a great improvement in his second season. He has brought some added excitement to the program as the attendance average for Marshall rose from 641 in 2016-17 to 1,153 in 2018-19. Kemper's 2019 recruiting class also ranked in the top 60 nationally.

After going 9-20 overall and 3-13 in C-USA in 2017-18, Marshall was predicted to finish 13th in the Conference USA 2018-19 preseason polls. Instead, the Herd rolled out an 8-win improvement overall and 7-wins better in conference play finishing 17-15 and 10-6 in C-USA, securing the No. 6 seed in the tournament. The 10 conference victories were the most C-USA wins for Marshall in program history. Following the conference tournament, the Herd earned a berth in the WBI, just the fourth postseason trip in program history. Marshall won its first round game 67-64 at Davidson before falling in the second round.

Following the 2019-20 season, Kemper increased his overall record to 39-52.

During the 2018-19 season, Marshall was fifth in the conference in points per game (67.3) and led the league in 3-point field goals made per game in conference action (8.9). The Herd also saw an increase in defensive production as Marshall was ranked 13th in C-USA in field goal percentage allowed in 2017-18 but jumped up to fifth in 2018-19. The Herd saw senior Taylor Porter honored twice as a Conference USA Player of the Week including once after breaking the Marshall single-game record draining 10 3-pointers in the senior day win over FIU.

Senior Shayna Gore was named First Team All-Conference USA. Gore was previously honored as Second Team All-Conference USA in 2017-18. The senior guard capped off her prestigious career under the guide of Kemper as just the third player in program history to score over 2,000 points (2,081). Her name can be found all throughout the record book including the program's all-time leader in 3-point field goals made with 303, more than twice the previous record of 146.

The Herd reached some other milestones in 2018-19 including earning a three-overtime victory at home against Louisiana Tech (Jan. 24). It was one of three overtime victories in 2018-19 after going 131 games – second-longest active streak in the NCAA at the time – without even playing an overtime contest. Marshall also earned its first win over Charlotte in the last 10 meetings (Jan. 5) and the team's first ever win over Middle Tennessee (Feb. 16) as Marshall was previously 0-8 against the Blue Raiders.

Kemper's teams have had major success in the classroom as well with seven college graduates over the last two years. The team's overall grade point average in 2017-18 was 3.23 and climbed up to 3.28 in 2018-19. His players have been honored 18 times on the Conference USA Commissioner's Honor Roll (cumulative GPA of 3.0 or better) and 11-time recipients of the C-USA Academic Medal for maintaining a GPA of 3.75 or higher.

During his first five seasons at Marshall as an assistant coach, Kemper has assisted in rebuilding a program that progressively increased its win total over the first four seasons - from 9 to 11

to 17 to 21 wins in the 2015-16 season. That 2015-16 win total was the most for Thundering Herd Women's Basketball in 29 seasons and, for the first time in school history, yielded a first-team All-Conference USA student-athlete for Marshall in Leah Scott.

He helped lead Marshall to two of only three postseason berths in the program's NCAA history, including its first postseason win in 2014-15 (WBI) and WNIT berth in 2015-16.

Kemper has also been heavily involved in the Thundering Herd's recruiting and academic success, helping sign the 34th-ranked class in 2017 and its group in 2015, which came in 52nd.

In the classroom, the program has placed 28 members on the Conference USA Commissioner's Honor Roll (3.0 cumulative GPA or better) and three more were given the Commissioner's Academic Medal (3.75).

Kemper came to Marshall from Central Arkansas, where he coached with now-former Marshall head coach Matt Daniel for three seasons. At UCA, Kemper helped the Sugar Bears to their first Division I conference title and three seasons of at least 21 wins. His tutelage of inside players helped gain two Southland Player of the Year honors and a Defensive Player of the Year.

Before joining the women's staff, Kemper served as an assistant coach for the Central Arkansas men's basketball program for four years.

Two professional players emerged from UCA during those seasons -- the leading scorer in Portugal's Proliga pro league in 2011, Nate Bowie, and professional center Durrell Nevels.

Prior to UCA, Kemper was an assistant coach at Hutchinson (Kansas) Community College - one of the nation's most successful junior college programs.

At Hutchinson, he oversaw day-to-day operations and directed the Blue Dragons' strength and conditioning efforts while also serving as a mathematics and physical education instructor.

The Logan, Kansas, native also held the head coaching spot at Quivira Heights High School in Bushton in 2003-04, guiding QHHS to a No. 1 seed to the regional tournament.

His coaching career began in 2002-03 as an assistant at Hill City (Kansas) High School. Kemper received a bachelor's degree in finance from Fort Hays State University in 2001 and a BBA in Business Education in 2003. He also earned a master's degree in organizational leadership from Fort Hays in 2008.

Kemper and his wife Sandra, a professor at Marshall in the Communications Disorders Department, live in Huntington with sons Brayden and Landry and daughter Jolie.





0 Kia Sivils

5-7 | G | Louisville, Ky.
Sacred Heart HS

| Opponent | Date | gs | min | Total | | 3-Pointers | | Free throws | | Rebounds | | | | pf | a | t/o | blk | stl | pts | avg |
|----------------|----------|----|-----|--------|------|------------|------|-------------|------|----------|-----|-----|-----|----|---|-----|-----|-----|-----|-----|
| | | | | fg-fga | pct | 3fg-fga | pct | ft-fa | pct | off | def | tot | avg | | | | | | | |
| RADFORD | 12/6/20 | * | 31 | 1-3 | .333 | 0-1 | .000 | 0-2 | .000 | 2 | 1 | 3 | 3.0 | 1 | 3 | 1 | 1 | 1 | 2 | 2.0 |
| at Kentucky | 12/09/20 | * | 27 | 0-4 | .000 | 0-1 | .000 | 0-0 | .000 | 0 | 1 | 1 | 2.0 | 2 | 0 | 3 | 0 | 0 | 0 | 1.0 |
| LOUISIANA TECH | 1/1/21 | | dnp | - | - | - | - | - | - | - | - | - | - | - | - | - | - | - | - | - |
| LOUISIANA TECH | 1/2/21 | | dnp | - | - | - | - | - | - | - | - | - | - | - | - | - | - | - | - | - |
| WKU | 1/14/21 | | 19 | 0-2 | .000 | 0-1 | .000 | 0-0 | .000 | 2 | 2 | 4 | 2.7 | 2 | 1 | 1 | 2 | 0 | 0 | 0.7 |
| at Western Ky. | 01/17/21 | | 13 | 0-1 | .000 | 0-1 | .000 | 1-2 | .500 | 0 | 0 | 0 | 2.0 | 0 | 0 | 1 | 0 | 1 | 1 | 0.8 |
| Totals | | 2 | 90 | 1-10 | .100 | 0-4 | .000 | 1-4 | .250 | 4 | 4 | 8 | 2.0 | 5 | 4 | 6 | 3 | 2 | 3 | 0.8 |

Games played: 4
Minutes/game: 22.5
Points/game: 0.8
FG Pct: 10.0
3FG Pct: 0.0
FT Pct: 25.0

Rebounds/game: 2.0
Assists/game: 1.0
Turnovers/game: 1.5
Assist/turnover ratio: 0.7
Steals/game: 0.5
Blocks/game: 0.8

CAREER HIGHS

POINTS

S: 2 vs. Radford, 12/6/20
C: 16 (2x) last vs. ODU, 2/22/20

FIELD GOALS

S: 1 vs. Radford, 12/6/20
C: 7 at North Texas, 1/4/20

FGA

S: 4 at #9 Kentucky, 12/9/20
C: 8 at Bowling Green, 11/13/18

3-POINTERS

S:
C: 3 vs. ODU, 2/22/20

3PTA

S: 1 (4x) last at WKU, 1/17/21
C: 3 (2x) last vs. ODU, 2/22/20

FREE THROWS

S: 1 at WKU, 1/17/21
C: 3 at Wisconsin, 12/4/18

FTA

S: 2 twice, last at WKU, 1/17/21
C: 4 (4x) last at Rutgers, 12/15/19

REBOUNDS

S: 4 vs. WKU, 1/14/21
C: 8 vs. Charlotte, 1/5/19

ASSISTS

S: 3 vs. Radford, 12/6/20
C: 5 (2x) last at USM, 2/6/20

BLOCKS

S: 2 vs. WKU, 1/14/21
C: 2 (3x) last vs. WKU, 1/14/21

STEALS

S: 1 twice, last at WKU, 1/17/21
C: 5 (2x) last vs. UTEP, 2/15/20

MINUTES

S: 31 vs. Radford, 12/6/20
C: 32 vs. Evansville, 11/29/18

Career Superlatives

| | Sea. | Car. |
|----------------|------|------|
| 10+ Pts: | 0 | 3 |
| 20+ Pts: | 0 | 0 |
| 5+ Rebs: | 0 | 7 |
| 10+ Rebs: | 0 | 0 |
| 5+ Asts: | 0 | 2 |
| 2+ Blks: | 1 | 3 |
| 2+ Stls: | 0 | 15 |
| Double-Double: | 0 | 0 |



CAREER STATISTICS

| | | | Total | | 3-Point | | F-Throws | | Rebounds | | | | | | | | | | | Scoring | |
|---------|-------|-----------|--------|------|---------|------|----------|------|----------|-----|-----|-----|-----|----|-----|----|-----|-----|-----|---------|--|
| Season | gp-gs | min/avg | fg-fga | pct | fg-fga | pct | ft-fa | pct | off | def | tot | avg | pf | fo | ast | to | blk | stl | pts | avg | |
| 2018-19 | 32-0 | 653/20.4 | 43-111 | .387 | 6-23 | .261 | 15-31 | .484 | 54 | 45 | 99 | 3.1 | 54 | 0 | 37 | 33 | 7 | 28 | 107 | 3.3 | |
| 2019-20 | 28-6 | 635/22.7 | 41-94 | .436 | 6-20 | .300 | 15-33 | .455 | 32 | 34 | 66 | 2.4 | 61 | 0 | 34 | 19 | 9 | 29 | 103 | 3.7 | |
| 2020-21 | 4-2 | 90/22.5 | 1-10 | .100 | 0-4 | .000 | 1-4 | .250 | 4 | 4 | 8 | 2.0 | 5 | 0 | 4 | 6 | 3 | 2 | 3 | 0.8 | |
| TOTAL | 64-8 | 1378/21.5 | 85-215 | .395 | 12-47 | .255 | 31-68 | .456 | 90 | 83 | 173 | 2.7 | 120 | 0 | 75 | 58 | 19 | 59 | 213 | 3.3 | |



1 Christiana McLean

5-6 | G | Wake Forest, N.C.
Heritage HS

CAREER HIGHS

POINTS

S:
C:

FIELD GOALS

S:
C:

FGA

S:
C:

3-POINTERS

S:
C:

3PTA

S:
C:

FREE THROWS

S:
C:

FTA

S:
C:

REBOUNDS

S:
C:

ASSISTS

S:
C:

BLOCKS

S:
C:

STEALS

S:
C:

MINUTES

S:
C:

Redshirted the 2019-20 season.

Career Superlatives

| | Sea. | Car. |
|----------------|------|------|
| 10+ Pts: | 0 | 0 |
| 20+ Pts: | 0 | 0 |
| 5+ Rebs: | 0 | 0 |
| 10+ Rebs: | 0 | 0 |
| 5+ Asts: | 0 | 0 |
| 2+ Blks: | 0 | 0 |
| 2+ Stls: | 0 | 0 |
| Double-Double: | 0 | 0 |



CAREER STATISTICS



2 Kristen Mayo

5-5 | G | Grayson, Ky.
East Carter HS

| Opponent | Date | gs | min | Total | | 3-Pointers | | Free throws | | Rebounds | | | | pf | a | t/o | blk | stl | pts | avg |
|----------------|----------|----|-----|--------|-------|------------|------|-------------|-------|----------|-----|-----|-----|-----|---|-----|-----|-----|-----|-----|
| | | | | fg-fga | pct | 3fg-fga | pct | ft-fa | pct | off | def | tot | avg | | | | | | | |
| RADFORD | 12/6/20 | * | 29 | 1-8 | .125 | 0-3 | .000 | 5-6 | .833 | 0 | 6 | 6 | 6.0 | 2 | 3 | 1 | 0 | 3 | 7 | 7.0 |
| at Kentucky | 12/09/20 | * | 31 | 1-7 | .143 | 0-4 | .000 | 1-2 | .500 | 0 | 3 | 3 | 4.5 | 2 | 1 | 3 | 0 | 2 | 3 | 5.0 |
| LOUISIANA TECH | 1/1/21 | | dnp | - | - | - | - | - | - | - | - | - | - | - | - | - | - | - | - | - |
| LOUISIANA TECH | 1/2/21 | | dnp | - | - | - | - | - | - | - | - | - | - | - | - | - | - | - | - | - |
| WKU | 1/14/21 | * | 29 | 7-11 | .636 | 2-6 | .333 | 2-2 | 1.000 | 0 | 5 | 5 | 4.7 | 0 | 4 | 1 | 0 | 2 | 18 | 9.3 |
| at Western Ky. | 01/17/21 | * | 30 | 2-8 | .250 | 2-7 | .286 | 2-2 | 1.000 | 0 | 3 | 3 | 4.3 | 3 | 3 | 3 | 0 | 2 | 8 | 9.0 |
| Totals | | | 4 | 119 | 11-34 | .324 | 4-20 | .200 | 10-12 | .833 | 0 | 17 | 17 | 4.3 | 7 | 11 | 8 | 9 | 36 | 9.0 |

Games played: 4
Minutes/game: 29.8
Points/game: 9.0
FG Pct: 32.4
3FG Pct: 20.0
FT Pct: 83.3

Rebounds/game: 4.3
Assists/game: 2.8
Turnovers/game: 2.0
Assist/turnover ratio: 1.4
Steals/game: 2.3

CAREER HIGHS

POINTS

S:..... 18 vs. WKU, 1/14/21
C: 22 vs. USM, 3/11/20

FIELD GOALS

S:..... 7 vs. WKU, 1/14/21
C: 8 (2x) last vs. BGSU, 12/7/19

FGA

S:..... 11 vs. WKU, 1/14/21
C: 14 (3x) last vs. USM, 3/11/20

3-POINTERS

S:..... 2 vs. WKU, 1/14/21
C: 6 vs. Coppin State, 12/1/18

3PTA

S:..... 7 at WKU, 1/17/21
C: 10 vs. Bowling Green, 12/7/19

FREE THROWS

S:..... 5 vs. Radford, 12/6/20
C: 7 at Charlotte, 1/16/20

FTA

S:..... 6 vs. Radford, 12/6/20
C: 9 (2x) last vs. USM, 3/11/20

REBOUNDS

S:..... 6 vs. Radford, 12/6/20
C: 8 at UTEP, 1/31/19

ASSISTS

S:..... 4 vs. WKU, 1/14/21
C: . 8 (2x) last vs. Tenn. St. 12/15/18

BLOCKS

S:.....
C: 1 (6) last vs. WKU, 1/25/20

STEALS

S:..... 3 vs. Radford, 12/6/20
C: 5 vs. KCU, 11/5/19

MINUTES

S:..... 31 at #9 Kentucky, 12/9/20
C: 43 vs. LA Tech, 1/24/19

Career Superlatives

| | Sea. | Car. |
|----------------|------|------|
| 10+ Pts: | 1 | 36 |
| 20+ Pts: | 0 | 3 |
| 5+ Rebs: | 2 | 17 |
| 10+ Rebs: | 0 | 0 |
| 5+ Asts: | 0 | 11 |
| 2+ Blks: | 0 | 0 |
| 2+ Stls: | 4 | 35 |
| Double-Double: | 0 | 0 |



CAREER STATISTICS

| | | | Total | | 3-Point | | F-Throws | | Rebounds | | | | | | | | | | Scoring | |
|---------|-------|-----------|---------|------|---------|------|----------|------|----------|-----|-----|-----|-----|----|-----|-----|-----|-----|---------|------|
| Season | gp-gs | min/avg | fg-fga | pct | fg-fga | pct | ft-fa | pct | off | def | tot | avg | pf | fo | ast | to | blk | stl | pts | avg |
| 2017-18 | 29-25 | 821/28.3 | 70-214 | .327 | 34-94 | .362 | 31-42 | .738 | 7 | 67 | 74 | 2.6 | 57 | 0 | 85 | 75 | 2 | 31 | 205 | 7.1 |
| 2018-19 | 32-31 | 963/30.1 | 79-220 | .359 | 40-132 | .303 | 37-41 | .902 | 6 | 91 | 97 | 3.0 | 53 | 1 | 96 | 71 | 2 | 41 | 235 | 7.3 |
| 2019-20 | 30-30 | 931/31.0 | 108-307 | .352 | 46-160 | .288 | 65-92 | .707 | 13 | 78 | 91 | 3.0 | 54 | 1 | 64 | 49 | 2 | 38 | 327 | 10.9 |
| 2020-21 | 4-4 | 119/29.8 | 11-34 | .324 | 4-20 | .200 | 10-12 | .833 | 0 | 17 | 17 | 4.3 | 7 | 0 | 11 | 8 | 0 | 9 | 36 | 9.0 |
| TOTAL | 95-90 | 2834/29.8 | 268-775 | .346 | 124-406 | .305 | 143-187 | .765 | 26 | 253 | 279 | 2.9 | 171 | 2 | 256 | 203 | 6 | 119 | 803 | 8.5 |



3 CC Mays

5-8 | G | Tampa, Fla.
Seffner Christian Academy

| Opponent | Date | gs | min | Total | | 3-Pointers | | Free throws | | Rebounds | | | | pf | a | t/o | blk | stl | pts | avg | |
|----------------|----------|----|-----|--------|-------|------------|------|-------------|-------|----------|-----|-----|-----|-----|----|-----|-----|-----|-----|-----|-----|
| | | | | fg-fga | pct | 3fg-fga | pct | ft-fa | pct | off | def | tot | avg | | | | | | | | |
| RADFORD | 12/6/20 | * | 26 | 2-8 | .250 | 0-2 | .000 | 0-2 | .000 | 3 | 2 | 5 | 5.0 | 2 | 2 | 0 | 0 | 1 | 4 | 4.0 | |
| at Kentucky | 12/09/20 | * | 19 | 1-4 | .250 | 1-3 | .333 | 3-4 | .750 | 0 | 1 | 1 | 3.0 | 5 | 1 | 1 | 0 | 0 | 6 | 5.0 | |
| LOUISIANA TECH | 1/1/21 | | 16 | 0-2 | .000 | 0-0 | .000 | 0-0 | .000 | 0 | 1 | 1 | 2.3 | 5 | 0 | 3 | 0 | 0 | 0 | 3.3 | |
| LOUISIANA TECH | 1/2/21 | | 20 | 3-7 | .429 | 0-0 | .000 | 2-2 | 1.000 | 2 | 3 | 5 | 3.0 | 1 | 3 | 2 | 0 | 0 | 8 | 4.5 | |
| at Charlotte | 01/08/21 | | 25 | 2-8 | .250 | 0-2 | .000 | 2-3 | .667 | 0 | 2 | 2 | 2.8 | 3 | 2 | 3 | 0 | 3 | 6 | 4.8 | |
| at Charlotte | 01/09/21 | | 28 | 5-14 | .357 | 0-1 | .000 | 1-3 | .333 | 6 | 7 | 13 | 4.5 | 5 | 3 | 1 | 0 | 2 | 11 | 5.8 | |
| WKU | 1/14/21 | | 17 | 2-3 | .667 | 0-0 | .000 | 3-4 | .750 | 1 | 2 | 3 | 4.3 | 2 | 3 | 2 | 0 | 1 | 7 | 6.0 | |
| at Western Ky. | 01/17/21 | | 10 | 1-3 | .333 | 0-0 | .000 | 0-0 | .000 | 0 | 2 | 2 | 4.0 | 3 | 1 | 2 | 0 | 0 | 2 | 5.5 | |
| Totals | | | 2 | 161 | 16-49 | .327 | 1-8 | .125 | 11-18 | .611 | 12 | 20 | 32 | 4.0 | 26 | 15 | 14 | 0 | 7 | 44 | 5.5 |

CAREER HIGHS

POINTS

S:.....11 at Charlotte, 1/9/21

C:11 at Charlotte, 1/9/21

FIELD GOALS

S:.....5 at Charlotte, 1/9/21

C:5 at Charlotte, 1/9/21

FGA

S:.....14 at Charlotte, 1/9/21

C:14 at Charlotte, 1/9/21

3-POINTERS

S:..... 1 at #9 Kentucky, 12/9/20

C: 1 at #9 Kentucky, 12/9/20

3PTA

S:..... 3 at #9 Kentucky, 12/9/20

C: 3 at #9 Kentucky, 12/9/20

FREE THROWS

S:..... 3 twice, last vs. WKU, 1/14/21

C: 3 twice, last vs. WKU, 1/14/21

FTA

S:..... 4 twice, last vs. WKU, 1/14/21

C: 4 twice, last vs. WKU, 1/14/21

REBOUNDS

S:.....13 at Charlotte, 1/9/21

C:13 at Charlotte, 1/9/21

ASSISTS

S:..... 3 3x, last vs. WKU, 1/14/21

C: 3 3s, last vs. WKU, 1/14/21

BLOCKS

S:.....

C:

STEALS

S:.....3 at Charlotte, 1/8/21

C:3 at Charlotte, 1/8/21

MINUTES

S:.....28 at Charlotte, 1/9/21

C:28 at Charlotte, 1/9/21

Games played: 8

Minutes/game: 20.1

Points/game: 5.5

FG Pct: 32.7

3FG Pct: 12.5

FT Pct: 61.1

Rebounds/game: 4.0

Assists/game: 1.9

Turnovers/game: 1.8

Assist/turnover ratio: 1.1

Steals/game: 0.9

Career Superlatives

| | Sea. | Car. |
|----------------|------|------|
| 10+ Pts: | 1 | 1 |
| 20+ Pts: | 0 | 0 |
| 5+ Rebs: | 3 | 3 |
| 10+ Rebs: | 1 | 1 |
| 5+ Asts: | 0 | 0 |
| 2+ Blks: | 0 | 0 |
| 2+ Stls: | 2 | 2 |
| Double-Double: | 1 | 1 |



CAREER STATISTICS

| | | | Total | | 3-Point | | F-Throws | | Rebounds | | | | | | | | | | Scoring | |
|---------|-------|----------|--------|------|---------|------|----------|------|----------|-----|-----|-----|----|----|-----|----|-----|-----|---------|-----|
| Season | gp-gs | min/avg | fg-fga | pct | fg-fga | pct | ft-fa | pct | off | def | tot | avg | pf | fo | ast | to | blk | stl | pts | avg |
| 2020-21 | 8-2 | 161/20.1 | 16-49 | .327 | 1-8 | .125 | 11-18 | .611 | 12 | 20 | 32 | 4.0 | 26 | 3 | 15 | 14 | 0 | 7 | 44 | 5.5 |
| TOTAL | 8-2 | 161/20.1 | 16-49 | .327 | 1-8 | .125 | 11-18 | .611 | 12 | 20 | 32 | 4.0 | 26 | 3 | 15 | 14 | 0 | 7 | 44 | 5.5 |



4 Savannah Wheeler

5-6 | G | Catlettsburg, Ky.
Boyd County HS

| Opponent | Date | gs | min | Total | | 3-Pointers | | Free throws | | Rebounds | | | | | | | | | | |
|----------------|----------|----|-----|--------|------|------------|------|-------------|-------|----------|-----|-----|-----|----|----|-----|-----|-----|-----|------|
| | | | | fg-fga | pct | 3fg-fga | pct | ft-fa | pct | off | def | tot | avg | pf | a | t/o | blk | stl | pts | avg |
| RADFORD | 12/6/20 | * | 27 | 7-16 | .438 | 3-9 | .333 | 8-12 | .667 | 0 | 3 | 3 | 3.0 | 0 | 1 | 1 | 1 | 2 | 25 | 25.0 |
| at Kentucky | 12/09/20 | * | 28 | 2-10 | .200 | 0-5 | .000 | 5-6 | .833 | 1 | 2 | 3 | 3.0 | 0 | 1 | 1 | 0 | 1 | 9 | 17.0 |
| LOUISIANA TECH | 1/1/21 | * | 41 | 1-7 | .143 | 0-4 | .000 | 5-6 | .833 | 2 | 9 | 11 | 5.7 | 2 | 5 | 7 | 0 | 3 | 7 | 13.7 |
| LOUISIANA TECH | 1/2/21 | * | 31 | 3-10 | .300 | 3-10 | .300 | 7-8 | .875 | 0 | 2 | 2 | 4.8 | 2 | 1 | 2 | 0 | 1 | 16 | 14.3 |
| at Charlotte | 01/08/21 | * | 33 | 4-11 | .364 | 1-3 | .333 | 7-9 | .778 | 1 | 2 | 3 | 4.4 | 2 | 2 | 4 | 0 | 0 | 16 | 14.6 |
| at Charlotte | 01/09/21 | * | 42 | 4-10 | .400 | 1-3 | .333 | 2-3 | .667 | 1 | 1 | 2 | 4.0 | 2 | 3 | 5 | 0 | 0 | 11 | 14.0 |
| WKU | 1/14/21 | * | 28 | 7-16 | .438 | 3-7 | .429 | 3-4 | .750 | 1 | 2 | 3 | 3.9 | 0 | 6 | 0 | 0 | 0 | 20 | 14.9 |
| at Western Ky. | 01/17/21 | * | 35 | 7-14 | .500 | 3-7 | .429 | 7-7 | 1.000 | 3 | 1 | 4 | 3.9 | 5 | 3 | 5 | 0 | 1 | 24 | 16.0 |
| Totals | | 8 | 265 | 35-94 | .372 | 14-48 | .292 | 44-55 | .800 | 9 | 22 | 31 | 3.9 | 13 | 22 | 25 | 1 | 8 | 128 | 16.0 |

CAREER HIGHS

POINTS

S:.....25 vs. Radford, 12/6/20

C: .25 (2x) last vs. Radford, 12/6/20

FIELD GOALS

S:..... 7 3x, last at WKU, 1/17/21

C:9 vs. FAU, 2/1/20

FGA

S:.... 16 twice, last vs. WKU, 1/14/21

C: .. 16 twice, last vs. WKU, 1/14/21

3-POINTERS

S:..... 3 4x, last at WKU, 1/17/21

C: 5 vs. Norfolk State, 11/9/19

3PTA

S:..... 10 vs. LA Tech, 1/2/21

C: 10 vs. LA Tech, 1/2/21

FREE THROWS

S:.....8 vs. Radford, 12/6/20

C:13 vs. USM, 3/11/20

FTA

S:.....12 vs. Radford, 12/6/20

C:14 vs. USM, 3/11/20

REBOUNDS

S:..... 11 vs. Louisiana Tech, 1/1/21

C: 11 vs. Louisiana Tech, 1/1/21

ASSISTS

S:..... 6 vs. WKU, 1/14/21

C: 7 vs. Bowling Green, 12/7/19

BLOCKS

S:.....1 vs. Radford, 12/6/20

C: ... 1 (5x) last vs. Radford, 12/6/20

STEALS

S:..... 3 vs. Louisiana Tech, 1/1/21

C: 5 at Evansville, 11/24/19

MINUTES

S:..... 41 vs. Louisiana Tech, 1/1/21

C: 41 vs. Louisiana Tech, 1/1/21

Games played: 8

Minutes/game: 33.1

Points/game: 16.0

FG Pct: 37.2

3FG Pct: 29.2

FT Pct: 80.0

Rebounds/game: 3.9

Assists/game: 2.8

Turnovers/game: 3.1


Assist/turnover ratio: 0.9

Steals/game: 1.0

Blocks/game: 0.1

Career Superlatives

| | Sea. | Car. |
|----------------|------|------|
| 10+ Pts: | 6 | 30 |
| 20+ Pts: | 2 | 4 |
| 5+ Rebs: | 1 | 8 |
| 10+ Rebs: | 1 | 1 |
| 5+ Assts: | 2 | 6 |
| 2+ Blks: | 0 | 0 |
| 2+ Stls: | 2 | 14 |
| Double-Double: | 0 | 0 |



CAREER STATISTICS

| | | | Total | | 3-Point | | F-Throws | | Rebounds | | | | | | | | | | | Scoring | |
|---------|-------|-----------|---------|------|---------|------|----------|------|----------|-----|-----|-----|-----|----|-----|----|-----|-----|-----|---------|--|
| Season | gp-gs | min/avg | fg-fga | pct | fg-fga | pct | ft-fa | pct | off | def | tot | avg | pf | fo | ast | to | blk | stl | pts | avg | |
| 2019-20 | 30-17 | 873/29.1 | 113-290 | .390 | 47-140 | .336 | 130-155 | .839 | 19 | 77 | 96 | 3.2 | 89 | 3 | 83 | 74 | 4 | 41 | 403 | 13.4 | |
| 2020-21 | 8-8 | 265/33.1 | 35-94 | .372 | 14-48 | .292 | 44-55 | .800 | 9 | 22 | 31 | 3.9 | 13 | 1 | 22 | 25 | 1 | 8 | 128 | 16.0 | |
| TOTAL | 38-25 | 1138/29.9 | 148-384 | .385 | 61-188 | .324 | 174-210 | .829 | 28 | 99 | 127 | 3.3 | 102 | 4 | 105 | 99 | 5 | 49 | 531 | 14.0 | |

5 Samantha LaFon

6-0 | F | Chesapeake, Ohio
Ironton HS

CAREER HIGHS

POINTS

S:.....

C:

FIELD GOALS

S:.....

C:

FGA

S:.....

C:

3-POINTERS

S:.....

C:

3PTA

S:.....

C:

FREE THROWS

S:.....

C:

FTA

S:.....

C:

REBOUNDS

S:.....

C:

ASSISTS

S:.....

C:

BLOCKS

S:.....

C:

STEALS

S:.....

C:

MINUTES

S:.....

C:

Career Superlatives

| | Sea. | Car. |
|----------------|------|------|
| 10+ Pts: | 0 | 0 |
| 20+ Pts: | 0 | 0 |
| 5+ Rebs: | 0 | 0 |
| 10+ Rebs: | 0 | 0 |
| 5+ Asts: | 0 | 0 |
| 2+ Blks: | 0 | 0 |
| 2+ Stls: | 0 | 0 |
| Double-Double: | 0 | 0 |

CAREER STATISTICS



11 Ksenija Mitric

5-8 | G | Banja Luka, Bosnia & Herzegovina | Celje Basketball Club

| Opponent | Date | gs | min | Total | | 3-Pointers | | Free throws | | Rebounds | | | | pf | a | t/o | blk | stl | pts | avg |
|-------------|----------|----|-----|--------|------|------------|------|-------------|------|----------|-----|-----|-----|----|---|-----|-----|-----|-----|-----|
| | | | | fg-fga | pct | 3fg-fga | pct | ft-fa | pct | off | def | tot | avg | | | | | | | |
| RADFORD | 12/6/20 | | 22 | 3-10 | .300 | 2-6 | .333 | 0-0 | .000 | 0 | 2 | 2 | 2.0 | 1 | 3 | 0 | 0 | 0 | 8 | 8.0 |
| at Kentucky | 12/09/20 | | 17 | 0-4 | .000 | 0-4 | .000 | 0-0 | .000 | 0 | 2 | 2 | 2.0 | 0 | 3 | 3 | 0 | 0 | 0 | 4.0 |
| Totals | | 0 | 39 | 3-14 | .214 | 2-10 | .200 | 0-0 | .000 | 0 | 4 | 4 | 2.0 | 1 | 6 | 3 | 0 | 0 | 8 | 4.0 |

Games played: 2
Minutes/game: 19.5
Points/game: 4.0
FG Pct: 21.4
3FG Pct: 20.0

Rebounds/game: 2.0
Assists/game: 3.0
Turnovers/game: 1.5
Assist/turnover ratio: 2.0

CAREER HIGHS

POINTS
S:8 vs. Radford, 12/6/20
C:Same

FIELD GOALS
S:3 vs. Radford, 12/6/20
C:Same

FGA
S:10 vs. Radford, 12/6/20
C:Same

3-POINTERS
S:2 vs. Radford, 12/6/20
C:Same

3PTA
S:6 vs. Radford, 12/6/20
C:Same

FREE THROWS
S:
C:Same

FTA
S:
C:Same

REBOUNDS
S: 2 (2x) last at #9 Kentucky, 12/9/20
C:Same

ASSISTS
S: 3 (2x) last at #9 Kentucky, 12/9/20
C:Same

BLOCKS
S:
C:Same

STEALS
S:
C:Same

MINUTES
S:22 vs. Radford, 12/6/20
C:Same

| Career Superlatives | | |
|---------------------|------|------|
| | Sea. | Car. |
| 10+ Pts: | 0 | 0 |
| 20+ Pts: | 0 | 0 |
| 5+ Rebs: | 0 | 0 |
| 10+ Rebs: | 0 | 0 |
| 5+ Asts: | 0 | 0 |
| 2+ Blks: | 0 | 0 |
| 2+ Stls: | 0 | 0 |
| Double-Double: | 0 | 0 |



| CAREER STATISTICS | | | | | | | | | | | | | | | | | | | | |
|-------------------|-------|---------|--------|------|---------|------|----------|------|----------|-----|-----|-----|----|----|-----|----|-----|-----|---------|-----|
| | | | Total | | 3-Point | | F-Throws | | Rebounds | | | | | | | | | | Scoring | |
| Season | gp-gs | min/avg | fg-fga | pct | fg-fga | pct | ft-fa | pct | off | def | tot | avg | pf | fo | ast | to | blk | stl | pts | avg |
| 2020-21 | 2-0 | 39/19.5 | 3-14 | .214 | 2-10 | .200 | 0-0 | .000 | 0 | 4 | 4 | 2.0 | 1 | 0 | 6 | 3 | 0 | 0 | 8 | 4.0 |
| TOTAL | 2-0 | 39/19.5 | 3-14 | .214 | 2-10 | .200 | 0-0 | .000 | 0 | 4 | 4 | 2.0 | 1 | 0 | 6 | 3 | 0 | 0 | 8 | 4.0 |



20 Taylor Pearson

5-7 | F | Columbus, Ohio
Northland HS

| Opponent | Date | gs | min | Total | | 3-Pointers | | Free throws | | Rebounds | | | | | | | | | | |
|----------------|----------|----|-----|--------|-------|------------|------|-------------|-------|----------|-----|-----|-----|-----|----|-----|-----|-----|-----|------|
| | | | | fg-fga | pct | 3fg-fga | pct | ft-fa | pct | off | def | tot | avg | pf | a | t/o | blk | stl | pts | avg |
| RADFORD | 12/6/20 | | dnp | - | - | - | - | - | - | - | - | - | - | - | - | - | - | - | - | - |
| LOUISIANA TECH | 1/1/21 | * | 41 | 6-11 | .545 | 3-8 | .375 | 1-2 | .500 | 0 | 6 | 6 | 6.0 | 1 | 3 | 1 | 2 | 0 | 16 | 16.0 |
| LOUISIANA TECH | 1/2/21 | * | 33 | 3-9 | .333 | 1-4 | .250 | 3-4 | .750 | 1 | 3 | 4 | 5.0 | 4 | 1 | 4 | 0 | 1 | 10 | 13.0 |
| at Charlotte | 01/08/21 | * | 31 | 3-10 | .300 | 0-4 | .000 | 1-1 | 1.000 | 0 | 3 | 3 | 4.3 | 2 | 2 | 2 | 0 | 2 | 7 | 11.0 |
| at Charlotte | 01/09/21 | * | 38 | 2-11 | .182 | 0-4 | .000 | 1-2 | .500 | 0 | 6 | 6 | 4.8 | 4 | 1 | 4 | 0 | 1 | 5 | 9.5 |
| WKU | 1/14/21 | * | 23 | 4-8 | .500 | 2-4 | .500 | 0-0 | .000 | 0 | 4 | 4 | 4.6 | 2 | 2 | 1 | 1 | 0 | 10 | 9.6 |
| at Western Ky. | 01/17/21 | * | 31 | 2-10 | .200 | 1-5 | .200 | 0-0 | .000 | 0 | 2 | 2 | 4.2 | 1 | 2 | 3 | 0 | 1 | 5 | 8.8 |
| Totals | | | 6 | 197 | 20-59 | .339 | 7-29 | .241 | 6-9 | .667 | 1 | 24 | 25 | 4.2 | 14 | 11 | 15 | 3 | 53 | 8.8 |

Games played: 6
Minutes/game: 32.8
Points/game: 8.8
FG Pct: 33.9
3FG Pct: 24.1
FT Pct: 66.7

Rebounds/game: 4.2
Assists/game: 1.8
Turnovers/game: 2.5
Assist/turnover ratio: 0.7
Steals/game: 0.8
Blocks/game: 0.5

CAREER HIGHS

POINTS

S:..... 16 vs. Louisiana Tech, 1/1/21
C:24 at WKU, 2/20/20

FIELD GOALS

S:..... 6 vs. Louisiana Tech, 1/1/21
C:10 at WKU, 2/20/20

FGA

S:..... 11 2x, last at Charlotte, 1/8/21
C:15 at WKU, 2/20/20

3-POINTERS

S:..... 3 vs. Louisiana Tech, 1/1/21
C:6 at USM, 2/6/20

3PTA

S:..... 8 vs. Louisiana Tech, 1/1/21
C:9 at USM, 2/6/20

FREE THROWS

S:..... 3 vs. Louisiana Tech, 1/1/21
C:6 (3x) last vs. FAU, 2/1/20

FTA

S:..... 4 vs. Louisiana Tech, 1/2/21
C:8 (2x) last vs. WKU, 1/25/20

REBOUNDS

S:.. 6 twice, last at Charlotte, 1/9/21
C:12 (2x) last vs. UTEP, 3/13/19

ASSISTS

S:..... 3 vs. Louisiana Tech, 1/1/21
C:5 (2x) last vs. KCU, 11/5/19

BLOCKS

S:..... 2 vs. Louisiana Tech, 1/1/21
C: .. 2 twice, last vs. LA Tech, 1/1/21

STEALS

S:.....2 at Charlotte, 1/8/21
C:3 vs. KCU, 12/18/19

MINUTES

S:..... 41 vs. Louisiana Tech, 1/1/21
C:44 vs. UTEP, 3/13/19

Career Superlatives

| | Sea. | Car. |
|----------------|------|------|
| 10+ Pts: | 3 | 33 |
| 20+ Pts: | 0 | 2 |
| 5+ Rebs: | 2 | 46 |
| 10+ Rebs: | 0 | 3 |
| 5+ Asts: | 0 | 2 |
| 2+ Blks: | 2 | 3 |
| 2+ Stls: | 1 | 13 |
| Double-Double: | 0 | 2 |



CAREER STATISTICS

| | | | Total | | 3-Point | | F-Throws | | Rebounds | | | | | | | | | | | Scoring | |
|---------|-------|-----------|---------|------|---------|------|----------|------|----------|-----|-----|-----|-----|----|-----|-----|-----|-----|-----|---------|--|
| Season | gp-gs | min/avg | fg-fga | pct | fg-fga | pct | ft-fa | pct | off | def | tot | avg | pf | fo | ast | to | blk | stl | pts | avg | |
| 2017-18 | 29-4 | 572/19.7 | 54-140 | .386 | 14-51 | .275 | 40-55 | .727 | 33 | 61 | 94 | 3.2 | 57 | 0 | 30 | 44 | 2 | 13 | 162 | 5.6 | |
| 2018-19 | 30-26 | 742/24.7 | 68-188 | .362 | 11-59 | .186 | 28-53 | .528 | 44 | 123 | 167 | 5.6 | 66 | 0 | 32 | 54 | 2 | 22 | 175 | 5.8 | |
| 2019-20 | 30-28 | 885/29.5 | 111-262 | .424 | 53-134 | .396 | 58-79 | .734 | 33 | 124 | 157 | 5.2 | 68 | 1 | 45 | 65 | 4 | 19 | 333 | 11.1 | |
| 2020-21 | 6-6 | 197/32.8 | 20-59 | .339 | 7-29 | .241 | 6-9 | .667 | 1 | 24 | 25 | 4.2 | 14 | 0 | 11 | 15 | 3 | 5 | 53 | 8.8 | |
| TOTAL | 95-64 | 2396/25.2 | 253-649 | .390 | 85-273 | .311 | 132-196 | .673 | 111 | 332 | 443 | 4.7 | 205 | 1 | 118 | 178 | 11 | 59 | 723 | 7.6 | |



21 Sarah Liberatore

5-10 | G | Greensburg, Pa.
Hempfield Area HS

| Opponent | Date | gs | min | Total | | 3-Pointers | | Free throws | | Rebounds | | | | pf | a | t/o | blk | stl | pts | avg |
|----------------|----------|----|-----|--------|-------|------------|-------|-------------|------|----------|-----|-----|-----|----|---|-----|-----|-----|-----|-----|
| | | | | fg-fga | pct | 3fg-fga | pct | ft-fa | pct | off | def | tot | avg | | | | | | | |
| RADFORD | 12/6/20 | 5 | | 0-1 | .000 | 0-1 | .000 | 0-0 | .000 | 0 | 0 | 0 | 0.0 | 0 | 0 | 1 | 0 | 0 | 0 | 0.0 |
| at Kentucky | 12/09/20 | 2 | | 0-0 | .000 | 0-0 | .000 | 0-0 | .000 | 0 | 0 | 0 | 0.0 | 1 | 0 | 1 | 0 | 0 | 0 | 0.0 |
| LOUISIANA TECH | 1/1/21 | 9 | | 1-3 | .333 | 1-2 | .500 | 0-0 | .000 | 0 | 0 | 0 | 0.0 | 0 | 0 | 1 | 0 | 0 | 3 | 1.0 |
| LOUISIANA TECH | 1/2/21 | 8 | | 1-2 | .500 | 0-1 | .000 | 0-1 | .000 | 0 | 0 | 0 | 0.0 | 0 | 0 | 0 | 0 | 1 | 2 | 1.3 |
| at Charlotte | 01/08/21 | 13 | | 1-2 | .500 | 1-2 | .500 | 0-0 | .000 | 0 | 1 | 1 | 0.2 | 0 | 0 | 0 | 0 | 0 | 3 | 1.6 |
| at Charlotte | 01/09/21 | 4 | | 0-0 | .000 | 0-0 | .000 | 0-0 | .000 | 0 | 0 | 0 | 0.2 | 0 | 0 | 0 | 0 | 0 | 0 | 1.3 |
| WKU | 1/14/21 | 2 | | 1-1 | 1.000 | 1-1 | 1.000 | 0-0 | .000 | 0 | 0 | 0 | 0.1 | 0 | 0 | 0 | 0 | 0 | 3 | 1.6 |
| Totals | | 0 | 43 | 4-9 | .444 | 3-7 | .429 | 0-1 | .000 | 0 | 1 | 1 | 0.1 | 1 | 0 | 3 | 0 | 1 | 11 | 1.6 |

Games played: 7

Minutes/game: 6.1

Points/game: 1.6

FG Pct: 44.4

3FG Pct: 42.9

FT Pct: 0.0

Rebounds/game: 0.1

Turnovers/game: 0.4

Steals/game: 0.1

CAREER HIGHS

POINTS

S:..... 3 3x, last vs. WKU, 1/14/21

C: 3 3x, last vs. WKU, 1/14/21

FIELD GOALS

S:..... 1 4x, last vs. WKU, 1/14/21

C: 1 4x, last vs. WKU, 1/14/21

FGA

S:..... 3 vs. LA Tech, 1/1/21

C: 3 vs. LA Tech, 1/1/21

3-POINTERS

S:..... 1 3x, last vs. WKU, 1/14/21

C: 1 3x, last vs. WKU, 1/14/21

3PTA

S: 2 twice, last at Charlotte, 1/8/21

C: 2 twice, last at Charlotte, 1/8/21

FREE THROWS

S:.....

C:

FTA

S:..... 1 vs. LA Tech, 1/1/21

C: 1 vs. LA Tech, 1/1/21

REBOUNDS

S:..... 1 at Charlotte, 1/8/21

C: 1 at Charlotte, 1/8/21

ASSISTS

S:.....

C:

BLOCKS

S:.....

C:

STEALS

S:..... 1 vs. LA Tech, 1/1/21

C: 1 vs. LA Tech, 1/1/21

MINUTES

S:..... 13 at Charlotte, 1/8/21

C: 13 at Charlotte, 1/8/21

Career Superlatives

| | Sea. | Car. |
|----------------|------|------|
| 10+ Pts: | 0 | 0 |
| 20+ Pts: | 0 | 0 |
| 5+ Rebs: | 0 | 0 |
| 10+ Rebs: | 0 | 0 |
| 5+ Asts: | 0 | 0 |
| 2+ Blks: | 0 | 0 |
| 2+ Stls: | 0 | 0 |
| Double-Double: | 0 | 0 |



CAREER STATISTICS

| | | | Total | | 3-Point | | F-Throws | | Rebounds | | | | | | | | | | Scoring | |
|---------|-------|---------|--------|------|---------|------|----------|------|----------|-----|-----|-----|----|----|-----|----|-----|-----|---------|-----|
| Season | gp-gs | min/avg | fg-fga | pct | fg-fga | pct | ft-fa | pct | off | def | tot | avg | pf | fo | ast | to | blk | stl | pts | avg |
| 2020-21 | 7-0 | 43/6.1 | 4-9 | .444 | 3-7 | .429 | 0-1 | .000 | 0 | 1 | 1 | 0.1 | 1 | 0 | 0 | 3 | 0 | 1 | 11 | 1.6 |
| TOTAL | 7-0 | 43/6.1 | 4-9 | .444 | 3-7 | .429 | 0-1 | .000 | 0 | 1 | 1 | 0.1 | 1 | 0 | 0 | 3 | 0 | 1 | 11 | 1.6 |



23 Alexis Johnson

5-10 | F | Southfield, Mich.
Southfield HS for the Arts & Tech.

| Opponent | Date | gs | min | Total | | 3-Pointers | | Free throws | | Rebounds | | | | pf | a | t/o | blk | stl | pts | avg |
|----------------|----------|----|-----|--------|-------|------------|-------|-------------|-------|----------|-----|-----|-----|----|---|-----|-----|-----|-----|------|
| | | | | fg-fga | pct | 3fg-fga | pct | ft-fa | pct | off | def | tot | avg | | | | | | | |
| RADFORD | 12/6/20 | | 21 | 6-11 | .545 | 0-2 | .000 | 0-2 | .000 | 5 | 4 | 9 | 9.0 | 1 | 1 | 0 | 0 | 1 | 12 | 12.0 |
| at Kentucky | 12/09/20 | | 25 | 6-9 | .667 | 2-2 | 1.000 | 2-4 | .500 | 2 | 2 | 4 | 6.5 | 3 | 0 | 1 | 0 | 3 | 16 | 14.0 |
| LOUISIANA TECH | 1/1/21 | * | 34 | 7-11 | .636 | 0-1 | .000 | 2-2 | 1.000 | 0 | 11 | 11 | 8.0 | 2 | 0 | 3 | 0 | 1 | 16 | 14.7 |
| LOUISIANA TECH | 1/2/21 | * | 29 | 2-6 | .333 | 0-1 | .000 | 0-0 | .000 | 1 | 6 | 7 | 7.8 | 1 | 0 | 1 | 0 | 1 | 4 | 12.0 |
| at Charlotte | 01/08/21 | * | 25 | 4-7 | .571 | 1-4 | .250 | 0-0 | .000 | 3 | 6 | 9 | 8.0 | 3 | 0 | 3 | 0 | 2 | 9 | 11.4 |
| at Charlotte | 01/09/21 | * | 31 | 5-16 | .313 | 1-4 | .250 | 0-1 | .000 | 5 | 9 | 14 | 9.0 | 3 | 1 | 2 | 0 | 1 | 11 | 11.3 |
| WKU | 1/14/21 | | 13 | 3-3 | 1.000 | 0-0 | .000 | 0-0 | .000 | 2 | 1 | 3 | 8.1 | 2 | 0 | 1 | 0 | 2 | 6 | 10.6 |
| at Western Ky. | 01/17/21 | | 13 | 1-2 | .500 | 0-0 | .000 | 0-0 | .000 | 0 | 0 | 0 | 7.1 | 4 | 1 | 0 | 0 | 1 | 2 | 9.5 |
| Totals | | 4 | 191 | 34-65 | .523 | 4-14 | .286 | 4-9 | .444 | 18 | 39 | 57 | 7.1 | 19 | 3 | 11 | 0 | 12 | 76 | 9.5 |

CAREER HIGHS

POINTS

S: 16 twice, last vs. LA Tech, 1/1/21
S: 16 twice, last vs. LA Tech, 1/1/21

FIELD GOALS

S: 7 vs. LA Tech, 1/1/21
C: 7 vs. LA Tech, 1/1/21

FGA

S: 16 at Charlotte, 1/9/21
C: 16 at Charlotte, 1/9/21

3-POINTERS

S: 2 at #9 Kentucky, 12/9/20
C: 2 at #9 Kentucky, 12/9/20

3PTA

S: 4 twice, last at Charlotte, 1/9/21
C: 4 twice, last at Charlotte, 1/9/21

FREE THROWS

S: ... 2 twice, last vs. LA Tech, 1/1/21
C: 2 (4x) last vs. LA Tech, 1/1/21

FTA

S: 4 at #9 Kentucky, 12/9/20
C: 4 (2x) last at #9 Kentucky, 12/9/20

REBOUNDS

S: 14 at Charlotte, 1/9/21
C: 14 at Charlotte, 1/9/21

ASSISTS

S: 1 twice, last at Charlotte, 1/9/21
C: 1 (4x) last at Charlotte, 1/9/21

BLOCKS

S:
C: N/A

STEALS

S: 3 at #9 Kentucky, 12/9/20
C: 3 (2x) last at #9 Kentucky, 12/9/20

MINUTES

S: 34 vs. LA Tech, 1/1/21
C: 34 vs. LA Tech, 1/1/21

Games played: 8

Minutes/game: 23.9

Points/game: 9.5

FG Pct: 52.3

3FG Pct: 28.6

FT Pct: 44.4

Rebounds/game: 7.1

Assists/game: 0.4

Turnovers/game: 1.4

Assist/turnover ratio: 0.3

Steals/game: 1.5

Career Superlatives

| | Sea. | Car. |
|----------------|------|------|
| 10+ Pts: | 4 | 4 |
| 20+ Pts: | 0 | 0 |
| 5+ Rebs: | 5 | 5 |
| 10+ Rebs: | 2 | 2 |
| 5+ Asts: | 0 | 0 |
| 2+ Blks: | 0 | 0 |
| 2+ Stls: | 3 | 4 |
| Double-Double: | 2 | 2 |



CAREER STATISTICS

| | | | Total | | 3-Point | | F-Throws | | Rebounds | | | | | | | | | | Scoring | |
|---------|-------|----------|--------|------|---------|------|----------|------|----------|-----|-----|-----|----|----|-----|----|-----|-----|---------|-----|
| Season | gp-gs | min/avg | fg-fga | pct | fg-fga | pct | ft-fga | pct | off | def | tot | avg | pf | fo | ast | to | blk | stl | pts | avg |
| 2019-20 | 15-0 | 88/5.9 | 11-23 | .478 | 1-4 | .250 | 4-10 | .400 | 6 | 18 | 24 | 1.6 | 18 | 0 | 2 | 7 | 0 | 6 | 27 | 1.8 |
| 2020-21 | 8-4 | 191/23.9 | 34-65 | .523 | 4-14 | .286 | 4-9 | .444 | 18 | 39 | 57 | 7.1 | 19 | 0 | 3 | 11 | 0 | 12 | 76 | 9.5 |
| TOTAL | 23-4 | 279/12.1 | 45-88 | .511 | 5-18 | .278 | 8-19 | .421 | 24 | 57 | 81 | 3.5 | 37 | 0 | 5 | 18 | 0 | 18 | 103 | 4.5 |



24 Kennedi Colclough

6-0 | F | Crofton, Md.
Stetson University

| Opponent | Date | gs | min | Total | | 3-Pointers | | Free throws | | Rebounds | | | | pf | a | t/o | blk | stl | pts | avg |
|----------------|----------|----|-----|--------|-------|------------|-------|-------------|-------|----------|-----|-----|-----|----|---|-----|-----|-----|-----|-----|
| | | | | fg-fga | pct | 3fg-fga | pct | ft-fa | pct | off | def | tot | avg | | | | | | | |
| RADFORD | 12/6/20 | | dnp | - | - | - | - | - | - | - | - | - | - | - | - | - | - | - | - | - |
| LOUISIANA TECH | 1/1/21 | * | 29 | 2-6 | .333 | 0-1 | .000 | 0-0 | .000 | 2 | 2 | 4 | 4.0 | 4 | 2 | 3 | 4 | 1 | 4 | 4.0 |
| LOUISIANA TECH | 1/2/21 | * | 26 | 4-6 | .667 | 0-0 | .000 | 0-0 | .000 | 1 | 2 | 3 | 3.5 | 2 | 2 | 2 | 2 | 0 | 8 | 6.0 |
| at Charlotte | 01/08/21 | * | 24 | 1-6 | .167 | 0-3 | .000 | 2-2 | 1.000 | 3 | 4 | 7 | 4.7 | 5 | 2 | 1 | 0 | 0 | 4 | 5.3 |
| at Charlotte | 01/09/21 | * | 33 | 4-14 | .286 | 0-3 | .000 | 2-2 | 1.000 | 4 | 3 | 7 | 5.3 | 1 | 1 | 0 | 1 | 1 | 10 | 6.5 |
| WKU | 1/14/21 | * | 18 | 2-2 | 1.000 | 0-0 | .000 | 0-0 | .000 | 0 | 1 | 1 | 4.4 | 1 | 0 | 0 | 0 | 1 | 4 | 6.0 |
| at Western Ky. | 01/17/21 | * | 25 | 7-11 | .636 | 1-1 | 1.000 | 0-0 | .000 | 0 | 5 | 5 | 4.5 | 5 | 2 | 3 | 1 | 1 | 15 | 7.5 |
| Totals | | 6 | 155 | 20-45 | .444 | 1-8 | .125 | 4-4 | 1.000 | 10 | 17 | 27 | 4.5 | 18 | 9 | 9 | 8 | 4 | 45 | 7.5 |

Games played: 6
Minutes/game: 25.8
Points/game: 7.5
FG Pct: 44.4
3FG Pct: 12.5
FT Pct: 100.0

Rebounds/game: 4.5
Assists/game: 1.5
Turnovers/game: 1.5
Assist/turnover ratio: 1.0
Steals/game: 0.7
Blocks/game: 1.3

CAREER HIGHS

POINTS

S:15 at WKU, 1/17/21
C: ... 25 vs. Trinity Baptist, 11/23/19

FIELD GOALS

S:7 at WKU, 1/17/21
C: ... 10 vs. Trinity Baptist, 11/23/19

FGA

S:14 at Charlotte, 1/9/21
C: 17 vs. Florida, 11/22/17

3-POINTERS

S:1 at WKU, 1/17/21
C: ...2 (2x) last vs. Florida, 11/22/17

3PTA

S: 3 twice, last at Charlotte, 1/9/21
C: 4 vs. Florida, 11/22/17

FREE THROWS

S: 2 twice, last at Charlotte, 1/9/21
C: 8 vs. Webber Int., 11/11/16

FTA

S:2 at Charlotte, 1/9/21
C: 12 vs. Webber Int., 11/11/16

REBOUNDS

S: 7 twice, last at Charlotte, 1/9/21
C:13 (2x) last at Jacksonville, 1/18/20

ASSISTS

S: 2 4x, last at WKU, 1/17/21
C: ... 4 vs. Delaware State, 12/30/17

BLOCKS

S: 4 vs. Louisiana Tech, 1/1/21
C: 4 vs. Louisiana Tech, 1/1/21

STEALS

S: 1 4x, last at WKU, 1/17/21
C: 3 vs. Chattanooga, 11/15/17

MINUTES

S:33 at Charlotte, 1/9/21
C: 40 (2x) last vs. WKU, 12/16/17

Career Superlatives

| | Sea. | Car. |
|----------------|------|------|
| 10+ Pts: | 2 | 28 |
| 20+ Pts: | 0 | 3 |
| 5+ Rebs: | 3 | 32 |
| 10+ Rebs: | 0 | 6 |
| 5+ Asts: | 0 | 0 |
| 2+ Blks: | 2 | 5 |
| 2+ Stls: | 0 | 11 |
| Double-Double: | 0 | 6 |

CAREER STATISTICS (From Stetson University)

| | GP | GS | MIN | AVG | FG | FGA | PCT | FG | FGA | PCT | FT | FTA | PCT | OFF | DEF | TOT | AVG | PF | FO | AST | AST/G | T/O | BLK | STL | PTS | AVG |
|---------|----|----|------|------|-----|-----|------|----|-----|------|----|-----|------|-----|-----|-----|-----|-----|----|-----|-------|-----|-----|-----|-----|------|
| 2016-17 | 30 | 4 | 401 | 13.4 | 59 | 109 | .541 | 2 | 4 | .500 | 24 | 39 | .615 | 43 | 51 | 94 | 3.1 | 58 | 0 | 15 | 0.5 | 24 | 8 | 14 | 144 | 4.8 |
| 2017-18 | 17 | 17 | 564 | 33.2 | 87 | 185 | .470 | 3 | 16 | .188 | 44 | 54 | .815 | 36 | 79 | 115 | 6.8 | 42 | 2 | 29 | 1.7 | 50 | 2 | 14 | 221 | 13.0 |
| 2018-19 | 1 | 0 | 7 | 7.0 | 1 | 2 | .500 | 0 | 0 | .000 | 1 | 2 | .500 | 1 | 1 | 2 | 2.0 | 1 | 0 | 0 | 0.0 | 1 | 0 | 0 | 3 | 3.0 |
| 2019-20 | 23 | 6 | 414 | 18.0 | 62 | 133 | .466 | 0 | 6 | .000 | 29 | 50 | .580 | 31 | 69 | 100 | 4.3 | 44 | 2 | 18 | 0.8 | 41 | 8 | 12 | 153 | 6.7 |
| Total | 71 | 27 | 1386 | 19.5 | 209 | 429 | .487 | 5 | 26 | .192 | 98 | 145 | .676 | 111 | 200 | 311 | 4.4 | 145 | 4 | 62 | 0.9 | 116 | 18 | 40 | 521 | 7.3 |

CAREER STATISTICS (From Marshall)

| Season | gp-gs | min/avg | Total fg-fga | pct | 3-Point fg-fga | pct | F-Throws ft-fa | pct | Rebounds off | def | tot | avg | pf | fo | ast | to | blk | stl | Scoring pts | avg |
|---------|-------|----------|--------------|------|----------------|------|----------------|-------|--------------|-----|-----|-----|----|----|-----|----|-----|-----|-------------|-----|
| 2020-21 | 6-6 | 155/25.8 | 20-45 | .444 | 1-8 | .125 | 4-4 | 1.000 | 10 | 17 | 27 | 4.5 | 18 | 2 | 9 | 9 | 8 | 4 | 45 | 7.5 |
| TOTAL | 6-6 | 155/25.8 | 20-45 | .444 | 1-8 | .125 | 4-4 | 1.000 | 10 | 17 | 27 | 4.5 | 18 | 2 | 9 | 9 | 8 | 4 | 45 | 7.5 |



25 Mahogany Matthews

6-1 | F | York, Pa.

Ole Miss

| Opponent | Date | gs | min | Total | | 3-Pointers | | Free throws | | Rebounds | | | | pf | a | t/o | blk | stl | pts | avg |
|----------------|----------|----|-----|--------|------|------------|------|-------------|------|----------|-----|-----|-----|----|---|-----|-----|-----|-----|-----|
| | | | | fg-fga | pct | 3fg-fga | pct | ft-fa | pct | off | def | tot | avg | | | | | | | |
| RADFORD | 12/6/20 | | 14 | 1-2 | .500 | 0-0 | .000 | 0-0 | .000 | 2 | 0 | 2 | 2.0 | 4 | 0 | 3 | 2 | 0 | 2 | 2.0 |
| at Kentucky | 12/09/20 | | 15 | 1-3 | .333 | 0-0 | .000 | 3-4 | .750 | 1 | 1 | 2 | 2.0 | 2 | 0 | 1 | 0 | 0 | 5 | 3.5 |
| LOUISIANA TECH | 1/1/21 | | 21 | 0-3 | .000 | 0-0 | .000 | 1-4 | .250 | 3 | 2 | 5 | 3.0 | 5 | 0 | 1 | 7 | 0 | 1 | 2.7 |
| LOUISIANA TECH | 1/2/21 | | 25 | 1-2 | .500 | 0-0 | .000 | 0-0 | .000 | 1 | 3 | 4 | 3.3 | 3 | 1 | 3 | 5 | 1 | 2 | 2.5 |
| at Charlotte | 01/08/21 | | 21 | 2-8 | .250 | 0-0 | .000 | 0-0 | .000 | 3 | 2 | 5 | 3.6 | 2 | 0 | 2 | 2 | 2 | 4 | 2.8 |
| at Charlotte | 01/09/21 | | 17 | 0-2 | .000 | 0-2 | .000 | 0-0 | .000 | 1 | 0 | 1 | 3.2 | 5 | 0 | 2 | 4 | 0 | 0 | 2.3 |
| WKU | 1/14/21 | | 15 | 2-7 | .286 | 0-0 | .000 | 0-0 | .000 | 0 | 0 | 0 | 2.7 | 3 | 0 | 0 | 3 | 0 | 4 | 2.6 |
| at Western Ky. | 01/17/21 | | 22 | 0-0 | .000 | 0-0 | .000 | 0-0 | .000 | 4 | 2 | 6 | 3.1 | 3 | 0 | 2 | 2 | 0 | 0 | 2.3 |
| Totals | | 0 | 150 | 7-27 | .259 | 0-2 | .000 | 4-8 | .500 | 15 | 10 | 25 | 3.1 | 27 | 1 | 14 | 25 | 3 | 18 | 2.3 |

CAREER HIGHS

POINTS

S:..... 5 at #9 Kentucky, 12/9/20

C: 5 at #9 Kentucky, 12/9/20

FIELD GOALS

S:..... 2 twice, last vs. WKU, 1/14/21

C: 2 (4x) last vs. WKU, 1/14/21

FGA

S:..... 8 at Charlotte, 1/8/21

C: 8 at Charlotte, 1/8/21

3-POINTERS

S:.....

C: N/A

3PTA

S:..... 2 at Charlotte, 1/9/21

C: 2 at Charlotte, 1/9/21

FREE THROWS

S:..... 3 at #9 Kentucky, 12/9/20

C: 3 at #9 Kentucky, 12/9/20

FTA

S:.... 4 twice, last vs. LA Tech, 1/1/21

C: .. 4 twice, last vs. LA Tech, 1/1/21

REBOUNDS

S:..... 6 at WKU, 1/17/21

C: 6 twice, last at WKU, 1/17/21

ASSISTS

S:..... 1 vs. Louisiana Tech, 1/2/21

C: 4 vs. North Florida, 12/28/18

BLOCKS

S:..... 7 vs. LA Tech, 1/1/21

C: 7 vs. LA Tech, 1/1/21

STEALS

S:..... 2 at Charlotte, 1/8/21

C: .. 2 twice, last at Charlotte, 1/9/21

MINUTES

S:..... 25 vs. Louisiana Tech, 1/2/21

C: 25 vs. Louisiana Tech, 1/2/21

Games played: 8

Minutes/game: 18.8

Points/game: 2.3

FG Pct: 25.9

3FG Pct: 0.0

FT Pct: 50.0

Rebounds/game: 3.1

Assists/game: 0.1

Turnovers/game: 1.8

Assist/turnover ratio: 0.1

Steals/game: 0.4

Blocks/game: 3.1

Redshirted the 2019-20 season due to NCAA transfer rules.

| Career Superlatives | | |
|---------------------|------|------|
| | Sea. | Car. |
| 10+ Pts: | 0 | 0 |
| 20+ Pts: | 0 | 0 |
| 5+ Rebs: | 3 | 5 |
| 10+ Rebs: | 0 | 0 |
| 5+ Asts: | 0 | 0 |
| 2+ Blks: | 6 | 7 |
| 2+ Stls: | 1 | 2 |
| Double-Double: | 0 | 0 |



CAREER STATISTICS (Ole Miss)

| | GP | GS | MIN | AVG | FG | FGA | PCT | FG | FGA | PCT | FT | FTA | PCT | OFF | DEF | TOT | AVG | PF | FO | AST | AST/G | T/O | BLK | STL | PTS | AVG |
|---------|----|----|-----|-----|----|-----|------|----|-----|------|----|-----|------|-----|-----|-----|-----|----|----|-----|-------|-----|-----|-----|-----|-----|
| 2018-19 | 22 | 6 | 203 | 9.2 | 11 | 32 | .344 | 0 | 0 | .000 | 1 | 2 | .500 | 21 | 21 | 42 | 1.9 | 24 | 1 | 6 | 0.3 | 13 | 7 | 9 | 23 | 1.0 |
| Total | 22 | 6 | 203 | 9.2 | 11 | 32 | .344 | 0 | 0 | .000 | 1 | 2 | .500 | 21 | 21 | 42 | 1.9 | 24 | 1 | 6 | 0.3 | 13 | 7 | 9 | 23 | 1.0 |

CAREER STATISTICS (Marshall)

| | | | Total | | 3-Point | | F-Throws | | Rebounds | | | | | | | | | | Scoring | |
|---------|-------|----------|--------|------|---------|------|----------|------|----------|-----|-----|-----|----|----|-----|----|-----|-----|---------|-----|
| Season | gp-gs | min/avg | fg-fga | pct | fg-fga | pct | ft-fa | pct | off | def | tot | avg | pf | fo | ast | to | blk | stl | pts | avg |
| 2020-21 | 8-0 | 150/18.8 | 7-27 | .259 | 0-2 | .000 | 4-8 | .500 | 15 | 10 | 25 | 3.1 | 27 | 2 | 1 | 14 | 25 | 3 | 18 | 2.3 |
| TOTAL | 8-0 | 150/18.8 | 7-27 | .259 | 0-2 | .000 | 4-8 | .500 | 15 | 10 | 25 | 3.1 | 27 | 2 | 1 | 14 | 25 | 3 | 18 | 2.3 |



32 Paige Shy

5-10 | G | Huntington, W.Va.
St. Joseph Central Catholic HS

| Opponent | Date | gs | min | Total | | 3-Pointers | | Free throws | | Rebounds | | | | pf | a | t/o | blk | stl | pts | avg |
|----------------|----------|----|-----|--------|------|------------|------|-------------|-------|----------|-----|-----|-----|----|---|-----|-----|-----|-----|-----|
| | | | | fg-fga | pct | 3fg-fga | pct | ft-fa | pct | off | def | tot | avg | | | | | | | |
| RADFORD | 12/6/20 | | dnp | - | - | - | - | - | - | - | - | - | - | - | - | - | - | - | - | - |
| at Kentucky | 12/09/20 | | 11 | 1-2 | .500 | 0-1 | .000 | 0-0 | .000 | 1 | 0 | 1 | 1.0 | 2 | 0 | 2 | 0 | 0 | 2 | 2.0 |
| LOUISIANA TECH | 1/1/21 | * | 34 | 1-8 | .125 | 1-7 | .143 | 1-2 | .500 | 0 | 2 | 2 | 1.5 | 3 | 1 | 2 | 1 | 0 | 4 | 3.0 |
| LOUISIANA TECH | 1/2/21 | * | 28 | 3-5 | .600 | 3-5 | .600 | 2-4 | .500 | 0 | 9 | 9 | 4.0 | 2 | 3 | 1 | 0 | 1 | 11 | 5.7 |
| at Charlotte | 01/08/21 | * | 28 | 2-5 | .400 | 1-4 | .250 | 0-0 | .000 | 1 | 2 | 3 | 3.8 | 1 | 1 | 4 | 0 | 0 | 5 | 5.5 |
| at Charlotte | 01/09/21 | * | 32 | 2-5 | .400 | 2-5 | .400 | 2-2 | 1.000 | 1 | 4 | 5 | 4.0 | 5 | 0 | 1 | 0 | 1 | 8 | 6.0 |
| WKU | 1/14/21 | | 17 | 1-5 | .200 | 1-5 | .200 | 0-0 | .000 | 1 | 1 | 2 | 3.7 | 3 | 1 | 2 | 0 | 0 | 3 | 5.5 |
| at Western Ky. | 01/17/21 | | 10 | 1-3 | .333 | 1-3 | .333 | 0-0 | .000 | 0 | 2 | 2 | 3.4 | 0 | 0 | 0 | 0 | 0 | 3 | 5.1 |
| Totals | | 4 | 160 | 11-33 | .333 | 9-30 | .300 | 5-8 | .625 | 4 | 20 | 24 | 3.4 | 16 | 6 | 12 | 1 | 2 | 36 | 5.1 |

CAREER HIGHS

POINTS

S:..... 11 vs. Louisiana Tech, 1/2/21

C: 11 vs. Louisiana Tech, 1/2/21

FIELD GOALS

S:..... 3 vs. Louisiana Tech, 1/2/21

C: 4 vs. North Texas, 2/29/20

FGA

S:..... 8 vs. Louisiana Tech, 1/1/21

C: 9 (2x) last vs. NT, 2/29/20

3-POINTERS

S:..... 3 vs. Louisiana Tech, 1/2/21

C: 3 vs. Louisiana Tech, 1/2/21

3PTA

S:..... 7 vs. Louisiana Tech, 1/1/21

C: 9 at Rutgers, 12/15/19

FREE THROWS

S:.. 2 twice, last at Charlotte, 1/9/21

C: 3 vs. AB, 11/27/19

FTA

S:..... 4 vs. Louisiana Tech, 1/2/21

C: 4 vs. Louisiana Tech, 1/2/21

REBOUNDS

S:..... 9 vs. Louisiana Tech, 1/2/21

C: 9 vs. Louisiana Tech, 1/2/21

ASSISTS

S:..... 3 vs. Louisiana Tech, 1/2/21

C: .. 3 twice, last vs. LA Tech, 1/2/21

BLOCKS

S:..... 1 vs. Louisiana Tech, 1/1/21

C: 1 (4x) last vs. La Tech, 1/1/21

STEALS

S:.. 1 twice, last at Charlotte, 1/9/21

C: 1 (7x) last at Charlotte, 1/9/21

MINUTES

S:..... 34 vs. Louisiana Tech, 1/1/21

C: 34 vs. Louisiana Tech, 1/1/21

Games played: 7

Minutes/game: 22.9

Points/game: 5.1

FG Pct: 33.3

3FG Pct: 30.0

FT Pct: 62.5

Rebounds/game: 3.4

Assists/game: 0.9

Turnovers/game: 1.7

Assist/turnover ratio: 0.5

Steals/game: 0.3

Blocks/game: 0.1

Career Superlatives

| | Sea. | Car. |
|-----------|------|------|
| 10+ Pts: | 1 | 2 |
| 20+ Pts: | 0 | 0 |
| 5+ Rebs: | 2 | 4 |
| 10+ Rebs: | 0 | 0 |
| 5+ Asts: | 0 | 0 |
| 2+ Blks: | 0 | 0 |
| 2+ Stls: | 0 | 0 |
| Double-D: | 0 | 0 |



CAREER STATISTICS

| | | | Total | | 3-Point | | F-Throws | | Rebounds | | | | | | | | | | | Scoring | |
|---------|-------|----------|--------|------|---------|------|----------|------|----------|-----|-----|-----|----|----|-----|----|-----|-----|-----|---------|--|
| Season | gp-gs | min/avg | fg-fga | pct | fg-fga | pct | ft-fita | pct | off | def | tot | avg | pf | fo | ast | to | blk | stl | pts | avg | |
| 2019-20 | 28-0 | 322/11.5 | 27-96 | .281 | 18-77 | .234 | 13-17 | .765 | 16 | 49 | 65 | 2.3 | 25 | 0 | 12 | 24 | 3 | 5 | 85 | 3.0 | |
| 2020-21 | 7-4 | 160/22.9 | 11-33 | .333 | 9-30 | .300 | 5-8 | .625 | 4 | 20 | 24 | 3.4 | 16 | 1 | 6 | 12 | 1 | 2 | 36 | 5.1 | |
| TOTAL | 35-4 | 482/13.8 | 38-129 | .295 | 27-107 | .252 | 18-25 | .720 | 20 | 69 | 89 | 2.5 | 41 | 1 | 18 | 36 | 4 | 7 | 121 | 3.5 | |



34 Lorelei Roper

6-1 | F/C | Charlotte, N.C.
Carmel Christian HS

| | | | | Total | | 3-Pointers | | Free throws | | Rebounds | | | | | | | | | | | |
|----------------|----------|----|-----|--------|------|------------|------|-------------|------|----------|-----|-----|-----|----|---|-----|-----|-----|-----|-----|--|
| Opponent | Date | gs | min | fg-fga | pct | 3fg-fga | pct | ft-fa | pct | off | def | tot | avg | pf | a | t/o | blk | stl | pts | avg | |
| RADFORD | 12/6/20 | * | 25 | 4-6 | .667 | 0-0 | .000 | 1-2 | .500 | 4 | 4 | 8 | 8.0 | 3 | 0 | 1 | 0 | 2 | 9 | 9.0 | |
| at Kentucky | 12/09/20 | * | 25 | 2-3 | .667 | 0-0 | .000 | 0-0 | .000 | 0 | 2 | 2 | 5.0 | 0 | 1 | 0 | 0 | 0 | 4 | 6.5 | |
| LOUISIANA TECH | 1/1/21 | | dnp | - | - | - | - | - | - | - | - | - | - | - | - | - | - | - | - | - | |
| LOUISIANA TECH | 1/2/21 | | dnp | - | - | - | - | - | - | - | - | - | - | - | - | - | - | - | - | - | |
| WKU | 1/14/21 | * | 19 | 3-7 | .429 | 0-0 | .000 | 0-0 | .000 | 0 | 3 | 3 | 4.3 | 2 | 0 | 1 | 0 | 1 | 6 | 6.3 | |
| at Western Ky. | 01/17/21 | * | 11 | 0-1 | .000 | 0-0 | .000 | 0-0 | .000 | 1 | 2 | 3 | 4.0 | 1 | 2 | 1 | 0 | 0 | 0 | 4.8 | |
| Totals | | 4 | 80 | 9-17 | .529 | 0-0 | .000 | 1-2 | .500 | 5 | 11 | 16 | 4.0 | 6 | 3 | 3 | 0 | 3 | 19 | 4.8 | |

Games played: 4
Minutes/game: 20.0
Points/game: 4.8
FG Pct: 52.9
FT Pct: 50.0

Rebounds/game: 4.0
Assists/game: 0.8
Turnovers/game: 0.8
Assist/turnover ratio: 1.0
Steals/game: 0.8

CAREER HIGHS

POINTS

S:.....9 vs. Radford, 12/6/20
C:10 vs. AB, 11/27/19

FIELD GOALS

S:.....4 vs. Radford, 12/6/20
C:5 vs. AB, 11/27/19

FGA

S:.....7 vs. WKU, 1/14/21
C:9 vs. Cleveland St., 12/8/18

3-POINTERS

S:.....
C: N/A

3PTA

S:.....
C:1 at Rice, 1/2/20

FREE THROWS

S:.....1 vs. Radford, 12/6/20
C:3 at App. State, 11/25/18

FTA

S:.....2 vs. Radford, 12/6/20
C:5 (2x) last at FAU, 1/17/19

REBOUNDS

S:.....8 vs. Radford, 12/6/20
C:10 vs. UTSA, 2/13/20

ASSISTS

S:.....2 at WKU, 1/17/21
C:2 (4x) last at WKU, 1/17/21

BLOCKS

S:.....
C:4 vs. Cleveland St., 12/8/18

STEALS

S:.....2 vs. Radford, 12/6/20
C:2 (2x) last vs. Radford, 12/6/20

MINUTES

S:....25 (2x) at #9 Kentucky, 12/9/20
C:28 (2x) last at FIU, 3/5/20

Career Superlatives

| | Sea. | Car. |
|----------------|------|------|
| 10+ Pts: | 0 | 1 |
| 20+ Pts: | 0 | 0 |
| 5+ Rebs: | 1 | 12 |
| 10+ Rebs: | 0 | 0 |
| 5+ Asts: | 0 | 0 |
| 2+ Blks: | 0 | 3 |
| 2+ Stls: | 1 | 2 |
| Double-Double: | 0 | 0 |



CAREER STATISTICS

| Season | gp-gs | min/avg | Total | | 3-Point | | F-Throws | | Rebounds | | | | Scoring | |
|---------|-------|----------|--------|------|---------|------|----------|------|----------|-----|-----|-----|---------|-----|
| | | | fg-fga | pct | fg-fga | pct | ft-fa | pct | off | def | tot | avg | pts | avg |
| 2018-19 | 28-1 | 385/13.8 | 36-89 | .404 | 0-0 | .000 | 19-41 | .463 | 31 | 59 | 90 | 3.2 | 91 | 3.3 |
| 2019-20 | 22-3 | 269/12.2 | 24-59 | .407 | 0-1 | .000 | 3-13 | .231 | 24 | 45 | 69 | 3.1 | 51 | 2.3 |
| 2020-21 | 4-4 | 80/20.0 | 9-17 | .529 | 0-0 | .000 | 1-2 | .500 | 5 | 11 | 16 | 4.0 | 19 | 4.8 |
| TOTAL | 54-8 | 734/13.6 | 69-165 | .418 | 0-1 | .000 | 23-56 | .411 | 60 | 115 | 175 | 3.2 | 161 | 3.0 |

TV/RADIO ROSTER



0 KIA SIVILS
G - 5-7 - JR
LOUISVILLE, KY.



1 CHRISTIANA MCLEAN
G - 5-6 - RS-FR
WAKE FOREST, N.C.




2 KRISTEN MAYO
G - 5-5 - SR
GRAYSON, KY.



3 CC MAYS
G - 5-8 - FR
TAMPA, FLA.



4 SAVANNAH WHEELER
G - 5-6 - SO
CATLETTSBURG, KY.



5 SAMANTHA LAFON
F - 6-0 - FR
CHESAPEAKE, OHIO



11 KSENIJA MITRIC
G - 5-8 - FR
BANJA LUKA, BOSNIA &
HERZEGOVINA



20 TAYLOR PEARSON
F - 5-7 - SR
COLUMBUS, OHIO



21 SARAH LIBERATORE
G - 5-10 - FR
GREENSBURG, PA.



23 ALEXIS JOHNSON
F - 5-10 - SO
SOUTHFIELD, MICH.



24 KENNEDI COLCLOUGH
F - 6-0 - GRAD
CROFTON, MD.



25 MAHOGANY MATTHEWS
F - 6-1 - RS-SO
YORK, PA.



30 AARIONNA REDMAN
F/G - 5-10 - FR
PICKERINGTON, OHIO



32 PAIGE SHY
G - 5-10 - SO
HUNTINGTON, W.VA.



34 LORELEI ROPER
F/C - 6-1 - JR
CHARLOTTE, N.C.



TONY KEMPER
HEAD COACH
FOURTH SEASON



ADRIA CRAWFORD
ASSISTANT COACH
THIRD SEASON



LAZAR MILINKOVIC
ASSISTANT COACH
FIFTH SEASON



ELIZABETH BROWN
DBO/ASST. COACH
THIRD SEASON