



2020-21 MARSHALL WOMEN'S BASKETBALL

THE HERD

GAME NOTES

Jason Corriher, Marshall Sports Information | Email: corriher@marshall.edu
O: 304-696-4660 | C: 740-331-1497 | Twitter: @HerdWBB | Website: www.HerdZone.com

GAME INFORMATION

Date/Time: January 17 at 3 p.m. ET/2 CT
Site: E.A. Diddle Arena - Bowling Green, Ky.
Live Stats: www.wkusports.com - SIDEARM
Live Video: ESPN+
Marshall Radio: 88.1 WMUL-FM,
www.marshall.edu/wmul
Twitter Updates: @HerdWBB
Series: 17th all-time meeting, WKU leads 14-2
Last Meeting: Jan. 14, 2021 - Marshall won 81-54 in
Huntington, W.Va.

SCHEDULE

DATE	OPPONENT	TIME
Dec. 1	MORGAN STATE	Canceled
6	RADFORD	W, 68-59
9	at #9 Kentucky	L, 79-45
13	at St. Bonaventure	Canceled
17	MOREHEAD STATE	Canceled
Jan. 1	LOUISIANA TECH *	L, 61-51 (OT)
2	LOUISIANA TECH *	W, 61-57
8	at Charlotte *	L, 75-54
9	at Charlotte *	L, 65-56 (OT)
14	WKU *	W, 81-54
17	at WKU *	3 p.m.
22	FIU *	6 p.m.
23	FIU *	3 p.m.
29	at Florida Atlantic *	5 p.m.
30	at Florida Atlantic *	2 p.m.
Feb. 5	OLD DOMINION *	6 p.m.
6	OLD DOMINION *	3 p.m.
12	at Middle Tennessee *	7 p.m.
13	at Middle Tennessee *	5 p.m.
19	RICE *	6 p.m.
20	RICE *	3 p.m.
26	at North Texas *	7:30 p.m.
27	at North Texas *	4:30 p.m.

March 6-7 Open dates for rescheduling if necessary
March 10-13 Conference USA Tournament Frisco, Texas

All times Eastern. Game times & dates are subject to change.

Home games CAPS & GREEN

* - Conference game

\$ - Conference USA Championship (Frisco, Texas)

THE TEAMS

2020-21 Conference USA Action



Marshall
Thundering Herd
3-4, 2-3

CATEGORY LEADERS

Scoring/Game
Savannah Wheeler, 14.9
Rebounds/Game
Alexis Johnson, 8.1
Assists/Game
Ksenija Mitric, 3.0

HEAD COACH

Tony Kemper (4th season)
Overall: 42-56
at School: Same



WKU
Lady Hilltoppers
2-7, 1-2


CATEGORY LEADERS

Scoring/Game
Raneem Elgedawy, 17.0
Rebounds/Game
Raneem Elgedawy, 10.0
Assists/Game
Hope Sivori, 3.9

HEAD COACH

Geoff Collins (3rd season)
Overall: 44-29
at School: Same

PROBABLE STARTERS



#24 Kennedi Colclough
6'0" - GR - Forward

2020-21
5 GP, 5 GS
6.0 ppg, 4.3 rpg
1.4 apg, 1.4 spg



#2 Kristen Mayo
5'5" - SR - Guard

2020-21
3 GP, 3 GS
9.3 ppg, 4.7 rpg
2.7 apg, 2.3 spg




#20 Taylor Pearson
5'8" - SR - Forward

2020-21
5 GP, 5 GS
9.6 ppg, 4.6 rpg
1.8 apg



#4 Savannah Wheeler
5'6" - SO - Guard

2020-21
7 GP, 7 GS
14.9 ppg, 3.9 rpg
2.7 apg, 1.0 spg



#34 Lorelei Roper
6'1" - JR - F/C

2020-21
3 GP, 3 GS
6.3 ppg, 4.3 rpg
1.0 spg, 56.3 FG %

MARSHALL WOMEN'S BASKETBALL

2020-21 ROSTER

NUMERICAL

NO.	NAME	HT.	POS.	YR.	HOMETOWN (LAST SCHOOL)
0	Kia Sivils	5-7	G	JR	Louisville, Ky. (Sacred Heart HS)
1	Christiana McLean	5-6	G	RS FR	Wake Forest, N.C. (Heritage HS)
2	Kristen Mayo	5-5	G	SR	Grayson, Ky. (East Carter HS)
3	CC Mays	5-8	G	FR	Tampa, Fla. (Seffner Christian Academy)
4	Savannah Wheeler	5-6	G	SO	Catlettsburg, Ky. (Boyd County HS)
5	Samantha LaFon	6-0	F	FR	Chesapeake, Ohio (Ironton HS)
11	Ksenija Mitric	5-8	G	FR	Banja Luka, Bosnia & Herzegovina (Celje BC)
20	Taylor Pearson	5-7	F	SR	Columbus, Ohio (Northland HS)
21	Sarah Liberatore	5-10	G	FR	Greensburg, Pa. (Hempfield Area HS)
23	Alexis Johnson	5-10	F	SO	Southfield, Mich. (Southfield HS for Arts & Tech.)
24	Kennedi Colclough	6-0	F	GRAD	Crofton, Md. (Stetson University)
25	Mahogany Matthews	6-1	F	RS SO	York, Pa. (Ole Miss)
30	Aarionna Redman*	5-10	F/G	FR	Pickerington, Ohio (Pickerington Central)
32	Paige Shy	5-10	G	SO	Huntington, W.Va. (St. Joseph Catholic HS)
34	Lorelei Roper	6-1	F/C	JR	Charlotte, N.C. (Carmel Christian HS)

* - Will miss 2020-21 season due to injury.

Coaching Staff

Head Coach: Tony Kemper – 4th season (9th with the team)

Assistant Coach: Adria Crawford – 3rd season

Assistant Coach: Lazar Milinkovic – 5th season (7th with team)

Assistant Coach/Director of Operations: Elizabeth Brown – 3rd season

Video Coordinator - Janko Popovic - 1st season

Graduate Manager - Maggie Stanley - 3rd season

PROUNUNCIATION GUIDE

Kia Sivils	Key-uh Sivils (sounds like civils)
Christiana McLean	Chris-che-ahn-uh Muh-Clain
Ksenija Mitric	Ksen-ee-uh Me-trich (say K in first name quickly & softly)
hometown	Bahn-ya Luke-ah
basketball club	Cell-yee
Sarah Liberatore	Lib-er-tor-ee
Kennedi Colclough	Cole-Claw
Aarionna Redman	Air-ee-ahn-uh
Lorelei Roper	Lore-UH-lie

Staff

Adria Crawford	UH-dree-uh
Lazar Milinkovic	Luh-Zar Mill-ink-o-vitch
Janko Popvic	Yanko Pop-o-vitch



GENERAL INFORMATION

Name	Marshall University
Founded	1837
Location	Huntington, W.Va.
Enrollment	13,324
Nickname	Thundering Herd
Colors	Kelly Green & White
Conference	Conference USA
Home	Cam Henderson Center/9,048
President	Dr. Jerry A. Gilbert (Duke)
Director of Athletics	Mike Hamrick (Marshall '80)

COACHING STAFF

Head Coach	Tony Kemper (Fort Hays '01)
Career record (seasons)	42-56 (4th)
Record at Marshall (seasons)	42-56 (4th)
Conference USA record	22-33
Assistant Coach	Adria Crawford
Assistant Coach	Lazar Milinkovic
Director of Operations	Elizabeth Brown
Video Coordinator	Janko Popovic
Team Manager	Maggie Stanley

TEAM INFORMATION

2019-20 Record	13-17
2019-20 Conference USA Record/Finish	7-11/8th
Starters Returning/Lost	3/2
Letterwinners Returning/Lost	7/5
Newcomers	7

PROGRAM HISTORY

First Year of Basketball	1969
Overall Record	694-722
Conference Championships	1 ('97/SoCon)
Regular Season Championships	5 ('85, '86, '87, '88, '89/SoCon)
NCAA Tournament Appearances	1 ('97, L, 69-49 vs. Colorado College)
Women's Basketball Invitational - 2	2015, 1-1, W, 81-79 vs. NKU & L, 71-73 vs. Mercer
2019, 1-1, W, 67-64 at Davidson & L, 83-71 at App. St.	
Women's NIT Appearances	1 ('16, L, 76-68 at Ohio)


SPORTS INFORMATION

Asst. AD/Media Relations	Jason Corriher (NC State '00)
Office	(304) 696-4660
E-Mail	corriher@marshall.edu
Associate SID/WBB	Scott Hall (Marshall '08)
Office	(304) 696-4662
Cell	(540) 539-2032
E-Mail	hall133@marshall.edu
Sports Information Fax	(304) 696-2325
Press Row Phone	(304) 696-3303 or 7061
Mailing Address	Marshall University Sports Information
	P.O. Box 1360
	Huntington, WV 25715
Overnight Address	Cam Henderson Center, Room 2036
	1801 3rd Avenue
	Huntington, WV 25703
Official Athletics Website	www.Herdzone.com
Twitter	@HerdZone, @HerdWBB
Instagram	@HerdWBB
Facebook	Marshall Athletics,
	Marshall University Basketball

CONFERENCE USA

Phone	214-774-1300
Website	ConferenceUSA.com
Mailing Address	5201 N. O'Connor Blvd.
	Suite 300
	Irving, TX 75039
Director, Media Relations	Cassie Logan
E-mail	clogan@c-usa.org

MARSHALL WOMEN'S BASKETBALL BROADCAST TALKING POINTS



#0 Kia Sivils, Jr., G, Louisville, Ky.
 - 63 career games with 9 starts. 212 career pts.
 - Started 2020-21 opener vs. Radford played 31 min. & three assists.
 - Saw increase in minutes per game from 20.4 freshman year to 22.7 as a sophomore.
 - Earned 1st career start in 2019-20 season-opener vs. Kentucky Christian, scored seven pts & had four rebs.
 - Scored a career-high 16 points on 7-of-7 shooting, including 2-of-2 from 3, at North Texas (1/4/20).
 - Tied career-best 16 points vs. Old Dominion (2/22/20) with career-high 3-for-3 from beyond the arc.
 - Set career-high of 5 assists at Evansville (11/24/19) & again at Southern Miss (2/6/20).



#2 Kristen Mayo, Sr., G, Grayson, Ky.
 - Senior leader has 89 starts. Only returner to start every game of 2019-20.
 - 18 pts. on 7-11 FGs w/ 5 rebs. & 4 ast. 1/14 vs. WKU
 - Has recorded at least 1 steal in 7 straight games.
 - Career-best 31.0 mpg in 2019-20.
 - 795 career points, career-high 327 (10.9 ppg) in '19-20.
 - Scored in double figures in 18 contests last season.
 - Netted career-high 22 points vs. Southern Miss (3/11/20) in 1st round, OT win, the day before the remainder of the C-USA Tourn. & season was canceled.
 - Shot 6-of-6 from three vs. Coppin State (12/1/18).



#4 Savannah Wheeler, So., G, Catlettsburg, Ky.
 - Led MU with 25 pts vs. Radford (12/6/20).
 - 37 career games, 24 starts, 507 pts (13.7 ppg).
 - Led Herd in scoring with 403 & 13.4 ppg in 2019-20.
 - Highest scoring average by a MU freshman since Sikeetha Shepard-Hall's 15.0 ppg in 2002-03 (361 pts in 24 games) & highest pts total by a freshman since Kristina Behnfeldt (438) in 1995-96. Both in MU Hall of Fame.
 - Started career with 18 pts vs. KCU & then 19 vs. Norfolk State, named C-USA Freshman of the Week.
 - Recorded back-to-back 20+ pt games vs. FIU (22) and FAU (25), named C-USA Freshman of the Week again.
 - Only freshman nationally ranked in 2019-20 in top 40 for FTM (T37th - 130) & FT% (40th - 83.9).


2019-20 All-Freshman Team
 2020-21 Preseason All-C-USA




#11 Ksenija Mitric, Fr, G, Banja Luka, Bosnia & Herzegovina
 - Played 22 min. vs. Radford (12/6) scored 8 pts & had 3 assists.
 - Helped lead Celje Basketball Club to the Slovenian championship in the U17 & U19 divisions in 2018 and runner-up finish in 2019.
 - Avg. 15+ points per game during those 2 seasons.
 - Helped lead team to the Women's Adriatic Basketball Association (WABA) title in 2017.
 - Played for Bosnia and Herzegovina national team leading in scoring (10.3) and assists (3.1) at the FIBA U16 Women's European Championship in 2016.
 - Led team in scoring in U18 division in 2017 (11.1) & in 2018 (10.1).



#21 Sarah Liberatore, Fr., G, Greensburg, Pa.
 - Has seen action in five games this season.
 - Finished prep career with 1,125 points.
 - Senior year averaged 19.7 ppg, 7.2 rpg, 5.3 assists & 2.1 steals.
 - Two-time Big 56 First Team selection, four-time Big 56 All-Section, two-time Tribune Review Terrific 10 All-Star, Post Gazette Top 5 in class 6A.
 - Two-time US Jr. National Champion & was ranked #25 in Pennsylvania. Two-time Team MVP and Captain.
 - Selected for PA vs. Maryland game, Roundball Classic, PBC Roundball Classic top 20 in Western Pennsylvania.
 - Very athletic family. Dad played baseball at Bowling Green & mom swam at John Carroll U. among others.



#24 Kennedi Colclough, Gr., F, Crofton, Md.
 - Started all five games since entering the lineup.
 - Transfer from Stetson.
 - Played 30 games, 4 starts as a freshman with 4.8 ppg.
 - Playing very well in sophomore season with 13.0 ppg through 17 games before season-ending injury.
 - Played in 2018-19 opener before another injury ended her season.
 - Played in 23 games in 2019-20 with 6.7 ppg.
 - Scored career-high 25 pts vs. Trinity Baptist (11/23/19).
 - Has 6 career double-doubles including 23 pts & 13 boards in win over Florida (11/22/17).
 - Father LaVorn played WR for Marshall (1995-98).



#1 Christiana McLean, R-Fr., G, Wake Forest, N.C.
 - Has yet to play in 2020-21, dealing with injury.
 - Redshirted her freshman season 2019-20.
 - Graduated from Heritage High School.
 - Avg. 14 pts, 5 rebs. & 3 assists per game senior year.
 - Attended Northside Christian Academy as a freshman & was named a Select 60 Best Offensive Player.
 - Attended Carmel Christian HS as a sophomore & was named at South Carolina Season's Finest Basketball Player and a Big5 Top Performer.
 - Queen City All-Tournament team selection.
 - Won the John Wall Championship.
 - Honored as All-Conference & All-District.
 - Also lettered in soccer.



#3 CC Mays, Fr., G, Tampa, Fla.
 - First double-double came at Charlotte (11p, 13r) on 1/9
 - Started 1st career game vs. Radford (12/6), played 26 min., had 5 rebs. & scored 4 pts.
 - Started at #9 UK and had career-high 6 points, was 3-of-4 from the line (12/9).
 - As a freshman was named All-County First Team & nominated for Tampa Bay Times Home Team Hot Shot.
 - Tallied Carrollwood's 1st ever quadruple-double with 10 pts, 11 rebs., 14 ast., & 12 steals in win vs. Middleton.
 - Member of state runners-up at Carrollwood both years.
 - Named All-County 2nd team & listed in the Tampa Bay Times Home Team 25 girl's players to watch as soph.

#5 Samantha LaFon, Fr., F, Chesapeake, Ohio
 - Early enrollee for the Herd after signing National Letter of Intent on Nov. 13, 2020. Will be eligible to play right away.
 - Successful prep career at Ironton High School.
 - Averaged 14 points and nearly 11 rebounds per game this past season.
 - Ranked 12th in the state of Ohio in 2019-20 in field goal percentage hitting on 57 percent of shots.
 - Over last two years honored as First Team All-District, two-time First Team All-Conference, All-State Special Mention and was the league's leading rebounder.




#20 Taylor Pearson, Sr., F, Columbus, Ohio
 - Averaged 13 points in the split with Louisiana Tech.
 - Senior leader has missed just two games in career, 94 games played with 63 starts. Started 28-of-30 in 2019-20.
 - Has seen minutes increase every year, 19.7 freshman, 24.7 sophomore & 33.2 senior.
 - 2nd on team in scoring with 11.1 ppg in 2019-20.
 - Averaged 5+ rebs. per game for the 2nd time in 2019-20 with 5.2 per game.
 - Led team & was 3rd in C-USA in 3PT FG percentage with 39.6. Also 8th in league with 53 made 3's.
 - Tallied 1st 2 career games with 20+ points, 21 at Southern Miss (2/6/20) including 6-of-9 from 3, & then career-high 24 at WKU (2/20/20) 10-of-15 from field.



#23 Alexis Johnson, So., F, Southfield, Mich.
 - Had second double-double (11p, 14r) at Charlotte on 1/9.
 - Career-high 16 pts. at #9 Kentucky (12/9).
 - Career-day in opener vs. Radford (12/6) with 21 min. 12 pts, on 6-of-11 shooting & 9 rebs.
 - Appeared in 15 games averaging 5.9 minutes per contest with 27 pts, 24 rebounds & 6 steals.
 - Had 2019-20 best game vs. Alderson Broaddus with 15 min., 9 pts and 6 boards.
 - Attended Southfield HS for the Arts and Technology.
 - Avg. 23.9 ppg, 8.0 rpg and 3.0 spg during senior season.
 - Led her team in scoring and rebounding all 4 years.
 - Reached 1,000-pt plateau during junior year.



#25 Mahogany Matthews, R-So., F, York, Pa.
 - League's leading shot-blocker (3.3 per game)
 - Averaged 6 blocks in Louisiana Tech series split (1/1-2).
 - Played 14 min. off bench vs. Radford (12/6/20) blocked 2 shots, scored 2 pts. & had 2 rebs.
 - 15 min at #9 UK & career-high 5 pts, 3-of-4 FT.
 - Sat out 2019-20 due to NCAA transfer rules after spending 2018-19 at Ole Miss.
 - 22 games, 6 starts with Rebels, Avg. 9.2 min per game.
 - Career-high 6 boards vs. Florida (3/6/19).
 - 3-star recruit by ESPN coming out of Hoke Country HS with a grade of 88 & 45th best forward nationally.



#30 Aarionna Redman, Fr., F/G, Pickerington, Ohio

- Will miss the 2020-21 season with a knee injury.
- Helped lead Pickerington Central to a state title as a sophomore & runner-up finishes junior & senior years.
- Helped lead team to three Ohio Capital Conference and district titles as well as 2 regional appearances.
- As a senior was named honorable mention Division I All-Central District and to the OCC's District II second team.
- Competed in shot put as well.
- From same home town as former Marshall men's golfer & 2018 MU Men's Athlete of the Year Alex Weiss.



#34 Lorelei Roper, Jr., F/C, Charlotte, N.C.

- Started vs. Radford (12/6) played 25 min., scored 9 pts, 8 rebs. and 2 steals.
- Started at #9 UK (12/9) scored 4 pts.
- 53 career games with 7 starts.
- Made 2019-20 debut vs. Alderson Broadbuddus (11/27) scoring 10 pts & 5 rebs after working way back from knee injury at end of freshman season.
- Started against FAU (2/1), UTSA (2/13) & at FIU (3/5) last season. Played career-high 28 min. against FAU & FIU
- Career-high 10 boards vs. UTSA.
- Has 11 career games with 5+ rebounds.
- Tallied 26 career blocks.
- Two-time C-USA Commissioner's Honor Roll.



Head Coach Tony Kemper - 4th Season/9th overall

- Became HC in March of 2017. Current record of 42-56. Was an assistant coach for 5 years under previous HC Matt Daniel.
- 2019 recruiting class ranked in the top 60 nationally.
- Herd had 8-win improvement in 2018-19 and 7-win improvement in C-USA action last season.
- MU picked to finish 13th in 2018-19 and finished 6th and led MU to WBL.
- Helped mentor Shayna Gore who became 3rd played in program history with over 2,000 career points.
- Spent 3 years as assistant at Central Arkansas under Matt Daniel as well.
- Attended Fort Hays State.



Assistant Coach Adria Crawford - 3rd Season

- Named Co-Recruiting Coordinator in August (2019) after helping secure top 60 ranked recruiting class.
- Helped lead Herd through 8-win improvement in her first season with program in 2018-19.
- Her work with post players has seen great improvement with great play.
- Named a WBCA 30 Under 30 honoree in 2018.
- Spent 4 yrs as assistant at College of Charleston. Also spent time as assistant at Longwood.
- Starred for Georgetown (2008-12) as a player & member of winningest class in program history, 96 wins. Ended career in top 15 in career rebounds (646), blocked shots (61) and steals (174).



#32 Paige Shy, So., G, Huntington, W.Va.

- Nearly had first double-double (11p, 9r) vs. Louisiana Tech on 1/2.
- Did not play vs. Radford (12/6).
- 1st action of 2020-21 at #9 UK & scored 2 pts.
- Appeared in 28 games coming off the bench.
- Averaged 11.5 minutes per contest.
- Totaled 85 points (3.0) and 65 rebounds (2.3).
- Made collegiate debut against Norfolk State (11/9/19).
- 9 pts & 8 boards vs. Alderson Broadbuddus (11/27/19).
- Netted (then)-career-high 10 points and had 5 rebounds vs. North Texas (2/29/20).
- Played a season-best 24 minutes at ODU (1/18/20).



Assistant Coach Lazar Milinkovic - 5th Season

- Named Co-Recruiting Coordinator in August (2019) after helping to secure top 60 ranked recruiting class.
- Worked with backcourt tandem of seniors Shayna Gore and Taylor Porter in 2018-19. Gore led team with 20.1 ppg and Porter set school record with 10 three-pointers in Senior Day win over FIU.
- Served as grad assistant for Herd in 2012-14.
- Was assistant coach for Morehead State for two seasons and then came back to Marshall.
- At Morehead State mentored Almesha Jones who finished as program leader in assists and 2nd in steals.
- Worked as an assistant with St. Joseph Prep School boys team and coached Andrew Wiggins.



DBO/Assistant Coach Elizabeth Brown

- Enters 3rd season with program.
- Was a member of coaching staff at New Haven for one year prior to coming to Marshall.
- Starred for Richmond University for 4 years.
- Appeared in 110 games for Spiders. Ended career with 645 pts, 524 rebs. and 119 blocks.
- 5th all-time in career blocks and 48 as a sophomore good for 2nd-most in team history.
- Named to Atlantic 10's 2011-12 All-Rookie Team.
- Played professionally for Barmer TV in the German Bundesliga, averaged 10 pts and 9 rebs per game.
- Earned master's degree in sport management at New Haven in Dec. of 2018.

HERD NOTES

Last Time Out: Marshall 81, WKU 54 on 1/14/21

Guards Savannah Wheeler and Kristen Mayo combined for 38 points as the Marshall women's basketball team thumped visiting WKU 81-54 in a wire-to-wire win Thursday evening inside the Cam Henderson Center.

The win vaulted the Thundering Herd to 3-4 overall and 2-3 in Conference USA. The Lady Toppers fell to 2-7 and 1-2 in the league.

Wheeler scored 20 points and had six assists against no turnovers, while Mayo contributed 18 points (on 7-for-11 shooting) to go with five rebounds and four assists. Taylor Pearson also hit double digits with 10 points. Mahogany Matthews, the league's leading shot blocker, has continued to control the paint defensively. She did it again Thursday with three blocked shots.

The Tops got double-double efforts from both Fatou Pouye (14 points, 10 rebounds) and Raneem Elgedawy (17 points, 10 boards). Elgedawy, a 6-4 post player from Alexandria, Egypt, is a two-time all-league performer. She made her season debut Thursday and played 24 minutes off the bench for head coach Greg Collins.

Hope Sivori also added 10 points, four assists and three steals for WKU.

The Thundering Herd jumped on the Tops early with a 10-0 run to start the game. WKU, though, responded and cut the lead back to single digits by the end of the first quarter (22-16).

The margin was still seven (36-29) at halftime, but Marshall put the game away in the second half, scoring 45 points.

The advantage got into 20s for the first time on a Mayo steal and layup at the 7:50 mark of the fourth quarter to put the Herd ahead 61-40.

The Thundering Herd was red-hot in the final stanza, connecting on 10

of its 16 shots, en route to 24 points.

Marshall really turned up the heat on the defensive end throughout, forcing 19 WKU turnovers, which led to 17 Herd points off those miscues. The Thundering Herd also held a commanding 16-2 edge on fast break points.

Ten of Marshall's players found their way into the scorebook by game's end.

Dealing the Rejection

Mahogany Matthews rejected three shots against WKU on Thursday and now leads Conference USA at 3.3 per game. That total is also eighth nationally. As a team, the Herd also leads the conference at 5.4 per game and that is good for 24th in the nation.

Defensive Intensity

It isn't just the block category where the Thundering Herd has showcased its defensive prowess. Marshall is third in C-USA in scoring defense (64.1) and field goal percentage defense (37.6) and fifth in 3-point percentage allowed (27.7).

Snapped!

Thursday's win was Marshall's first against WKU anywhere but the 2016 Conference USA Tournament. Coming into the game, the Tops held a 14-1 lead in the all-time series between the two schools. The next hurdle for the Thundering Herd will be winning in E.A. Diddle Arena. In that building, the Tops have beaten Marshall by an average of 21.7 points in six games since the two schools have both been members of Conference USA.

Career-Highs

CC Mays had the best day of her young career at Charlotte on Saturday, totaling 11 points and 13 rebounds for a double-double in a career-high 28 minutes. On Friday, she notched a career-high three

steals.

Roster Addition

Marshall added another newcomer in freshman Samantha LaFon, who was signed as part of the 2021-22 recruiting class. LaFon has opted for early enrollment and is eligible to play right away for Marshall. LaFon had a successful prep career at Ironton High School averaging 14 points and nearly 11 boards per game this past season. She also ranked 12th in the state of Ohio for field goal percentage hitting 57 percent of her shots last year.

Blocked Shot Streak Ends

On the road at No. 9 Kentucky, Marshall did not record a blocked shot for the first time in 36 games. Feb. 16, 2019 at Middle Tennessee was the last time the Herd failed to tally a swat. Marshall went through the final six games of the 2018-19 season, the entire 2019-20 season (30 games) and then the 2020-21 season-opener versus Radford. The Herd totaled 134 swats, an average of 3.72 per game. Marshall was tied for 77th in the NCAA and ranked second in Conference USA in 2019-20 averaging 4.0 rejections per contest.

The Herd more than made up for the performance in Kentucky, however, swatting a total of 21 shots in the series split with Louisiana Tech.

What a Start for Alexis Johnson

Sophomore Alexis Johnson has had quite an impact for Marshall coming off the bench. Appearing in 15 games last season and scoring just 27 points, Johnson surpassed that points total in just two games to begin the 2020-21 season with 28. She started with a career-day in the opener against Radford with 12 points and nine rebounds. Johnson kept it going with 16 points at No. 9 Kentucky to lead the Herd and added three steals. Then she posted her first double-double with 16 points and 11 rebounds against Louisiana Tech on January 1.

The Southfield, Mich., native is shooting 56.8 percent from the field (12-20) and is averaging 12 points and 7.8 rebounds.

Getting Back Out on the Court Part I

It felt like a long time coming for the Thundering Herd to compete on the hardwood after its final game of the 2019-20 season. Marshall defeated Southern Miss, 71-67, in overtime in the first round of the Conference USA Tournament. The Herd, as the No. 8 seed, was all set to take on top-seeded Rice in the second round when the rest of the conference tournament, as well as the remainder of collegiate sports, was canceled on March 12th due to the COVID-19 pandemic. Finally, after working through everything off the court, with schedule changes and even the first game against Morgan State (Dec. 1) being canceled, Marshall will step back on the floor at the Cam Henderson Center against Radford (Dec. 6).

Getting Back Out on the Court Part II

Unfortunately for the Herd following its meeting at #9 Kentucky, Marshall had its next two games canceled due to COVID-related issues. The Thundering Herd lost out on contests at St. Bonaventure (Dec. 13) and at home against regional rival Morehead State (Dec. 17).

Different League Schedule

In an effort to try and help against the spread of COVID-19 as much as possible, Conference USA announced major changes to its league schedule for the 2020-21 season. Each team will host four opponents and travel to four locations for a two-game series in back-to-back days. The teams will still have one home-and-home with a rival. The C-USA Tournament is set for March 10-13 back at The Star in Frisco, Texas. The top 12 finishers in the regular season will make the trip to the postseason.

Different League Setup

On Wednesday, Dec. 30, Conference USA announced that the league will be switching to East and West Divisions in both men's and women's basketball. C-USA will crown divisional champions at the end of conference play in March. Standings will be based on overall conference winning percentage. In addition, divisional seeding will be utilized for the C-USA Championships. A cross-divisional bracket will be used to determine first-round matchups.

East Division: Charlotte, FIU, Florida Atlantic, Marshall, Middle Tennessee, Old Dominion, and WKU

West Division: Louisiana Tech, North Texas, Rice, Southern Miss, UAB, UTEP, UTSA

Games Already Being Affected (Updated January 15)

Several games across Conference USA have already been affected by COVID-19 with games being canceled or postponed.

No. 5 Louisville at Middle Tennessee – original date Nov. 25
Alabama A&M at Southern Miss – Nov. 27
Southeastern Louisiana at Southern Miss – Nov. 28
Vanderbilt at Middle Tennessee – Nov. 29
Stetson at FIU – Nov. 29

Tennessee Tech at UAB – Nov. 29
Morgan State at Marshall – Dec. 1
Rice at UT-Arlington – Dec. 2
Sam Houston State at UTEP – Dec. 5
McNeese at Southern Miss – Dec. 5
Nicholls at Southern Miss – Dec. 8
Dayton at Charlotte – Dec. 10
North Dakota at Old Dominion – Dec. 11
Texas Southern at Rice – Dec. 11
Mississippi State at Southern Miss – Dec. 12
Marshall at St. Bonaventure – Dec. 13
Incarnate Word at UTSA – Dec. 13
Pine Bluff at Louisiana Tech – Dec. 15
Davidson at Charlotte – Dec. 15
Southern Miss at Alabama – Dec. 17
Morehead State at Marshall – Dec. 17
Prairie View A&M vs. North Texas – Dec. 19
Old Dominion at Drexel (postponed) – Dec. 20
Samford at WKU – Dec. 21
Tennessee State at UAB – Dec. 22
Old Dominion at Delaware State – Dec. 29
Charlotte at WKU (postponed) – Jan. 1 & 2

Wheeler Named Preseason All-Conference

After having one of the best rookie seasons in recent Herd history, and being named to the 2019-20 Conference USA All-Freshman team, Savannah Wheeler was honored as a Preseason All-Conference selection as voted on by the league coaches. Wheeler led the Herd with 403 points and 13.4 ppg. Her per game scoring average was the best by a Marshall freshman since Sikeetha Shepard-Hall put up 15 a game in 2002-03. Shepard-Hall played 24 games that season and totaled 361 points. Wheeler's 403 points was the highest point total by a Herd freshman since Kristina Behnfeldt netted 438 in 1995-96. Both Shepard-Hall and Behnfeldt are in the Marshall Athletics Hall of Fame. Wheeler was twice named Conference USA Freshman of the Week with the first coming after her collegiate debut. The youngster lit up Kentucky Christian for 18 points on 6-of-9 shooting and grabbed four steals. Wheeler then tallied 19 points, including hitting five three-pointers, against Norfolk State. Her second weekly honor came after two 20+ point efforts with 22 versus FIU and then 25 against Florida Atlantic. The 5-6 guard was very adept at finishing around the rim and drawing fouls as Wheeler was also the only freshman to be ranked nationally in the top 40 for both made free throws (tied for 37th with 130) and free throw percentage (40th - 83.9). Along with scoring and shooting from the line, Wheeler also led the Herd in assists (83) and steals (41).

Returning Scorers

Marshall returns its top three scorers from the 2019-20 season in sophomore Savannah Wheeler (13.4 ppg), and seniors Taylor Pearson (11.1 ppg) and Kristen Mayo (10.9 ppg). For Mayo and Pearson, the pair stepped up in their junior campaigns scoring in double-digits for the first time in their careers. Pearson saw a dramatic improvement in her three-point shot. After hitting just 11-of-59 (18.6 %) in 2018-19, she hit 53-of-134 (39.6 %) to lead the team. Pearson ranked eighth in Conference USA in made three-pointers and third in three-point field goal percentage. Mayo continued to be a steady presence on the court and increased her scoring output from 7.3 as a sophomore up to 10.9 last year, capping the season with a career-high 22 points in the overtime win against Southern Miss. Mayo did not miss a game through her first three years and played a career-high 31.0 minutes per game in 2019-20.

Inside Presence

Marshall will look to replace some interior players from the 2019-20 season. Graduated seniors Khadaija Brooks and Princess Clemons were asked to battle down low throughout the year. Brooks led the Herd in rebounding with 5.4 per game and also blocked 24 shots. She finished her Marshall career with 556 rebounds, tied for 19th all-time in team history, and 77 rejections getting her in to the top 10 in the Herd record book. Clemons averaged 4.4 boards per game, totaled 36 steals and blocked 13 shots. The leading shot-blocker, Ashley Saintigene, struggled with staying healthy during her Marshall career. However, when Saintigene was on the floor, shots were swatted in all directions as she totaled 46 in just 19 games played last season. Her 127 career blocks landed Saintigene in 4th place all-time at Marshall. Saintigene opted to transfer to Coastal Carolina as a graduate transfer.

THE OPPONENT - WKU

Scouting the Lady Toppers

WKU is off to a 2-7 start this season and sits at 1-2 in Conference USA after Thursday's result. WKU's first league series of the season against Charlotte was postponed. The Tops' lone non-conference win came against Bellarmine (82-49) on December 16 before the team recorded a split at Louisiana Tech last weekend (Friday 61-55 win, Saturday 58-52 loss).

With Raneem Elgedawy's return to the lineup, her 17.0 points, 10.0 rebounds and three blocks now lead the way statistically. Fatou Pouye (13.1) and Ally Collett (10.3) also average double-digits. Hope Sivori's 3.9 assists are a team-high, as are Meral Abdelgawad's 1.8 steals. Collett has also connected on a team-best 15 triples. Pouye's 52.6 field goal percentage currently stands fourth in the league's statistics.

WKU is fifth in the league in scoring defense (66.1 per game), but last in scoring offense (56.7), scoring margin (-9.4), turnover margin (-4.7) and assist-to-turnover ratio (-0.54).

THE SERIES

17th meeting - WKU leads 14-2

Year	Day	Winner	Score
75-76	(J7)	WKU	61-59 ot
76-77	(J5)	WKU	92-56
14-15	(J4)	WKU	67-53*
	(F14)	WKU	74-60
15-16	(J2)	WKU	81-52
	(F14)	WKU	80-76*
	(M10)	MAR	66-63\$
16-17	(J21)	WKU	73-57
	(F11)	WKU	78-64 *
17-18	(J21)	WKU	86-66 *
	(F17)	WKU	77-50
18-19	(J12)	WKU	85-55
	(F23)	WKU	69-66* OT
19-20	(J25)	WKU	74-65*
	(F20)	WKU	79-65
20-21	(J14)	MAR	81-54*

Game Records

Record	Overall	Home	Away	Neutral
ALL GAMES	2-7	1-2	1-5	0-0
CONFERENCE	1-2	0-0	1-2	0-0
NON-CONFERENCE	1-5	1-2	0-3	0-0

Score by Periods

Team	1st	2nd	3rd	4th	OT	TOT
Western Ky.	150	111	128	121	0	510
Opponents	144	165	165	121	0	595

Team Box Score

No.	Player				Total		3-Point		F-Throw		Rebounds											
		GP-GS	MIN	AVG	FG-FGA	FG%	3FG-FGA	3FG%	FT-FTA	FT%	OFF	DEF	TOT	AVG	PF	DQ	A	TO	BLK	STL	PTS	AVG
15	ELGEDAWY, Raneem	1-0	24:00	24.0	7-12	.583	1-2	.500	2-2	1.000	4	6	10	10.0	0	0	1	4	3	0	17	17.0
12	POUYE, Fatou	9-9	260:39	29.0	50-95	.526	8-28	.286	10-19	.526	25	37	62	6.9	24	1	5	17	2	9	118	13.1
3	COLLETT, Ally	9-9	273:35	30.4	28-83	.337	15-53	.283	22-26	.846	2	22	24	2.7	20	0	15	25	0	9	93	10.3
1	SIVORI, Hope	9-6	237:32	26.4	25-82	.305	10-40	.250	17-27	.630	6	23	29	3.2	20	0	35	40	0	13	77	8.6
40	ABDELGAWAD, Meral	9-9	322:37	35.8	24-74	.324	4-25	.160	23-37	.622	20	57	77	8.6	19	0	22	26	1	16	75	8.3
0	HAYWOOD, Myriah	9-9	278:34	31.0	26-81	.321	1-10	.100	13-24	.542	11	21	32	3.6	18	0	11	29	1	7	66	7.3
30	KULO, Selma	9-3	111:53	12.4	6-14	.429	0-1	.000	9-10	.900	10	17	27	3.0	21	2	3	13	9	1	21	2.3
21	HUNTER, Tori	9-0	102:48	11.4	7-16	.438	0-0	.000	6-12	.500	6	7	13	1.4	15	1	3	8	1	3	20	2.2
2	KALLENBERG, Jenna	8-0	84:24	10.6	5-20	.250	4-16	.250	0-0	.000	1	2	3	0.4	11	0	0	2	0	2	14	1.8
25	SMITH, Jordan	9-0	93:18	10.4	3-12	.250	1-3	.333	0-2	.000	9	6	15	1.7	7	0	3	7	2	3	7	0.8
5	LANDSIEDEL, Megan	3-0	10:40	3.6	1-2	.500	0-1	.000	0-0	.000	0	1	1	0.3	2	0	0	0	0	0	2	0.7
Team											19	22	41					10				
Total		9	1800		182-491	.371	44-179	.246	102-159	.642	113	221	334	37.1	157	4	98	181	19	63	510	56.7
Opponents		9	1800		221-553	.400	52-185	.281	101-142	.711	127	223	350	38.9	160	3	137	139	33	73	595	66.1

Team Statistics

	WESTKY	OPP
Scoring	510	595
Points per game	56.7	66.1
Scoring margin	-9.4	-
Field goals-att	182-491	221-553
Field goal pct	.371	.400
3 point fg-att	44-179	52-185
3-point FG pct	.246	.281
3-pt FG made per game	4.9	5.8
Free throws-att	102-159	101-142
Free throw pct	.642	.711
F-Throws made per game	11.3	11.2
Rebounds	334	350
Rebounds per game	37.1	38.9
Rebounding margin	-1.8	-
Assists	98	137
Assists per game	10.9	15.2
Turnovers	181	139
Turnovers per game	20.1	15.4
Turnover margin	-4.7	-
Assist/turnover ratio	0.5	1.0
Steals	63	73
Steals per game	7.0	8.1
Blocks	19	33
Blocks per game	2.1	3.7
Winning streak	0	-
Home win streak	0	-
Attendance	1618	5788
Home games-Avg/Game	3-539	6-965
Neutral site-Avg/Game	-	0-0

Team Results

Date	Opponent		Score	Att.
11/28/2020	at Tennessee	L	47-87	2239
12/05/2020	Ball St.	L	54-58	537
12/13/2020	at Little Rock	L	47-63	305
12/16/2020	Bellarmine	W	82-49	552
12/18/2020	Mercer	L	54-71	529
12/20/2020	at Tennessee Tech	L	59-73	453
01/08/2021	at Louisiana Tech	W	61-55	1200
01/09/2021	at Louisiana Tech	L	52-58	1200
01/14/2021	at Marshall	L	54-81	391

2020-21 Marshall Women's Basketball
Marshall Combined Team Statistics (as of Jan 14, 2021)
All games

RECORD:	OVERALL	HOME	AWAY	NEUTRAL
ALL GAMES	3-4	3-1	0-3	0-0
CONFERENCE	2-3	2-1	0-2	0-0
NON-CONFERENCE	1-1	1-0	0-1	0-0

#	Player	gp-gs	min	avg	Total		3-Point		F-Throw		Rebounds				pf	dq	a	to	blk	stl	pts	avg
					fg-fga	fg%	3fg-fga	3fg%	ft-fa	ft%	off	def	tot	avg								
04	Savannah Wheeler	7-7	230	32.9	28-80	.350	11-41	.268	37-48	.771	6	21	27	3.9	8	0	19	20	1	7	104	14.9
23	Alexis Johnson	7-4	178	25.4	33-63	.524	4-14	.286	4-9	.444	18	39	57	8.1	15	0	2	11	0	11	74	10.6
20	Taylor Pearson	5-5	166	33.2	18-49	.367	6-24	.250	6-9	.667	1	22	23	4.6	13	0	9	12	3	4	48	9.6
02	Kristen Mayo	3-3	89	29.7	9-26	.346	2-13	.154	8-10	.800	0	14	14	4.7	4	0	8	5	0	7	28	9.3
34	Lorelei Roper	3-3	69	23.0	9-16	.563	0-0	.000	1-2	.500	4	9	13	4.3	5	0	1	2	0	3	19	6.3
03	CC Mays	7-2	151	21.6	15-46	.326	1-8	.125	11-18	.611	12	18	30	4.3	23	3	14	12	0	7	42	6.0
24	Kennedi Colclough	5-5	130	26.0	13-34	.382	0-7	.000	4-4	1.000	10	12	22	4.4	13	1	7	6	7	3	30	6.0
32	Paige Shy	6-4	150	25.0	10-30	.333	8-27	.296	5-8	.625	4	18	22	3.7	16	1	6	12	1	2	33	5.5
11	Ksenija Mitric	2-0	39	19.5	3-14	.214	2-10	.200	0-0	.000	0	4	4	2.0	1	0	6	3	0	0	8	4.0
25	Mahogany Matthews	7-0	128	18.3	7-27	.259	0-2	.000	4-8	.500	11	8	19	2.7	24	2	1	12	23	3	18	2.6
21	Sarah Liberatore	7-0	43	6.1	4-9	.444	3-7	.429	0-1	.000	0	1	1	0.1	1	0	0	3	0	1	11	1.6
00	Kia Sivils	3-2	77	25.7	1-9	.111	0-3	.000	0-2	.000	4	4	8	2.7	5	0	4	5	3	1	2	0.7
Team											7	23	30					3				
Total.....		7	1450		150-403	.372	37-156	.237	80-119	.672	77	193	270	38.6	128	7	77	106	38	49	417	59.6
Opponents.....		7	1450		161-428	.376	46-166	.277	81-118	.686	98	199	297	42.4	102	3	83	105	17	36	449	64.1

TEAM STATISTICS	MAR	OPP	Date	Opponent	Score	Att.
SCORING	417	449	12/6/20	RADFORD	W 69-58	412
Points per game	59.6	64.1	12/09/20	at Kentucky	L 45-79	1200
Scoring margin	-4.6	-	* 1/1/21	LOUISIANA TECH	Lot 51-61	381
FIELD GOALS-ATT	150-403	161-428	* 1/2/21	LOUISIANA TECH	W 61-57	366
Field goal pct	.372	.376	* 01/08/21	at Charlotte	L 54-75	48
3 POINT FG-ATT	37-156	46-166	* 01/09/21	at Charlotte	Lot 56-65	58
3-point FG pct	.237	.277	* 1/14/21	WKU	W 81-54	391
3-pt FG made per game	5.3	6.6	* = Conference game			
FREE THROWS-ATT	80-119	81-118				
Free throw pct	.672	.686				
F-Throws made per game	11.4	11.6				
REBOUNDS	270	297				
Rebounds per game	38.6	42.4				
Rebounding margin	-3.9	-				
ASSISTS	77	83				
Assists per game	11.0	11.9				
TURNOVERS	106	105				
Turnovers per game	15.1	15.0				
Turnover margin	-0.1	-				
Assist/turnover ratio	0.7	0.8				
STEALS	49	36				
Steals per game	7.0	5.1				
BLOCKS	38	17				
Blocks per game	5.4	2.4				
ATTENDANCE	1550	1306				
Home games-Avg/Game	4-388	3-435				
Neutral site-Avg/Game	-	0-0				

Score by Periods	1st	2nd	3rd	4th	OT	Totals
Marshall	97	115	93	102	10	417
Opponents	98	92	117	113	29	449

2020-21 Marshall Women's Basketball
Marshall Combined Team Statistics (as of Jan 14, 2021)
Conference games only

RECORD:	OVERALL	HOME	AWAY	NEUTRAL
ALL GAMES	2-3	2-1	0-2	0-0
CONFERENCE	2-3	2-1	0-2	0-0
NON-CONFERENCE	0-0	0-0	0-0	0-0

		Total					3-Point		F-Throw		Rebounds															
##	Player	gp-gs	min	avg	fg-fga	fg%	3fg-fga	3fg%	ft-fa	ft%	off	def	tot	avg	pf	dq	a	to	blk	stl	pts	avg				
02	Kristen Mayo	1-1	29	29.0	7-11	.636	2-6	.333	2-2	1.000	0	5	5	5.0	0	0	4	1	0	2	18	18.0				
04	Savannah Wheeler	5-5	175	35.0	19-54	.352	8-27	.296	24-30	.800	5	16	21	4.2	8	0	17	18	0	4	70	14.0				
20	Taylor Pearson	5-5	166	33.2	18-49	.367	6-24	.250	6-9	.667	1	22	23	4.6	13	0	9	12	3	4	48	9.6				
23	Alexis Johnson	5-4	132	26.4	21-43	.488	2-10	.200	2-3	.667	11	33	44	8.8	11	0	1	10	0	7	46	9.2				
03	CC Mays	5-0	106	21.2	12-34	.353	0-3	.000	8-12	.667	9	15	24	4.8	16	2	11	11	0	6	32	6.4				
32	Paige Shy	5-4	139	27.8	9-28	.321	8-26	.308	5-8	.625	3	18	21	4.2	14	1	6	10	1	2	31	6.2				
24	Kennedi Colclough	5-5	130	26.0	13-34	.382	0-7	.000	4-4	1.000	10	12	22	4.4	13	1	7	6	7	3	30	6.0				
34	Lorelei Roper	1-1	19	19.0	3-7	.429	0-0	.000	0-0	.000	0	3	3	3.0	2	0	0	1	0	1	6	6.0				
25	Mahogany Matthews	5-0	99	19.8	5-22	.227	0-2	.000	1-4	.250	8	7	15	3.0	18	2	1	8	21	3	11	2.2				
21	Sarah Liberatore	5-0	36	7.2	4-8	.500	3-6	.500	0-1	.000	0	1	1	0.2	0	0	0	1	0	1	11	2.2				
00	Kia Sivils	1-0	19	19.0	0-2	.000	0-1	.000	0-0	.000	2	2	4	4.0	2	0	1	1	2	0	0	0.0				
Team											3	16	19													
Total.....		5	1050		111-292	.380	29-112	.259	52-73	.712	52	150	202	40.4	97	6	57	80	34	33	303	60.6				
Opponents.....		5	1050		108-313	.345	29-116	.250	67-95	.705	74	143	217	43.4	67	2	50	74	10	28	312	62.4				

TEAM STATISTICS	MAR	OPP	Date	Opponent	Score	Att.
SCORING	303	312	* 1/1/21	LOUISIANA TECH	Lot 51-61	381
Points per game	60.6	62.4	* 1/2/21	LOUISIANA TECH	W 61-57	366
Scoring margin	-1.8	-	* 01/08/21	at Charlotte	L 54-75	48
FIELD GOALS-ATT	111-292	108-313	* 01/09/21	at Charlotte	Lot 56-65	58
Field goal pct	.380	.345	* 1/14/21	WKU	W 81-54	391
3 POINT FG-ATT	29-112	29-116	* = Conference game			
3-point FG pct	.259	.250				
3-pt FG made per game	5.8	5.8				
FREE THROWS-ATT	52-73	67-95				
Free throw pct	.712	.705				
F-Throws made per game	10.4	13.4				
REBOUNDS	202	217				
Rebounds per game	40.4	43.4				
Rebounding margin	-3.0	-				
ASSISTS	57	50				
Assists per game	11.4	10.0				
TURNOVERS	80	74				
Turnovers per game	16.0	14.8				
Turnover margin	-1.2	-				
Assist/turnover ratio	0.7	0.7				
STEALS	33	28				
Steals per game	6.6	5.6				
BLOCKS	34	10				
Blocks per game	6.8	2.0				
ATTENDANCE	1138	106				
Home games-Avg/Game	3-379	2-53				
Neutral site-Avg/Game	-	0-0				

2020-21 Marshall Women's Basketball
Marshall Team Game-by-Game (as of Jan 14, 2021)
All games

TEAM STATISTICS

Opponent	Date	Score		Total		3-Pointers		Free throws		Rebounds				pf	a	t/o	blk	stl	pts	avg
				fg-fga	pct	3fg-fga	pct	ft-fa	pct	off	def	tot	avg							
RADFORD	12/6/20	69-58	W	25-65	.385	5-24	.208	14-26	.538	17	25	42	42.0	14	13	9	4	10	69	69.0
at Kentucky	12/09/20	45-79	L	14-46	.304	3-20	.150	14-20	.700	8	18	26	34.0	17	7	17	0	6	45	57.0
LOUISIANA TECH	1/1/21	51-61	Lot	18-51	.353	5-23	.217	10-16	.625	8	39	47	38.3	22	11	22	14	5	51	55.0
LOUISIANA TECH	1/2/21	61-57	W	20-47	.426	7-21	.333	14-19	.737	6	30	36	37.8	15	11	15	7	6	61	56.5
at Charlotte	01/08/21	54-75	L	19-57	.333	4-22	.182	12-15	.800	11	24	35	37.2	18	9	19	2	9	54	56.0
at Charlotte	01/09/21	56-65	Lot	22-72	.306	4-22	.182	8-13	.615	18	31	49	39.2	25	9	15	5	6	56	56.0
WKU	1/14/21	81-54	W	32-65	.492	9-24	.375	8-10	.800	9	26	35	38.6	17	17	9	6	7	81	59.6
Marshall		417		150-403	.372	37-156	.237	80-119	.672	77	193	270	38.6	128	77	106	38	49	417	59.6
Opponents		449		161-428	.376	46-166	.277	81-118	.686	98	199	297	42.4	102	83	105	17	36	449	64.1

Games played: 7
Points/game: 59.6
FG Pct: 37.2
3FG Pct: 23.7
FT Pct: 67.2

Rebounds/game: 38.6
Assists/game: 11.0
Turnovers/game: 15.1
Assist/turnover ratio: 0.7
Steals/game: 7.0
Blocks/game: 5.4

2020-21 Marshall Women's Basketball
Marshall Team Game-by-Game Comparison (as of Jan 14, 2021)
All games

Opponent	1st	2nd	Score	Mar	Total FG	FG Pct	3-Pointers	3FG Pct	Free Throws	FT Pct	Rebounds	Assist	T/Over	Block	Steal	Fouls
RADFORD	34/30	35/28	69-58	+11	25-65/20-54	.385/.370	5-24/10-28	.208/.357	14-26/8-13	.538/.615	42/40 +2	13/13	9/19	4/6	10/2	14/19
Kentucky	26/41	19/38	45-79	(34)	14-46/33-61	.304/.541	3-20/7-22	.150/.318	14-20/6-10	.700/600	26/40 (14)	7/20	17/12	0/1	6/6	17/16
LOUISIANA TECH	28/18	19/29	51-61	(10)	18-51/22-76	.353/.289	5-23/5-23	.217/.217	10-16/12-19	.625/.632	47/49 (2)	11/7	22/12	14/1	5/5	22/14
LOUISIANA TECH	34/21	27/36	61-57	+4	20-47/19-65	.426/.292	7-21/8-29	.333/.276	14-19/11-12	.737/.917	36/40 (4)	11/10	15/13	7/2	6/3	15/15
Charlotte	23/28	31/47	54-75	(21)	19-57/26-58	.333/.448	4-22/10-25	.182/.400	12-15/13-19	.800/.684	35/41 (6)	9/20	19/18	2/1	9/8	18/12
Charlotte	31/23	19/27	56-65	(9)	22-72/20-60	.306/.333	4-22/3-21	.182/.143	8-13/22-28	.615/.786	49/50 (1)	9/5	15/12	5/2	6/5	25/18
WKU	36/29	45/25	81-54	+27	32-65/21-54	.492/.389	9-24/3-18	.375/.167	8-10/9-17	.800/.529	35/37 (2)	17/8	9/19	6/4	7/7	17/8

Note: Game totals are displayed in the format TEAM/OPPONENT for each category

Official Basketball Box Score – Game Totals – Final Statistics																
Radford vs Marshall																
12/6/20 1 p.m. at Huntington, W.Va. (Cam Henderson Center)																
Radford 58 • 0-2																
#	Player		Total		3-Ptr		Rebounds			PF	TP	A	TO	Blk	Stl	Min
			FG-FGA	FG-FGA	FT-FTA	Off	Def	Tot								
00	LaLonde,Rachel	*	5-8	2-5	0-0	0	4	4	2	12	2	4	3	1	30	
02	Lindenfeld,Tina	*	2-6	2-4	0-0	0	3	3	0	6	1	1	1	0	28	
05	Montelbano,Danielle	*	0-1	0-0	0-0	0	1	1	1	0	1	4	1	0	17	
14	Wilson,Makaila	*	6-17	4-11	2-2	3	2	5	2	18	2	0	1	1	34	
30	Johnson,Taiye	*	1-2	0-0	2-5	0	3	3	3	4	0	1	0	0	24	
01	Marshall,Destinee		2-5	1-3	0-0	0	0	0	2	5	3	1	0	0	15	
03	Williams,Ariel		1-5	0-1	2-2	1	1	2	0	4	2	3	0	0	10	
12	McClellan,Bryonna		0-6	0-2	1-2	5	2	7	4	1	0	1	0	0	17	
22	Tudor,Ashley		3-3	1-1	1-2	0	3	3	5	8	1	3	0	0	15	
24	Morgan,Kyanna		0-1	0-1	0-0	0	3	3	0	0	1	1	0	0	10	
Team						3	6	9								
Totals			20-54	10-28	8-13	12	28	40	19	58	13	19	6	2	200	
1st - FG %:			6-12	50.0%	2nd: 4-12	33.3%	3rd: 7-14	50.0%	4th: 3-16	18.8%	Game: 20-54	37.0%	Deadball			
3FG %:			4-7	57.1%	1-5	20.0%	3-7	42.9%	2-9	22.2%	10-28	35.7%	Rebounds			
FT %:			0-0	0.0%	5-6	83.3%	0-1	0.0%	3-6	50.0%	8-13	61.5%	2			
Marshall 69 • 1-0																
#	Player		Total		3-Ptr		Rebounds			PF	TP	A	TO	Blk	Stl	Min
			FG-FGA	FG-FGA	FT-FTA	Off	Def	Tot								
00	Kia Sivlis	*	1-3	0-1	0-2	2	1	3	1	2	3	1	1	1	31	
02	Kristen Mayo	*	1-8	0-3	5-6	0	6	6	2	7	3	1	0	3	29	
03	CC Mays	*	2-8	0-2	0-2	3	2	5	2	4	2	0	0	1	26	
04	Savannah Wheeler	*	7-16	3-9	8-12	0	3	3	0	25	1	1	1	2	27	
34	Lorelei Roper	*	4-6	0-0	1-2	4	4	8	3	9	0	1	0	2	25	
11	Ksenija Mitric		3-10	2-6	0-0	0	2	2	1	8	3	0	0	0	22	
21	Sarah Liberatore		0-1	0-1	0-0	0	0	0	0	0	0	1	0	0	5	
23	Alexis Johnson		6-11	0-2	0-2	5	4	9	1	12	1	0	0	1	21	
25	Mahogany Matthews		1-2	0-0	0-0	2	0	2	4	2	0	3	2	0	14	
Team						1	3	4								
Totals			25-65	5-24	14-26	17	25	42	14	69	13	9	4	10	200	
1st - FG %:			7-23	30.4%	2nd: 7-15	46.7%	3rd: 6-15	40.0%	4th: 5-12	41.7%	Game: 25-65	38.5%	Deadball			
3FG %:			1-9	11.1%	2-6	33.3%	1-6	16.7%	1-3	33.3%	5-24	20.8%	Rebounds			
FT %:			0-0	0.0%	3-6	50.0%	2-6	33.3%	9-14	64.3%	14-26	53.8%	7			
Officials: Troy Winders, Marla Gearhart, Royce Blevins																
Technical fouls: Radford-None. Marshall-None.																
Attendance: 412																
Score by periods			1st	2nd	3rd	4th	Total									
Radford			16	14	17	11	58									
Marshall			15	19	15	20	69									

Official Basketball Box Score – Game Totals – Final Statistics

Marshall vs Kentucky

12/09/20 12:00 am at Lexington, KY

Marshall 45 • 1-1,0-0 C-USA

#	Player		Total		3-Ptr		Rebounds			PF	TP	A	TO	Blk	Stl	Min
			FG-FGA	FT-FTA	FG-FGA	FT-FTA	Off	Def	Tot							
34	Lorelei Roper	f	2-3	0-0	0-0	0	2	2	0	4	1	0	0	0	25	
00	Kia Sivlis	g	0-4	0-1	0-0	0	1	1	2	0	0	3	0	0	27	
02	Kristen Mayo	g	1-7	0-4	1-2	0	3	3	2	3	1	3	0	2	31	
03	CC Mays	g	1-4	1-3	3-4	0	1	1	5	6	1	1	0	0	19	
04	Savannah Wheeler	g	2-10	0-5	5-6	1	2	3	0	9	1	1	0	1	28	
11	Ksenija Mitric		0-4	0-4	0-0	0	2	2	0	0	3	3	0	0	17	
21	Sarah Liberatore		0-0	0-0	0-0	0	0	0	1	0	0	1	0	0	2	
23	Alexis Johnson		6-9	2-2	2-4	2	2	4	3	16	0	1	0	3	25	
25	Mahogany Matthews		1-3	0-0	3-4	1	1	2	2	5	0	1	0	0	15	
32	Paige Shy		1-2	0-1	0-0	1	0	1	2	2	0	2	0	0	11	
Team						3	4	7				1				
Totals			14-46	3-20	14-20	8	18	26	17	45	7	17	0	6	200	
1st - FG %:			3-11	27.3%	2nd: 7-11	63.6%	3rd: 3-12	25.0%	4th: 1-12	8.3%	Game: 14-46	30.4%	Deadball			
3FG %:			0-2	0.0%	2-5	40.0%	0-5	0.0%	1-8	12.5%	3-20	15.0%	Rebounds			
FT %:			1-2	50.0%	3-4	75.0%	4-6	66.7%	1-8	12.5%	14-20	70.0%	2			

Kentucky 79 • 5-0,0-0 SEC

#	Player		Total		3-Ptr		Rebounds			PF	TP	A	TO	Blk	Stl	Min
			FG-FGA	FT-FTA	FG-FGA	FT-FTA	Off	Def	Tot							
44	Dre'Una Edwards	f	6-7	1-1	0-0	2	6	8	3	13	5	2	0	0	0	21
00	Olivia Owens	c	4-6	0-0	2-2	1	4	5	1	10	1	2	0	0	0	21
05	Blair Green	g	8-13	1-4	0-0	0	1	1	0	17	1	0	0	2	25	
10	Rhynne Howard	g	5-11	3-7	0-0	2	3	5	2	13	5	1	1	1	31	
15	Chasity Patterson	g	1-5	0-3	2-2	0	2	2	2	4	1	1	0	1	20	
01	Robyn Benton		3-5	1-3	1-1	0	2	2	1	8	3	3	0	0	17	
12	Treasure Hunt		1-5	0-2	0-1	1	2	3	1	2	2	1	0	1	16	
14	Tatyana Wyatt		1-4	0-1	0-0	0	1	1	2	0	0	0	0	1	11	
20	Erin Toller		1-1	0-0	1-2	0	1	1	1	3	0	1	0	0	5	
21	Nyah Leveretter		2-3	0-0	0-2	4	4	8	3	4	0	0	0	0	23	
23	Kameron Roach		1-1	1-1	0-0	0	1	1	1	3	2	0	0	0	10	
Team						1	1	2				1				
Totals			33-61	7-22	6-10	12	28	40	16	79	20	12	1	6	200	
1st - FG %:			8-15	53.3%	2nd: 9-16	56.3%	3rd: 9-15	60.0%	4th: 7-15	46.7%	Game: 33-61	54.1%	Deadball			
3FG %:			4-7	57.1%	0-3	0.0%	2-6	33.3%	1-6	16.7%	7-22	31.8%	Rebounds			
FT %:			2-2	100.0%	1-1	100.0%	2-2	100.0%	1-5	20.0%	6-10	60.0%	2			

Officials: Dee Kantner,Cameron Inouye,Beverly Roberts

Technical fouls: Marshall-None. Kentucky-None.

Attendance: 1200

2020-21 Women's Basketball. Round: 0. Kentucky vs Marshall. Played at Memorial

Score by periods	1st	2nd	3rd	4th	Total						
Marshall	7	19	10	9	45						
Kentucky	22	19	22	16	79						

Points	In	Off	2nd	Fast		
MAR	Paint	T/O	Chance	Break	Bench	
UK	18	8	4	4	23	
	40	18	13	8	22	

Last FG - MAR 4th-01:48, UK 4th-00:55.

Largest lead - MAR None, UK by 34 4th-02:06.

MAR led for 00:00. UK led for 39:47. Game was tied for 00:13.

Score tied - 0 times.

Lead changed - 0 times.

Official Basketball Box Score – Game Totals – Final Statistics

Marshall vs Charlotte

01/08/21 6:00 pm at Charlotte, NC

Marshall 54 • 2-3,1-2 C-USA

#	Player	Total	3-Ptr	Rebounds	PF	TP	A	TO	Blk	Stl	Min			
		FG-FGA	FG-FGA	FT-FTA	Off	Def	Tot							
20	Taylor Pearson	f 3-10	0-4	1-1	0	3	3	2	7	2	2	31		
23	Alexis Johnson	f 4-7	1-4	0-0	3	6	9	3	9	0	3	25		
24	Kennedi Colclough	f 1-6	0-3	2-2	3	4	7	5	4	2	1	0	24	
04	Savannah Wheeler	g 4-11	1-3	7-9	1	2	3	2	16	2	4	0	33	
32	Paige Shy	g 2-5	1-4	0-0	1	2	3	1	5	1	4	0	28	
03	CC Mays	2-8	0-2	2-3	0	2	2	3	6	2	3	0	3	25
21	Sarah Liberatore	1-2	1-2	0-0	0	1	1	0	3	0	0	0	13	
25	Mahogany Matthews	2-8	0-0	0-0	3	2	5	2	4	0	2	2	2	21
Team					0	2	2							
Totals		19-57	4-22	12-15	11	24	35	18	54	9	19	2	9	200
1st - FG %:		4-14	28.6%	2nd: 4-15	26.7%	3rd: 3-12	25.0%	4th: 8-16	50.0%	Game: 19-57		33.3%	Deadball	
3FG %:		0-6	0.0%	1-6	16.7%	1-6	16.7%	2-4	50.0%	4-22		18.2%	Rebounds	
FT %:		4-4	100.0%	2-3	66.7%	4-5	80.0%	2-3	66.7%	12-15		80.0%	1	

Charlotte 75 • 2-4,1-0 C-USA

#	Player	Total	3-Ptr	Rebounds	PF	TP	A	TO	Blk	Stl	Min			
		FG-FGA	FG-FGA	FT-FTA	Off	Def	Tot							
40	Jazmin Harris	c 3-5	0-0	2-3	0	3	3	0	8	0	2	0	1	12
03	Mariah Linney	5-10	5-9	0-0	1	5	6	2	15	2	3	1	1	30
12	Jacee Busick	g 1-7	1-5	1-2	1	4	5	2	4	2	2	0	0	31
13	Octavia Jett-Wilson	g 7-15	1-3	4-4	0	4	4	2	19	3	3	0	0	30
15	Jada McMillian	g 1-3	1-1	2-2	0	1	1	0	5	10	2	0	2	33
00	Imani Howard	0-0	0-0	0-2	0	0	0	1	0	0	1	0	1	3
04	Tamia Davis	3-9	1-6	0-0	1	2	3	1	7	2	1	0	1	13
24	Molina Williams	6-7	1-1	4-4	3	5	8	3	17	0	3	0	1	25
34	Dara Pearson	0-2	0-0	0-2	4	4	8	1	0	1	1	0	1	23
Team					2	1	3							
Totals		26-58	10-25	13-19	12	29	41	12	75	20	18	1	8	200
1st - FG %:		5-13	38.5%	2nd: 6-14	42.9%	3rd: 8-17	47.1%	4th: 7-14	50.0%	Game: 26-58		44.8%	Deadball	
3FG %:		1-5	20.0%	1-5	20.0%	3-7	42.9%	5-8	62.5%	10-25		40.0%	Rebounds	
FT %:		4-4	100.0%	0-3	0.0%	4-5	80.0%	5-7	71.4%	13-19		68.4%	2	

Officials: Nykeshia Thompson,Michael McConnell,Mark Zentz

Technical fouls: Marshall-None. Charlotte-None.

Attendance: 48

2020-21 Women's Basketball. Round: 0. Charlotte vs Marshall. Played at Halton

Score by periods	1st	2nd	3rd	4th	Total
Marshall	12	11	11	20	54
Charlotte	15	13	23	24	75

	Points	In Paint	Off T/O	2nd Chance	Fast Break	Bench
MAR	18	11	15	9	9	13
CHARL	18	19	10	7	7	24

Last FG - MAR 4th-00:56, CHARL 4th-01:12.

Largest lead - MAR by 1 1st-01:09, CHARL by 26 4th-02:56.

MAR led for 01:13. CHARL led for 35:37. Game was tied for 03:10.

Score tied - 3 times.

Lead changed - 6 times.

Official Basketball Box Score – Game Totals – Final Statistics

Marshall vs Charlotte

01/09/21 3:00 pm at Charlotte, NC

Marshall 56 • 2-4,1-3 C-USA

#	Player	Total	3-Ptr	Rebounds	PF	TP	A	TO	Blk	Stl	Min				
		FG-FGA	FG-FGA	FT-FTA	Off Def Tot										
20	Taylor Pearson	f 2-11	0-4	1-2	0 6 6	4	5	1	4	0	1 38				
23	Alexis Johnson	f 5-16	1-4	0-1	5 9 14	3	11	1	2	0	1 31				
24	Kennedi Colclough	f 4-14	0-3	2-2	4 3 7	1	10	1	0	1	1 33				
04	Savannah Wheeler	g 4-10	1-3	2-3	1 1 2	2	11	3	5	0	0 42				
32	Paige Shy	g 2-5	2-5	2-2	1 4 5	5	8	0	1	0	1 32				
03	CC Mays	5-14	0-1	1-3	6 7 13	5	11	3	1	0	2 28				
21	Sarah Liberatore	0-0	0-0	0-0	0 0 0	0	0	0	0	0	0 4				
25	Mahogany Matthews	0-2	0-2	0-0	1 0 1	5	0	0	2	4	0 17				
Team					0 1 1										
Totals		22-72	4-22	8-13	18 31 49	25	56	9	15	5	6 225				
1st - FG %:		7-15	46.7%	2nd: 6-18	33.3%	3rd: 4-14	28.6%	4th: 3-15	20.0%	Game: 22-72		30.6%	Deadball		
3FG %:		2-5	40.0%	1-5	20.0%	1-5	20.0%	0-4	0.0%	4-22		18.2%	Rebounds		
FT %:		0-0	0.0%	2-4	50.0%	2-4	50.0%	2-2	100.0%	8-13		61.5%	0		

Charlotte 65 • 3-4,2-0 C-USA

#	Player	Total	3-Ptr	Rebounds	PF	TP	A	TO	Blk	Stl	Min				
		FG-FGA	FG-FGA	FT-FTA	Off Def Tot										
34	Dara Pearson	f 2-3	0-0	7-8	6 8 14	1	11	0	1	1	0 39				
03	Mariah Linney	g 3-10	1-6	2-2	0 4 4	5	9	0	2	0	2 38				
12	Jacee Busick	g 0-4	0-4	1-2	0 5 5	3	1	1	3	0	0 33				
13	Octavia Jett-Wilson	g 5-19	1-4	6-7	0 7 7	2	17	2	3	1	1 40				
15	Jada McMillian	g 10-17	1-3	5-7	1 2 3	1	26	1	3	0	1 43				
04	Tamia Davis	0-4	0-3	0-0	4 1 5	2	0	0	0	0	1 8				
24	Molina Williams	0-3	0-1	1-2	2 9 11	4	1	1	0	0	0 24				
Team					0 1 1										
Totals		20-60	3-21	22-28	13 37 50	18	65	5	12	2	5 225				
1st - FG %:		4-15	26.7%	2nd: 3-12	25.0%	3rd: 4-15	26.7%	4th: 5-13	38.5%	Game: 20-60		33.3%	Deadball		
3FG %:		1-6	16.7%	0-4	0.0%	0-6	0.0%	1-3	33.3%	3-21		14.3%	Rebounds		
FT %:		0-0	0.0%	8-10	80.0%	4-6	66.7%	4-5	80.0%	22-28		78.6%	2		

Officials: Jennifer Rezac,Carla Fountain,Angelica Suffren

Technical fouls: Marshall-None. Charlotte-None.

Attendance: 58

2020-21 Women's Basketball. Round: 0. Charlotte vs Marshall. Played at Halton

Score by periods	1st	2nd	3rd	4th	OT	Total	Points	In	Off	2nd	Fast	Bench
Marshall	16	15	11	8	6	56	26	9	18	7	11	1
Charlotte	9	14	12	15	15	65	24	19	11	4	1	1

Last FG - MAR OT-01:21, CHARL OT-00:39.

Largest lead - MAR by 15 2nd-07:39, CHARL by 9 OT-00:28.

MAR led for 34:43. CHARL led for 09:02. Game was tied for 00:55.

Score tied - 4 times.

Lead changed - 8 times.

2020-21 TRENDS

Home	3-1
Away	0-3
Neutral	0-0
Leading at half	3-2
Trailing at half	0-2
Tied at half	0-0
Overtime game	0-2
C-USA Home Game	2-1
C-USA Road Game	0-2
C-USA Tournament	0-0
Non- C-USA Home Game	1-0
Non- C-USA Road Game	0-1
Non- C-USA Neutral Game	0-0
vs. Ranked Opponents	0-1
vs. Unranked Opponents	3-3
Leading-5 min. left	3-2
Trailing-5 min. left	0-2
Score tied-5 min. left	0-0
Herd outrebounds opp.	1-0
Herd outrebounded by opp.	2-4
Team rebounds are even	0-0
Herd scores more points in paint	3-1
Opp. scores more points in paint	0-2
Points in paint is even	0-1
Herd shoots 50% from floor	0-0
Herd shoots <50% from floor	3-4
Opp. shoots 50% from floor	0-1
Opp. shoots <50% from floor	3-3
Herd makes more FTs	2-1
Opp. makes more FTs	1-3
FTs are even	0-0
Herd has more TOs	1-4
Opp. has more TOs	2-0
TOs are even	0-0
Herd scores 60 points or less	0-4
Herd scores 61-69 points	2-0
Herd scores 70-79 points	0-0
Herd scores 80-89 points	1-0
Herd scores 90 points or more	0-0
Opp. scores 60 points or less	3-0
Opp. scores 61-69 points	0-2
Opp. scores 70-79 points	0-2
Opp. scores 80-89 points	0-0
Opp. scores 90 points or more	0-0
Two or less score 10+	1-3
Three or more score 10+	2-1
On Monday	0-0
On Tuesday	0-0
On Wednesday	0-1
On Thursday	1-0
On Friday	0-2
On Saturday	1-1
On Sunday	1-0
In November	0-0
In December	1-1
In January	2-3
In February	0-0
In March	0-0
Game decided by 5 pts or less	1-0
Game decided by 6-10 pts	1-2
Game decided by 11-20 pts	0-0
Game decided by 21 pts or more	1-2

THE LAST TIME...

Scored 100 Points.....	vs. Kentucky Christian, 12/18/17 (W, 111-38)
Allowed 100 Points.....	Morehead State, 11/13/15 (W, 104-101)
Scored 41-50 Points.....	45 at #9 Kentucky, 12/9/20 (L, 79-45)
Scored 40 or Fewer Points	39 at No. 22 Kentucky, 11/26/17 (L, 69-39)
Allowed 40 or Fewer Points	40, Kentucky Christian, 11/5/19 (W, 89-40)
Scored 50 Points in a Half	53, 2nd Half at FIU, 1/9/19 (W, 86-58)
Allowed 50 Points in a Half	56, 1st Half Bowling Green, 11/13/18 (L, 99-76)
Scored 20 or Fewer Points in a Half	19, 2nd Half at Charlotte 1/9/21 (L, 65-56 OT)
Allowed 16-20 Points in a Half.....	18, 1st Half vs. Louisiana Tech, 1/1/21 (L, 61-51 OT)
Allowed 15 or Fewer Points in a Half	14, 1st Half Alderson Broaddus, 11/27/19 (W, 85-41)
Scored 30+ Points in Quarter.....	31, 3rd Q at FIU, 1/19/19 (W, 86-58)
Allowed 30+ Points in Quarter	30, 4th Q Appalachian State, 3/25/19 (L, 83-71)
Scored 10 or Fewer Points in Quarter.....	8, 4th Q at Charlotte, 1/9/21 (L, 65-56 OT)
Allowed 10 or Fewer Points in Quarter	9, 1st Q at Charlotte, 1/8/21 (L, 75-54)
Made 40+ Field Goals	46 vs. Kentucky Christian, 12/18/17 (W, 111-38)
Allowed 40+ Field Goals	41, Charlotte, 1/7/17 (L, 93-77)
Shot 60% From the Field.....	62.5% (55-88) vs. Maine Fort Kent, 12/20/16 (W, 136-62)
Allowed 60% From the Field	68.7% (32-of-47) Rice, 2/9/19 (L, 79-67)
Shot 85-89% From the Foul Line*.....	86.7% (11-of-13) vs. LA Tech, 1/24/19 (W, 90-88 3OT)
Shot 90-99% From the Foul Line*.....	91.7% (11-of-12) vs. UTEP, 2/15/20 (W, 76-66)
Shot 100% From the Foul Line *.....	17-of-17 vs. UTSA, 2/13/20 (W, 66-53)
Opponent Shot <20% From Field.....	19.3%, vs. Bluefield College, 12/11/16 (W, 77-35)
Made 10-14 3-Pointers	10, vs. North Texas, 2/29/20 (L, 77-69)
Made 15+ 3-Pointers.....	\$18 vs. FIU, 3/7/19 (W, 87-42)
Shot 50% From Three	16-of-32 (50%) vs. Coppin State, 12/1/18 (W, 88-67)
Allowed 10+ 3-Pointers	10, at Charlotte, 1/8/21 (L, 75-54)
Did Not Make a 3-Point FG.....	vs. George Washington (303 games), 12/2/10 (W, 64-61 2OT)
Did Not Attempt a 3-Point FG.....	vs. Wright State (423 games), 12/19/06 (W, 62-54)
Played an Overtime Game	at Charlotte, 1/9/21 (L, 65-56 OT)
Won an Overtime Game	vs. Southern Miss (C-USA Tourn.), 3/11/20 (W, 71-67 OT)
Played a Ranked Team	at #9 Kentucky, 12/9/20 (L, 79-45)
Had 40-49 Rebounds	49 at Charlotte, 1/9/21 (L, 65-56 OT)
Had 50-59 Rebounds	56 vs. Alderson Broaddus, 11/27/19 (W, 85-41)
Had 60+ Rebounds	63 vs. Evansville, 11/29/18 (W, 72-65 OT)
Had Fewer than 30 Rebounds	26 at #9 Kentucky, 12/9/20 (L, 79-45)
Allowed 50 Rebounds	50 at Charlotte, 1/9/21 (L, 65-56 OT)
Allowed Fewer Than 25 Rebounds.....	17, Kentucky Christian, 12/18/17 (W, 111-38)
Had 20 Assists.....	21 vs. LA Tech, 1/24/19 (W, 90-88 3OT)
Had 10 or Fewer Turnovers.....	9 vs. WKU, 1/14/21 (W, 81-54)
Had 25 or More Turnovers.....	27 at Clemson, 12/18/18 (L, 68-54)
Forced 25 or More Turnovers	26 vs. Southern Miss (C-USA Tourn.), 3/11/20 (W, 71-67 OT)
Had 5-9 Blocks.....	6 vs. WKU, 1/14/21 (W, 81-54)
Had 10+ Blocks	14 vs. Louisiana Tech, 1/1/21 (L, 61-51 OT)
Had 0 Blocks.....	at #9 Kentucky (broke string of 37-straight games), 12/9/20 (L, 75-49)
Had 15-20 Steals	15 vs. Southern Miss (C-USA Tourn.), 3/11/20 (W, 71-67 OT)
Had 20 or more Steals.....	24 vs. Kentucky Christian, 11/5/19 (W, 89-40)
Had Six or More Players in Double Figures	vs. Maine Fort Kent, 12/20/16 (W, 136-62)
.....	Shayna Gore - 25, Khadaijia Brooks - 22, Talequia Hamilton - 22,
.....	Ashley Saintigene - 18, McKenzie Akers - 14, Asheika Alexander - 13
Had Five Players in Double Figures	at Appalachian State, 3/25/19 (L, 83-71)
.....	Shayna Gore - 17, Khadaijia Brooks - 15, Taylor Porter - 13, Taylor Pearson - 11, Kristen Mayo - 10
Had Four Players in Double Figures	at Charlotte, 1/9/21 (L, 65-56 OT)
.....	Alexis Johnson - 11, Savannah Wheeler - 11, CC Mays - 11, Kennedi Colclough - 10
Had Two Score 20+ Points.....	vs. Florida Atlantic, 2/1/20 (W, 85-75)
.....	Savannah Wheeler - 25, Kristen Mayo - 20
Had No Players in Double Figures	at Middle Tennessee (192 games), 2/19/14 (L, 75-36)
Had Two or More Players with a Double-Double	at Charlotte, 1/9/21 (L, 65-56 OT)
.....	Alexis Johnson (11 pts. & 14 rbs.) & CC Mays (11 pts. & 13 rbs.)
Had Two Players with 10+ Rebs	vs. Louisiana Tech, 1/1/21 (L, 61-51 OT)
.....	Savannah Wheeler-11, Alexis Johnson-11
Had Three or More Players with 10+ Rebs.....	vs. Evansville, 11/29/18 (W, 72-65 OT)
.....	Khadaijia Brooks - 13, Taylor Pearson - 12, Ashley Saintigene - 11
No opposing players scored in double figures.....	vs. Bluefield State, 11/20/18 (W, 82-29)
Opposing starting five all in double figures	vs. Bowling Green, 12/7/19 (L, 82-69)
Allowed 40+ Bench Points	40, Florida Atlantic, 1/5/18 (L, 79-59)

* Minimum of 5 free throws for free throw percentages

THE LAST TIME CONTINUED...


A MARSHALL PLAYER...

Scored 20-29 Points.....	Savannah Wheeler (20) vs. WKU, 1/14/21 (W, 81-54)
Scored 30-39 Points.....	Taylor Porter (30) vs. FIU, 3/7/19 (W, 87-42)
Scored 40+ Points	Kristina Behnfeldt (40) vs. Ohio, 2/10/99 (L, 74-72)
Had 15-19 Rebounds	Ashley Saintigene (16) vs. Longwood, 11/10/17 (W, 90-45)
Had 20+ Rebounds	Catie Knable (21) vs. Bowling Green, 2/16/02 (W, 56-43)
Had 10 Assists	Norrisha Victrum (11) at Morehead State, 11/13/15 (W, 104-101)
Had 5-9 Blocks.....	Mahogany Matthews (5) vs. Louisiana Tech, 1/2/21 (W, 61-57)
Had 10 Blocks.....	Sharon Deal (12) vs. Youngstown St, 3/4/89 (W, 63-59)
Had 5-9 Steals	Kia Sivils (5) vs. UTEP, 2/15/20 (W, 76-66)
Had 10 Steals.....	Stephanie Wine (14) vs. Western Carolina, 1/23/95 (W, 72-69)
Had a Double-Double	Alexis Johnson (11p, 14 r) & CC Mays (11p, 13r) at Charlotte, 1/9/21 (L, 65-56 OT)
Made 6-7 3-pointers	Taylor Pearson (6-of-9) at Southern Miss, 2/6/20 (W, 80-65)
Made 8+ 3-pointers	Taylor Porter (10) vs. FIU, 3/7/19 (W, 87-42)

\$ School record

AN OPPOSING PLAYER...

Scored 20-29 Points.....	Jada McMillian (26) of Charlotte, 1/9/21 (L, 65-56 OT)
Scored 30-39 Points.....	Kierra Anthony (34) of LA Tech, 1/24/19 (W, 90-88 3OT)
Scored 40+ Points	Jennie Simms (43) of ODU, 1/1/17 (L, 73-69)
Had 15-19 Rebounds	Crystal Primm (18) of Florida Atlantic, 3/7/20 (L, 68-50)
Had 20+ Rebounds	Bayley Plummer (21) of Appalachian State, 3/25/19 (L, 83-71)
Had 10 Assists.....	Jada McMillian (10) of Charlotte, 1/8/21 (L, 75-54)
Had 5 Blocks	Ryan Holder (5) of Towson, 12/21/19 (L, 59-56)
Had 5 Steals	Cierra Hooks (6) of Ohio, 11/13/19 (L, 67-51)
Had a Double-Double	Dara Pearson (11 points, 14 rebounds) of Charlotte, 1/9/21 (L, 65-56 OT)
Had Two Players with a Double-Double.....	WKU, 1/14/21 (W, 81-54 OT)
.....	Raneem Elgedawy (17 pts & 10 rbs) & Fatou Pouye (14 pts & 10 rbs)
Had a Triple-Double	Anastasia Hayes (17pts-11rebs-10ast.) of Middle Tennessee, 1/9/20 (L, 75-55)
Made 6-7 3-pointers	Ieva Spigule (6-of-10) of FIU, 1/30/20 (L, 68-65)
Made 8+ 3-pointers	Morgan McMillen (8-of-11) Bowling Green, 11/13/18 (L, 99-76)



MARSHALL STARTING FIVE

Opponents

Score

vs. Morgan State		CANCELED				
vs. Radford	Sivils	Mayo	Mays	Wheeler	Roper	W, 68-59
at #9 Kentucky	Sivils	Mayo	Mays	Wheeler	Roper	L, 75-49
at St. Bonaventure		CANCELED				
vs. Morehead State		CANCELED				
vs. Louisiana Tech	Shy	Pearson	Johnson	Wheeler	Colclough	L, 61-51 (OT)
vs. Louisiana Tech	Shy	Pearson	Johnson	Wheeler	Colclough	W, 61-51
at Charlotte	Shy	Pearson	Johnson	Wheeler	Colclough	L, 75-54
at Charlotte	Shy	Pearson	Johnson	Wheeler	Colclough	L, 65-56 (OT)
vs. WKU	Mayo	Pearson	Roper	Wheeler	Colclough	W, 81-54
at WKU						
vs. FIU						
vs. FIU						
at Florida Atlantic						
at Florida Atlantic						
vs. Old Dominion						
vs. Old Dominion						
at Middle Tennessee						
at Middle Tennessee						
vs. Rice						
vs. Rice						
at North Texas						
at North Texas						

Record with starting groups:

Sivils, Mayo, Mays, Wheeler, Roper: 1-1

Shy, Pearson, Johnson, Wheeler, Colclough: 1-3

Mayo, Pearson, Roper, Wheeler, Colclough, 1-0

MARSHALL'S LARGEST IN 2020-21

Lead	27 vs. WKU
Deficit	34 at #9 Kentucky
Margin of Victory	27 vs. WKU
Margin of Defeat	34 at #9 Kentucky
Halftime Lead	13 vs. Louisiana Tech
Halftime Deficit	15 at #9 Kentucky
Deficit in Win	7 vs. Radford
Lead in Loss	15 at Charlotte
Halftime Deficit in Win	
Halftime Lead in Loss	10 vs. Louisiana Tech

DOUBLE-DOUBLES IN 2020-21

2 by Alexis Johnson

1 by CC Mays

LED (TIED) THE TEAM IN...

	Pts.	Rebs.	Asts.	Blks.	Stls.
0 Sivils	-	-	1	-	-
1 McLean	-	-	-	-	-
2 Mayo	-	1	1	-	2
3 Mays	1	-	3	-	2
4 Wheeler	5	1	4	-	2
11 Mitric	-	-	2	-	-
20 Pearson	1	-	1	-	1
21 Liberatore	-	-	-	-	1
23 Johnson	3	5	-	-	3
24 Colclough	-	-	1	-	-
25 Matthews	-	-	-	6	1
32 Shy	-	1	1	-	1
34 Roper	-	-	-	-	-



HEAD COACH TONY KEMPER

Fourth season • @CoachTonyKemper
Career Record: 42-56, 22-33 (C-USA)



Fort Hays State '01

Tony Kemper enters his fourth season as the head coach of the Marshall women's basketball team after being elevated to the position in March of 2017. Kemper had previously been an assistant coach with the women's program for five seasons before taking over.

Kemper led the Herd through a great improvement in his second season. He has brought some added excitement to the program as the attendance average for Marshall rose from 641 in 2016-17 to 1,153 in 2018-19. Kemper's 2019 recruiting class also ranked in the top 60 nationally.

After going 9-20 overall and 3-13 in C-USA in 2017-18, Marshall was predicted to finish 13th in the Conference USA 2018-19 preseason polls. Instead, the Herd rolled out an 8-win improvement overall and 7-wins better in conference play finishing 17-15 and 10-6 in C-USA, securing the No. 6 seed in the tournament. The 10 conference victories were the most C-USA wins for Marshall in program history. Following the conference tournament, the Herd earned a berth in the WBI, just the fourth postseason trip in program history. Marshall won its first round game 67-64 at Davidson before falling in the second round.

Following the 2019-20 season, Kemper increased his overall record to 39-52.

During the 2018-19 season, Marshall was fifth in the conference in points per game (67.3) and led the league in 3-point field goals made per game in conference action (8.9). The Herd also saw an increase in defensive production as Marshall was ranked 13th in C-USA in field goal percentage allowed in 2017-18 but jumped up to fifth in 2018-19. The Herd saw senior Taylor Porter honored twice as a Conference USA Player of the Week including once after breaking the Marshall single-game record draining 10 3-pointers in the senior day win over FIU.

Senior Shayna Gore was named First Team All-Conference USA. Gore was previously honored as Second Team All-Conference USA in 2017-18. The senior guard capped off her prestigious career under the guide of Kemper as just the third player in program history to score over 2,000 points (2,081). Her name can be found all throughout the record book including the program's all-time leader in 3-point field goals made with 303, more than twice the previous record of 146.

The Herd reached some other milestones in 2018-19 including earning a three-overtime victory at home against Louisiana Tech (Jan. 24). It was one of three overtime victories in 2018-19 after going 131 games – second-longest active streak in the NCAA at the time – without even playing an overtime contest. Marshall also earned its first win over Charlotte in the last 10 meetings (Jan. 5) and the team's first ever win over Middle Tennessee (Feb. 16) as Marshall was previously 0-8 against the Blue Raiders.

Kemper's teams have had major success in the classroom as well with seven college graduates over the last two years. The team's overall grade point average in 2017-18 was 3.23 and climbed up to 3.28 in 2018-19. His players have been honored 18 times on the Conference USA Commissioner's Honor Roll (cumulative GPA of 3.0 or better) and 11-time recipients of the C-USA Academic Medal for maintaining a GPA of 3.75 or higher.

During his first five seasons at Marshall as an assistant coach, Kemper has assisted in rebuilding a program that progressively increased its win total over the first four seasons - from 9 to 11

to 17 to 21 wins in the 2015-16 season. That 2015-16 win total was the most for Thundering Herd Women's Basketball in 29 seasons and, for the first time in school history, yielded a first-team All-Conference USA student-athlete for Marshall in Leah Scott.

He helped lead Marshall to two of only three postseason berths in the program's NCAA history, including its first postseason win in 2014-15 (WBI) and WNIT berth in 2015-16.

Kemper has also been heavily involved in the Thundering Herd's recruiting and academic success, helping sign the 34th-ranked class in 2017 and its group in 2015, which came in 52nd.

In the classroom, the program has placed 28 members on the Conference USA Commissioner's Honor Roll (3.0 cumulative GPA or better) and three more were given the Commissioner's Academic Medal (3.75).

Kemper came to Marshall from Central Arkansas, where he coached with now-former Marshall head coach Matt Daniel for three seasons. At UCA, Kemper helped the Sugar Bears to their first Division I conference title and three seasons of at least 21 wins. His tutelage of inside players helped gain two Southland Player of the Year honors and a Defensive Player of the Year.

Before joining the women's staff, Kemper served as an assistant coach for the Central Arkansas men's basketball program for four years.

Two professional players emerged from UCA during those seasons -- the leading scorer in Portugal's Proliga pro league in 2011, Nate Bowie, and professional center Durrell Nevels.


Prior to UCA, Kemper was an assistant coach at Hutchinson (Kansas) Community College - one of the nation's most successful junior college programs.

At Hutchinson, he oversaw day-to-day operations and directed the Blue Dragons' strength and conditioning efforts while also serving as a mathematics and physical education instructor.

The Logan, Kansas, native also held the head coaching spot at Quivira Heights High School in Bushton in 2003-04, guiding QHHS to a No. 1 seed to the regional tournament.

His coaching career began in 2002-03 as an assistant at Hill City (Kansas) High School. Kemper received a bachelor's degree in finance from Fort Hays State University in 2001 and a BBA in Business Education in 2003. He also earned a master's degree in organizational leadership from Fort Hays in 2008.

Kemper and his wife Sandra, a professor at Marshall in the Communications Disorders Department, live in Huntington with sons Brayden and Landry and daughter Jolie.





0 Kia Sivils

5-7 | G | Louisville, Ky.
Sacred Heart HS

Opponent	Date	gs	min	Total		3-Pointers		Free throws		Rebounds				pf	a	t/o	blk	stl	pts	avg
				fg-fga	pct	3fg-fga	pct	ft-fa	pct	off	def	tot	avg							
RADFORD	12/6/20	*	31	1-3	.333	0-1	.000	0-2	.000	2	1	3	3.0	1	3	1	1	1	2	2.0
at Kentucky	12/09/20	*	27	0-4	.000	0-1	.000	0-0	.000	0	1	1	2.0	2	0	3	0	0	0	1.0
LOUISIANA TECH	1/1/21	dnp		-	-	-	-	-	-	-	-	-	-	-	-	-	-	-	-	-
LOUISIANA TECH	1/2/21	dnp		-	-	-	-	-	-	-	-	-	-	-	-	-	-	-	-	-
WKU	1/14/21		19	0-2	.000	0-1	.000	0-0	.000	2	2	4	2.7	2	1	1	2	0	0	0.7
Totals		2	77	1-9	.111	0-3	.000	0-2	.000	4	4	8	2.7	5	4	5	3	1	2	0.7

Games played: 3
Minutes/game: 25.7
Points/game: 0.7
FG Pct: 11.1
3FG Pct: 0.0
FT Pct: 0.0

Rebounds/game: 2.7
Assists/game: 1.3
Turnovers/game: 1.7
Assist/turnover ratio: 0.8
Steals/game: 0.3
Blocks/game: 1.0

CAREER HIGHS

POINTS

S:.....2 vs. Radford, 12/6/20
C: 16 (2x) last vs. ODU, 2/22/20

FIELD GOALS

S:.....1 vs. Radford, 12/6/20
C:7 at North Texas, 1/4/20

FGA

S:..... 4 at #9 Kentucky, 12/9/20
C: 8 at Bowling Green, 11/13/18

3-POINTERS

S:.....
C:3 vs. ODU, 2/22/20

3PTA

S:.....1 (3x) last vs. WKU, 1/14/21
C: 3 (2x) last vs. ODU, 2/22/20

FREE THROWS

S:.....
C: 3 at Wisconsin, 12/4/18

FTA

S:.....2 vs. Radford, 12/6/20
C:4 (4x) last at Rutgers, 12/15/19

REBOUNDS

S:..... 4 vs. WKU, 1/14/21
C: 8 vs. Charlotte, 1/5/19

ASSISTS

S:.....3 vs. Radford, 12/6/20
C: 5 (2x) last at USM, 2/6/20

BLOCKS

S:..... 2 vs. WKU, 1/14/21
C: 2 (3x) last vs. WKU, 1/14/21

STEALS

S:.....1 vs. Radford, 12/6/20
C:5 (2x) last vs. UTEP, 2/15/20

MINUTES

S:.....31 vs. Radford, 12/6/20
C:32 vs. Evansville, 11/29/18

Career Superlatives

	Sea.	Car.
10+ Pts:	0	3
20+ Pts:	0	0
5+ Rebs:	0	7
10+ Rebs:	0	0
5+ Asts:	0	2
2+ Blks:	1	3
2+ Stls:	0	15
Double-Double:	0	0



CAREER STATISTICS

			Total		3-Point		F-Throws		Rebounds												Scoring	
Season	gp-gs	min/avg	fg-fga	pct	fg-fga	pct	ft-fa	pct	off	def	tot	avg	pf	fo	ast	to	blk	stl	pts	avg		
2018-19	32-0	653/20.4	43-111	.387	6-23	.261	15-31	.484	54	45	99	3.1	54	0	37	33	7	28	107	3.3		
2019-20	28-6	635/22.7	41-94	.436	6-20	.300	15-33	.455	32	34	66	2.4	61	0	34	19	9	29	103	3.7		
2020-21	3-2	77/25.7	1-9	.111	0-3	.000	0-2	.000	4	4	8	2.7	5	0	4	5	3	1	2	0.7		
TOTAL	63-8	1365/21.7	85-214	.397	12-46	.261	30-66	.455	90	83	173	2.7	120	0	75	57	19	58	212	3.4		



1 Christiana McLean

5-6 | G | Wake Forest, N.C.
Heritage HS

CAREER HIGHS

POINTS

S:
C:

FIELD GOALS

S:
C:

FGA

S:
C:

3-POINTERS

S:
C:

3PTA

S:
C:

FREE THROWS

S:
C:

FTA

S:
C:

REBOUNDS

S:
C:

ASSISTS

S:
C:

BLOCKS

S:
C:

STEALS

S:
C:

MINUTES

S:
C:

Redshirted the 2019-20 season.

Career Superlatives

	Sea.	Car.
10+ Pts:	0	0
20+ Pts:	0	0
5+ Rebs:	0	0
10+ Rebs:	0	0
5+ Asts:	0	0
2+ Blks:	0	0
2+ Stls:	0	0
Double-Double:	0	0



CAREER STATISTICS



2 Kristen Mayo

5-5 | G | Grayson, Ky.
East Carter HS

Opponent	Date	gs	min	Total		3-Pointers		Free throws		Rebounds				pf	a	t/o	blk	stl	pts	avg
				fg-fga	pct	3fg-fga	pct	ft-fa	pct	off	def	tot	avg							
RADFORD	12/6/20	*	29	1-8	.125	0-3	.000	5-6	.833	0	6	6	6.0	2	3	1	0	3	7	7.0
at Kentucky	12/09/20	*	31	1-7	.143	0-4	.000	1-2	.500	0	3	3	4.5	2	1	3	0	2	3	5.0
LOUISIANA TECH	1/1/21	dnp		-	-	-	-	-	-	-	-	-	-	-	-	-	-	-	-	-
LOUISIANA TECH	1/2/21	dnp		-	-	-	-	-	-	-	-	-	-	-	-	-	-	-	-	-
WKU	1/14/21	*	29	7-11	.636	2-6	.333	2-2	1.000	0	5	5	4.7	0	4	1	0	2	18	9.3
Totals		3	89	9-26	.346	2-13	.154	8-10	.800	0	14	14	4.7	4	8	5	0	7	28	9.3

Games played: 3
Minutes/game: 29.7
Points/game: 9.3
FG Pct: 34.6
3FG Pct: 15.4
FT Pct: 80.0

Rebounds/game: 4.7
Assists/game: 2.7
Turnovers/game: 1.7
Assist/turnover ratio: 1.6
Steals/game: 2.3

CAREER HIGHS

POINTS

S:..... 18 vs. WKU, 1/14/21
C:22 vs. USM, 3/11/20

FIELD GOALS

S:..... 7 vs. WKU, 1/14/21
C: 8 (2x) last vs. BGSU, 12/7/19

FGA

S:..... 11 vs. WKU, 1/14/21
C: 14 (3x) last vs. USM, 3/11/20

3-POINTERS

S:..... 2 vs. WKU, 1/14/21
C: 6 vs. Coppin State, 12/1/18

3PTA

S:..... 6 vs. WKU, 1/14/21
C:10 vs. Bowling Green, 12/7/19

FREE THROWS

S:.....5 vs. Radford, 12/6/20
C:7 at Charlotte, 1/16/20

FTA

S:.....6 vs. Radford, 12/6/20
C: 9 (2x) last vs. USM, 3/11/20

REBOUNDS

S:.....6 vs. Radford, 12/6/20
C:8 at UTEP, 1/31/19

ASSISTS

S:..... 4 vs. WKU, 1/14/21
C: . 8 (2x) last vs. Tenn. St. 12/15/18

BLOCKS

S:.....
C:1 (6) last vs. WKU, 1/25/20

STEALS

S:.....3 vs. Radford, 12/6/20
C:5 vs. KCU, 11/5/19

MINUTES

S:..... 31 at #9 Kentucky, 12/9/20
C: 43 vs. LA Tech, 1/24/19

Career Superlatives

	Sea.	Car.
10+ Pts:	1	36
20+ Pts:	0	3
5+ Rebs:	2	17
10+ Rebs:	0	0
5+ Asts:	0	11
2+ Blks:	0	0
2+ Stls:	3	34
Double-Double:	0	0



CAREER STATISTICS

			Total		3-Point		F-Throws		Rebounds											Scoring	
Season	gp-gs	min/avg	fg-fga	pct	fg-fga	pct	ft-fa	pct	off	def	tot	avg	pf	fo	ast	to	blk	stl	pts	avg	
2017-18	29-25	821/28.3	70-214	.327	34-94	.362	31-42	.738	7	67	74	2.6	57	0	85	75	2	31	205	7.1	
2018-19	32-31	963/30.1	79-220	.359	40-132	.303	37-41	.902	6	91	97	3.0	53	1	96	71	2	41	235	7.3	
2019-20	30-30	931/31.0	108-307	.352	46-160	.288	65-92	.707	13	78	91	3.0	54	1	64	49	2	38	327	10.9	
2020-21	3-3	89/29.7	9-26	.346	2-13	.154	8-10	.800	0	14	14	4.7	4	0	8	5	0	7	28	9.3	
TOTAL	94-89	2804/29.8	266-767	.347	122-399	.306	141-185	.762	26	250	276	2.9	168	2	253	200	6	117	795	8.5	



3 CC Mays

5-8 | G | Tampa, Fla.
Seffner Christian Academy

Opponent	Date	gs	min	Total		3-Pointers		Free throws		Rebounds				pf	a	t/o	blk	stl	pts	avg
				fg-fga	pct	3fg-fga	pct	ft-fa	pct	off	def	tot	avg							
RADFORD	12/6/20	*	26	2-8	.250	0-2	.000	0-2	.000	3	2	5	5.0	2	2	0	0	1	4	4.0
at Kentucky	12/09/20	*	19	1-4	.250	1-3	.333	3-4	.750	0	1	1	3.0	5	1	1	0	0	6	5.0
LOUISIANA TECH	1/1/21		16	0-2	.000	0-0	.000	0-0	.000	0	1	1	2.3	5	0	3	0	0	0	3.3
LOUISIANA TECH	1/2/21		20	3-7	.429	0-0	.000	2-2	1.000	2	3	5	3.0	1	3	2	0	0	8	4.5
at Charlotte	01/08/21		25	2-8	.250	0-2	.000	2-3	.667	0	2	2	2.8	3	2	3	0	3	6	4.8
at Charlotte	01/09/21		28	5-14	.357	0-1	.000	1-3	.333	6	7	13	4.5	5	3	1	0	2	11	5.8
WKU	1/14/21		17	2-3	.667	0-0	.000	3-4	.750	1	2	3	4.3	2	3	2	0	1	7	6.0
Totals		2	151	15-46	.326	1-8	.125	11-18	.611	12	18	30	4.3	23	14	12	0	7	42	6.0

CAREER HIGHS

POINTS

S:.....11 at Charlotte, 1/9/21

C:11 at Charlotte, 1/9/21

FIELD GOALS

S:.....5 at Charlotte, 1/9/21

C:5 at Charlotte, 1/9/21

FGA

S:.....14 at Charlotte, 1/9/21

C:14 at Charlotte, 1/9/21

3-POINTERS

S:..... 1 at #9 Kentucky, 12/9/20

C: 1 at #9 Kentucky, 12/9/20

3PTA

S:..... 3 at #9 Kentucky, 12/9/20

C: 3 at #9 Kentucky, 12/9/20

FREE THROWS

S:..... 3 twice, last vs. WKU, 1/14/21

C: 3 twice, last vs. WKU, 1/14/21

FTA

S:..... 4 twice, last vs. WKU, 1/14/21

C: 4 twice, last vs. WKU, 1/14/21

REBOUNDS

S:.....13 at Charlotte, 1/9/21

C:13 at Charlotte, 1/9/21

ASSISTS

S:..... 3 3x, last vs. WKU, 1/14/21

C: 3 3s, last vs. WKU, 1/14/21

BLOCKS

S:.....

C:

STEALS

S:.....3 at Charlotte, 1/8/21

C:3 at Charlotte, 1/8/21

MINUTES

S:.....28 at Charlotte, 1/9/21

C:28 at Charlotte, 1/9/21

Games played: 7
Minutes/game: 21.6
Points/game: 6.0
FG Pct: 32.6
3FG Pct: 12.5
FT Pct: 61.1

Rebounds/game: 4.3
Assists/game: 2.0
Turnovers/game: 1.7
Assist/turnover ratio: 1.2
Steals/game: 1.0

Career Superlatives

	Sea.	Car.
10+ Pts:	1	1
20+ Pts:	0	0
5+ Rebs:	3	3
10+ Rebs:	1	1
5+ Asts:	0	0
2+ Blks:	0	0
2+ Stls:	2	2
Double-Double:	1	1



CAREER STATISTICS

			Total		3-Point		F-Throws		Rebounds											Scoring	
Season	gp-gs	min/avg	fg-fga	pct	fg-fga	pct	ft-fa	pct	off	def	tot	avg	pf	fo	ast	to	blk	stl	pts	avg	
2020-21	7-2	151/21.6	15-46	.326	1-8	.125	11-18	.611	12	18	30	4.3	23	3	14	12	0	7	42	6.0	
TOTAL	7-2	151/21.6	15-46	.326	1-8	.125	11-18	.611	12	18	30	4.3	23	3	14	12	0	7	42	6.0	



4 Savannah Wheeler

5-6 | G | Catlettsburg, Ky.
Boyd County HS

				Total		3-Pointers		Free throws		Rebounds											
Opponent	Date	gs	min	fg-fga	pct	3fg-fga	pct	ft-fla	pct	off	def	tot	avg	pf	a	t/o	blk	stl	pts	avg	
RADFORD	12/6/20	*	27	7-16	.438	3-9	.333	8-12	.667	0	3	3	3.0	0	1	1	1	2	25	25.0	
at Kentucky	12/09/20	*	28	2-10	.200	0-5	.000	5-6	.833	1	2	3	3.0	0	1	1	0	1	9	17.0	
LOUISIANA TECH	1/1/21	*	41	1-7	.143	0-4	.000	5-6	.833	2	9	11	5.7	2	5	7	0	3	7	13.7	
LOUISIANA TECH	1/2/21	*	31	3-10	.300	3-10	.300	7-8	.875	0	2	2	4.8	2	1	2	0	1	16	14.3	
at Charlotte	01/08/21	*	33	4-11	.364	1-3	.333	7-9	.778	1	2	3	4.4	2	2	4	0	0	16	14.6	
at Charlotte	01/09/21	*	42	4-10	.400	1-3	.333	2-3	.667	1	1	2	4.0	2	3	5	0	0	11	14.0	
WKU	1/14/21	*	28	7-16	.438	3-7	.429	3-4	.750	1	2	3	3.9	0	6	0	0	0	20	14.9	
Totals		7	230	28-80	.350	11-41	.268	37-48	.771	6	21	27	3.9	8	19	20	1	7	104	14.9	

Games played: 7
Minutes/game: 32.9
Points/game: 14.9
FG Pct: 35.0
3FG Pct: 26.8
FT Pct: 77.1

Rebounds/game: 3.9
Assists/game: 2.7
Turnovers/game: 2.9
Assist/turnover ratio: 1.0
Steals/game: 1.0
Blocks/game: 0.1

CAREER HIGHS

POINTS

S:.....25 vs. Radford, 12/6/20
C: .25 (2x) last vs. Radford, 12/6/20

FIELD GOALS

S:.....7 twice, last vs. WKU, 1/14/21
C:9 vs. FAU, 2/1/20

FGA

S:....16 twice, last vs. WKU, 1/14/21
C: ..16 twice, last vs. WKU, 1/14/21

3-POINTERS

S:.....3 3x, last vs. WKU, 1/14/21
C:5 vs. Norfolk State, 11/9/19

3PTA

S:.....10 vs. LA Tech, 1/2/21
C:10 vs. LA Tech, 1/2/21

FREE THROWS

S:.....8 vs. Radford, 12/6/20
C:13 vs. USM, 3/11/20

FTA

S:.....12 vs. Radford, 12/6/20
C:14 vs. USM, 3/11/20

REBOUNDS

S:.....11 vs. Louisiana Tech, 1/1/21
C:11 vs. Louisiana Tech, 1/1/21

ASSISTS

S:.....6 vs. WKU, 1/14/21
C:7 vs. Bowling Green, 12/7/19

BLOCKS

S:.....1 vs. Radford, 12/6/20
C:1 (5x) last vs. Radford, 12/6/20

STEALS


S:.....3 vs. Louisiana Tech, 1/1/21
C:5 at Evansville, 11/24/19

MINUTES

S:.....41 vs. Louisiana Tech, 1/1/21
C:41 vs. Louisiana Tech, 1/1/21

Career Superlatives

	Sea.	Car.
10+ Pts:	5	29
20+ Pts:	1	3
5+ Rebs:	1	8
10+ Rebs:	1	1
5+ Asts:	2	6
2+ Blks:	0	0
2+ Stls:	2	14
Double-Double:	0	0



CAREER STATISTICS

			Total		3-Point		F-Throws		Rebounds											Scoring	
Season	gp-gs	min/avg	fg-fga	pct	fg-fga	pct	ft-fita	pct	off	def	tot	avg	pf	fo	ast	to	blk	stl	pts	avg	
2019-20	30-17	873/29.1	113-290	.390	47-140	.336	130-155	.839	19	77	96	3.2	89	3	83	74	4	41	403	13.4	
2020-21	7-7	230/32.9	28-80	.350	11-41	.268	37-48	.771	6	21	27	3.9	8	0	19	20	1	7	104	14.9	
TOTAL	37-24	1103/29.8	141-370	.381	58-181	.320	167-203	.823	25	98	123	3.3	97	3	102	94	5	48	507	13.7	

5 Samantha LaFon

6-0 | F | Chesapeake, Ohio
Ironton HS

CAREER HIGHS

POINTS

S:.....

C:

FIELD GOALS

S:.....

C:

FGA

S:.....

C:

3-POINTERS

S:.....

C:

3PTA

S:.....

C:

FREE THROWS

S:.....

C:

FTA

S:.....

C:

REBOUNDS

S:.....

C:

ASSISTS

S:.....

C:

BLOCKS

S:.....

C:

STEALS

S:.....

C:

MINUTES

S:.....

C:

Career Superlatives

	Sea.	Car.
10+ Pts:	0	0
20+ Pts:	0	0
5+ Rebs:	0	0
10+ Rebs:	0	0
5+ Asts:	0	0
2+ Blks:	0	0
2+ Stls:	0	0
Double-Double:	0	0

CAREER STATISTICS



11 Ksenija Mitric

5-8 | G | Banja Luka, Bosnia & Herzegovina | Celje Basketball Club

Opponent	Date	gs	min	Total		3-Pointers		Free throws		Rebounds				pf	a	t/o	blk	stl	pts	avg
				fg-fga	pct	3fg-fga	pct	ft-fa	pct	off	def	tot	avg							
RADFORD	12/6/20		22	3-10	.300	2-6	.333	0-0	.000	0	2	2	2.0	1	3	0	0	0	8	8.0
at Kentucky	12/09/20		17	0-4	.000	0-4	.000	0-0	.000	0	2	2	2.0	0	3	3	0	0	0	4.0
Totals		0	39	3-14	.214	2-10	.200	0-0	.000	0	4	4	2.0	1	6	3	0	0	8	4.0

Games played: 2
Minutes/game: 19.5
Points/game: 4.0
FG Pct: 21.4
3FG Pct: 20.0

Rebounds/game: 2.0
Assists/game: 3.0
Turnovers/game: 1.5
Assist/turnover ratio: 2.0

CAREER HIGHS

POINTS
S:.....8 vs. Radford, 12/6/20
C:Same

FIELD GOALS
S:.....3 vs. Radford, 12/6/20
C:Same

FGA
S:.....10 vs. Radford, 12/6/20
C:Same

3-POINTERS
S:.....2 vs. Radford, 12/6/20
C:Same

3PTA
S:.....6 vs. Radford, 12/6/20
C:Same

FREE THROWS
S:.....
C:

FTA
S:.....
C:

REBOUNDS
S:2 (2x) last at #9 Kentucky, 12/9/20
C:Same

ASSISTS
S:3 (2x) last at #9 Kentucky, 12/9/20
C:Same

BLOCKS
S:.....
C:

STEALS
S:.....
C:

MINUTES
S:.....22 vs. Radford, 12/6/20
C:Same

Career Superlatives		
	Sea.	Car.
10+ Pts:	0	0
20+ Pts:	0	0
5+ Rebs:	0	0
10+ Rebs:	0	0
5+ Asts:	0	0
2+ Blks:	0	0
2+ Stls:	0	0
Double-Double:	0	0



CAREER STATISTICS																				
			Total		3-Point		F-Throws		Rebounds										Scoring	
Season	gp-gs	min/avg	fg-fga	pct	fg-fga	pct	ft-fa	pct	off	def	tot	avg	pf	fo	ast	to	blk	stl	pts	avg
2020-21	2-0	39/19.5	3-14	.214	2-10	.200	0-0	.000	0	4	4	2.0	1	0	6	3	0	0	8	4.0
TOTAL	2-0	39/19.5	3-14	.214	2-10	.200	0-0	.000	0	4	4	2.0	1	0	6	3	0	0	8	4.0



20 Taylor Pearson

5-7 | F | Columbus, Ohio
Northland HS

Opponent	Date	gs	min	Total		3-Pointers		Free throws		Rebounds											
				fg-fga	pct	3fg-fga	pct	ft-fa	pct	off	def	tot	avg	pf	a	t/o	blk	stl	pts	avg	
RADFORD	12/6/20		dnp	-	-	-	-	-	-	-	-	-	-	-	-	-	-	-	-	-	
LOUISIANA TECH	1/1/21	*	41	6-11	.545	3-8	.375	1-2	.500	0	6	6	6.0	1	3	1	2	0	16	16.0	
LOUISIANA TECH	1/2/21	*	33	3-9	.333	1-4	.250	3-4	.750	1	3	4	5.0	4	1	4	0	1	10	13.0	
at Charlotte	01/08/21	*	31	3-10	.300	0-4	.000	1-1	1.000	0	3	3	4.3	2	2	2	0	2	7	11.0	
at Charlotte	01/09/21	*	38	2-11	.182	0-4	.000	1-2	.500	0	6	6	4.8	4	1	4	0	1	5	9.5	
WKU	1/14/21	*	23	4-8	.500	2-4	.500	0-0	.000	0	4	4	4.6	2	2	1	1	0	10	9.6	
Totals			5	166	18-49	.367	6-24	.250	6-9	.667	1	22	23	4.6	13	9	12	3	4	48	9.6

Games played: 5
Minutes/game: 33.2
Points/game: 9.6
FG Pct: 36.7
3FG Pct: 25.0
FT Pct: 66.7

Rebounds/game: 4.6
Assists/game: 1.8
Turnovers/game: 2.4
Assist/turnover ratio: 0.8
Steals/game: 0.8
Blocks/game: 0.6

CAREER HIGHS

POINTS

S:..... 16 vs. Louisiana Tech, 1/1/21
C:24 at WKU, 2/20/20

FIELD GOALS

S:..... 6 vs. Louisiana Tech, 1/1/21
C:10 at WKU, 2/20/20

FGA

S:..... 11 2x, last at Charlotte, 1/8/21
C:15 at WKU, 2/20/20

3-POINTERS

S:..... 3 vs. Louisiana Tech, 1/1/21
C:6 at USM, 2/6/20

3PTA

S:..... 8 vs. Louisiana Tech, 1/1/21
C:9 at USM, 2/6/20

FREE THROWS

S:..... 3 vs. Louisiana Tech, 1/1/21
C:6 (3x) last vs. FAU, 2/1/20

FTA

S:..... 4 vs. Louisiana Tech, 1/2/21
C:8 (2x) last vs. WKU, 1/25/20

REBOUNDS

S:.. 6 twice, last at Charlotte, 1/9/21
C:12 (2x) last vs. UTEP, 3/13/19

ASSISTS

S:..... 3 vs. Louisiana Tech, 1/1/21
C:5 (2x) last vs. KCU, 11/5/19

BLOCKS

S:..... 2 vs. Louisiana Tech, 1/1/21
C: .. 2 twice, last vs. LA Tech, 1/1/21

STEALS

S:.....2 at Charlotte, 1/8/21
C:3 vs. KCU, 12/18/19

MINUTES

S:..... 41 vs. Louisiana Tech, 1/1/21
C:44 vs. UTEP, 3/13/19

Career Superlatives

	Sea.	Car.
10+ Pts:	3	33
20+ Pts:	0	2
5+ Rebs:	2	46
10+ Rebs:	0	3
5+ Asts:	0	2
2+ Blks:	2	3
2+ Stls:	1	13
Double-Double:	0	2



CAREER STATISTICS

			Total		3-Point		F-Throws		Rebounds											Scoring	
Season	gp-gs	min/avg	fg-fga	pct	fg-fga	pct	ft-fa	pct	off	def	tot	avg	pf	fo	ast	to	blk	stl	pts	avg	
2017-18	29-4	572/19.7	54-140	.386	14-51	.275	40-55	.727	33	61	94	3.2	57	0	30	44	2	13	162	5.6	
2018-19	30-26	742/24.7	68-188	.362	11-59	.186	28-53	.528	44	123	167	5.6	66	0	32	54	2	22	175	5.8	
2019-20	30-28	885/29.5	111-262	.424	53-134	.396	58-79	.734	33	124	157	5.2	68	1	45	65	4	19	333	11.1	
2020-21	5-5	166/33.2	18-49	.367	6-24	.250	6-9	.667	1	22	23	4.6	13	0	9	12	3	4	48	9.6	
TOTAL	94-63	2365/25.2	251-639	.393	84-268	.313	132-196	.673	111	330	441	4.7	204	1	116	175	11	58	718	7.6	



21 Sarah Liberatore

5-10 | G | Greensburg, Pa.
Hempfield Area HS

Opponent	Date	gs	min	Total		3-Pointers		Free throws		Rebounds				pf	a	t/o	blk	stl	pts	avg
				fg-fga	pct	3fg-fga	pct	ft-fa	pct	off	def	tot	avg							
RADFORD	12/6/20	5		0-1	.000	0-1	.000	0-0	.000	0	0	0	0.0	0	0	1	0	0	0	0.0
at Kentucky	12/09/20	2		0-0	.000	0-0	.000	0-0	.000	0	0	0	0.0	1	0	1	0	0	0	0.0
LOUISIANA TECH	1/1/21	9		1-3	.333	1-2	.500	0-0	.000	0	0	0	0.0	0	0	1	0	0	3	1.0
LOUISIANA TECH	1/2/21	8		1-2	.500	0-1	.000	0-1	.000	0	0	0	0.0	0	0	0	0	1	2	1.3
at Charlotte	01/08/21	13		1-2	.500	1-2	.500	0-0	.000	0	1	1	0.2	0	0	0	0	0	3	1.6
at Charlotte	01/09/21	4		0-0	.000	0-0	.000	0-0	.000	0	0	0	0.2	0	0	0	0	0	0	1.3
WKU	1/14/21	2		1-1	1.000	1-1	1.000	0-0	.000	0	0	0	0.1	0	0	0	0	0	3	1.6
Totals		0	43	4-9	.444	3-7	.429	0-1	.000	0	1	1	0.1	1	0	3	0	1	11	1.6

Games played: 7

Minutes/game: 6.1

Points/game: 1.6

FG Pct: 44.4

3FG Pct: 42.9

FT Pct: 0.0

Rebounds/game: 0.1

Turnovers/game: 0.4

Steals/game: 0.1

CAREER HIGHS

POINTS

S:..... 3 3x, last vs. WKU, 1/14/21

C: 3 3x, last vs. WKU, 1/14/21

FIELD GOALS

S:..... 1 4x, last vs. WKU, 1/14/21

C: 1 4x, last vs. WKU, 1/14/21

FGA

S:..... 3 vs. LA Tech, 1/1/21

C: 3 vs. LA Tech, 1/1/21

3-POINTERS

S:..... 1 3x, last vs. WKU, 1/14/21

C: 1 3x, last vs. WKU, 1/14/21

3PTA

S: 2 twice, last at Charlotte, 1/8/21

C: 2 twice, last at Charlotte, 1/8/21

FREE THROWS

S:.....

C:

FTA

S:..... 1 vs. LA Tech, 1/1/21

C: 1 vs. LA Tech, 1/1/21

REBOUNDS

S:..... 1 at Charlotte, 1/8/21

C: 1 at Charlotte, 1/8/21

ASSISTS

S:.....

C:

BLOCKS

S:.....

C:

STEALS

S:..... 1 vs. LA Tech, 1/1/21

C: 1 vs. LA Tech, 1/1/21

MINUTES

S:..... 13 at Charlotte, 1/8/21

C: 13 at Charlotte, 1/8/21

Career Superlatives

	Sea.	Car.
10+ Pts:	0	0
20+ Pts:	0	0
5+ Rebs:	0	0
10+ Rebs:	0	0
5+ Asts:	0	0
2+ Blks:	0	0
2+ Stls:	0	0
Double-Double:	0	0



CAREER STATISTICS

			Total		3-Point		F-Throws		Rebounds										Scoring	
Season	gp-gs	min/avg	fg-fga	pct	fg-fga	pct	ft-fa	pct	off	def	tot	avg	pf	fo	ast	to	blk	stl	pts	avg
2020-21	7-0	43/6.1	4-9	.444	3-7	.429	0-1	.000	0	1	1	0.1	1	0	0	3	0	1	11	1.6
TOTAL	7-0	43/6.1	4-9	.444	3-7	.429	0-1	.000	0	1	1	0.1	1	0	0	3	0	1	11	1.6



23 Alexis Johnson

5-10 | F | Southfield, Mich.
Southfield HS for the Arts & Tech.

Opponent	Date	gs	min	Total		3-Pointers		Free throws		Rebounds				pf	a	t/o	blk	stl	pts	avg
				fg-fga	pct	3fg-fga	pct	ft-fa	pct	off	def	tot	avg							
RADFORD	12/6/20		21	6-11	.545	0-2	.000	0-2	.000	5	4	9	9.0	1	1	0	0	1	12	12.0
at Kentucky	12/09/20		25	6-9	.667	2-2	1.000	2-4	.500	2	2	4	6.5	3	0	1	0	3	16	14.0
LOUISIANA TECH	1/1/21	*	34	7-11	.636	0-1	.000	2-2	1.000	0	11	11	8.0	2	0	3	0	1	16	14.7
LOUISIANA TECH	1/2/21	*	29	2-6	.333	0-1	.000	0-0	.000	1	6	7	7.8	1	0	1	0	1	4	12.0
at Charlotte	01/08/21	*	25	4-7	.571	1-4	.250	0-0	.000	3	6	9	8.0	3	0	3	0	2	9	11.4
at Charlotte	01/09/21	*	31	5-16	.313	1-4	.250	0-1	.000	5	9	14	9.0	3	1	2	0	1	11	11.3
WKU	1/14/21		13	3-3	1.000	0-0	.000	0-0	.000	2	1	3	8.1	2	0	1	0	2	6	10.6
Totals		4	178	33-63	.524	4-14	.286	4-9	.444	18	39	57	8.1	15	2	11	0	11	74	10.6

Games played: 7
Minutes/game: 25.4
Points/game: 10.6
FG Pct: 52.4
3FG Pct: 28.6
FT Pct: 44.4

Rebounds/game: 8.1
Assists/game: 0.3
Turnovers/game: 1.6
Assist/turnover ratio: 0.2
Steals/game: 1.6

CAREER HIGHS

POINTS

S: 16 twice, last vs. LA Tech, 1/1/21
S: 16 twice, last vs. LA Tech, 1/1/21

FIELD GOALS

S: 7 vs. LA Tech, 1/1/21
C: 7 vs. LA Tech, 1/1/21

FGA

S: 16 at Charlotte, 1/9/21
C: 16 at Charlotte, 1/9/21

3-POINTERS

S: 2 at #9 Kentucky, 12/9/20
C: 2 at #9 Kentucky, 12/9/20

3PTA

S: 4 twice, last at Charlotte, 1/9/21
C: 4 twice, last at Charlotte, 1/9/21

FREE THROWS

S: ... 2 twice, last vs. LA Tech, 1/1/21
C: 2 (4x) last vs. LA Tech, 1/1/21

FTA

S: 4 at #9 Kentucky, 12/9/20
C: 4 (2x) last at #9 Kentucky, 12/9/20

REBOUNDS

S: 14 at Charlotte, 1/9/21
C: 14 at Charlotte, 1/9/21

ASSISTS

S: 1 twice, last at Charlotte, 1/9/21
C: 1 (4x) last at Charlotte, 1/9/21

BLOCKS

S:
C: N/A

STEALS

S: 3 at #9 Kentucky, 12/9/20
C: 3 (2x) last at #9 Kentucky, 12/9/20

MINUTES

S: 34 vs. LA Tech, 1/1/21
C: 34 vs. LA Tech, 1/1/21

Career Superlatives

	Sea.	Car.
10+ Pts:	4	4
20+ Pts:	0	0
5+ Rebs:	5	5
10+ Rebs:	2	2
5+ Asts:	0	0
2+ Blks:	0	0
2+ Stls:	3	4
Double-Double:	2	2



CAREER STATISTICS

			Total		3-Point		F-Throws		Rebounds										Scoring	
Season	gp-gs	min/avg	fg-fga	pct	fg-fga	pct	ft-fa	pct	off	def	tot	avg	pf	fo	ast	to	blk	stl	pts	avg
2019-20	15-0	88/5.9	11-23	.478	1-4	.250	4-10	.400	6	18	24	1.6	18	0	2	7	0	6	27	1.8
2020-21	7-4	178/25.4	33-63	.524	4-14	.286	4-9	.444	18	39	57	8.1	15	0	2	11	0	11	74	10.6
TOTAL	22-4	266/12.1	44-86	.512	5-18	.278	8-19	.421	24	57	81	3.7	33	0	4	18	0	17	101	4.6



24

Kennedi Colclough

6-0 | F | Crofton, Md.
Stetson University

Opponent	Date	gs	min	Total		3-Pointers		Free throws		Rebounds										
				fg-fga	pct	3fg-fga	pct	ft-fa	pct	off	def	tot	avg	pf	a	t/o	blk	stl	pts	avg
RADFORD	12/6/20		dnp	-	-	-	-	-	-	-	-	-	-	-	-	-	-	-	-	-
LOUISIANA TECH	1/1/21	*	29	2-6	.333	0-1	.000	0-0	.000	2	2	4	4.0	4	2	3	4	1	4	4.0
LOUISIANA TECH	1/2/21	*	26	4-6	.667	0-0	.000	0-0	.000	1	2	3	3.5	2	2	2	2	0	8	6.0
at Charlotte	01/08/21	*	24	1-6	.167	0-3	.000	2-2	1.000	3	4	7	4.7	5	2	1	0	0	4	5.3
at Charlotte	01/09/21	*	33	4-14	.286	0-3	.000	2-2	1.000	4	3	7	5.3	1	1	0	1	1	10	6.5
WKU	1/14/21	*	18	2-2	1.000	0-0	.000	0-0	.000	0	1	1	4.4	1	0	0	0	1	4	6.0
Totals		5	130	13-34	.382	0-7	.000	4-4	1.000	10	12	22	4.4	13	7	6	7	3	30	6.0
Games played: 5																				
Minutes/game: 26.0																				
Points/game: 6.0																				
FG Pct: 38.2																				
3FG Pct: 0.0																				
FT Pct: 100.0																				
Rebounds/game: 4.4																				
Assists/game: 1.4																				
Turnovers/game: 1.2																				
Assist/turnover ratio: 1.2																				
Steals/game: 0.6																				
Blocks/game: 1.4																				

CAREER HIGHS

POINTS

S:.....10 at Charlotte, 1/9/21
C: ... 25 vs. Trinity Baptist, 11/23/19

FIELD GOALS

S:.. 4 twice, last at Charlotte, 1/9/21
C: ... 10 vs. Trinity Baptist, 11/23/19

FGA

S:.....14 at Charlotte, 1/9/21
C: 17 vs. Florida, 11/22/17

3-POINTERS

S:.....
C: ...2 (2x) last vs. Florida, 11/22/17

3PTA

S:.. 3 twice, last at Charlotte, 1/9/21
C: 4 vs. Florida, 11/22/17

FREE THROWS

S:.. 2 twice, last at Charlotte, 1/9/21
C: 8 vs. Webber Int., 11/11/16

FTA

S:.....2 at Charlotte, 1/9/21
C: 12 vs. Webber Int., 11/11/16

REBOUNDS

S:.. 7 twice, last at Charlotte, 1/9/21
C:13 (2x) last at Jacksonville, 1/18/20

ASSISTS

S:..... 2 3x, last vs. Charlotte, 1/8/21
C: ...4 vs. Delaware State, 12/30/17

BLOCKS

S:..... 4 vs. Louisiana Tech, 1/1/21
C: 4 vs. Louisiana Tech, 1/1/21

STEALS

S:..... 1 3x, last vs. WKU, 1/14/21
C 3 vs. Chattanooga, 11/15/17

MINUTES

S:.....33 at Charlotte, 1/9/21
C:40 (2x) last vs. WKU, 12/16/17

Career Superlatives

	Sea.	Car.
10+ Pts:	1	27
20+ Pts:	0	3
5+ Rebs:	2	31
10+ Rebs:	0	6
5+ Asts:	0	0
2+ Blks:	2	5
2+ Stls:	0	11
Double-Double:	0	6

CAREER STATISTICS (From Stetson University)

	GP	GS	MIN	AVG	FG	FGA	PCT	FG	FGA	PCT	FT	FTA	PCT	OFF	DEF	TOT	AVG	PF	FO	AST	AST/G	T/O	BLK	STL	PTS	AVG
2016-17	30	4	401	13.4	59	109	.541	2	4	.500	24	39	.615	43	51	94	3.1	58	0	15	0.5	24	8	14	144	4.8
2017-18	17	17	564	33.2	87	185	.470	3	16	.188	44	54	.815	36	79	115	6.8	42	2	29	1.7	50	2	14	221	13.0
2018-19	1	0	7	7.0	1	2	.500	0	0	.000	1	2	.500	1	1	2	2.0	1	0	0	0.0	1	0	0	3	3.0
2019-20	23	6	414	18.0	62	133	.466	0	6	.000	29	50	.580	31	69	100	4.3	44	2	18	0.8	41	8	12	153	6.7
Total	71	27	1386	19.5	209	429	.487	5	26	.192	98	145	.676	111	200	311	4.4	145	4	62	0.9	116	18	40	521	7.3

CAREER STATISTICS (From Marshall)

Season	gp-gs	min/avg	Total fg-fga	pct	3-Point fg-fga	pct	F-Throws ft-fa	pct	Rebounds off	def	tot	avg	pf	fo	ast	to	blk	stl	Scoring pts	avg
2020-21	5-5	130/26.0	13-34	.382	0-7	.000	4-4	1.000	10	12	22	4.4	13	1	7	6	7	3	30	6.0
TOTAL	5-5	130/26.0	13-34	.382	0-7	.000	4-4	1.000	10	12	22	4.4	13	1	7	6	7	3	30	6.0



25 Mahogany Matthews

6-1 | F | York, Pa.

Ole Miss

Opponent	Date	gs	min	Total		3-Pointers		Free throws		Rebounds				pf	a	t/o	blk	stl	pts	avg
				fg-fga	pct	3fg-fga	pct	ft-fa	pct	off	def	tot	avg							
RADFORD	12/6/20		14	1-2	.500	0-0	.000	0-0	.000	2	0	2	2.0	4	0	3	2	0	2	2.0
at Kentucky	12/09/20		15	1-3	.333	0-0	.000	3-4	.750	1	1	2	2.0	2	0	1	0	0	5	3.5
LOUISIANA TECH	1/1/21		21	0-3	.000	0-0	.000	1-4	.250	3	2	5	3.0	5	0	1	7	0	1	2.7
LOUISIANA TECH	1/2/21		25	1-2	.500	0-0	.000	0-0	.000	1	3	4	3.3	3	1	3	5	1	2	2.5
at Charlotte	01/08/21		21	2-8	.250	0-0	.000	0-0	.000	3	2	5	3.6	2	0	2	2	2	4	2.8
at Charlotte	01/09/21		17	0-2	.000	0-2	.000	0-0	.000	1	0	1	3.2	5	0	2	4	0	0	2.3
WKU	1/14/21		15	2-7	.286	0-0	.000	0-0	.000	0	0	0	2.7	3	0	0	3	0	4	2.6
Totals		0	128	7-27	.259	0-2	.000	4-8	.500	11	8	19	2.7	24	1	12	23	3	18	2.6

Games played: 7

Minutes/game: 18.3

Points/game: 2.6

FG Pct: 25.9

3FG Pct: 0.0

FT Pct: 50.0

Rebounds/game: 2.7

Assists/game: 0.1

Turnovers/game: 1.7

Assist/turnover ratio: 0.1

Steals/game: 0.4

Blocks/game: 3.3

CAREER HIGHS

POINTS

S:..... 5 at #9 Kentucky, 12/9/20

C: 5 at #9 Kentucky, 12/9/20

FIELD GOALS

S:..... 2 twice, last vs. WKU, 1/14/21

C: 2 (4x) last vs. WKU, 1/14/21

FGA

S:..... 8 at Charlotte, 1/8/21

C: 8 at Charlotte, 1/8/21

3-POINTERS

S:.....

C: N/A

3PTA

S:..... 2 at Charlotte, 1/9/21

C: 2 at Charlotte, 1/9/21

FREE THROWS

S:..... 3 at #9 Kentucky, 12/9/20

C: 3 at #9 Kentucky, 12/9/20

FTA

S:.... 4 twice, last vs. LA Tech, 1/1/21

C: .. 4 twice, last vs. LA Tech, 1/1/21

REBOUNDS

S:.. 5 twice, last at Charlotte, 1/8/21

C: 6 vs. Florida, 3/6/19

ASSISTS

S:..... 1 vs. Louisiana Tech, 1/2/21

C: 4 vs. North Florida, 12/28/18

BLOCKS

S:..... 7 vs. LA Tech, 1/1/21

C: 7 vs. LA Tech, 1/1/21

STEALS

S:..... 2 at Charlotte, 1/8/21

C: .. 2 twice, last at Charlotte, 1/9/21

MINUTES

S:..... 25 vs. Louisiana Tech, 1/2/21

C: 25 vs. Louisiana Tech, 1/2/21

Redshirted the 2019-20 season due to NCAA transfer rules.

Career Superlatives		
	Sea.	Car.
10+ Pts:	0	0
20+ Pts:	0	0
5+ Rebs:	2	4
10+ Rebs:	0	0
5+ Asts:	0	0
2+ Blks:	5	6
2+ Stls:	1	2
Double-Double:	0	0



CAREER STATISTICS (Ole Miss)

	GP	GS	MIN	AVG	FG	FGA	PCT	FG	FGA	PCT	FT	FTA	PCT	OFF	DEF	TOT	AVG	PF	FO	AST	AST/G	T/O	BLK	STL	PTS	AVG
2018-19	22	6	203	9.2	11	32	.344	0	0	.000	1	2	.500	21	21	42	1.9	24	1	6	0.3	13	7	9	23	1.0
Total	22	6	203	9.2	11	32	.344	0	0	.000	1	2	.500	21	21	42	1.9	24	1	6	0.3	13	7	9	23	1.0

CAREER STATISTICS (Marshall)

Season	gp-gs		min/avg	Total		3-Point		F-Throws		Rebounds				Scoring				
	gp	gs		fg-fga	pct	fg-fga	pct	ft-fa	pct	off	def	tot	avg	pf	fo	ast	to	blk
2020-21	7	0	128/18.3	7-27	.259	0-2	.000	4-8	.500	11	8	19	2.7	24	2	1	12	23
TOTAL	7	0	128/18.3	7-27	.259	0-2	.000	4-8	.500	11	8	19	2.7	24	2	1	12	23



32 Paige Shy

5-10 | G | Huntington, W.Va.
St. Joseph Central Catholic HS

Opponent	Date	gs	min	Total		3-Pointers		Free throws		Rebounds				pf	a	t/o	blk	stl	pts	avg
				fg-fga	pct	3fg-fga	pct	ft-fga	pct	off	def	tot	avg							
RADFORD	12/6/20		dnp	-	-	-	-	-	-	-	-	-	-	-	-	-	-	-	-	-
at Kentucky	12/09/20		11	1-2	.500	0-1	.000	0-0	.000	1	0	1	1.0	2	0	2	0	0	2	2.0
LOUISIANA TECH	1/1/21	*	34	1-8	.125	1-7	.143	1-2	.500	0	2	2	1.5	3	1	2	1	0	4	3.0
LOUISIANA TECH	1/2/21	*	28	3-5	.600	3-5	.600	2-4	.500	0	9	9	4.0	2	3	1	0	1	11	5.7
at Charlotte	01/08/21	*	28	2-5	.400	1-4	.250	0-0	.000	1	2	3	3.8	1	1	4	0	0	5	5.5
at Charlotte	01/09/21	*	32	2-5	.400	2-5	.400	2-2	1.000	1	4	5	4.0	5	0	1	0	1	8	6.0
WKU	1/14/21		17	1-5	.200	1-5	.200	0-0	.000	1	1	2	3.7	3	1	2	0	0	3	5.5
Totals		4	150	10-30	.333	8-27	.296	5-8	.625	4	18	22	3.7	16	6	12	1	2	33	5.5

Games played: 6
Minutes/game: 25.0
Points/game: 5.5
FG Pct: 33.3
3FG Pct: 29.6
FT Pct: 62.5

Rebounds/game: 3.7
Assists/game: 1.0
Turnovers/game: 2.0
Assist/turnover ratio: 0.5
Steals/game: 0.3
Blocks/game: 0.2

CAREER HIGHS

POINTS

S:..... 11 vs. Louisiana Tech, 1/2/21
C: 11 vs. Louisiana Tech, 1/2/21

FIELD GOALS

S:..... 3 vs. Louisiana Tech, 1/2/21
C: 4 vs. North Texas, 2/29/20

FGA

S:..... 8 vs. Louisiana Tech, 1/1/21
C: 9 (2x) last vs. NT, 2/29/20

3-POINTERS

S:..... 3 vs. Louisiana Tech, 1/2/21
C: 3 vs. Louisiana Tech, 1/2/21

3PTA

S:..... 7 vs. Louisiana Tech, 1/1/21
C: 9 at Rutgers, 12/15/19

FREE THROWS

S:.. 2 twice, last at Charlotte, 1/9/21
C: 3 vs. AB, 11/27/19

FTA

S:..... 4 vs. Louisiana Tech, 1/2/21
C: 4 vs. Louisiana Tech, 1/2/21

REBOUNDS

S:..... 9 vs. Louisiana Tech, 1/2/21
C: 9 vs. Louisiana Tech, 1/2/21

ASSISTS

S:..... 3 vs. Louisiana Tech, 1/2/21
C: .. 3 twice, last vs. LA Tech, 1/2/21

BLOCKS

S:..... 1 vs. Louisiana Tech, 1/1/21
C: 1 (4x) last vs. La Tech, 1/1/21

STEALS

S:.. 1 twice, last at Charlotte, 1/9/21
C: 1 (7x) last at Charlotte, 1/9/21

MINUTES

S:..... 34 vs. Louisiana Tech, 1/1/21
C: 34 vs. Louisiana Tech, 1/1/21

Career Superlatives

	Sea.	Car.
10+ Pts:	1	2
20+ Pts:	0	0
5+ Rebs:	2	4
10+ Rebs:	0	0
5+ Asts:	0	0
2+ Blks:	0	0
2+ Stls:	0	0
Double-D:	0	0



CAREER STATISTICS

			Total		3-Point		F-Throws		Rebounds											Scoring	
Season	gp-gs	min/avg	fg-fga	pct	fg-fga	pct	ft-fga	pct	off	def	tot	avg	pf	fo	ast	to	blk	stl	pts	avg	
2019-20	28-0	322/11.5	27-96	.281	18-77	.234	13-17	.765	16	49	65	2.3	25	0	12	24	3	5	85	3.0	
2020-21	6-4	150/25.0	10-30	.333	8-27	.296	5-8	.625	4	18	22	3.7	16	1	6	12	1	2	33	5.5	
TOTAL	34-4	472/13.9	37-126	.294	26-104	.250	18-25	.720	20	67	87	2.6	41	1	18	36	4	7	118	3.5	



34 Lorelei Roper

6-1 | F/C | Charlotte, N.C.
Carmel Christian HS

Opponent	Date	gs	min	Total		3-Pointers		Free throws		Rebounds				pf	a	t/o	blk	stl	pts	avg
				fg-fga	pct	3fg-fga	pct	ft-fa	pct	off	def	tot	avg							
RADFORD	12/6/20	*	25	4-6	.667	0-0	.000	1-2	.500	4	4	8	8.0	3	0	1	0	2	9	9.0
at Kentucky	12/09/20	*	25	2-3	.667	0-0	.000	0-0	.000	0	2	2	5.0	0	1	0	0	0	4	6.5
LOUISIANA TECH	1/1/21		dnp	-	-	-	-	-	-	-	-	-	-	-	-	-	-	-	-	-
LOUISIANA TECH	1/2/21		dnp	-	-	-	-	-	-	-	-	-	-	-	-	-	-	-	-	-
WKU	1/14/21	*	19	3-7	.429	0-0	.000	0-0	.000	0	3	3	4.3	2	0	1	0	1	6	6.3
Totals		3	69	9-16	.563	0-0	.000	1-2	.500	4	9	13	4.3	5	1	2	0	3	19	6.3

Games played: 3
Minutes/game: 23.0
Points/game: 6.3
FG Pct: 56.3
FT Pct: 50.0

Rebounds/game: 4.3
Assists/game: 0.3
Turnovers/game: 0.7
Assist/turnover ratio: 0.5
Steals/game: 1.0

CAREER HIGHS

POINTS

S:.....9 vs. Radford, 12/6/20
C:10 vs. AB, 11/27/19

FIELD GOALS

S:.....4 vs. Radford, 12/6/20
C:5 vs. AB, 11/27/19

FGA

S:.....7 vs. WKU, 1/14/21
C:9 vs. Cleveland St., 12/8/18

3-POINTERS

S:.....
C: N/A

3PTA

S:.....
C:1 at Rice, 1/2/20

FREE THROWS

S:.....1 vs. Radford, 12/6/20
C:3 at App. State, 11/25/18

FTA

S:.....2 vs. Radford, 12/6/20
C:5 (2x) last at FAU, 1/17/19

REBOUNDS

S:.....8 vs. Radford, 12/6/20
C:10 vs. UTSA, 2/13/20

ASSISTS

S:.....1 at #9 Kentucky, 12/9/20
C:2 (3x) last at FIU, 3/5/20

BLOCKS

S:.....
C:4 vs. Cleveland St., 12/8/18

STEALS

S:.....2 vs. Radford, 12/6/20
C:2 (2x) last vs. Radford, 12/6/20

MINUTES

S:....25 (2x) at #9 Kentucky, 12/9/20
C:28 (2x) last at FIU, 3/5/20

Career Superlatives

	Sea.	Car.
10+ Pts:	0	1
20+ Pts:	0	0
5+ Rebs:	1	12
10+ Rebs:	0	0
5+ Asts:	0	0
2+ Blks:	0	3
2+ Stls:	1	2
Double-Double:	0	0



CAREER STATISTICS

Season	gp-gs	min/avg	Total		3-Point		F-Throws		Rebounds				Scoring	
			fg-fga	pct	fg-fga	pct	ft-fa	pct	off	def	tot	avg	pts	avg
2018-19	28-1	385/13.8	36-89	.404	0-0	.000	19-41	.463	31	59	90	3.2	63	3.3
2019-20	22-3	269/12.2	24-59	.407	0-1	.000	3-13	.231	24	45	69	3.1	28	2.3
2020-21	3-3	69/23.0	9-16	.563	0-0	.000	1-2	.500	4	9	13	4.3	5	6.3
TOTAL	53-7	723/13.6	69-164	.421	0-1	.000	23-56	.411	59	113	172	3.2	96	3.0

TV/RADIO ROSTER



0 KIA SIVILS
G - 5-7 - JR
LOUISVILLE, KY.



1 CHRISTIANA MCLEAN
G - 5-6 - RS-FR
WAKE FOREST, N.C.




2 KRISTEN MAYO
G - 5-5 - SR
GRAYSON, KY.



3 CC MAYS
G - 5-8 - FR
TAMPA, FLA.



4 SAVANNAH WHEELER
G - 5-6 - SO
CATLETTSBURG, KY.



5 SAMANTHA LAFON
F - 6-0 - FR
CHESAPEAKE, OHIO



11 KSENIJA MITRIC
G - 5-8 - FR
BANJA LUKA, BOSNIA &
HERZEGOVINA




20 TAYLOR PEARSON
F - 5-7 - SR
COLUMBUS, OHIO



21 SARAH LIBERATORE
G - 5-10 - FR
GREENSBURG, PA.



23 ALEXIS JOHNSON
F - 5-10 - SO
SOUTHFIELD, MICH.



24 KENNEDI COLCLOUGH
F - 6-0 - GRAD
CROFTON, MD.



25 MAHOGANY MATTHEWS
F - 6-1 - RS-SO
YORK, PA.



30 AARIONNA REDMAN
F/G - 5-10 - FR
PICKERINGTON, OHIO



32 PAIGE SHY
G - 5-10 - SO
HUNTINGTON, W.VA.



34 LORELEI ROPER
F/C - 6-1 - JR
CHARLOTTE, N.C.



TONY KEMPER
HEAD COACH
FOURTH SEASON



ADRIA CRAWFORD
ASSISTANT COACH
THIRD SEASON



LAZAR MILINKOVIC
ASSISTANT COACH
FIFTH SEASON



ELIZABETH BROWN
DBO/ASST. COACH
THIRD SEASON