2019-20 MARSHALL WOMEN'S BASKETBALL

GAME NOTES

#FightLikeCrazy

Jason Corriher, Marshall Sports Information | Email: corriher@marshall.edu
O: 304-696-4660 | C: 740-331-1497 | Twitter:@HerdWBB | Website: www.HerdZone.com

GAME INFORMATION

Date/Time: Saturday, March 7, 2020 - 2 p.m. ET
Site: Miami, Fla. - FAU Arena (5,000)
Live Stats: FAUSports.com
Live Video: CUSA.tv
Marshall Radio Broadcast: 88.1 WMUL-FM
www.marshall.edu/wmul Stream 1
Twitter Updates: @HerdWBB
Series: 11th all-time meeting - Series tied 5-5
Last Meeting: Feb. 1, 2020 - Marshall won 85-75 in Huntington.

SCHEDULE

DATE	OPPONENT	TIME
Nov. 5	KENTUCKY CHRISTIAN	W, 89-40
9	NORFOLK STATE	W, 75-69
13	at Ohio	L, 67-51
19	COPPIN STATE	W, 60-47
21	MORGAN STATE	L, 57-52
24	at Evansville	L, 66-62 OT
27	ALDERSON BROADDUS	W, 85-41
Dec. 3	at Indiana State	W, 72-60
7	BOWLING GREEN	L, 82-69
15	at Rutgers	L, 66-41
21	at Towson	L, 59-56
Jan. 2	at Rice *	L, 81-43
4	at North Texas *	W, 68-59
9	MIDDLE TENNESSEE *	L, 75-55
11	UAB *	W, 61-56
16	at Charlotte *	L, 52-46
18	at Old Dominion *	L, 57-46
25	WKU *	L, 74-65
30	FIU *	L, 68-65
Feb. 1	FLORIDA ATLANTIC *	W, 85-75
6	at Southern Miss *	W, 80-65
8	at Louisiana Tech *	L, 60-50
13	UTSA *	W, 66-53
15	UTEP *	W, 76-66
20	at WKU *	L, 79-65
22	OLD DOMINION*	L, 64-54
29	NORTH TEXAS*	L, 77-69
Mar. 5	at FIU*	W, 59-57 OT
7	at Florida Atlantic*	2 p.m.

March 11-14 Conference USA Tournament Frisco

All times Eastern. Game times subject to change.
Home games in CAPS & GREEN played at Cam Henderson Center in Huntington, W.Va.

* - Conference game
$ - Conference USA Championship (Frisco, Texas)

THE TEAMS

2019-20 Conference USA Matchup

Marshall Thundering Herd
12-16, 7-10 Conference USA

CATEGORY LEADERS
Scoring/Game
Savannah Wheeler, 13.2
Rebounds/Game
Khadaijia Brooks, 5.6
Assists/Game
Savannah Wheeler, 2.8

HEAD COACH
Tony Kemper (3rd season)
Overall: 38-51 (.427)
at School: Same

TWITTER
@HerdWBB

Florida Atlantic Owls
12-16, 6-11 Conference USA

CATEGORY LEADERS
Scoring/Game
Crystal Primm, 15.1
Rebounds/Game
Crystal Primm, 7.7
Assists/Game
Lotta Vehka-Aho, 2.6

HEAD COACH
Jim Jabir (32nd season)
Overall: 502-434 (.536)
at School: 30-56 (.349)

TWITTER
@FAU_WBB

PROBABLE STARTERS (BASED ON PREVIOUS GAME)

No.	Name	Pos.	Ht.	Cl.	PPG	RPG	APG	Hometown
2	Kristen Mayo	G	5-5	Jr.	10.8	3.1	2.2	Grayson, Ky.
4	Savannah Wheeler	G	5-6	Fr.	13.2	3.2	2.8	Catlettsburg, Ky.
20	Taylor Pearson	F	5-7	Jr.	11.1	5.3	1.5	Columbus, Ohio
22	Khadaijia Brooks	G/F	5-10	RS-Sr.	8.4	5.6	1.6	Bristol, Conn.
34	Lorelei Roper	F	6-1	So.	2.5	3.0	0.5	Charlotte, N.C.

HERD QUICK NOTES

Lorelei Roper followed up a Kristen Mayo miss with nine-tenths of a second left to down FIU 59-57 in overtime on March 5 in Miami.

Savannah Wheeler led the Thundering Herd to home wins over UTSA and UTEP and subsequently earned C-USA Freshman of the Week honors (her second this season) on 2/13 after averaging 14.5 points, 3.0 rebounds, 3.0 assists. She also made six of her 11 3-point attempts.

Marshall went 17-for-17 from the free throw line in the 66-53 win over UTSA on 2/13. The 17 successful attempts are the fourth-highest total nationally among those schools who have posted a perfect single-game percentage this season.

Savannah Wheeler (25 points) and Taylor Pearson (21) have both put up career-high scoring efforts in back-to-back wins over Florida Atlantic (2/1) and Southern Miss (2/6).

Marshall stymied UAB star Rachael Childress and limited her to a 2-for-17 effort from the field and 1-for-8 from the 3-point arc as the Thundering Herd downed the Blazers 61-56 in the Cam Henderson Center.

Marshall led by as many as 19 in the 68-59 win at North Texas on January 4. Kia Sivils contributed a career-high 16 points off the bench, while Kristen Mayo and Savannah Wheeler combined for 35 points out of the starting lineup.

Kristen Mayo caught fire in the fourth quarter to help push Marshall to a 72-60 win at Indiana State. The junior guard scored 11 of her 13 points in the period including five-straight after the Sycamores took a 1-point lead with less than 5 minutes to go. It started with a layup and then a three from the far corner that sparked a 16-3 Herd run to end the game.

Lorelei Roper played 13 minutes vs. Alderson Broaddus in her first action since suffering a knee injury back on March 2, 2019 vs. Old Dominion. Roper scored 10 points had 5 rebounds and blocked two shots.

Marshall was picked to finish 11th in the Conference USA Preseason Coaches Poll.

UP NEXT

Marshall will play on Wednesday in the first round of the Conference USA Tournament in Frisco, Texas.

MARSHALL WOMEN'S BASKETBALL

2019-20 ROSTER

NUMERICAL

NO.	NAME	HT.	POS.	YR.	HOMETOWN (LAST SCHOOL)
0	Kia Sivils	5-7	G	SO	Louisville, Ky. (Sacred Heart HS
1	Christiana McLean	5-6	G	FR	Wake Forest, N.C. (Heritage HS)
2	Kristen Mayo	5-5	G	JR	Grayson, Ky. (East Carter HS)
4	Savannah Wheeler	5-6	G	FR	Catlettsburg, Ky. (Boyd County HS)
5	Princess Clemons	5-11	G/F	SR	Chester, Pa. (San Jacinto College)
10	Ashley Saintigene	6-2	F	SR	Lauderdale Lakes, Fla. (Northeast HS)
20	Taylor Pearson	5-7	F	JR	Columbus, Ohio (Northland HS)
21	Brianna Toney	5-11	F	JR	Bexley, Ohio (Bexley HS)
22	Khadaijia Brooks	5-10	G/F	RS SR	Bristol, Conn. (Bristol Eastern HS)
23	Alexis Johnson	5-10	F	FR	Southfield, Mich. (Southfield HS for Arts & Tech.)
24	Sky Thomas	6-3	F	FR	Wyoming, Ohio (Wyoming HS)
25	Mahogany Matthews*	6-1	F	SO	York, Pa. (Ole Miss)
32	Paige Shy	5-10	G	FR	Huntington, W.Va. (St. Joseph Catholic HS)
34	Lorelei Roper	6-1	F/C	SO	Charlotte, N.C. (Carmel Christian HS)

*- Will sit out 2019-20 season due to transfer rules

Coaching Staff

Head Coach: Tony Kemper – 3rd season (8th with the team)
Assistant Coach: Adria Crawford – 2nd season
Assistant Coach: Lazar Milinkovic – 4th season
Director of Operations: Liz Brown – 2nd season
Graduate Assistant – Logan Fraley – 1st season

PROUNUNCIATION GUIDE

Kia Sivils	**Key-uh Civils**
Ashley (Saintigene)	**Saint-gene**
(Khadaijia) Brooks	**Cuh-DAY-juh**
(Lorelei) Roper	**Lore-UH-lie**

Coaches

Adria Crawford	**UH-dree-uh**
Lazar Milinkovic	**Luh-Zar Mill-ink-o-vitch**

GENERAL INFORMATION

Name	Marshall University
Founded	1837
Location	Huntington, W.Va.
Enrollment	13,324
Nickname	Thundering Herd
Colors	Kelly Green & White
Conference	Conference USA
Home	Cam Henderson Center/9,048
President	Dr. Jerry A. Gilbert (Duke)
Director of Athletics	Mike Hamrick (Marshall '80)

COACHING STAFF

Head Coach	Tony Kemper (Fort Hays '01)
Career record (seasons)	38-51 (.427) (3rd)
Record at Marshall (seasons)	38-51 (.427) (3rd)
Conference USA record	20-28 (.417)
Assistant Coach	Adria Crawford
Assistant Coach	Lazar Milinkovic
Director of Operations	Elizabeth Brown
Graduate Manager	Logan Fraley

TEAM INFORMATION

2018-19 Record	17-15
2018-19 Conference USA Record/Finish	10-6/6th
Starters Returning/Lost	2/3
Letterwinners Returning/Lost	8/6
Newcomers	7

PROGRAM HISTORY

First Year of Basketball	1969
Overall Record	690-717 (.490)
Conference Championships	1 ('97/SoCon)
Regular Season Championships	5 ('85, '86, '87, '88, '89/SoCon)
NCAA Tournament Appearances	1 ('97, L, 69-49 vs. Colorado College)
Women's Basketball Invitaitonal - 2	2015, 1-1, W, 81-79 vs. NKU & L, 71-73 vs. Mercer 2019, 1-1, W, 67-64 at Davidson & L, 83-71 at App. St.
Women's NIT Appearances	1 ('16, L, 76-68 at Ohio)

SPORTS INFORMATION

Asst. AD/Media Relations	Jason Corriher (NC State '00)
Office	(304) 696-4660
E-Mail	corriher@marshall.edu
Associate SID/WBB	Scott Hall (Marshall '08)
Office	(304) 696-4662
Cell	(540) 539-2032
E-Mail	hall133@marshall.edu
Sports Information Fax	(304) 696-2325
Press Row Phone	(304) 696-3303 or 7061
Mailing Address	Marshall University Sports Information P.O. Box 1360 Huntington, WV 25715
Overnight Address	Cam Henderson Center, Room 2036 1801 3rd Avenue Huntington, WV 25703
Official Athletics Website	www.Herdzone.com
Twitter	@HerdZone, @HerdWBB
Instagram	@HerdWBB
Facebook	Marshall Athletics, Marshall University Basketball

CONFERENCE USA

Phone	214-774-1300
Website	ConferenceUSA.com
Mailing Address	5201 N. O'Connor Blvd. Suite 300 Irving, TX 75039
Director, Media Relations	Cassie Logan
E-mail	clogan@c-usa.org

MARSHALL WOMEN'S BASKETBALL BROADCAST TALKING POINTS



#0 Kia Sivils, So., G, Louisville, Ky.
- Appeared in 26 games with 6 starts, avg. 22.4 min. per game.
-Set career-high with three 3-pointers and tied career mark with 16 points vs. ODU on 2/22/20.
- Athletic guard willing to do the hustle & dirty work.
- Opened year with 7 pts, 4 rebs, 2 stls & 1 blk vs. KCU.
- Career-high 5 assists & 2 blocks at Evansville (11/24).
- Appeared in all 32 games as freshman in 2018-19 avg. 20.4 minutes per game.
- Scored 3.3 ppg as a freshman. Had 28 steals & 37 ast.
- 2018-19 C-USA Academic Medalist - 3.75+ GPA.

#2 Kristen Mayo, Jr., G, Grayson, Ky.
- 10th-highest free throw percentage in school history (76.8)
- Has started all 28 games, avg. 30.9 min. per game.
- Opened year with career-high 19 pts & 5 stls vs. KCU.
- Set new career-high with 21 pts vs. BGSU (12/7).
- Has scored a point in 49-straight, last time held scoreless, 12/18/18 at Clemson.
- Was perfect 6-for-6 from three vs. Evansville last season (11/29) set team record for most made triples with perfect 100%.
- Shot 90.2% FT in 2018-19, 3rd best in MU history.
- 2-time C-USA Academic Medalist - 3.75+ GPA.

C-USA Freshman of the Week
Nov. 11

#4 Savannah Wheeler, Fr., G, Catlettsburg, Ky.
- Appeared in all 28 games, avg. 28.8 minutes per game. Leads team in scoring at 13.2 ppg.
- 55th nationally in free throws made (116) and 49th in free throw percentage (83.5).
- Earned second C-USA Freshman of the Week honor on 2/17 after averaging 14.3 pts., 3.0 rpg, 3.0 apg in wins over UTSA & UTEP.
- Career-high 25 pts. vs. Florida Atlantic (2/1).
- Career-high 7 assists vs. Bowling Green (12/7).
- 2019 Miss Kentucky Basketball - avg. 31.1ppg as a senior at Boyd County HS. Finished HS career with 3,621 pts, 6th-best in Kentucky HS history.
- Played for coach Pete Fraley, father of former MU player & current GA Logan Fraley.



#5 Princess Clemons, Sr., G/F, Chester, Pa.
- Has appeared in all 28 games, avg. 19.0 min./game.
- Coach Kemper says she has "a calming presence on the floor for the team."
- 2nd year with MU after transfer from San Jacinto Coll.
- Has missed just 1 game (coach decision) while at MU.
- Career-high six steals at Louisiana Tech (2/8/20).
- Registered first double-double against FIU (12p, 12r) on 1/30.
- Career-high 14 pts. at UAB (2/14/19) and USM (2/6/20)
- Scored 11 pts. on 4-of-5 shooting at FIU (1/19/19).
- Career-high 8 rbs. vs. Bluefield State (11/20/18).
- Helped lead San Jacinto College Gators to 25-11 record in 2017-18 & 2nd Rd. of NJCAA Tournament.

#10 Ashley Saintigene, Sr., F, Lauderdale Lakes, Fla.
-Eighth-highest field goal percentage in school history (50.2)
- Has started 16 games, avg. 19.6 min. per game.
- Shot-blocking force, avg. 2.7 swats per game.
- Has at least 3 blocks in 10 games with season-high of 5 twice (Coppin State & Alderson Broaddus).
- 4th in MU history with 127 career blocks. Has a block in 50-of-67 career games. 2+ in 37 games.
- Missed 47 career games to injury.
- Season-high 12pts vs. Norfolk St., added 8 rebs & 4 blks
- 2016-17 C-USA All-Freshman Team & C-USA Freshman of the Week 3 times that year.

#20 Taylor Pearson, Jr., F, Columbus, Ohio
- Appeared in all 28 games and 26 starts, avg. 29.4 min. per game. Tough inside presence and hustles constantly.
- Averaging 11.1 ppg in 2019-20. Scored 10+ in 18 games.
-Third in C-USA in 3-point percentage (39.3).
-Career-high 24 points at WKU (2/20/20)
-Third-leading rebounder with 5.3 rpg. Has grabbed at least 5 rebs in 18-of-28 games and at least 1 in the last 61. Last game without a rebound 2/17/18 at WKU freshman year.
- 43 career games with 5+ boards.
- Has only missed 2 games in career, both soph. year vs. Cleveland St. & Tennessee State - injury.
- 2-time C-USA Academic Medalist - 3.75+ GPA.

#21 Brianna Toney, Jr. F, Bexley, Ohio
- Has appeared in 8 games, avg. 4.1 min. per game.
- Others DNP - coaches decision.
- Hit 1st basket of the year in opener vs. KCU, also had 1 rebound and 1 block.
- 2-for-2 from the line vs. Alderson Broaddus.
- 36 career games, 33 points, 26 rebounds.
- Career-high 5pts at North Texas (2/24/18) and vs. Alice Lloyd College (12/30/17) during freshman season.
- Career-high 12 minutes at BGSU (11/13/18) had 2 rebs.
- Career-best 3 rebounds in 4 games, last vs. Bluefield State (11/20/18).
- Scored 2pts & 2 rebs. at App. State in WBI Tourn.
- 2-time C-USA Academic Medalist - 3.75+ GPA.



#22 Khadaijia Brooks, R-Sr., G/F, Bristol, Conn.
- Team leader has started all 28 games, avg. 27.7 mpg.
- Leading rebounder at 5.6 per game.
-Second double-double came at FIU on 3/5 (13p, 11r).
-Season-high 16 points and four 3-pointers vs. NT on 2/29/20.
- First double-double of the season vs. BGSU with 15 pts. & 11 rbs., added 2 steals & 4 assists.
- 56 career games with 5+ rebounds.
- Has avg. over 6 boards per game in back-to-back seasons
- Missed final 8 games of 2016-17 and all of 2017-18 due to injury.
- 4-time C-USA Comm. Honor Roll & graduated 12/18.



#23 Alexis Johnson, Fr., F, Southfield, Mich.
- Has appeared in 14 games, avg. 5.6 min. per game.
- Others DNP - coaches decision.
- Played 11 min., scored 6 pts., 2 rbs. & 3 steals in collegiate debut in opener vs. KCU.
- Had season-best game vs. Alderson Broaddus with 15 min., 9 pts. and 6 boards.
- Attended Southfield HS for the Arts and Technology. Avg. 23.9 ppg, 8.0 rpg and 3.0 spg during senior season. Led her team in scoring and rebounding all 4 years.
- Reached 1,000-pt plateau during junior year.
- Helped lead school to 3-straight district championships and three-straight regional appearances.
- Also lettered in Track & Field.

#32 Paige Shy, Fr., G, Huntington, W.Va.
- Has appeared in 26 games, avg. 11.8 min. per game.
- Scored first career point vs. Coppin State & had 4 rbs.
- Hit first career 3-pointer vs. Morgan State.
- Season-best game vs. Alderson Broaddus with 20 min., 9 pts, 8 rbs. & 1 block.
- DNP vs. KCU or at Indiana State - coaches decision.
- Attended St. Joseph Catholic Central HS. Won 2 state titles including senior year. Scored over 1,000 points.
- Holds the West Virginia state record with most 3-pointers in a game with 8.
- Also lettered in soccer.
- Former HS teammate Dena Jarrells is freshman at Chattanooga.

#34 Lorelei Roper, So., F/C, Charlotte, N.C.
- Has appeared in 20 games, avg. 12.2 min. per game while working back from injury.
-Beat FIU with a putback with 0.9 left in overtime on 3/5.
- Career-high 10 rbs. vs. UTSA (2/13)
-Career-high 28 minutes in the win over Florida Atlantic (2/1).
- Missed the last 4 games in 2018-19 and the first 6 games this season.
- Season debut with 13 min. vs. Alderson Broaddus with 10 pts. on 5-of-6 shooting, 5 rbs. and 2 blocks.
- Finished freshman year with 17 blocked shots.
- Averaged 13.8 min. per game freshman season.
- Tallied at least 1 block in 13-of-28 games played as a freshman.
- 2018-19 C-USA Commissioner's Honor Roll.

MARSHALL WOMEN'S BASKETBALL BROADCAST TALKING POINTS - STAFF

Head Coach Tony Kemper - 3rd Season/8th overall
- Was an assistant coach for 5 years under previous HC Matt Daniel. Became HC in March of 2017. Current record of 38-51.
- 2019 recruiting class ranked in the top 60 nationally.
- Herd had 8-win improvement in 2018-19 and 7-win improvement in C-USA action last season.
- MU picked to finish 13th in 2018-19 and finished 6th and led MU to WBI.
- Helped mentor Shayna Gore who became 3rd player in program history with more than 2,000 career points.
- Spent 3 years as assistant at Central Arkansas under Matt Daniel as well.
- Attended Fort Hays State.

Assistant Coach Adria Crawford - 2nd Season
- Named Co-Recruiting Coordinator in August after helping secure top 60 ranked recruiting class.
- Helped lead Herd through 8-win improvement in her first season with program in 2018-19.
- Her work with post players has seen great improvement with great play from Brooks, Pearson & Saintigene.
- Named a WBCA 30 Under 30 honoree in 2018.
- Spent 4 yrs as assistant at College of Charleston. Also spent time as assistant at Longwood.
- Starred for Georgetown (2008-12) as a player & member of winningest class in program history, 96 wins. Ended career in top 15 in career rebounds (646), blocked shots (61) and steals (174).

Graduate Manager Logan Fraley - 1st Season
- Just finished 4-year career at Marshall in 2018-19.
- Appeared in 84 career games and 24 starts. Was limited to 1 appearance as a senior due to injury. Played 2 minutes on senior day vs. FIU.
- Finished 3rd all-time at MU in three-point FG percentage, 36.8 and tied for 13th all-time with 74 3FGM.
- Shot 40.7% from three as freshman, 4th all-time at MU. Ended career with 272 points, 118 rebounds, 63 assists, 33 steals and 12 blocks.
- Scored career-high 13 pts vs. Rice (1/16/16).
- Had double-double vs. Longwood 11pts, 10rebs (11/10/17)
- 4-time C-USA Academic Medalist - 3.75+ GPA.

Assistant Coach Lazar Milinkovic - 4th Season
- Named Co-Recruiting Coordinator in August after helping to secure top 60 ranked recruiting class.
- Worked with backcourt tandem of seniors Shayna Gore and Taylor Porter in 2018-19. Gore led team with 20.1 ppg and Porter set school record with 10 three-pointers in Senior Day win over FIU.
- Served as grad assistant for Herd in 2012-14.
- Was assistant coach for Morehead State for two seasons and then came back to Marshall.
- At Morehead State mentored Almesha Jones who finished as program leader in assists and 2nd in steals.
- Worked as an assistant with St. Joseph's Prep School boys team and coached Andrew Wiggins.

Director of Operations Elizabeth Brown
- Enters 2nd season as the Director of Operations.
- Was a member of coaching staff at New Haven for one year prior to coming to Marshall.
- Starred for Richmond University for 4 years.
- Appeared in 110 games for Spiders. Ended career with 645 pts, 524 rebs. and 119 blocks.
- 5th all-time in career blocks and 48 as a sophomore good for 2nd-most in team history.
- Named to Atlantic 10's 2011-12 All-Rookie Team.
- Played professionally for Barmer TV in the German Bundesliga, averaged 10 pts and 9 rebs per game.
- Earned master's degree in sport management at New Haven in Dec. of 2018.

Last Time Out: March 5 at FIU (W, 59-57 in overtime)
Lorelei Roper converted a putback with ninth-tenths of a second remaining in overtime to lift visiting Marshall to a 59-57 victory against FIU Thursday evening in Miami.

The win moved the Thundering Herd to 12-15 overall and 7-10 in Conference USA, while the Panthers dropped to 5-23 and 2-15 in the league.

With the game knotted at 57, Roper slid inside FIU's front line and grabbed Kristen Mayo's errant runner on the weakside and banked in the game-winner. The Panthers called timeout and Jiselle Thomas got off a 30-foot heave but it careened off the rim and glass, giving Marshall the victory.

The Thundering Herd got a double-double from Khadaijia Brooks, who had 13 points and 11 rebounds, while Mayo added 11 and Taylor Pearson scored 10. Savannah Wheeler had a game-high four assists.

The Panthers were led by Fujika Nimmo's 17 points and Thomas contributed 15. Chelsea Guimaraes, whose post presence was a focal point throughout the game, registered a double-double of 11 points and 10 rebounds. Thomas and Bre'Osha Scott had three assists apiece and Nimmo added three steals.

Marshall led 26-20 at halftime after Brooks beat the shot clock (and basically the game clock, as well) with a putback of her own. In those first 20 minutes, the Thundering Herd didn't allow a 3-pointer as the Panthers misfired 12 times.

The third quarter was a different story, however, as FIU made its first three long-range attempts and changed what had been a 12-point Herd lead to one-point Panther advantage on a Nimmo triple with 5:35 left in the game.

Marshall led by three (52-49) in the waning moments of regulation before Thomas converted a three-point play with 46 seconds left to send the contest to the extra session.

"I told our team, before the game, that I thought we needed to take a defensive mindset," said Marshall head coach Tony Kemper. "I hoped that were going to score a little better than we did, but we kept getting stops and making them earn baskets."

"We knew FIU didn't have '0 for 12' shooters, statistically. We did a nice job of staying level-headed, fighting and winning."

The Thundering Herd won the rebounding battle 46-39, which was due, in part, to Ashley Saintigene's return to the lineup after missing most the conference slate due to an injury she sustained at Old Dominion on January 18. The Lauderdale Lakes, Florida native played just seven minutes Thursday, but grabbed three defensive boards.

Rebounding
Marshall grabbed 46 rebounds in its 59-57 overtime win at FIU on March 5. The last time the program had a higher total in a ROAD conference game was more than eight years ago with 59 in a 65-49 Marshall victory at Houston on January 5, 2012.

Quest for 18
If Marshall is able to pick up a victory against Florida Atlantic, the Herd would have its 18th Conference USA win, dating back to last season. That would be a program-record, as far as a two-year span in this conference is concerned. The Herd has twice won 17 (9 in 2005-06 and 8 in 2006-07; 8 in 2014-15 and 9 in 2015-16).

Stolen!
Marshall has had more steals than the opposition in nine of its last 11 games. Individually, Princess Clemons has averaged 1.5 per game in league play, which is tied for 12th in C-USA.

Wheeler Named C-USA Freshman of the Week
Freshman Savannah Wheeler was named Conference USA Freshman of the Week, the league office announced Feb. 17.

Wheeler provided a spark for the Thundering Herd as it blew past UTSA and UTEP at home. She averaged 14.5 points, three rebounds and three assists, and shined at the perimeter with a 6-for-11 clip. She racked up 13 points with three treys and four rebounds against the Roadrunners, followed by a 16-point effort when Marshall hosted UTEP. Wheeler went 5-of-10 from the floor versus the Miners, knocking down three more long-range shots with five assists and two rebounds.

66+
The Thundering Herd is 9-2 this season when reaching the 66-point mark. The two losses were an 82-69 setback to Bowling Green on December 7 and a 77-69 defeat by North Texas on February 29.

Making Them Count
Marshall has had a higher free throw percentage than the opposition in its last 16 games. That's nothing new for the Thundering Herd. Last season, Marshall had a 13-game streak of free throw percentage equal to, or better, than its opponents (January 19 to March 13). In these last 16 games, the Herd has connected on 74.6 percent (223-for-299) compared to 57.5 percent (181-for-315) for its opponents. Against UTSA, the Herd made all 17 of its attempts, a number that is tied for fourth nationally among those schools who have posted a perfect single-game percentage. The last time the Thundering Herd made more in a game without a miss was February 6, 2016 when it went 18-for-18 in an 80-76 win ... at UTSA. For the season, Marshall ranks second in C-USA games at 74.1 percent (232-for-313).

Pearson's Resurgence
Marshall's Taylor Pearson has averaged 13.9 points over her last 14 games. That figure is up from her 4.7 per game clip over the previous six games. On the season, she is third in the league in 3-point percentage (39.3 percent).

Season/Career-Highs
Lorelei Roper tied a career-high with 28 minutes and Khadaijia Brooks tied a season-high with 11 rebounds in the 59-57 overtime victory at FIU on March 5.

Wheeler Attacks
Since entering the starting lineup at North Texas on January 4, Savannah Wheeler has gotten to the free throw line 101 times in those last 16 games (6.3 per game), making 85 for 84.2 percent. In her previous 12 games, she got to the charity stripe just 38 times (3.2 per contest). Wheeler is currently the only freshman, nationally, who ranks in the top 55 in free throws made (55th, 116) and free throw percentage (48th, 83.5).

Leading and Leading Late
Marshall is 12-1 this season when leading at the half and 11-1 when leading with five minutes left in regulation. Since the beginning of last season, the Thundering Herd is 25-6 when leading at the break and 25-3 when leading at the five-minute mark.

Hitting the Glass, Controlling the Paint
The Thundering Herd is 15-5 since the start of last season when it outrebounds the opposition and 18-6 when it scores more in the paint.

Block Party
Senior Ashley Saintigene has returned to the Herd lineup with a vengeance this season on the defensive side. The senior has swatted 46 shots in 17 games to start the year. She has had two or more in 14 contests. Her season-high thus far is five in a win over Coppin State (11/19).

The Lauderdale Lakes, Fla., native is fourth all-time in program history in blocked shots with 127 and her 46 this season puts her sixth in Marshall's single-season records. She became the seventh player to hit the century mark with her third and final block at Evansville. Saintigene had an excellent start to her career with

42 blocks (1.45 per game) in her freshman season, seventh-most in Marshall history. She tallied just 22 her sophomore season as she only played in 12 games (1.83 per game) after suffering an injury. Saintigene came back to the Herd briefly in 2018-19 playing in just nine games before re-aggravating the injury, but still came away with 17 more swats (1.89 per game). The Herd record for most in a season is 117 by Sharon Deal in 1988-89. Deal averaged 4.2 per game which is still a Southern Conference record. Deal is also Marshall's all-time leader with 188 in a career that spanned just two seasons (1987-89).

Marshall's Single-Season Blocks Leaders
1. 117 - Sharon Deal - 1988-89
2. 71 - Sharon Deal - 1987-88
3. 54 - Chelsey Romero - 2013-14
   54 - Talequia Hamilton - 2016-17
5. 49 - Tynikki Crook - 2008-09
6. 46 - Ashley Saintigene - 2019-20
7. 43 - Talequia Hamilton - 2017-18
8. 42 - Ashley Saintigene - 2016-17
9. 40 - Modupe Ishola - 2006-07
   40 - Tynikki Crook - 2009-10
   40 - Leandra King - 2012-13
   40 - Chukwuka Ezeigbo - 2013-14

Marshall's Career Blocks Leaders
1. 188 - Sharon Deal (1987-89)
2. 153 - Tynikki Crook (2007-11)
3. 135 - Talequia Hamilton (2015-18)
4. 127 - Ashley Saintigene (2016-Present)
5. 119 - Modupe Ishola (2003-07)
   119 - Chelsey Romero (2013-16)
7. 115 - Chukwuka Ezeigbo (2011-15)
8. 91 - Chris McClurkin (1984-88)
9. 87 - Lisa Pruner (1980-84)
10. 77 - Khadaijia Brooks (2015-Present)

Marshall's Career Field Goal Percentage Leaders (min. 200 attempts)
1. Modupe Ishola (57.4, 448-781), 2003-07
2. Chukwuka Eziegbo (55.4, 357-644), 2011-15
3. Kim Shepherd (52.2, 190-364), 1983-1985
4. Talequia Hamilton (50.9, 416-818), 2015-18
5. Chris McClurkin (50.8, 291-573), 1984-88
6. Tammy Simms (50.7, 292-576), 1986-88
7. Karen Pelphrey (50.5, 1175-2328), 1982-86
8. Ashley Saintigene (50.2, 160-319), 2016-Present
9. Kristina Behnfeldt (49.5, 664-1341), 1995-99
10. Jenette Reed (49.2, 126-256), 1989-93

Marshall's Career Free Throw Percentage Leaders (min. 100 attempts)
1. Taylor Porter (83.7, 144-172), 2015-19
2. Savannah Wheeler (83.5, 116-139), 2019-Present
3. Kristina Behnfeldt (82.0, 728-888), 1995-99
4. Shayna Gore (81.2, 336-411), 2015-19
5. Jenny Leavitt (80.7, 205-254), 1985-89
6. Lee Ann Parsley (79.5, 263-331), 1986-90
7. Reshundra Smiley (79.4, 85-107), 2004-06
8. Karen Pelphrey (78.4, 396-505), 1982-86
9. Kim Lewis (77.8, 161-207), 1984-88
10. Kristen Mayo (76.8, 126-164), 2017-Present

Ranked in the NCAA
Marshall is ranked in the top 100 in the NCAA in several categories.

41st in 3-point field goals per game - 7.8
42nd in fewest turnovers - 392
51st in field goal percentage defense - 37.0%
56th in 3-point field goals made - 217
61st in blocks per game - 4.2
67th in fewest turnovers per game - 14.0
74th in total blocks - 117
Savannah Wheeler is 48th in free throw percentage (83.5)
Savannah Wheeler is 55th in free throws made (116)
Ashley Saintigene is 74th in total blocks (46)
Savannah Wheeler is 99th in free throw attempts (139)

Notable Active Herd Streaks: (last game without stat in parentheses)
Taylor Pearson 61-straight games with a rebound (2/17/18 at WKU)
Taylor Pearson 50-straight games with a point (12/4/18 at Wisconsin)
Kristen Mayo 49-straight games with a point (12/18/18 at Clemson)
Khadaijia Brooks 43-straight starts (1/17/19 at FAU)

Hot Shooting
Marshall's 55.1 percent field goal shooting (27-for-49) in the 76-66 win over UTEP was the highest figure for the program since registering a 56.8 percent clip in an 82-78 loss to Southern Miss on February 2, 2017.

Stingy
Marshall allowed just one steal to Louisiana Tech in Saturday's loss in Ruston. That's the fewest for a Marshall opponent since Charlotte also had just one in a 71-66 victory over the Thundering Herd in the first round of the 2017 Conference USA Tournament.

20+
When Wheeler and Mayo both got to the 20-point plateau against Florida Atlantic, it marked the first time since last season's regular-season-finale romp over FIU (3/7/19) that Marshall had two players secure that achievement. In that game, Taylor Porter connected on a school-record 10 3-pointers for 30 points and Shayna Gore added 29.

THE OPPONENT - FLORIDA ATLANTIC

Scouting the Owls

Florida Atlantic comes into Saturday's game following its 59-55 loss at Southern Miss on Thursday. The defeat was the third in a row for the Owls. Florida Atlantic gets a team-high 15.1 points and 7.7 rebounds from Crystal Primm. This Owls are also one of the best free throw shooting teams, making 73 percent on the season with five regulars shooting better than 77 percent.

Florida Atlantic was picked 10th in the league's preseason poll and that's the spot it currently shares with Louisiana Tech at 6-11. Marshall was picked 11th, yet it sits in a tie for eighth at 7-11.

In addition to the team's proficiency at the free throw line (3rd in C-USA), the team is also fourth in 3-pointers per game at 7.0. However, the squad is 13th in the league in scoring defense (68.6) and defensive rebounding percentage (.652).

Marshall won the first game between the two schools by an 85-75 count on February 1 inside the Cam Henderson Center in Huntington. In that game, the Thundering Herd hit a season-high 13 3-pointers and got a combined 64 points from the trio of Savannah Wheeler (career-high 25), Kristen Mayo (20) and Taylor Pearson (19). Wheeler and Mayo both had four 3-pointers and four assists, apiece. Princess Clemons led a balanced rebounding effort with six.

The Owls had four players in double figures, led by Lotta Vehka-Aho's 17 points. Astou Gaye made four first-quarter triples in a three-minute, 16 second span and finished with 16 points. Juliette Gauthier collected her fifth double-double of the season with 12 points and 11 boards and Primm contributed 11 points. Glenisha Harkless led the team with five assists and Tanyia Gordon had nine points, four rebounds and four steals in just nine minutes off the bench.

Florida Atlantic won the rebounding battle, 43-34.

THE SERIES

10th all-time meeting (Series tied 5-5)

Year	Day	Winner	Score
13-14	(F26)	FAU	87-68*
	(M11)	**MAR**	**80-73$**
14-15	**(J17)**	**MAR**	**66-59***
	(F28)	FAU	83-73
15-16	(J7)	FAU	84-73
16-17	**(J1)**	**MAR**	**76-53 ***
17-18	(J5)	FAU	79-59
	(M1)	FAU	62-55 *
18-19	**(J17)**	**MAR**	**72-67**
19-20	**(F1)**	**MAR**	**85-75**

Fla. Atlantic Combined Team Statistics (as of Mar 05, 2020)
All games

RECORD:	OVERALL	HOME	AWAY	NEUTRAL
ALL GAMES	12-16	8-7	4-9	0-0
CONFERENCE	6-11	4-4	2-7	0-0
NON-CONFERENCE	6-5	4-3	2-2	0-0

					Total		3-Point		F-Throw		Rebounds											
##	Player	gp-gs	min	avg	fg-fga	fg%	3fg-fga	3fg%	ft-fta	ft%	off	def	tot	avg	pf	dq	a	to	blk	stl	pts	avg
01	Crystal Primm	28-28	893	31.9	139-298	.466	14-53	.264	130-197	.660	85	131	216	7.7	91	6	48	82	9	43	422	15.1
03	Lotta Vehka-Aho	24-24	805	33.5	96-259	.371	37-131	.282	73-88	.830	23	51	74	3.1	74	4	62	57	1	39	302	12.6
11	Juliette Gauthier	28-28	944	33.7	103-268	.384	48-153	.314	56-67	.836	47	162	209	7.5	68	3	45	62	7	30	310	11.1
00	Astou Gaye	27-25	562	20.8	87-218	.399	29-88	.330	33-41	.805	47	109	156	5.8	80	7	30	64	24	16	236	8.7
23	Tanyia Gordon	25-3	293	11.7	47-129	.364	11-35	.314	8-17	.471	19	52	71	2.8	40	1	11	31	5	19	113	4.5
32	Amber Gaston	23-3	345	15.0	39-87	.448	3-10	.300	20-31	.645	16	42	58	2.5	46	2	5	36	13	13	101	4.4
34	Alexa Zaph	27-2	414	15.3	33-106	.311	15-58	.259	29-41	.707	6	31	37	1.4	32	0	28	56	0	15	110	4.1
05	Nikola Ozola	28-17	604	21.6	26-102	.255	15-61	.246	24-31	.774	6	20	26	0.9	59	1	48	72	1	17	91	3.3
14	Abby Voss	23-0	246	10.7	29-62	.468	7-26	.269	8-12	.667	15	22	37	1.6	41	1	7	18	2	6	73	3.2
10	Glenisha Harkless	20-9	377	18.9	14-53	.264	11-34	.324	20-26	.769	9	33	42	2.1	41	1	29	43	8	10	59	3.0
12	Allie Tylka	21-1	179	8.5	11-35	.314	5-19	.263	9-11	.818	7	9	16	0.8	25	1	6	14	2	6	36	1.7
31	Tori Abelson	6-0	10	1.7	0-0	.000	0-0	.000	0-0	.000	0	1	1	0.2	0	0	1	0	1	0	0	0.0
13	Grace Collins	4-0	4	1.0	0-0	.000	0-0	.000	0-0	.000	1	1	2	0.5	0	0	0	1	0	0	0	0.0
	Team										59	66	125					21				
	Total.....	0	5676		624-1617	.386	195-668	.292	410-562	.730	340	730	1070	0.0	597	27	320	557	73	214	1853	0.0
	Opponents.....	0	5676		680-1707	.398	174-580	.300	387-601	.644	389	722	1111	0.0	549	-	374	499	52	255	1921	0.0

TEAM STATISTICS	FAU	OPP
SCORING	1853	1921
Points per game	66.2	68.6
Scoring margin	-2.4	-
FIELD GOALS-ATT	624-1617	680-1707
Field goal pct	.386	.398
3 POINT FG-ATT	195-668	174-580
3-point FG pct	.292	.300
3-pt FG made per game	7.0	6.2
FREE THROWS-ATT	410-562	387-601
Free throw pct	.730	.644
F-Throws made per game	14.6	13.8
REBOUNDS	1070	1111
Rebounds per game	38.2	39.7
Rebounding margin	-1.5	-
ASSISTS	320	374
Assists per game	11.4	13.4
TURNOVERS	557	499
Turnovers per game	19.9	17.8
Turnover margin	-2.1	-
Assist/turnover ratio	0.6	0.7
STEALS	214	255
Steals per game	7.6	9.1
BLOCKS	73	52
Blocks per game	2.6	1.9
ATTENDANCE	6600	15848
Home games-Avg/Game	15-440	13-1219
Neutral site-Avg/Game	-	0-0

Score by Periods	1st	2nd	3rd	4th	OT	OT2	Totals
Fla. Atlantic	449	449	450	476	16	13	1853
Opponents	458	493	512	438	13	7	1921

	Date	Opponent		Score	Att.
	11/07/19	at Iowa	L	53-85	3334
	11/14/19	at Hampton	W	64-63	3123
	11/16/19	at Richmond	L	55-57	594
	11/19/19	SIEW	W	83-39	552
	11/21/19	LR	W	79-72	467
	11/24/19	at Western Mich.	W	80-79	765
	11/29/19	LOYOLA MARYLAND	W	72-61	448
	11/30/19	KANSAS	L	60-90	385
	12/15/19	CCSU	W	72-54	401
	12/20/19	FURMAN	L	63-69	388
	12/21/19	HARVARD	L	51-65	407
*	01/02/20	at UTSA	W	80-53	273
*	1/4/20	at UTEP	L	65-96	901
*	01/09/20	RICE	L	69-78	417
*	01/11/20	NORTH TEXAS	Wo2	84-78	355
*	01/16/20	at Middle Tenn.	L	66-81	2398
*	1/18/20	at UAB	L	73-92	582
*	01/23/20	CHARLOTTE	W	65-44	553
*	01/25/20	OLD DOMINION	L	63-75	493
*	01/30/20	at Western Ky.	L	59-68	1082
*	2/1/20	at Marshall	L	75-85	569
*	2/8/20	at FIUW	Wot	64-61	278
*	02/13/20	SOUTHERN MISS	L	67-71	418
*	02/15/20	LOUISIANA TECH	W	77-75	439
*	02/20/20	FIUW	W	54-42	512
*	02/22/20	WESTERN KY.	L	56-69	365
*	02/26/20	at Old Dominion	L	49-60	1949
*	3/5/20	at Southern Miss	L	55-59	0

* - Conference game

2019-20 Marshall Women's Basketball
Marshall Combined Team Statistics (as of Mar 06, 2020)
All games

RECORD:	OVERALL	HOME	AWAY	NEUTRAL
ALL GAMES	12-16	8-7	4-9	0-0
CONFERENCE	7-10	4-5	3-5	0-0
NON-CONFERENCE	5-6	4-2	1-4	0-0

					Total		3-Point		F-Throw		Rebounds											
##	Player	gp-gs	min	avg	fg-fga	fg%	3fg-fga	3fg%	ft-fta	ft%	off	def	tot	avg	pf	dq	a	to	blk	stl	pts	avg
04	Savannah Wheeler	28-15	805	28.8	105-273	.385	44-131	.336	116-139	.835	18	71	89	3.2	83	3	77	69	4	37	370	13.2
20	Taylor Pearson	28-26	822	29.4	104-244	.426	48-122	.393	54-75	.720	32	115	147	5.3	62	1	43	56	4	18	310	11.1
02	Kristen Mayo	28-28	865	30.9	100-285	.351	44-147	.299	58-81	.716	12	76	88	3.1	49	1	62	46	2	35	302	10.8
22	Khadaijia Brooks	28-28	776	27.7	91-243	.374	31-103	.301	23-29	.793	43	113	156	5.6	59	2	45	41	24	35	236	8.4
15	Dazha Congleton	13-8	264	20.3	26-86	.302	6-22	.273	14-37	.378	9	41	50	3.8	25	0	20	30	4	17	72	5.5
10	Ashley Saintigene	17-16	334	19.6	36-81	.444	0-0	.000	12-34	.353	46	48	94	5.5	43	2	6	30	46	11	84	4.9
05	Princess Clemons	28-9	532	19.0	46-140	.329	20-81	.247	24-33	.727	21	105	126	4.5	48	3	44	45	10	32	136	4.9
00	Kia Sivils	26-6	583	22.4	37-86	.430	6-19	.316	15-33	.455	28	31	59	2.3	59	0	32	17	9	25	95	3.7
32	Paige Shy	26-0	308	11.8	25-89	.281	17-71	.239	11-14	.786	14	47	61	2.3	23	0	11	21	3	5	78	3.0
34	Lorelei Roper	20-3	243	12.2	23-55	.418	0-1	.000	3-13	.231	20	39	59	3.0	26	0	9	13	9	5	49	2.5
23	Alexis Johnson	14-0	79	5.6	11-21	.524	1-3	.333	4-8	.500	6	16	22	1.6	17	0	2	6	0	5	27	1.9
21	Brianna Toney	8-1	33	4.1	2-9	.222	0-4	.000	2-2	1.000	0	1	1	0.1	2	0	0	1	1	0	6	0.8
24	Sky Thomas	3-0	6	2.0	0-0	.000	0-0	.000	0-0	.000	0	0	0	0.0	0	0	0	2	1	1	0	0.0
	Team										58	65	123					15				
	Total.....	28	5650		606-1612	.376	217-704	.308	336-498	.675	307	768	1075	38.4	496	12	351	392	117	226	1765	63.0
	Opponents.....	28	5650		634-1714	.370	199-642	.310	305-500	.610	399	776	1175	42.0	435	-	373	403	91	188	1772	63.3

TEAM STATISTICS	MAR	OPP
SCORING	1765	1772
Points per game	63.0	63.3
Scoring margin	-0.2	-
FIELD GOALS-ATT	606-1612	634-1714
Field goal pct	.376	.370
3 POINT FG-ATT	217-704	199-642
3-point FG pct	.308	.310
3-pt FG made per game	7.8	7.1
FREE THROWS-ATT	336-498	305-500
Free throw pct	.675	.610
F-Throws made per game	12.0	10.9
REBOUNDS	1075	1175
Rebounds per game	38.4	42.0
Rebounding margin	-3.6	-
ASSISTS	351	373
Assists per game	12.5	13.3
TURNOVERS	392	403
Turnovers per game	14.0	14.4
Turnover margin	+0.4	-
Assist/turnover ratio	0.9	0.9
STEALS	226	188
Steals per game	8.1	6.7
BLOCKS	117	91
Blocks per game	4.2	3.3
ATTENDANCE	10363	12064
Home games-Avg/Game	15-691	13-928
Neutral site-Avg/Game	-	0-0

Score by Periods	1st	2nd	3rd	4th	OT	Totals
Marshall	408	419	455	474	9	1765
Opponents	416	434	419	492	11	1772

	Date	Opponent		Score	Att.
	11/5/19	KENTUCKY CHRISTIAN	W	89-40	733
	11/9/19	NORFOLK STATE	W	75-69	817
	11/13/19	at Ohio	L	51-67	552
	11/19/19	COPPIN STATE	W	60-47	2363
	11/21/19	MORGAN STATE	L	52-57	0
	11/24/19	at Evansville	Lot	62-66	317
	11/27/19	ALDERSON BROADDUS	W	85-41	447
	12/03/19	at Indiana St.	W	72-60	1232
	12/7/19	BOWLING GREEN	L	69-82	482
	12/15/19	at Rutgers	L	41-66	1337
	12/21/19	at Towson	L	56-59	301
*	01/02/20	at Rice	L	43-81	513
*	01/04/20	at North Texas	W	68-59	1290
*	1/9/20	MIDDLE TENNESSEE	L	55-75	387
*	1/11/20	UAB	W	61-56	607
*	01/16/20	at Charlotte	L	46-52	718
*	01/18/20	at OLD DOMINION	L	46-57	1979
*	1/25/20	WKU	L	65-74	872
*	1/30/20	FIU	L	65-68	677
*	2/1/20	FLORIDA ATLANTIC	W	85-75	569
*	2/6/20	at Southern Miss	W	80-65	1015
*	02/08/20	at Louisiana Tech	L	50-60	1503
*	2/13/20	UTSA	W	66-53	531
*	2/15/20	UTEP	W	76-66	612
*	02/20/20	at WKU	L	65-79	1056
*	2/22/20	OLD DOMINION	L	54-64	602
*	2/29/20	NORTH TEXAS	L	69-77	664
*	03/05/20	at FIU	Wot	59-57	251

* - Conference game

2019-20 Marshall Women's Basketball
Marshall Combined Team Statistics (as of Mar 06, 2020)
Conference games only

RECORD:	OVERALL	HOME	AWAY	NEUTRAL
ALL GAMES	7-10	4-5	3-5	0-0
CONFERENCE	7-10	4-5	3-5	0-0
NON-CONFERENCE	0-0	0-0	0-0	0-0

					Total		3-Point		F-Throw		Rebounds											
##	Player	gp-gs	min	avg	fg-fga	fg%	3fg-fga	3fg%	ft-fta	ft%	off	def	tot	avg	pf	dq	a	to	blk	stl	pts	avg
04	Savannah Wheeler	17-15	528	31.1	60-171	.351	25-78	.321	85-101	.842	12	48	60	3.5	55	3	46	46	2	21	230	13.5
20	Taylor Pearson	17-16	509	29.9	70-166	.422	32-82	.390	38-48	.792	18	65	83	4.9	41	0	24	38	4	9	210	12.4
02	Kristen Mayo	17-17	538	31.6	52-163	.319	23-83	.277	47-68	.691	9	45	54	3.2	24	0	36	27	1	24	174	10.2
22	Khadaijia Brooks	17-17	467	27.5	45-132	.341	16-59	.271	18-22	.818	19	68	87	5.1	38	2	27	29	15	24	124	7.3
15	Dazha Congleton	2-2	32	16.0	3-12	.250	0-3	.000	7-11	.636	2	3	5	2.5	3	0	3	3	0	3	13	6.5
05	Princess Clemons	17-9	379	22.3	34-104	.327	14-58	.241	15-22	.682	9	82	91	5.4	36	2	26	34	6	26	97	5.7
10	Ashley Saintigene	6-5	95	15.8	12-22	.545	0-0	.000	4-6	.667	13	17	30	5.0	14	1	3	12	12	3	28	4.7
00	Kia Sivils	16-0	394	24.6	28-58	.483	6-14	.429	8-16	.500	14	18	32	2.0	41	0	14	10	5	14	70	4.4
32	Paige Shy	17-0	217	12.8	19-60	.317	11-43	.256	7-9	.778	12	26	38	2.2	15	0	10	16	1	4	56	3.3
34	Lorelei Roper	15-3	207	13.8	18-46	.391	0-1	.000	3-10	.300	17	29	46	3.1	21	0	8	7	6	4	39	2.6
23	Alexis Johnson	8-0	40	5.0	5-9	.556	0-0	.000	0-0	.000	3	9	12	1.5	11	0	1	3	0	1	10	1.3
21	Brianna Toney	5-1	17	3.4	1-4	.250	0-2	.000	0-0	.000	0	0	0	0.0	2	0	0	1	0	0	2	0.4
24	Sky Thomas	1-0	2	2.0	0-0	.000	0-0	.000	0-0	.000	0	0	0	0.0	0	0	0	0	0	0	0	0.0
	Team										30	34	64					7				
	Total.....	17	3425		347-947	.366	127-423	.300	232-313	.741	158	444	602	35.4	301	8	198	233	52	133	1053	61.9
	Opponents.....	17	3425		405-1035	.391	121-389	.311	187-324	.577	242	480	722	42.5	271	-	223	235	51	109	1118	65.8

TEAM STATISTICS	MAR	OPP
SCORING	1053	1118
Points per game	61.9	65.8
Scoring margin	-3.8	-
FIELD GOALS-ATT	347-947	405-1035
Field goal pct	.366	.391
3 POINT FG-ATT	127-423	121-389
3-point FG pct	.300	.311
3-pt FG made per game	7.5	7.1
FREE THROWS-ATT	232-313	187-324
Free throw pct	.741	.577
F-Throws made per game	13.6	11.0
REBOUNDS	602	722
Rebounds per game	35.4	42.5
Rebounding margin	-7.1	-
ASSISTS	198	223
Assists per game	11.6	13.1
TURNOVERS	233	235
Turnovers per game	13.7	13.8
Turnover margin	+0.1	-
Assist/turnover ratio	0.8	0.9
STEALS	133	109
Steals per game	7.8	6.4
BLOCKS	52	51
Blocks per game	3.1	3.0
ATTENDANCE	5521	8325
Home games-Avg/Game	9-613	8-1041
Neutral site-Avg/Game	-	0-0

Score by Periods	1st	2nd	3rd	4th	OT	Totals
Marshall	226	249	272	299	7	1053
Opponents	263	276	258	316	5	1118

	Date	Opponent		Score	Att.
*	01/02/20	at Rice	L	43-81	513
*	01/04/20	at North Texas	W	68-59	1290
*	1/9/20	MIDDLE TENNESSEE	L	55-75	387
*	1/11/20	UAB	W	61-56	607
*	01/16/20	at Charlotte	L	46-52	718
*	01/18/20	at OLD DOMINION	L	46-57	1979
*	1/25/20	WKU	L	65-74	872
*	1/30/20	FIU	L	65-68	677
*	2/1/20	FLORIDA ATLANTIC	W	85-75	569
*	2/6/20	at Southern Miss	W	80-65	1015
*	02/08/20	at Louisiana Tech	L	50-60	1503
*	2/13/20	UTSA	W	66-53	531
*	2/15/20	UTEP	W	76-66	612
*	02/20/20	at WKU	L	65-79	1056
*	2/22/20	OLD DOMINION	L	54-64	602
*	2/29/20	NORTH TEXAS	L	69-77	664
*	03/05/20	at FIU	Wot	59-57	251

* - Conference game

2019-20 Marshall Women's Basketball

Marshall Team Game-by-Game Comparison (as of Mar 06, 2020)

All games

Opponent	1st	2nd	Score	Mar	Total FG	FG Pct	3-Pointers	3FG Pct	Free Throws	FT Pct	Rebounds		Assist	T/Over	Block	Steal	Fouls
KENTUCKY CHRISTIAN	40/17	49/23	89-40	+49	37-74/16-59	.500/.271	6-15/4-22	.400/.182	9-9/4-5	1000/.800	41/40	+1	17/8	15/33	7/2	24/4	11/11
NORFOLK STATE	47/30	28/39	75-69	+6	27-63/24-68	.429/.353	11-26/9-21	.423/.429	10-15/12-19	.667/.632	46/41	+5	18/16	17/13	8/2	6/7	20/19
Ohio	35/36	16/31	51-67	(16)	21-53/24-65	.396/.369	7-21/12-33	.333/.364	2-9/7-13	.222/.538	41/40	+1	13/18	20/13	5/4	6/13	16/13
COPPIN STATE	28/16	32/31	60-47	+13	20-60/13-58	.333/.224	8-32/3-10	.250/.300	12-23/18-22	.522/.818	50/44	+6	10/7	10/14	11/3	6/6	21/16
MORGAN STATE	26/26	26/31	52-57	(5)	15-47/20-59	.319/.339	8-19/5-24	.421/.208	14-26/12-16	.538/.750	39/37	+2	11/10	19/11	2/2	8/12	18/18
Evansville	25/29	35/31	62-66	(4)	23-62/21-66	.371/.318	9-33/10-34	.273/.294	7-12/14-20	.583/.700	42/45	(3)	15/15	18/15	7/3	9/8	19/13
ALDERSON BROADDUS	36/14	49/27	85-41	+44	32-69/17-68	.464/.250	12-32/3-18	.375/.167	9-12/4-13	.750/.308	56/37	+19	19/14	18/17	10/6	8/9	12/9
Indiana St.	33/29	39/31	72-60	+12	22-51/21-58	.431/.362	5-18/4-17	.278/.235	23-35/14-21	.657/.667	39/39	-	12/12	13/14	3/3	5/8	22/23
BOWLING GREEN	36/43	33/39	69-82	(13)	26-72/29-51	.361/.569	13-38/10-19	.342/.526	4-10/14-19	.400/.737	34/41	(7)	19/23	5/16	4/2	7/2	23/16
Rutgers	13/39	28/27	41-66	(25)	12-52/26-62	.231/.419	7-30/11-32	.233/.344	10-19/3-5	.526/.600	38/43	(5)	7/19	11/11	3/4	9/6	12/14
Towson	33/32	23/27	56-59	(3)	24-62/18-65	.387/.277	4-17/7-23	.235/.304	4-15/16-23	.267/.696	47/46	+1	12/8	13/11	5/9	5/4	21/12
Rice	14/37	29/44	43-81	(38)	15-59/34-66	.254/.515	4-20/7-20	.200/.350	9-14/6-9	.643/.667	32/50	(18)	4/18	15/14	3/4	10/7	12/15
North Texas	32/24	36/35	68-59	+9	22-48/18-57	.458/.316	10-22/4-21	.455/.190	14-18/19-29	.778/.655	39/34	+5	14/10	16/12	2/0	5/7	21/15
MIDDLE TENNESSEE	29/44	26/31	55-75	(20)	18-59/25-60	.305/.417	3-27/12-32	.111/.375	16-25/13-22	.640/.591	38/45	(7)	9/20	12/15	7/5	10/6	22/20
UAB	26/20	35/36	61-56	+5	19-55/18-58	.345/.310	4-19/8-23	.211/.348	19-22/12-16	.864/.750	44/36	+8	14/11	12/10	7/2	4/4	20/21
Charlotte	20/23	26/29	46-52	(6)	14-53/18-66	.264/.273	5-27/3-16	.185/.188	13-18/13-21	.722/.619	35/49	(14)	7/7	16/10	3/4	2/4	16/14
OLD DOMINION	24/36	22/21	46-57	(11)	14-52/20-56	.269/.357	5-27/3-18	.185/.167	13-13/14-30	1000/.467	38/44	(6)	8/9	18/14	2/2	6/10	25/17
WKU	28/30	37/44	65-74	(9)	21-50/28-63	.420/.444	11-27/6-23	.407/.261	12-17/12-24	.706/.500	29/44	(15)	12/15	20/13	4/2	9/13	18/12
FIU	32/43	33/25	65-68	(3)	22-72/24-54	.306/.444	8-33/12-27	.242/.444	13-20/8-13	.650/.615	45/40	+5	13/17	7/15	1/4	9/2	13/14
FLORIDA ATLANTIC	43/30	42/45	85-75	+10	28-59/28-70	.475/.400	13-31/9-27	.419/.333	16-22/10-15	.727/.667	34/43	(9)	16/14	15/15	3/2	7/9	19/16
Southern Miss	44/32	36/33	80-65	+15	25-56/28-60	.446/.467	11-29/5-17	.379/.294	19-30/4-10	.633/.400	33/41	(8)	17/14	11/18	1/6	12/4	12/23
Louisiana Tech	17/22	33/38	50-60	(10)	18-62/18-55	.290/.327	4-20/9-31	.200/.290	10-12/15-24	.833/.625	38/46	(8)	9/12	9/15	1/3	9/1	22/12
UTSA	28/22	38/31	66-53	+13	21-65/20-60	.323/.333	7-29/6-23	.241/.261	17-17/7-13	1000/.538	43/43	-	13/11	13/19	3/6	11/8	12/16
UTEP	31/28	45/38	76-66	+10	27-49/24-61	.551/.393	11-24/5-19	.458/.263	11-12/13-15	.917/.867	27/35	(8)	16/12	17/15	5/1	8/7	14/14
WKU	28/45	37/34	65-79	(14)	23-47/29-58	.489/.500	8-18/9-23	.444/.391	11-16/12-20	.688/.600	22/38	(16)	11/14	15/13	2/2	8/5	20/14
OLD DOMINION	22/36	32/28	54-64	(10)	16-52/22-61	.308/.361	5-22/9-23	.227/.391	17-27/11-25	.630/.440	33/53	(20)	8/12	7/11	2/1	7/5	19/16
NORTH TEXAS	31/47	38/30	69-77	(8)	25-53/29-63	.472/.460	10-22/8-19	.455/.421	9-14/11-25	.643/.440	26/42	(16)	14/15	15/15	2/4	11/8	20/17
FIU	26/20	26/32	59-57	+2	19-56/22-67	.339/.328	8-26/6-27	.308/.222	13-16/7-13	.813/.538	46/39	+7	13/12	15/11	4/3	5/9	16/15

Note: Game totals are displayed in the format TEAM/OPPONENT for each category

Nov. 5 vs. KCU - W, 89-40

Official Basketball Box Score -- Game Totals -- Final Statistics
Kentucky Christian vs Marshall
11/5/19 6 p.m. at Huntington, W.Va. (Cam Henderson Center)

Kentucky Christian 40 • 0-1

##	Player		Total FG-FGA	3-Ptr FG-FGA	FT-FTA	Rebounds Off	Def	Tot	PF	TP	A	TO	Blk	Stl	Min
05	Hope Lafferty	*	0-5	0-2	2-2	0	0	0	0	2	0	3	0	1	22
10	Anna Keeton	*	6-15	0-5	0-0	1	1	2	3	12	2	4	0	1	26
14	Savannah Anderson	*	4-8	2-2	1-2	2	7	9	1	11	0	6	1	0	20
23	Sydney Foster	*	1-6	0-2	0-0	2	1	3	0	2	0	2	0	0	10
42	Hannah Blakley	*	4-9	2-5	1-1	0	3	3	0	11	1	2	0	0	19
11	Abby Benson		0-0	0-0	0-0	0	0	0	1	0	0	1	0	0	14
12	Shelbi Knauer		0-3	0-2	0-0	0	2	2	1	0	0	2	0	0	11
20	Alyssa Howie		0-0	0-0	0-0	0	2	2	1	0	1	1	0	0	14
24	Hannah Bear		0-1	0-1	0-0	0	0	0	1	0	0	2	0	0	9
25	Maggie Miller		0-1	0-1	0-0	0	1	1	0	0	1	1	0	2	8
31	Tianna Austin		1-9	0-0	0-0	2	4	6	1	2	0	6	0	0	18
32	Jenna Blakley		0-1	0-1	0-0	1	1	2	0	0	2	1	0	0	18
44	Lakyn Adkins		0-1	0-1	0-0	0	2	2	2	0	1	1	1	0	11
	Team					5	3	8				1			
	Totals		16-59	4-22	4-5	13	27	40	11	40	8	33	2	4	200

1st - FG %:	3-19	15.8%	2nd: 4-14	28.6%	3rd: 6-11	54.5%	4th: 3-15	20.0%	Game: 16-59	27.1%	Deadball	
3FG %:	1-8	12.5%	0-4	0.0%	2-3	66.7%	1-7	14.3%	4-22	18.2%	Rebounds	
FT %:	0-0	0.0%	2-2	100.0%	1-2	50.0%	1-1	100.0%	4-5	80.0%	0	

Marshall 89 • 1-0

##	Player		Total FG-FGA	3-Ptr FG-FGA	FT-FTA	Rebounds Off	Def	Tot	PF	TP	A	TO	Blk	Stl	Min
00	Kia Sivils	*	3-6	0-1	1-1	2	2	4	1	7	1	1	1	2	22
02	Kristen Mayo	*	8-13	2-5	1-1	1	2	3	2	19	3	2	0	5	31
10	Ashley Saintigene	*	1-6	0-0	0-0	3	3	6	3	2	0	2	3	0	23
20	Taylor Pearson	*	5-8	2-2	0-0	0	4	4	1	12	5	1	0	2	22
22	Khadaijia Brooks	*	5-13	0-3	1-1	2	6	8	0	11	3	2	0	2	26
04	Savannah Wheeler		6-9	2-3	4-4	0	2	2	0	18	3	2	0	4	20
05	Princess Clemons		2-4	0-1	0-0	1	3	4	0	4	0	0	1	0	14
15	Dazha Congleton		4-9	0-0	0-0	1	5	6	2	8	1	2	0	5	23
21	Brianna Toney		1-2	0-0	0-0	0	1	1	0	2	0	0	1	0	5
23	Alexis Johnson		2-4	0-0	2-2	0	2	2	2	6	1	1	0	3	11
24	Sky Thomas		0-0	0-0	0-0	0	0	0	0	0	0	2	1	1	3
	Team					0	1	1							
	Totals		37-74	6-15	9-9	10	31	41	11	89	17	15	7	24	200

1st - FG %:	9-16	56.3%	2nd: 7-16	43.8%	3rd: 10-20	50.0%	4th: 11-22	50.0%	Game: 37-74	50.0%	Deadball	
3FG %:	5-6	83.3%	0-1	0.0%	1-4	25.0%	0-4	0.0%	6-15	40.0%	Rebounds	
FT %:	0-0	0.0%	3-3	100.0%	5-5	100.0%	1-1	100.0%	9-9	100.0%	0	

Officials: Jennifer Rezac, Royce Blevins, Marla Gearhart
Technical fouls: Kentucky Christian-None. Marshall-None.
Attendance: 733

Score by periods	1st	2nd	3rd	4th	Total
Kentucky Christian	7	10	15	8	**40**
Marshall	23	17	26	23	**89**

Points	In Paint	Off T/O	2nd Chance	Fast Break	Bench
KCUWBB	18	6	4	2	2
MAR	58	39	10	32	38

Last FG - KCUWBB_1 4th-02:00, MAR 4th-01:06.
Largest lead - KCUWBB_1 None, MAR by 49 4th-01:06.
KCUWBB_1 led for 00:00. MAR led for 38:22. Game was tied for 01:38.

Score tied - 0 times.
Lead changed - 0 times.

Nov. 9 vs. Norfolk State - W, 75-69

Official Basketball Box Score -- Game Totals -- Final Statistics
Norfolk State vs Marshall
11/9/19 1 p.m. at Huntington, W.Va. (Cam Henderson Center)

Norfolk State 69 • 0-2

##	Player		Total FG-FGA	3-Ptr FG-FGA	FT-FTA	Rebounds Off	Def	Tot	PF	TP	A	TO	Blk	Stl	Min
10	JAMES,La'Deja	*	4-11	2-6	1-2	2	3	5	3	11	3	3	0	3	33
12	HICKS,Chanette	*	6-16	0-1	6-9	2	6	8	4	18	6	1	0	2	39
15	ECHOLS,Dana	*	1-5	1-3	3-4	0	1	1	3	6	2	2	0	0	22
25	JONES,Mikaela	*	4-10	0-0	0-2	2	1	3	4	8	1	2	2	0	20
42	THOMAS,Blaire	*	5-12	4-6	2-2	2	7	9	1	16	2	0	0	2	35
00	PLATT-MORRIS,Cam		0-0	0-0	0-0	0	0	0	0	0	0	1	0	0	2
11	FRANKLIN,Armani		0-1	0-0	0-0	0	1	1	0	0	0	2	0	0	6
13	EDMONDS,Ta'Liyah		0-1	0-0	0-0	0	0	0	0	0	0	0	0	0	2
22	HOWARD,Shekinah		2-7	2-5	0-0	1	0	1	0	6	1	0	0	0	20
30	DEAS,De'Janaire		2-5	0-0	0-0	2	2	4	4	4	1	2	0	0	21
	Team					7	2	9							
	Totals		24-68	9-21	12-19	18	23	41	19	69	16	13	2	7	200

1st - FG %:	5-15	33.3%	2nd: 6-13	46.2%	3rd: 9-22	40.9%	4th: 4-18	22.2%	Game: 24-68	35.3%	Deadball	
3FG %:	1-7	14.3%	3-3	100.0%	2-6	33.3%	3-5	60.0%	9-21	42.9%	Rebounds	
FT %:	1-3	33.3%	3-4	75.0%	0-0	0.0%	8-12	66.7%	12-19	63.2%	2	

Marshall 75 • 2-0

##	Player		Total FG-FGA	3-Ptr FG-FGA	FT-FTA	Rebounds Off	Def	Tot	PF	TP	A	TO	Blk	Stl	Min
00	Kia Sivils	*	1-4	0-0	0-0	2	1	3	3	2	2	2	1	1	25
02	Kristen Mayo	*	5-12	3-7	0-0	0	3	3	2	13	7	3	0	1	33
10	Ashley Saintigene	*	6-9	0-0	0-2	4	4	8	3	12	1	1	4	1	26
20	Taylor Pearson	*	4-10	2-4	1-1	1	6	7	4	11	2	4	0	1	33
22	Khadaijia Brooks	*	3-8	1-4	1-2	2	7	9	1	8	4	1	3	1	30
04	Savannah Wheeler		7-9	5-7	0-0	1	2	3	4	19	0	4	0	0	24
05	Princess Clemons		0-3	0-1	2-2	2	2	4	0	2	2	1	0	0	9
15	Dazha Congleton		1-7	0-2	6-8	0	3	3	3	8	0	1	0	1	16
23	Alexis Johnson		0-0	0-0	0-0	0	0	0	0	0	0	0	0	0	0+
32	Paige Shy		0-1	0-1	0-0	0	0	0	0	0	0	0	0	0	4
	Team					3	3	6							
	Totals		27-63	11-26	10-15	15	31	46	20	75	18	17	8	6	200

1st - FG %:	10-15	66.7%	2nd: 6-21	28.6%	3rd: 5-14	35.7%	4th: 6-13	46.2%	Game: 27-63	42.9%	Deadball	
3FG %:	3-5	60.0%	4-11	36.4%	2-7	28.6%	2-3	66.7%	11-26	42.3%	Rebounds	
FT %:	6-7	85.7%	2-2	100.0%	2-4	50.0%	0-2	0.0%	10-15	66.7%	3	

Officials: Felicia Grinter, Rob Gulbeyan, Molly Caldwell
Technical fouls: Norfolk State-None. Marshall-None.
Attendance: 817

Score by periods	1st	2nd	3rd	4th	Total
Norfolk State	12	18	20	19	**69**
Marshall	29	18	14	14	**75**

Nov. 13 at Ohio - L, 67-51

Official Basketball Box Score -- Game Totals -- Final Statistics
Marshall vs Ohio
11/13/19 7:00 pm at

Marshall 51 • 2-1,0-0 C-USA

##	Player		Total FG-FGA	3-Ptr FG-FGA	FT-FTA	Rebounds Off	Def	Tot	PF	TP	A	TO	Blk	Stl	Min
10	Ashley Saintigene	f	3-7	0-0	0-2	3	2	5	2	6	0	3	3	1	23
20	Taylor Pearson	f	2-2	0-0	0-2	0	6	6	1	4	1	3	0	0	26
00	Kia Sivils	g	0-2	0-1	0-0	1	2	3	3	0	1	0	0	0	19
02	Kristen Mayo	g	4-11	2-6	0-0	0	6	6	2	10	4	3	0	0	33
22	Khadaijia Brooks	g	5-12	3-6	0-0	2	4	6	1	13	4	2	0	2	27
04	Savannah Wheeler		3-11	1-6	2-3	0	1	1	3	9	2	3	0	2	27
05	Princess Clemons		2-3	1-1	0-0	0	3	3	0	5	0	1	1	1	17
15	Dazha Congleton		2-4	0-0	0-0	1	4	5	4	4	1	3	0	0	15
21	Brianna Toney		0-0	0-0	0-0	0	0	0	0	0	0	0	0	0	2
23	Alexis Johnson		0-0	0-0	0-2	0	1	1	0	0	0	0	0	0	5
24	Sky Thomas		0-0	0-0	0-0	0	0	0	0	0	0	0	0	0	1
32	Paige Shy		0-1	0-1	0-0	0	1	1	0	0	0	1	1	0	5
	Team					1	3	4				1			
	Totals		21-53	7-21	2-9	8	33	41	16	51	13	20	5	6	200

1st - FG %:	6-14	42.9%	2nd: 8-13	61.5%	3rd: 6-16	37.5%	4th: 1-10	10.0%	Game: 21-53	39.6%	Deadball	
3FG %:	2-6	33.3%	4-5	80.0%	1-4	25.0%	0-6	0.0%	7-21	33.3%	Rebounds	
FT %:	0-0	0.0%	1-3	33.3%	0-0	0.0%	1-6	16.7%	2-9	22.2%	4	

Ohio 67 • 2-1,0-0 MAC

##	Player		Total FG-FGA	3-Ptr FG-FGA	FT-FTA	Rebounds Off	Def	Tot	PF	TP	A	TO	Blk	Stl	Min
04	Erica Johnson	f	2-10	0-4	2-3	1	4	5	1	6	5	2	2	0	27
41	Gabby Burris	f	3-7	1-3	5-7	4	4	8	1	12	2	1	0	0	28
01	Cierra Hooks	g	4-13	0-1	0-3	2	8	10	4	8	8	4	1	6	33
02	Katie Barker	g	6-12	6-12	0-0	0	0	0	0	18	1	0	0	1	26
03	Amani Burke	g	4-12	4-10	0-0	1	1	2	2	12	0	2	0	1	28
05	Caitlyn Kroll		2-7	1-2	0-0	3	2	5	1	5	1	2	0	1	28
11	Peyton Guice		0-0	0-0	0-0	0	1	1	1	0	0	0	0	0	3
20	Abby Garnett		0-0	0-0	0-0	0	2	2	1	0	0	0	0	0	3
21	Deesh Beck		3-3	0-0	0-0	0	3	3	1	6	1	0	1	3	18
22	Maddie Bazelak		0-0	0-0	0-0	0	0	0	1	0	0	2	0	1	3
25	Hunter Rogan		0-1	0-1	0-0	0	0	0	0	0	0	0	0	0	3
	Team					2	2	4							
	Totals		24-65	12-33	7-13	13	27	40	13	67	18	13	4	13	200

1st - FG %:	7-21	33.3%	2nd: 6-16	37.5%	3rd: 7-14	50.0%	4th: 4-14	28.6%	Game: 24-65	36.9%	Deadball	
3FG %:	5-10	50.0%	2-7	28.6%	2-7	28.6%	3-9	33.3%	12-33	36.4%	Rebounds	
FT %:	3-3	100.0%	0-1	0.0%	0-1	0.0%	4-8	50.0%	7-13	53.8%	1	

Officials: Rpyce Blevins,Frank Steratore,Angie Enlund
Technical fouls: Marshall-None. Ohio-None.
Attendance: 552
2019-20 Women's Basketball. Round: 0. Marshall vs Ohio. Played at Convocation

Score by periods	1st	2nd	3rd	4th	Total
Marshall	14	21	13	3	**51**
Ohio	22	14	16	15	**67**

Nov. 19 vs. Coppin State - W, 60-47

Official Basketball Box Score -- Game Totals -- Final Statistics
Coppin State vs Marshall
11/19/19 11 a.m. at Huntington, W.Va. (Cam Henderson Center)

Coppin State 47 • 0-4

##	Player		Total FG-FGA	3-Ptr FG-FGA	FT-FTA	Rebounds Off	Def	Tot	PF	TP	A	TO	Blk	Stl	Min
02	Alexandra Hamilton	*	2-8	0-0	1-1	1	1	2	4	5	1	4	0	3	38
03	Aliyah Lawson	*	0-3	0-1	6-8	1	0	1	2	6	1	1	0	0	34
10	E'Mya Price	*	1-6	0-2	1-2	1	5	6	3	3	3	1	0	1	35
23	Chance Graham	*	6-23	3-6	7-7	2	11	13	2	22	0	3	1	2	40-
45	Jalynda Salley	*	4-15	0-0	3-4	7	7	14	3	11	0	2	2	0	29
00	Tyree Allen		0-0	0-0	0-0	0	0	0	0	0	0	0	0	0	0+
01	Diamond Adams		0-0	0-0	0-0	0	0	0	0	0	0	0	0	0	2
04	Marley Grenway		0-2	0-1	0-0	0	1	1	0	0	1	1	0	0	13
05	Unique Meyers		0-0	0-0	0-0	0	0	0	0	0	1	0	0	0	3
12	Oluwadamilola Oloyed		0-1	0-0	0-0	0	0	0	2	0	0	0	0	0	6
	Team					3	4	7				2			
	Totals		13-58	3-10	18-22	15	29	44	16	47	7	14	3	6	200

1st - FG %:	4-22	18.2%	2nd: 2-10	20.0%	3rd: 3-15	20.0%	4th: 4-11	36.4%	Game: 13-58	22.4%	Deadball	
3FG %:	0-1	0.0%	0-1	0.0%	2-6	33.3%	1-2	50.0%	3-10	30.0%	Rebounds	
FT %:	2-5	40.0%	2-2	100.0%	2-3	66.7%	12-12	100.0%	18-22	81.8%	1	

Marshall 60 • 3-1

##	Player		Total FG-FGA	3-Ptr FG-FGA	FT-FTA	Rebounds Off	Def	Tot	PF	TP	A	TO	Blk	Stl	Min
00	Kia Sivils	*	1-3	0-0	2-4	3	0	3	2	4	1	0	0	0	16
02	Kristen Mayo	*	4-11	1-5	2-4	0	0	0	1	11	1	1	1	1	25
10	Ashley Saintigene	*	1-7	0-0	1-2	2	7	9	4	3	0	2	5	2	23
20	Taylor Pearson	*	6-9	4-7	3-5	2	7	9	2	19	1	2	0	0	32
22	Khadaijia Brooks	*	3-11	2-7	0-0	4	6	10	4	8	1	0	2	0	33
04	Savannah Wheeler		3-7	1-5	3-4	0	5	5	3	10	1	1	0	2	24
05	Princess Clemons		0-3	0-3	0-0	1	2	3	3	0	3	2	0	1	11
15	Dazha Congleton		2-5	0-1	0-2	0	2	2	1	4	2	1	3	0	26
32	Paige Shy		0-4	0-4	1-2	1	3	4	1	1	0	1	0	0	10
	Team					4	1	5							
	Totals		20-60	8-32	12-23	17	33	50	21	60	10	10	11	6	200

1st - FG %:	3-16	18.8%	2nd: 7-17	41.2%	3rd: 3-14	21.4%	4th: 7-13	53.8%	Game: 20-60	33.3%	Deadball	
3FG %:	1-6	16.7%	5-13	38.5%	0-6	0.0%	2-7	28.6%	8-32	25.0%	Rebounds	
FT %:	0-2	0.0%	2-3	66.7%	6-10	60.0%	4-8	50.0%	12-23	52.2%	5	

Officials: Mark Zentz, Kylie Galloway, Josh Hoewll
Technical fouls: Coppin State-None. Marshall-None.
Attendance: 2363

Score by periods	1st	2nd	3rd	4th	Total
Coppin State	10	6	10	21	**47**
Marshall	7	21	12	20	**60**

Nov. 21 vs. Morgan State - L, 57-52

Official Basketball Box Score -- Game Totals -- Final Statistics
Morgan State vs Marshall
11/21/19 5 p.m. at Huntington, W.Va. (Cam Henderson Center)

Morgan State 57 • 3-3

##	Player		Total FG-FGA	3-Ptr FG-FGA	FT-FTA	Rebounds Off	Def	Tot	PF	TP	A	TO	Blk	Stl	Min
02	CHAVIS,Jihayah	*	2-7	1-3	0-0	0	2	2	2	5	2	4	0	0	26
04	McCALLA,Ashia	*	4-12	2-8	1-2	1	3	4	2	11	1	1	0	2	29
15	MITCHELL,Chelsea	*	3-7	0-2	1-2	0	9	9	3	7	1	1	0	4	34
22	REDD,Dahnye	*	6-10	0-0	7-8	2	3	5	3	19	1	2	0	2	36
33	MORALS,Dezyree	*	2-3	0-0	0-0	0	1	1	4	4	1	0	1	0	13
00	SEARCY,Sydney		1-7	1-5	1-2	3	3	6	2	4	3	3	1	3	19
03	HENSON,Ja'Niah		1-8	1-4	2-2	1	1	2	1	5	1	0	0	1	19
20	DEMEZA,Elaija		0-2	0-0	0-0	1	1	2	0	0	0	0	0	0	10
21	SKRIPKINA,Lana		1-3	0-2	0-0	1	1	2	1	2	0	0	0	0	14
	Team					3	1	4							
	Totals		20-59	5-24	12-16	12	25	37	18	57	10	11	2	12	200

1st - FG %:	5-18	27.8%	2nd:	7-18	38.9%	3rd:	3-11	27.3%	4th:	5-12	41.7%
3FG %:	1-8	12.5%		0-6	0.0%		2-4	50.0%		2-6	33.3%
FT %:	1-2	50.0%		0-0	0.0%		6-8	75.0%		5-6	83.3%

Game:	20-59	33.9%	Deadball Rebounds
	5-24	20.8%	
	12-16	75.0%	4

Marshall 52 • 3-2

##	Player		Total FG-FGA	3-Ptr FG-FGA	FT-FTA	Rebounds Off	Def	Tot	PF	TP	A	TO	Blk	Stl	Min
00	Kia Sivils	*	1-3	0-0	0-0	1	2	3	2	2	2	0	0	4	18
02	Kristen Mayo	*	1-10	0-3	2-2	1	4	5	3	4	2	4	0	1	32
10	Ashley Saintigene	*	1-3	0-0	4-8	4	1	5	5	6	1	2	1	2	17
20	Taylor Pearson	*	3-8	3-6	4-6	2	5	7	1	13	1	1	0	0	38
22	Khadaijia Brooks	*	5-10	3-5	0-0	1	2	3	3	13	0	1	0	0	35
04	Savannah Wheeler		3-8	1-3	4-6	1	3	4	1	11	4	2	1	1	28
05	Princess Clemons		0-2	0-1	0-0	0	0	0	2	0	1	3	0	0	10
15	Dazha Congleton		0-2	0-0	0-4	0	3	3	0	0	0	3	0	0	16
32	Paige Shy		1-1	1-1	0-0	0	2	2	1	3	0	1	0	0	6
	Team					2	5	7				2			
	Totals		15-47	8-19	14-26	12	27	39	18	52	11	19	2	8	200

1st - FG %:	4-12	33.3%	2nd:	4-11	36.4%	3rd:	4-12	33.3%	4th:	3-12	25.0%
3FG %:	3-8	37.5%		3-4	75.0%		1-2	50.0%		1-5	20.0%
FT %:	3-4	75.0%		1-2	50.0%		4-8	50.0%		6-12	50.0%

Game:	15-47	31.9%	Deadball Rebounds
	8-19	42.1%	
	14-26	53.8%	7

Officials: Angie Enlund, Molly Caldwell, Timothy Bryant
Technical fouls: Morgan State-SEARCY,Sydney. Marshall-None.
Attendance: 5343

Score by periods	1st	2nd	3rd	4th	Total
Morgan State	12	14	14	17	**57**
Marshall	14	12	13	13	**52**

Nov. 24 at Evansville - L, 66-62 (OT)

Official Basketball Box Score -- Game Totals -- Final Statistics
Marshall vs Evansville
11/24/19 1:00 pm at

Marshall 62 • 3-3,0-0 C-USA

##	Player		Total FG-FGA	3-Ptr FG-FGA	FT-FTA	Rebounds Off	Def	Tot	PF	TP	A	TO	Blk	Stl	Min
10	Ashley Saintigene	f	1-3	0-0	0-0	3	3	6	1	2	0	2	3	0	16
00	Kia Sivils	g	0-4	0-2	1-2	0	0	0	2	1	5	2	2	0	23
02	Kristen Mayo	g	5-12	4-8	0-0	0	4	4	3	14	1	2	0	0	38
15	Dazha Congleton	g	2-6	1-3	0-4	0	4	4	2	5	3	2	0	2	22
22	Khadaijia Brooks	g	7-14	1-5	0-0	2	0	2	4	15	0	2	2	0	34
04	Savannah Wheeler		4-9	2-7	2-2	0	2	2	4	12	4	4	0	5	32
05	Princess Clemons		1-3	0-2	4-4	4	2	6	1	6	2	1	0	0	18
20	Taylor Pearson		3-10	1-5	0-0	1	6	7	1	7	0	2	0	2	35
32	Paige Shy		0-1	0-1	0-0	0	2	2	1	0	0	0	0	0	7
	Team					3	6	9				1			
	Totals		23-62	9-33	7-12	13	29	42	19	62	15	18	7	9	225

1st - FG %:	7-13	53.8%	2nd:	2-10	20.0%	3rd:	8-16	50.0%	4th:	5-15	33.3%
3FG %:	3-6	50.0%		1-7	14.3%		4-8	50.0%		1-7	14.3%
FT %:	1-2	50.0%		2-4	50.0%		2-2	100.0%		2-4	50.0%

Game:	23-62	37.1%	Deadball Rebounds
	9-33	27.3%	
	7-12	58.3%	2,1

Evansville 66 • 2-4,0-0 MVC

##	Player		Total FG-FGA	3-Ptr FG-FGA	FT-FTA	Rebounds Off	Def	Tot	PF	TP	A	TO	Blk	Stl	Min
05	Jada Poland	f	7-11	3-4	2-2	4	4	8	2	19	1	0	0	0	29
14	Abby Feit	f	7-13	2-6	1-2	3	6	9	1	17	3	3	2	1	45
01	Anna Newman	g	0-3	0-1	0-0	0	3	3	2	0	2	4	0	2	18
10	Felicia Bostrom	g	2-7	2-6	0-0	2	5	7	4	6	2	3	0	0	39
21	A'Niah Griffin	g	3-18	2-11	8-10	1	1	2	0	16	1	0	0	2	30
02	NaTaya Partee		1-3	0-0	0-0	2	2	4	2	2	0	1	0	0	9
04	Makayla Wallace		0-6	0-3	3-4	0	2	2	1	3	5	1	1	3	33
22	Jossie Hudson		0-2	0-1	0-2	1	1	2	1	0	1	1	0	0	18
34	Alexis Thomas		1-3	1-2	0-0	1	2	3	0	3	0	0	0	0	4
	Team					2	3	5				2			
	Totals		21-66	10-34	14-20	16	29	45	13	66	15	15	3	8	225

1st - FG %:	4-14	28.6%	2nd:	5-18	27.8%	3rd:	6-17	35.3%	4th:	5-12	41.7%
3FG %:	2-8	25.0%		3-10	30.0%		4-9	44.4%		1-5	20.0%
FT %:	3-4	75.0%		3-6	50.0%		1-2	50.0%		3-4	75.0%

Game:	21-66	31.8%	Deadball Rebounds
	10-34	29.4%	
	14-20	70.0%	5

Officials: Xiomara Cruz,Adam Rider,Ryan Durham
Technical fouls: Marshall-None. Evansville-None.
Attendance: 317
2019-20 Women's Basketball. Round: 0. Evansville vs Marshall. Played at Meeks

Score by periods	1st	2nd	3rd	4th	OT	Total
Marshall	18	7	22	13	2	**62**
Evansville	13	16	17	14	6	**66**

Nov. 27 vs. Alderson Broaddus - W, 85-41

Official Basketball Box Score -- Game Totals -- Final Statistics
Alderson Broaddus vs Marshall
11/27/19 6 p.m. at Huntington, W.Va. (Cam Henderson Center)

Alderson Broaddus 41 • 1-3

##	Player		Total FG-FGA	3-Ptr FG-FGA	FT-FTA	Rebounds Off	Def	Tot	PF	TP	A	TO	Blk	Stl	Min
03	Shay Harper	*	0-6	0-2	0-0	1	1	2	0	0	2	2	0	2	24
05	Madeline Moyer	*	2-12	2-9	0-0	2	1	3	1	6	0	1	1	0	30
14	Yolanda Florido	*	2-12	0-2	2-3	2	3	5	1	6	2	3	0	2	29
24	Jeana Weatherspoon	*	4-8	0-1	0-0	3	0	3	1	8	0	2	0	3	17
32	Hannah Henderson	*	4-14	0-1	2-4	4	5	9	2	10	3	3	2	1	33
01	Toni Donaldson		0-0	0-0	0-0	0	1	1	0	0	0	1	0	0	3
02	Kristy Galea		0-1	0-0	0-2	2	0	2	0	0	1	4	0	0	11
04	Mara JImenez Montes		3-5	0-0	0-0	2	3	5	3	6	2	1	3	1	21
10	Simone Smith		1-3	1-1	0-2	0	0	0	0	3	1	0	0	0	11
11	Ta'Sharra Jefferies		0-4	0-2	0-0	0	2	2	1	0	3	0	0	0	17
20	Celeste Walters		1-3	0-0	0-2	1	0	1	0	2	0	0	0	0	4
	Team					0	4	4							
	Totals		17-68	3-18	4-13	17	20	37	9	41	14	17	6	9	200

1st - FG %:	1-11	9.1%	2nd:	5-18	27.8%	3rd:	4-21	19.0%	4th:	7-18	38.9%
3FG %:	0-4	0.0%		2-6	33.3%		0-4	0.0%		1-4	25.0%
FT %:	0-2	0.0%		0-0	0.0%		1-4	25.0%		3-7	42.9%

Game:	17-68	25.0%	Deadball Rebounds
	3-18	16.7%	
	4-13	30.8%	5

Marshall 85 • 4-3

##	Player		Total FG-FGA	3-Ptr FG-FGA	FT-FTA	Rebounds Off	Def	Tot	PF	TP	A	TO	Blk	Stl	Min
02	Kristen Mayo	*	2-8	0-3	2-2	0	2	2	1	6	2	1	0	1	20
10	Ashley Saintigene	*	3-6	0-0	0-0	3	4	7	1	6	0	1	5	1	21
15	Dazha Congleton	*	4-8	1-3	0-0	0	6	6	1	9	3	4	0	2	23
20	Taylor Pearson	*	4-7	3-5	0-0	2	3	5	1	11	2	2	0	0	23
22	Khadaijia Brooks	*	1-4	0-2	0-0	2	4	6	0	2	1	0	0	1	13
04	Savannah Wheeler		5-10	3-5	0-0	3	1	4	1	13	6	0	1	2	23
05	Princess Clemons		3-5	2-4	0-0	1	2	3	0	8	4	0	1	0	20
21	Brianna Toney		0-3	0-2	2-2	0	0	0	0	2	0	0	0	0	9
23	Alexis Johnson		3-6	1-2	2-4	3	3	6	2	9	0	2	0	0	15
32	Paige Shy		2-6	2-6	3-3	1	7	8	3	9	0	0	1	0	20
34	Lorelei Roper		5-6	0-0	0-1	1	4	5	2	10	1	6	2	1	13
	Team					2	2	4				2			
	Totals		32-69	12-32	9-12	18	38	56	12	85	19	18	10	8	200

1st - FG %:	9-17	52.9%	2nd:	6-21	28.6%	3rd:	11-18	61.1%	4th:	6-13	46.2%
3FG %:	4-10	40.0%		2-10	20.0%		6-8	75.0%		0-4	0.0%
FT %:	0-0	0.0%		0-0	0.0%		0-0	0.0%		9-12	75.0%

Game:	32-69	46.4%	Deadball Rebounds
	12-32	37.5%	
	9-12	75.0%	2

Officials: Royce Blevins, Marla Gearhart, Cara Seggie
Technical fouls: Alderson Broaddus-None. Marshall-None.
Attendance: 447

Score by periods	1st	2nd	3rd	4th	Total
Alderson Broaddus	2	12	9	18	**41**
Marshall	22	14	28	21	**85**

Points	In Paint	Off T/O	2nd Chance	Fast Break	Bench
ABUW	26	12	4	2	11
MAR	38	24	15	10	51

Last FG - ABUW 4th-02:48, MAR 4th-00:55.
Largest lead - ABUW by 2 1st-08:38, MAR by 46 4th-00:55.
ABUW led for 01:00. MAR led for 36:55. Game was tied for 02:05.

Score tied - 1 time.
Lead changed - 1 time.

Dec. 3 at Indiana State - W, 72-60

Official Basketball Box Score -- Game Totals -- Final Statistics
Marshall vs Indiana St.
12/03/19 8:00 pm at

Marshall 72 • 5-3,0-0 C-USA

##	Player		Total FG-FGA	3-Ptr FG-FGA	FT-FTA	Rebounds Off	Def	Tot	PF	TP	A	TO	Blk	Stl	Min
10	Ashley Saintigene	f	3-7	0-0	0-4	3	3	6	2	6	0	2	3	1	24
20	Taylor Pearson	f	2-4	0-2	6-8	3	3	6	2	10	2	0	0	2	35
02	Kristen Mayo	g	4-10	1-6	4-4	0	3	3	2	13	2	0	0	0	35
15	Dazha Congleton	g	3-8	2-2	0-0	0	3	3	2	8	3	6	0	1	22
22	Khadaijia Brooks	g	4-6	1-2	1-2	0	3	3	3	10	0	0	0	0	21
00	Kia Sivils		2-3	0-0	1-2	2	2	4	1	5	2	2	0	0	17
04	Savannah Wheeler		3-8	1-3	9-10	1	2	3	3	16	2	2	0	0	25
05	Princess Clemons		1-4	0-3	2-3	1	1	2	5	4	1	1	0	1	12
23	Alexis Johnson		0-0	0-0	0-0	0	1	1	1	0	0	0	0	0	3
34	Lorelei Roper		0-1	0-0	0-2	1	3	4	1	0	0	0	0	0	6
	Team					2	2	4							
	Totals		22-51	5-18	23-35	13	26	39	22	72	12	13	3	5	200

1st - FG %:	4-8	50.0%	2nd:	4-11	36.4%	3rd:	6-17	35.3%	4th:	8-15	53.3%
3FG %:	2-4	50.0%		2-7	28.6%		0-3	0.0%		1-4	25.0%
FT %:	7-8	87.5%		6-6	100.0%		3-12	25.0%		7-9	77.8%

Game:	22-51	43.1%	Deadball Rebounds
	5-18	27.8%	
	23-35	65.7%	5

Indiana St. 60 • 2-6,0-0 MVC

##	Player		Total FG-FGA	3-Ptr FG-FGA	FT-FTA	Rebounds Off	Def	Tot	PF	TP	A	TO	Blk	Stl	Min
14	Hattie Westerfeld	f	0-3	0-0	2-2	1	1	2	1	2	0	0	0	0	8
32	Jamyra McChristine	f	5-11	0-0	0-4	3	2	5	4	10	0	3	1	0	27
02	Sommer Pitzer	g	1-1	0-0	2-2	0	1	1	0	4	2	2	0	0	21
13	LeAndra Echi	g	0-1	0-0	1-2	2	3	5	4	1	2	2	0	0	15
51	Del'Janae Williams	g	4-9	2-6	0-0	2	7	9	3	10	3	1	1	4	35
05	Marie Hunter		5-13	0-5	3-3	1	2	3	2	13	2	1	1	2	33
11	Adrian Folks		2-4	0-0	0-2	3	3	6	5	4	0	0	0	0	14
24	Jasmine Elder		4-9	2-5	4-4	0	1	1	2	14	2	3	0	0	29
33	Pearl Dean		0-4	0-0	0-0	1	1	2	0	0	0	1	0	0	6
34	CeCe Mayo		0-3	0-1	2-2	0	0	0	2	2	1	0	0	2	8
44	Caitlin Anderson		0-0	0-0	0-0	1	0	1	0	0	0	1	0	0	4
	Team					2	2	4							
	Totals		21-58	4-17	14-21	16	23	39	23	60	12	14	3	8	200

1st - FG %:	6-10	60.0%	2nd:	4-16	25.0%	3rd:	3-15	20.0%	4th:	8-17	47.1%
3FG %:	3-5	60.0%		0-2	0.0%		1-4	25.0%		0-6	0.0%
FT %:	4-5	80.0%		2-4	50.0%		7-11	63.6%		1-1	100.0%

Game:	21-58	36.2%	Deadball Rebounds
	4-17	23.5%	
	14-21	66.7%	2

Officials: Jamie Broderick,Mark Zentz,Tina Napier
Technical fouls: Marshall-None. Indiana St.-LeAndra Echi.
Attendance: 1232
2019-20 Women's Basketball. Round: 0. Indiana St. vs Marshall. Played at Hulma

Score by periods	1st	2nd	3rd	4th	Total
Marshall	17	16	15	24	**72**
Indiana St.	19	10	14	17	**60**

Points	In Paint	Off T/O	2nd Chance	Fast Break	Bench
MAR	30	18	12	12	25
ISU	32	16	10	8	33

Last FG - MAR 4th-00:22, ISU 4th-02:07.
Largest lead - MAR by 12 4th-00:22, ISU by 5 1st-00:47.
MAR led for 31:58. ISU led for 05:25. Game was tied for 02:37.

Score tied - 6 times.
Lead changed - 10 times.

Dec. 7 vs. Bowling Green - L, 82-69

Official Basketball Box Score -- Game Totals -- Final Statistics
Bowling Green vs Marshall
12/7/19 1 p.m. at Huntington, W.Va. (Cam Henderson Center)

Bowling Green 82 • 5-3

##	Player		Total FG-FGA	3-Ptr FG-FGA	FT-FTA	Rebounds Off	Def	Tot	PF	TP	A	TO	Blk	Stl	Min
04	Parker,Madisen	*	4-6	4-5	4-4	0	3	3	2	16	0	1	0	0	29
11	Hill,Mari	*	3-6	1-3	5-6	0	5	5	1	12	8	1	0	2	38
23	Thompson,Caterrion	*	4-8	2-4	0-2	1	4	5	4	10	5	6	0	0	31
35	Hempfling,Kadie	*	4-7	1-3	2-2	2	10	12	3	11	2	3	0	0	35
55	Perry,Angela	*	11-13	1-1	2-3	2	6	8	1	25	4	3	2	0	35
02	Trice,Olivia		0-1	0-0	0-0	0	0	0	1	0	0	0	0	0	4
05	Brett,Elissa		3-8	1-2	1-2	2	3	5	3	8	4	2	0	0	17
14	Hall,Kaillie		0-0	0-0	0-0	0	0	0	0	0	0	0	0	0	2
21	McMillen,Morgan		0-1	0-1	0-0	0	0	0	0	0	0	0	0	0	6
24	Uecker,Jane		0-1	0-0	0-0	0	1	1	1	0	0	0	0	0	3
	Team					0	2	2							
	Totals		29-51	10-19	14-19	7	34	41	16	82	23	16	2	2	200

1st - FG %:	8-17	47.1%	2nd: 7-14	50.0%	3rd: 8-11	72.7%	4th: 6-9	66.7%	Game: 29-51	56.9%	Deadball
3FG %:	2-5	40.0%	5-8	62.5%	1-3	33.3%	2-3	66.7%	10-19	52.6%	Rebounds
FT %:	2-3	66.7%	4-4	100.0%	1-4	25.0%	7-8	87.5%	14-19	73.7%	1

Marshall 69 • 5-4

##	Player		Total FG-FGA	3-Ptr FG-FGA	FT-FTA	Rebounds Off	Def	Tot	PF	TP	A	TO	Blk	Stl	Min
02	Kristen Mayo	*	8-14	5-10	0-0	1	1	2	5	21	3	0	0	1	30
10	Ashley Saintigene	*	1-2	0-0	1-2	3	1	4	2	3	0	1	3	0	23
15	Dazha Congleton	*	3-8	2-5	1-4	2	0	2	4	9	0	2	0	0	25
20	Taylor Pearson	*	2-9	1-6	0-0	1	4	5	5	5	1	1	0	1	23
22	Khadaijia Brooks	*	5-14	3-4	2-2	5	6	11	3	15	4	1	1	2	32
00	Kia Sivils		1-2	0-0	0-2	0	0	0	2	2	2	0	0	1	10
04	Savannah Wheeler		5-13	1-7	0-0	0	2	2	1	11	7	0	0	0	27
05	Princess Clemons		0-5	0-3	0-0	0	0	0	0	0	2	0	0	2	10
32	Paige Shy		1-4	1-3	0-0	0	3	3	1	3	0	0	0	0	15
34	Lorelei Roper		0-1	0-0	0-0	1	0	1	0	0	0	0	0	0	5
	Team					2	2	4							
	Totals		26-72	13-38	4-10	15	19	34	23	69	19	5	4	7	200

1st - FG %:	6-17	35.3%	2nd: 8-18	44.4%	3rd: 6-18	33.3%	4th: 6-19	31.6%	Game: 26-72	36.1%	Deadball
3FG %:	2-8	25.0%	5-9	55.6%	3-11	27.3%	3-10	30.0%	13-38	34.2%	Rebounds
FT %:	1-4	25.0%	0-2	0.0%	1-2	50.0%	2-2	100.0%	4-10	40.0%	3

Officials: Kevin Pethel, Jennifer Rezac, Brad Maxey
Technical fouls: Bowling Green-None. Marshall-None.
Attendance: 482

Score by periods	1st	2nd	3rd	4th	Total
Bowling Green	20	23	18	21	**82**
Marshall	15	21	16	17	**69**

Points	In Paint	Off T/O	2nd Chance	Fast Break	Bench
BGSU	35	6	8	5	8
MAR	14	15	7	0	16

Last FG - BGSU 4th-03:33, MAR 4th-00:31.
Largest lead - BGSU by 14 4th-01:58, MAR None.
BGSU led for 37:39. MAR led for 00:00. Game was tied for 02:04.

Score tied - 4 times.
Lead changed - 0 times.

Dec. 15 at Rutgers - L, 66-41

Official Basketball Box Score -- Game Totals -- Final Statistics
Marshall vs Rutgers
12/15/19 2:00 pm at

Marshall 41 • 5-5,0-0 C-USA

##	Player		Total FG-FGA	3-Ptr FG-FGA	FT-FTA	Rebounds Off	Def	Tot	PF	TP	A	TO	Blk	Stl	Min
10	Ashley Saintigene	f	0-3	0-0	0-2	3	1	4	2	0	1	0	2	0	24
20	Taylor Pearson	f	1-7	0-3	2-5	1	2	3	0	4	1	2	0	0	17
02	Kristen Mayo	g	2-8	2-5	0-0	0	2	2	1	6	1	2	0	0	22
15	Dazha Congleton	g	0-6	0-2	0-0	1	2	3	0	0	1	1	0	2	16
22	Khadaijia Brooks	g	1-6	0-3	0-0	1	1	2	1	2	0	1	0	2	24
00	Kia Sivils		0-1	0-1	2-4	1	2	3	1	2	0	0	0	2	23
04	Savannah Wheeler		4-7	2-4	5-6	0	3	3	4	15	0	2	0	0	22
05	Princess Clemons		1-2	1-2	1-2	2	5	7	0	4	3	1	0	1	20
23	Alexis Johnson		1-2	0-1	0-0	0	0	0	1	2	0	0	0	1	5
32	Paige Shy		2-9	2-9	0-0	0	1	1	0	6	0	0	0	1	16
34	Lorelei Roper		0-1	0-0	0-0	0	2	2	2	0	0	0	1	0	11
	Team					5	3	8				2			
	Totals		12-52	7-30	10-19	14	24	38	12	41	7	11	3	9	200

1st - FG %:	1-13	7.7%	2nd: 3-16	18.8%	3rd: 3-12	25.0%	4th: 5-11	45.5%	Game: 12-52	23.1%	Deadball
3FG %:	0-6	0.0%	3-9	33.3%	2-7	28.6%	2-8	25.0%	7-30	23.3%	Rebounds
FT %:	0-2	0.0%	2-5	40.0%	3-4	75.0%	5-8	62.5%	10-19	52.6%	5

Rutgers 66 • 10-1,0-0 Big Ten

##	Player		Total FG-FGA	3-Ptr FG-FGA	FT-FTA	Rebounds Off	Def	Tot	PF	TP	A	TO	Blk	Stl	Min
13	Mael Gilles	f	3-6	3-4	2-2	2	3	5	3	11	0	2	0	2	30
44	Jordan Wallace	c	5-7	0-0	0-0	4	1	5	1	10	0	0	0	1	21
05	Danielle Migliore	g	0-6	0-6	0-0	0	6	6	0	0	2	2	1	1	23
12	Khadaizha Sanders	g	5-11	2-5	0-0	1	1	2	1	12	8	1	0	0	29
31	Tekia Mack	g	4-10	3-6	0-0	1	7	8	0	11	6	3	0	2	33
15	Maori Davenport		6-9	0-0	1-3	3	4	7	1	13	0	1	1	0	19
20	Joiya Maddox		3-12	3-11	0-0	1	3	4	4	9	2	1	0	0	27
22	Tyia Singleton		0-1	0-0	0-0	0	2	2	4	0	1	0	2	0	18
	Team					1	3	4				1			
	Totals		26-62	11-32	3-5	13	30	43	14	66	19	11	4	6	200

1st - FG %:	9-19	47.4%	2nd: 6-13	46.2%	3rd: 6-17	35.3%	4th: 5-13	38.5%	Game: 26-62	41.9%	Deadball
3FG %:	4-9	44.4%	3-9	33.3%	2-8	25.0%	2-6	33.3%	11-32	34.4%	Rebounds
FT %:	2-2	100.0%	0-0	0.0%	0-1	0.0%	1-2	50.0%	3-5	60.0%	1

Officials: Natasha Camy,Tiara Cruse,Gina Cross
Technical fouls: Marshall-None. Rutgers-None.
Attendance: 1337
2019-20 Women's Basketball. Round: 0. Marshall vs Rutgers. Played at Rutgers A

Score by periods	1st	2nd	3rd	4th	Total
Marshall	2	11	11	17	**41**
Rutgers	24	15	14	13	**66**

Points	In Paint	Off T/O	2nd Chance	Fast Break	Bench
MAR	4	8	4	3	29
RU	30	19	9	14	22

Last FG - MAR 4th-04:20, RU 4th-04:56.
Largest lead - MAR None, RU by 33 3rd-05:08.
MAR led for 00:00. RU led for 39:48. Game was tied for 00:12.

Score tied - 0 times.
Lead changed - 0 times.

Dec. 21 at Towson - L, 59-56

Official Basketball Box Score -- Game Totals -- Final Statistics
Marshall vs Towson
12/21/19 2:00 pm at

Marshall 56 • 5-6,0-0 C-USA

##	Player		Total FG-FGA	3-Ptr FG-FGA	FT-FTA	Rebounds Off	Def	Tot	PF	TP	A	TO	Blk	Stl	Min
10	Ashley Saintigene	f	4-6	0-0	2-6	2	2	4	4	10	0	2	2	0	19
20	Taylor Pearson	f	2-4	0-0	0-0	1	4	5	3	4	3	0	0	1	29
02	Kristen Mayo	g	5-13	1-6	0-0	0	4	4	3	11	0	1	0	1	28
15	Dazha Congleton	g	2-11	0-1	0-4	2	6	8	3	4	3	2	1	1	28
22	Khadaijia Brooks	g	7-13	1-3	0-0	3	6	9	1	15	1	2	1	1	34
00	Kia Sivils		0-0	0-0	0-2	2	2	4	1	0	2	0	0	1	16
04	Savannah Wheeler		2-11	0-3	2-3	0	0	0	4	6	2	3	0	0	25
05	Princess Clemons		2-2	2-2	0-0	0	3	3	1	6	0	1	1	0	12
32	Paige Shy		0-2	0-2	0-0	0	2	2	1	0	1	2	0	0	8
34	Lorelei Roper		0-0	0-0	0-0	0	1	1	0	0	0	0	0	0	1
	Team					4	3	7							
	Totals		24-62	4-17	4-15	14	33	47	21	56	12	13	5	5	200

1st - FG %:	10-17	58.8%	2nd: 4-16	25.0%	3rd: 5-15	33.3%	4th: 5-14	35.7%	Game: 24-62	38.7%	Deadball
3FG %:	1-3	33.3%	1-6	16.7%	2-6	33.3%	0-2	0.0%	4-17	23.5%	Rebounds
FT %:	0-2	0.0%	3-9	33.3%	1-2	50.0%	0-2	0.0%	4-15	26.7%	6

Towson 59 • 4-6,0-0 CAA

##	Player		Total FG-FGA	3-Ptr FG-FGA	FT-FTA	Rebounds Off	Def	Tot	PF	TP	A	TO	Blk	Stl	Min
01	Nukiya Mayo	f	8-23	3-7	2-2	2	6	8	1	21	1	1	2	0	39
24	Tess Borgosz	f	0-3	0-0	0-0	3	1	4	1	0	0	2	0	0	6
11	Qierra Murray	g	3-9	0-1	7-11	1	5	6	1	13	7	1	0	2	39
21	Kionna Jeter	g	4-15	3-10	4-4	2	5	7	3	15	0	4	0	2	35
32	Ryan Holder	g	0-4	0-1	1-2	1	3	4	2	1	0	1	5	0	33
03	Maggie Sharp		0-2	0-2	0-0	0	0	0	0	0	0	1	0	0	3
13	Wiebke Schwartau		0-0	0-0	0-0	1	0	1	0	0	0	0	0	0	3
20	Myka Johnson-Matthew		2-5	1-2	0-0	1	1	2	1	5	0	1	0	0	25
22	LaKaitlin Wright		0-3	0-0	2-4	1	4	5	3	2	0	0	2	0	10
23	Shavonne Smith		1-1	0-0	0-0	1	0	1	0	2	0	0	0	0	7
	Team					4	4	8							
	Totals		18-65	7-23	16-23	17	29	46	12	59	8	11	9	4	200

1st - FG %:	4-20	20.0%	2nd: 7-14	50.0%	3rd: 3-14	21.4%	4th: 4-17	23.5%	Game: 18-65	27.7%	Deadball
3FG %:	1-6	16.7%	4-8	50.0%	0-5	0.0%	2-4	50.0%	7-23	30.4%	Rebounds
FT %:	3-4	75.0%	2-5	40.0%	8-10	80.0%	3-4	75.0%	16-23	69.6%	4

Officials: Warren Harding Jr.,Angel Stanton,Kathy Lonergan
Technical fouls: Marshall-None. Towson-None.
Attendance: 301
2019-20 Women's Basketball. Round: 0. Marshall vs Towson. Played at SECU Arena

Score by periods	1st	2nd	3rd	4th	Total
Marshall	21	12	13	10	**56**
Towson	12	20	14	13	**59**

Points	In Paint	Off T/O	2nd Chance	Fast Break	Bench
MAR	34	7	9	2	12
TOWSON	18	5	10	10	9

Last FG - MAR 4th-00:26, TOWSON 4th-00:03.
Largest lead - MAR by 11 2nd-06:02, TOWSON by 3 4th-00:03.
MAR led for 31:51. TOWSON led for 03:43. Game was tied for 04:26.

Score tied - 9 times.
Lead changed - 13 times.

Jan. 2 at Rice - L, 81-43

Official Basketball Box Score – Game Totals – Final Statistics
Marshall vs Rice
01/02/20 7:00 pm at

Marshall 43 • 5-7,0-1 C-USA

##	Player		Total FG-FGA	3-Ptr FG-FGA	FT-FTA	Rebounds Off	Def	Tot	PF	TP	A	TO	Blk	Stl	Min
10	Ashley Saintigene	f	5-7	0-0	0-1	3	0	3	2	10	0	3	2	2	18
20	Taylor Pearson	f	2-9	1-3	0-0	3	1	4	3	5	0	1	0	0	18
02	Kristen Mayo	g	1-9	1-4	2-2	0	1	1	1	5	1	1	0	2	29
15	Dazha Congleton	g	3-10	0-3	7-11	1	2	3	1	13	0	2	0	3	23
22	Khadaijia Brooks	g	1-4	1-2	0-0	0	0	0	1	3	0	1	0	1	17
00	Kia Sivils		0-2	0-0	0-0	2	0	2	1	0	0	1	0	1	15
04	Savannah Wheeler		1-7	0-4	0-0	0	0	0	1	2	2	1	0	0	27
05	Princess Clemons		1-5	1-2	0-0	0	6	6	0	3	0	1	1	0	20
21	Brianna Toney		1-1	0-0	0-0	0	0	0	0	2	0	0	0	0	2
23	Alexis Johnson		0-0	0-0	0-0	1	1	2	0	0	1	0	0	0	3
32	Paige Shy		0-1	0-1	0-0	0	3	3	2	0	0	2	0	1	13
34	Lorelei Roper		0-4	0-1	0-0	3	1	4	0	0	0	2	0	0	15
	Team					3	1	4							
	Totals		15-59	4-20	9-14	16	16	32	12	43	4	15	3	10	200

1st - FG %:	4-17	23.5%	2nd: 1-12	8.3%	3rd: 6-15	40.0%	4th: 4-15	26.7%	Game: 15-59	25.4%	Deadball
3FG %:	1-5	20.0%	1-7	14.3%	2-5	40.0%	0-3	0.0%	4-20	20.0%	Rebounds
FT %:	2-2	100.0%	0-0	0.0%	0-1	0.0%	7-11	63.6%	9-14	64.3%	1

Rice 81 • 6-6,1-0 C-USA

##	Player		Total FG-FGA	3-Ptr FG-FGA	FT-FTA	Rebounds Off	Def	Tot	PF	TP	A	TO	Blk	Stl	Min
15	Lauren Schwartz	f	2-4	0-1	2-2	2	4	6	0	6	1	0	1	1	26
32	Nancy Mulkey	c	4-9	0-0	2-2	3	4	7	0	10	2	0	1	1	15
02	Sydne Wiggins	g	4-6	2-3	1-1	0	1	1	1	11	3	1	0	2	21
10	Jasmine Smith	g	2-4	0-2	0-0	0	2	2	1	4	4	3	1	1	21
13	Erica Ogwumike	g	7-17	0-3	0-0	6	6	12	0	14	1	1	1	0	26
03	Katelyn Crosthwait		4-8	2-4	0-0	1	6	7	0	10	0	1	0	0	23
05	Destiny Jackson		3-4	1-2	0-0	1	1	2	4	7	2	0	0	1	14
11	Haylee Swayze		1-2	1-2	0-0	0	0	0	0	3	0	0	0	0	10
12	India Bellamy		1-3	0-1	0-0	0	3	3	1	2	0	2	0	1	9
21	Arianna McCurry		0-1	0-0	0-0	1	0	1	4	0	1	2	0	0	8
22	Ashlee Austin		3-4	1-2	1-1	0	1	1	2	8	2	2	0	0	10
24	Temi Alao		2-2	0-0	0-3	0	0	0	0	4	2	0	0	0	9
25	Kendall Ellig		1-2	0-0	0-0	1	0	1	2	2	0	2	0	0	8
	Team					3	4	7							
	Totals		34-66	7-20	6-9	18	32	50	15	81	18	14	4	7	200

1st - FG %:	9-22	40.9%	2nd: 8-17	47.1%	3rd: 9-12	75.0%	4th: 8-15	53.3%	Game: 34-66	51.5%	Deadball
3FG %:	1-6	16.7%	1-3	33.3%	3-5	60.0%	2-6	33.3%	7-20	35.0%	Rebounds
FT %:	1-1	100.0%	0-0	0.0%	5-8	62.5%	0-0	0.0%	6-9	66.7%	1

Officials: Katrina Lyles,Kelly Broomfield,Travis Jones
Technical fouls: Marshall-None. Rice-None.
Attendance: 513
2019-20 Women's Basketball. Round: 0. Marshall vs Rice. Played at Tudor Fieldh

Score by periods	1st	2nd	3rd	4th	Total
Marshall	11	3	14	15	**43**
Rice	20	17	26	18	**81**

Points	In Paint	Off T/O	2nd Chance	Fast Break	Bench
MAR	20	5	6	4	7
RICE	52	17	12	8	36

Last FG - MAR 4th-00:35, RICE 4th-01:23.
Largest lead - MAR None, RICE by 43 4th-01:23.
MAR led for 00:00. RICE led for 39:32. Game was tied for 00:28.

Score tied - 1 time.
Lead changed - 0 times.

Jan. 4 at North Texas - W, 68-59

Official Basketball Box Score – Game Totals – Final Statistics
Marshall vs North Texas
01/04/20 3:00 pm at

Marshall 68 • 6-7,1-1 C-USA

##	Player		Total FG-FGA	3-Ptr FG-FGA	FT-FTA	Rebounds Off	Def	Tot	PF	TP	A	TO	Blk	Stl	Min
20	Taylor Pearson	f	0-2	0-1	2-2	0	9	9	4	2	0	4	0	1	36
02	Kristen Mayo	g	6-14	3-6	3-6	0	5	5	2	18	4	2	0	2	32
04	Savannah Wheeler	g	3-8	2-5	9-10	0	6	6	4	17	2	3	0	1	34
15	Dazha Congleton	g	0-2	0-0	0-0	1	1	2	2	0	3	1	0	0	9
22	Khadaijia Brooks	g	4-9	1-3	0-0	2	3	5	2	9	1	2	2	0	29
00	Kia Sivils		7-7	2-2	0-0	1	0	1	4	16	1	1	0	0	29
05	Princess Clemons		1-3	1-3	0-0	0	5	5	1	3	2	2	0	1	16
32	Paige Shy		1-2	1-2	0-0	0	2	2	1	3	1	0	0	0	12
34	Lorelei Roper		0-1	0-0	0-0	1	0	1	1	0	0	0	0	0	3
	Team					2	1	3				1			
	Totals		22-48	10-22	14-18	7	32	39	21	68	14	16	2	5	200

	1st	2nd	3rd	4th	Game	Deadball Rebounds
FG %:	4-13 30.8%	6-13 46.2%	8-13 61.5%	4-9 44.4%	22-48 45.8%	2
3FG %:	3-8 37.5%	3-7 42.9%	2-3 66.7%	2-4 50.0%	10-22 45.5%	
FT %:	2-2 100.0%	4-4 100.0%	2-4 50.0%	6-8 75.0%	14-18 77.8%	

North Texas 59 • 7-7,1-1 C-USA

##	Player		Total FG-FGA	3-Ptr FG-FGA	FT-FTA	Rebounds Off	Def	Tot	PF	TP	A	TO	Blk	Stl	Min
11	Charlene Shepherd	f	8-17	1-3	6-9	4	5	9	4	23	1	2	0	1	35
12	Destinee McDowell	f	3-7	0-0	0-0	1	5	6	2	6	3	2	0	1	28
01	Callie Owens	g	1-7	0-4	7-9	0	2	2	2	9	1	1	0	2	28
04	Jazion Jackson	g	0-3	0-1	3-6	0	2	2	0	3	2	3	0	0	21
10	Trena Mims	g	0-4	0-0	2-2	0	0	0	1	2	0	0	0	1	22
02	Summer Jones		3-9	2-8	0-0	0	2	2	1	8	2	1	0	0	30
03	N'Yah Boyd		1-3	1-2	0-0	2	2	4	2	3	1	2	0	0	22
23	Randi Thompson		2-7	0-3	1-3	0	1	1	3	5	0	1	0	2	14
	Team					6	2	8							
	Totals		18-57	4-21	19-29	13	21	34	15	59	10	12	0	7	200

	1st	2nd	3rd	4th	Game	Deadball Rebounds
FG %:	4-16 25.0%	2-12 16.7%	5-12 41.7%	7-17 41.2%	18-57 31.6%	4
3FG %:	2-6 33.3%	1-6 16.7%	0-3 0.0%	1-6 16.7%	4-21 19.0%	
FT %:	2-2 100.0%	7-8 87.5%	6-10 60.0%	4-9 44.4%	19-29 65.5%	

Officials: Natasha Curry,Marcus Clayton,Bill Larance
Technical fouls: Marshall-None. North Texas-None.
Attendance: 1290
2019-20 Women's Basketball. Round: 0. Marshall vs North Texas. Played at Super

Score by periods	1st	2nd	3rd	4th	Total
Marshall	13	19	20	16	**68**
North Texas	12	12	16	19	**59**

Points	In Paint	Off T/O	2nd Chance	Fast Break	Bench
MAR	18	7	5	13	22
UNT	24	15	15	10	16

Last FG - MAR 4th-00:50, UNT 4th-02:49.
Largest lead - MAR by 19 3rd-05:24, UNT by 4 2nd-08:12.
MAR led for 27:24. UNT led for 06:20. Game was tied for 06:16.

Score tied - 3 times.
Lead changed - 4 times.

Jan. 9 vs. Middle Tennessee - L, 75-55

Official Basketball Box Score -- Game Totals -- Final Statistics
Middle Tennessee vs Marshall
1/9/20 6 p.m. at Huntington, W.Va. (Cam Henderson Center)

Middle Tennessee 75 • 10-5, 2-1 C-USA

##	Player		Total FG-FGA	3-Ptr FG-FGA	FT-FTA	Rebounds Off	Def	Tot	PF	TP	A	TO	Blk	Stl	Min
01	Anastasia Hayes	*	6-15	1-3	4-7	0	11	11	2	17	10	5	0	0	36
02	Taylor Sutton	*	5-14	4-12	0-1	2	6	8	3	14	4	3	0	1	37
11	Aislynn Hayes	*	5-12	3-9	2-4	0	2	2	4	15	2	0	0	1	31
33	Courtney Whitson	*	2-7	0-2	0-0	1	3	4	2	4	1	1	2	1	30
35	Charity Savage	*	6-7	4-5	4-5	3	7	10	4	20	2	3	0	0	27
03	Taylor Lewis		0-1	0-0	0-0	1	0	1	3	0	0	1	2	1	5
05	Kiya Turner		0-0	0-0	2-4	0	0	0	1	2	0	0	0	0	9
23	Alexis Whittington		1-4	0-1	1-1	2	1	3	1	3	1	1	1	2	21
24	Amanda Whittington		0-0	0-0	0-0	0	0	0	0	0	0	0	0	0	4
	Team					2	4	6				1			
	Totals		25-60	12-32	13-22	11	34	45	20	75	20	15	5	6	200

	1st	2nd	3rd	4th	Game	Deadball Rebounds
FG %:	8-21 38.1%	8-15 53.3%	7-12 58.3%	2-12 16.7%	25-60 41.7%	5
3FG %:	4-10 40.0%	4-8 50.0%	3-7 42.9%	1-7 14.3%	12-32 37.5%	
FT %:	3-5 60.0%	1-1 100.0%	2-5 40.0%	7-11 63.6%	13-22 59.1%	

Marshall 55 • 6-8, 1-2 C-USA

##	Player		Total FG-FGA	3-Ptr FG-FGA	FT-FTA	Rebounds Off	Def	Tot	PF	TP	A	TO	Blk	Stl	Min
02	Kristen Mayo	*	4-11	2-6	1-2	0	0	0	1	11	1	0	0	0	32
04	Savannah Wheeler	*	3-14	0-8	8-10	1	5	6	5	14	0	2	0	2	33
10	Ashley Saintigene	*	1-5	0-0	2-3	3	6	9	2	4	1	3	4	0	18
20	Taylor Pearson	*	3-5	1-3	1-1	1	4	5	2	8	3	3	0	1	28
22	Khadaijia Brooks	*	1-5	0-3	3-4	1	3	4	3	5	2	1	1	2	23
00	Kia Sivils		1-5	0-1	0-0	0	1	1	4	2	0	0	1	2	25
05	Princess Clemons		2-6	0-2	1-3	0	2	2	0	5	1	1	1	2	16
23	Alexis Johnson		1-1	0-0	0-0	1	2	3	2	2	0	0	0	0	4
32	Paige Shy		1-6	0-4	0-0	2	1	3	2	2	1	1	0	1	16
34	Lorelei Roper		1-1	0-0	0-2	0	1	1	1	2	0	1	0	0	5
	Team					1	3	4							
	Totals		18-59	3-27	16-25	10	28	38	22	55	9	12	7	10	200

	1st	2nd	3rd	4th	Game	Deadball Rebounds
FG %:	4-15 26.7%	5-16 31.3%	3-13 23.1%	6-15 40.0%	18-59 30.5%	6
3FG %:	1-7 14.3%	2-11 18.2%	0-5 0.0%	0-4 0.0%	3-27 11.1%	
FT %:	3-3 100.0%	5-7 71.4%	7-10 70.0%	1-5 20.0%	16-25 64.0%	

Officials: Chris Sauceda, Molly Caldwell, Josh Howell
Technical fouls: Middle Tennessee-None. Marshall-None.
Attendance: 387

Score by periods	1st	2nd	3rd	4th	Total
Middle Tennessee	23	21	19	12	**75**
Marshall	12	17	13	13	**55**

Points	In Paint	Off T/O	2nd Chance	Fast Break	Bench
MT	22	12	11	2	5
MAR	26	13	12	4	13

Last FG - MT 4th-05:29, MAR 4th-01:29.
Largest lead - MT by 25 3rd-03:19, MAR by 2 1st-07:42.
MT led for 35:06. MAR led for 01:13. Game was tied for 03:41.

Score tied - 2 times.
Lead changed - 3 times.

Jan. 11 vs. UAB - W, 61-56

Official Basketball Box Score – Game Totals – Final Statistics
UAB vs Marshall
1/11/20 1 p.m. at Huntington, W.Va. (Cam Henderson Center)

UAB 56 • 9-7, 1-3 C-USA

##	Player		Total FG-FGA	3-Ptr FG-FGA	FT-FTA	Rebounds Off	Def	Tot	PF	TP	A	TO	Blk	Stl	Min
00	BARNES, Miyah	*	4-12	2-4	0-0	1	1	2	0	10	0	1	0	0	30
03	VENDRELL, Angela	*	3-5	1-1	2-2	2	10	12	5	9	5	2	2	2	28
12	MAGEE, Trista	*	3-9	2-5	0-2	0	1	1	3	8	1	3	0	1	31
13	THOMAS, Katelynn	*	0-3	0-0	0-0	1	0	1	0	0	0	1	0	0	2
32	CHILDRESS, Rachael	*	2-17	1-8	5-5	0	6	6	4	10	3	1	0	0	37
01	WHITLEY, Margaret		1-3	1-3	0-0	0	0	0	0	3	0	0	0	0	6
02	MITCHELL, Sam		1-2	1-2	0-0	0	0	0	1	3	0	0	0	0	10
10	ROSENFELDT, Sara		1-1	0-0	0-1	1	1	2	3	2	1	1	0	1	18
23	KERSTEIN, Lea		0-0	0-0	0-0	0	2	2	0	0	1	1	0	0	8
34	JOHNSON, Imani		2-5	0-0	5-6	2	2	4	4	9	0	0	0	0	28
55	WEATHERSBY, Zakyia		1-1	0-0	0-0	0	0	0	1	2	0	0	0	0	2
	Team					3	3	6							
	Totals		18-58	8-23	12-16	10	26	36	21	56	11	10	2	4	200

	1st	2nd	3rd	4th	Game	Deadball Rebounds
FG %:	4-17 23.5%	3-10 30.0%	6-13 46.2%	5-18 27.8%	18-58 31.0%	2
3FG %:	1-8 12.5%	1-2 50.0%	2-4 50.0%	4-9 44.4%	8-23 34.8%	
FT %:	2-3 66.7%	2-2 100.0%	4-5 80.0%	4-6 66.7%	12-16 75.0%	

Marshall 61 • 7-8, 2-2 C-USA

##	Player		Total FG-FGA	3-Ptr FG-FGA	FT-FTA	Rebounds Off	Def	Tot	PF	TP	A	TO	Blk	Stl	Min
02	Kristen Mayo	*	1-8	0-2	0-0	2	5	7	4	2	3	0	0	0	28
04	Savannah Wheeler	*	3-9	1-3	8-8	1	1	2	4	15	3	2	1	1	31
10	Ashley Saintigene	*	3-4	0-0	2-2	4	5	9	4	8	1	2	3	1	23
20	Taylor Pearson	*	5-11	2-6	5-6	1	7	8	1	17	1	3	0	1	29
22	Khadaijia Brooks	*	3-8	1-3	2-2	0	6	6	2	9	4	1	1	1	31
00	Kia Sivils		0-3	0-1	1-2	2	3	5	4	1	1	1	2	0	24
05	Princess Clemons		1-5	0-3	1-2	0	2	2	0	3	0	2	0	0	16
23	Alexis Johnson		0-1	0-0	0-0	0	1	1	0	0	0	0	0	0	2
32	Paige Shy		2-3	0-1	0-0	1	0	1	1	4	0	0	0	0	8
34	Lorelei Roper		1-3	0-0	0-0	1	0	1	0	2	1	0	0	0	8
	Team					0	2	2				1			
	Totals		19-55	4-19	19-22	12	32	44	20	61	14	12	7	4	200

	1st	2nd	3rd	4th	Game	Deadball Rebounds
FG %:	7-19 36.8%	3-13 23.1%	4-13 30.8%	5-10 50.0%	19-55 34.5%	1
3FG %:	0-6 0.0%	3-5 60.0%	1-7 14.3%	0-1 0.0%	4-19 21.1%	
FT %:	1-1 100.0%	2-2 100.0%	5-5 100.0%	11-14 78.6%	19-22 86.4%	

Officials: Michael McConnell, Laura Morris, Jamie Broderick
Technical fouls: UAB-None. Marshall-None.
Attendance: 607

Score by periods	1st	2nd	3rd	4th	Total
UAB	11	9	18	18	**56**
Marshall	15	11	14	21	**61**

Points	In Paint	Off T/O	2nd Chance	Fast Break	Bench
UABWBB	16	9	8	0	19
MAR	28	12	8	0	10

Last FG - UABWBB 4th-00:07, MAR 4th-03:08.
Largest lead - UABWBB by 2 1st-09:10, MAR by 9 2nd-04:14.
UABWBB led for 01:03. MAR led for 33:20. Game was tied for 05:37.

Score tied - 6 times.
Lead changed - 1 time.

Jan. 16 at Charlotte - L, 52-46

Official Basketball Box Score – Game Totals – Final Statistics
Marshall vs Charlotte
01/16/20 7:00 pm at

Marshall 46 • 7-9,2-3 C-USA

##	Player		Total FG-FGA	3-Ptr FG-FGA	FT-FTA	Rebounds Off	Def	Tot	PF	TP	A	TO	Blk	Stl	Min
10	Ashley Saintigene	f	3-5	0-0	0-0	3	3	6	5	6	1	4	2	0	24
20	Taylor Pearson	f	3-10	2-7	2-2	0	3	3	2	10	0	0	0	0	30
02	Kristen Mayo	g	1-8	1-6	7-9	1	3	4	0	10	0	2	0	2	30
04	Savannah Wheeler	g	4-9	0-2	2-3	0	5	5	3	10	3	3	0	0	35
22	Khadaijia Brooks	g	2-8	1-3	1-2	1	8	9	3	6	3	2	0	0	31
00	Kia Sivils		1-4	1-2	0-0	1	1	2	3	3	0	2	0	0	25
05	Princess Clemons		0-6	0-5	0-0	1	3	4	0	0	0	2	1	0	14
32	Paige Shy		0-3	0-2	1-2	0	1	1	0	1	0	1	0	0	11
	Team					1	0	1							
	Totals		14-53	5-27	13-18	8	27	35	16	46	7	16	3	2	200

	1st	2nd	3rd	4th	Game	Deadball Rebounds
FG %:	6-12 50.0%	1-11 9.1%	5-18 27.8%	2-12 16.7%	14-53 26.4%	4,5
3FG %:	1-5 20.0%	1-6 16.7%	1-7 14.3%	2-9 22.2%	5-27 18.5%	
FT %:	2-3 66.7%	2-2 100.0%	2-4 50.0%	7-9 77.8%	13-18 72.2%	

Charlotte 52 • 11-4,2-2 C-USA

##	Player		Total FG-FGA	3-Ptr FG-FGA	FT-FTA	Rebounds Off	Def	Tot	PF	TP	A	TO	Blk	Stl	Min
34	Dara Pearson	f	2-2	0-0	0-1	0	0	0	2	4	0	1	0	1	15
01	Christian Hithe	g	2-8	0-3	2-2	2	2	4	3	6	3	1	1	1	29
03	Mariah Linney	g	3-11	3-8	2-4	1	3	4	2	11	0	0	0	0	32
05	Jade Phillips	g	6-20	0-1	4-4	5	11	16	1	16	0	0	1	0	37
15	Jada McMillian	g	2-4	0-2	4-6	4	7	11	3	8	4	4	0	1	34
02	Cali Konek		0-2	0-1	0-0	0	0	0	1	0	0	1	0	0	6
13	Octavia Jett-Wilson		1-6	0-1	1-2	1	1	2	1	3	0	0	0	1	20
20	Sierra McCullough		0-2	0-0	0-0	0	1	1	0	0	0	0	0	0	2
22	Lauren Harley		0-1	0-0	0-0	0	0	0	0	0	0	1	0	0	2
40	Jazmin Harris		2-9	0-0	0-0	3	2	5	0	4	0	0	2	0	16
44	Angel Middleton		0-1	0-0	0-2	1	4	5	1	0	0	1	0	0	7
	Team					0	1	1				1			
	Totals		18-66	3-16	13-21	17	32	49	14	52	7	10	4	4	200

	1st	2nd	3rd	4th	Game	Deadball Rebounds
FG %:	4-17 23.5%	5-20 25.0%	6-16 37.5%	3-13 23.1%	18-66 27.3%	7
3FG %:	2-6 33.3%	1-3 33.3%	0-4 0.0%	0-3 0.0%	3-16 18.8%	
FT %:	2-2 100.0%	0-2 0.0%	2-5 40.0%	9-12 75.0%	13-21 61.9%	

Officials: LaSonia Baker,Timothy Bryant,Jody Cantrell
Technical fouls: Marshall-None. Charlotte-None.
Attendance: 718
2019-20 Women's Basketball. Round: 0. Charlotte vs Marshall. Played at Halton

Score by periods	1st	2nd	3rd	4th	Total
Marshall	15	5	13	13	**46**
Charlotte	12	11	14	15	**52**

Points	In Paint	Off T/O	2nd Chance	Fast Break	Bench
MAR	16	4	10	4	4
CHARL	26	12	16	6	7

Last FG - MAR 4th-00:01, CHARL 4th-02:58.
Largest lead - MAR by 3 1st-01:06, CHARL by 9 4th-00:08.
MAR led for 03:24. CHARL led for 32:49. Game was tied for 03:47.

Score tied - 3 times.
Lead changed - 5 times.

Jan. 18 at Old Dominion - L, 57-46

Official Basketball Box Score – Game Totals – Final Statistics
Marshall vs OLD DOMINION
01/18/20 2:07 PM at Chartway Arena

Marshall 46 • 7-10,2-4

##	Player		Total FG-FGA	3-Ptr FG-FGA	FT-FTA	Rebounds Off	Def	Tot	PF	TP	A	TO	Blk	Stl	Min
10	Ashley Saintigene	f	0-1	0-0	0-0	0	0	0	0	0	0	0	0	0	5
20	Taylor Pearson	f	4-9	2-7	0-0	1	7	8	4	10	0	3	0	1	36
02	Kristen Mayo	g	1-8	0-5	2-2	0	3	3	1	4	3	2	0	0	35
04	Savannah Wheeler	g	4-11	2-6	9-9	2	4	6	4	19	3	5	0	1	31
22	Khadaijia Brooks	g	3-12	0-4	2-2	0	5	5	5	8	1	2	2	4	32
05	Princess Clemons		1-5	1-4	0-0	0	4	4	5	3	1	0	0	0	22
21	Brianna Toney		0-1	0-0	0-0	0	0	0	1	0	0	1	0	0	5
23	Alexis Johnson		1-3	0-0	0-0	0	4	4	4	2	0	1	0	0	10
32	Paige Shy		0-2	0-1	0-0	1	2	3	1	0	0	4	0	0	24
	Team					3	2	5							
	Totals		14-52	5-27	13-13	7	31	38	25	46	8	18	2	6	200

	1st	2nd	3rd	4th	Game	Deadball Rebounds
FG %:	3-15 20.0%	3-10 30.0%	5-16 31.3%	3-11 27.3%	14-52 26.9%	
3FG %:	1-7 14.3%	2-8 25.0%	2-7 28.6%	0-5 0.0%	5-27 18.5%	
FT %:	4-4 100.0%	5-5 100.0%	2-2 100.0%	2-2 100.0%	13-13 100.0%	0

OLD DOMINION 57 • 14-3, 4-1

##	Player		Total FG-FGA	3-Ptr FG-FGA	FT-FTA	Rebounds Off	Def	Tot	PF	TP	A	TO	Blk	Stl	Min
23	Young, Amari	f	5-14	0-1	2-7	5	9	14	2	12	3	1	1	4	36
25	Scott, Ashley	c	0-0	0-0	0-0	0	1	1	0	0	0	0	0	0	3
03	Wayne, Ajah	g	7-13	0-2	5-8	5	6	11	1	19	1	3	0	0	32
05	Morris, Victoria	g	1-8	1-6	1-2	0	4	4	0	4	1	2	0	0	30
11	Edwards, Taylor	g	4-6	0-1	3-7	1	5	6	4	11	1	2	0	1	20
01	Adams, Mariah		0-6	0-3	1-2	2	1	3	2	1	3	3	0	3	32
04	Hudson, Aziah		2-4	2-4	0-0	0	2	2	2	6	0	0	0	0	16
12	Register, Amaya		0-4	0-1	2-2	0	1	1	3	2	0	1	0	2	20
14	Carter, Dejah		0-0	0-0	0-2	0	0	0	1	0	0	1	0	0	3
31	Reichert, Marie		1-1	0-0	0-0	0	1	1	2	2	0	1	1	0	8
	Team					0	1	1							
	Totals		20-56	3-18	14-30	13	31	44	17	57	9	14	2	10	200

	1st	2nd	3rd	4th	Game	Deadball Rebounds
FG %:	5-10 50.0%	8-20 40.0%	1-12 8.3%	6-14 42.9%	20-56 35.7%	
3FG %:	1-5 20.0%	2-7 28.6%	0-5 0.0%	0-1 0.0%	3-18 16.7%	
FT %:	6-15 40.0%	1-1 100.0%	0-2 0.0%	7-12 58.3%	14-30 46.7%	8

Officials: Brian Garland, Chris Sauceda, Starr Jefferson
Technical fouls: Marshall-None. OLD DOMINION-None.
Attendance: 1979

Score by periods	1st	2nd	3rd	4th	Total
Marshall	11	13	14	8	**46**
OLD DOMINION	17	19	2	19	**57**

Points	In Paint	Off T/O	2nd Chance	Fast Break	Bench
MAR	21	16	4	5	5
ODU	35	13	13	11	11

Last FG - MAR 4th-01:24, ODU 4th-00:38.
Largest lead - MAR by 2 4th-09:24, ODU by 15 2nd-01:25.
MAR led for 00:42. ODU led for 37:50. Game was tied for 01:27.

Score tied - 2 times.
Lead changed - 2 times.

Jan. 25 vs. WKU - L, 74-65

Official Basketball Box Score – Game Totals – Final Statistics
WKU vs Marshall
1/25/20 1 p.m. at Huntington, W.Va. (Cam Henderson Center)

WKU 74 • 12-6, 4-3 C-USA

##	Player		Total FG-FGA	3-Ptr FG-FGA	FT-FTA	Rebounds Off	Def	Tot	PF	TP	A	TO	Blk	Stl	Min
04	Dee Givens	*	10-20	4-13	0-0	3	8	11	1	24	0	2	0	3	37
05	Whitney Creech	*	4-10	1-2	6-8	1	2	3	0	15	7	3	0	2	36
15	Raneem Elgedawy	*	8-11	0-0	3-7	5	8	13	2	19	3	2	1	1	29
22	Sherry Porter	*	0-2	0-0	0-0	0	0	0	3	0	2	1	0	1	22
40	Meral Abdelgawad	*	5-9	1-5	1-4	4	2	6	3	12	2	2	0	3	34
00	Myriah Haywood		1-4	0-0	2-3	1	0	1	0	4	0	0	0	1	15
03	De'Myla Brown		0-1	0-1	0-0	0	0	0	0	0	0	0	1	0	2
11	Brewer, Alexis		0-2	0-2	0-0	0	0	0	1	0	1	0	0	1	12
12	Fatou Pouye		0-1	0-0	0-0	2	0	2	2	0	0	0	0	1	6
23	Sandra Skinner		0-3	0-0	0-2	2	4	6	0	0	0	1	0	0	7
	Team					2	0	2							
	Totals		28-63	6-23	12-24	20	24	44	12	74	15	13	2	13	200

	1st	2nd	3rd	4th	Game	Deadball Rebounds
FG %:	6-15 40.0%	7-20 35.0%	6-14 42.9%	9-14 64.3%	28-63 44.4%	
3FG %:	2-6 33.3%	2-7 28.6%	1-5 20.0%	1-5 20.0%	6-23 26.1%	
FT %:	0-3 0.0%	0-0 0.0%	2-4 50.0%	10-17 58.8%	12-24 50.0%	6

Marshall 65 • 7-11, 2-5 C-USA

##	Player		Total FG-FGA	3-Ptr FG-FGA	FT-FTA	Rebounds Off	Def	Tot	PF	TP	A	TO	Blk	Stl	Min
02	Kristen Mayo	*	5-12	3-9	4-5	0	2	2	0	17	1	4	1	2	33
04	Savannah Wheeler	*	3-9	1-4	1-2	1	3	4	4	8	2	3	0	1	30
05	Princess Clemons	*	4-6	2-4	0-0	0	4	4	4	10	4	4	1	4	33
20	Taylor Pearson	*	5-11	3-5	5-8	3	4	7	4	18	3	3	0	1	32
22	Khadaijia Brooks	*	1-4	0-1	2-2	3	3	6	4	4	1	3	0	0	26
00	Kia Sivils		0-3	0-1	0-0	0	0	0	1	0	1	2	1	0	24
32	Paige Shy		2-3	2-3	0-0	0	1	1	0	6	0	0	0	1	11
34	Lorelei Roper		1-2	0-0	0-0	0	1	1	1	2	0	0	1	0	11
	Team					1	3	4				1			
	Totals		21-50	11-27	12-17	8	21	29	18	65	12	20	4	9	200

	1st	2nd	3rd	4th	Game	Deadball Rebounds
FG %:	5-15 33.3%	3-10 30.0%	6-14 42.9%	7-11 63.6%	21-50 42.0%	
3FG %:	1-9 11.1%	3-6 50.0%	3-5 60.0%	4-7 57.1%	11-27 40.7%	
FT %:	3-4 75.0%	5-6 83.3%	2-2 100.0%	2-5 40.0%	12-17 70.6%	2

Officials: Laura Morris, Marla Gearhart, David Jenkins
Technical fouls: WKU-None. Marshall-None.
Attendance: 872

Score by periods	1st	2nd	3rd	4th	Total
WKU	14	16	15	29	**74**
Marshall	14	14	17	20	**65**

Points	In Paint	Off T/O	2nd Chance	Fast Break	Bench
WESTKY	40	19	16	10	4
MAR	20	13	3	2	8

Last FG - WESTKY 4th-02:10, MAR 4th-00:35.
Largest lead - WESTKY by 11 4th-01:10, MAR by 7 1st-08:22.
WESTKY led for 09:07. MAR led for 23:40. Game was tied for 07:13.

Score tied - 10 times.
Lead changed - 9 times.

Jan. 30 vs. FIU - L, 68-65

Official Basketball Box Score – Game Totals – Final Statistics
FIU vs Marshall
1/30/20 6 p.m. at Huntington, W.Va. (Cam Henderson Center)

FIU 68 • 5-15, 2-7 C-USA

##	Player		Total FG-FGA	3-Ptr FG-FGA	FT-FTA	Rebounds Off	Def	Tot	PF	TP	A	TO	Blk	Stl	Min
02	Cheyanne Daniels	*	1-2	0-0	0-0	0	3	3	0	2	1	3	0	0	14
05	Fujika Nimmo	*	4-9	3-8	0-0	0	2	2	3	11	0	0	0	0	25
14	Chelsea Guimaraes	*	5-9	0-1	3-4	3	9	12	0	13	4	2	3	0	37
21	Diene Diane	*	4-12	2-6	0-2	1	5	6	2	10	3	2	0	1	36
23	Bre'Osha Scott	*	1-2	0-0	0-0	0	3	3	2	2	2	0	0	0	11
03	Alana Swift		1-3	0-0	4-5	0	3	3	2	6	0	3	0	0	14
15	Ieva Spigule		6-11	6-10	0-0	0	2	2	1	18	1	0	1	0	29
25	Giulia Bongiorno		0-0	0-0	0-0	1	1	2	3	0	3	1	0	0	15
30	Jiselle Thomas		2-6	1-2	1-2	0	6	6	1	6	3	3	0	1	19
	Team					0	1	1				1			
	Totals		24-54	12-27	8-13	5	35	40	14	68	17	15	4	2	200

	1st	2nd	3rd	4th	Game	Deadball Rebounds
FG %:	7-13 53.8%	7-12 58.3%	4-16 25.0%	6-13 46.2%	24-54 44.4%	
3FG %:	6-10 60.0%	2-4 50.0%	1-6 16.7%	3-7 42.9%	12-27 44.4%	
FT %:	3-4 75.0%	4-5 80.0%	0-0 0.0%	1-4 25.0%	8-13 61.5%	3

Marshall 65 • 7-12, 2-6 C-USA

##	Player		Total FG-FGA	3-Ptr FG-FGA	FT-FTA	Rebounds Off	Def	Tot	PF	TP	A	TO	Blk	Stl	Min
02	Kristen Mayo	*	1-10	0-5	4-8	3	4	7	2	6	1	1	0	2	34
04	Savannah Wheeler	*	6-14	3-7	7-8	2	2	4	3	22	3	1	0	2	33
05	Princess Clemons	*	4-11	3-7	1-1	1	11	12	3	12	4	1	0	0	27
20	Taylor Pearson	*	6-13	2-3	0-1	1	3	4	1	14	1	1	0	0	34
22	Khadaijia Brooks	*	3-14	0-7	1-2	2	3	5	0	7	2	0	1	4	23
00	Kia Sivils		1-4	0-2	0-0	1	0	1	3	2	1	0	0	0	25
32	Paige Shy		1-4	0-2	0-0	2	1	3	1	2	0	3	0	1	15
34	Lorelei Roper		0-2	0-0	0-0	1	1	2	0	0	1	0	0	0	9
	Team					5	2	7							
	Totals		22-72	8-33	13-20	18	27	45	13	65	13	7	1	9	200

	1st	2nd	3rd	4th	Game	Deadball Rebounds
FG %:	3-16 18.8%	7-22 31.8%	6-13 46.2%	6-21 28.6%	22-72 30.6%	
3FG %:	1-9 11.1%	3-9 33.3%	3-6 50.0%	1-9 11.1%	8-33 24.2%	
FT %:	6-10 60.0%	2-2 100.0%	3-4 75.0%	2-4 50.0%	13-20 65.0%	4

Officials: Josh Howell, Charlie Hust, Linda Miles
Technical fouls: FIU-None. Marshall-None.
Attendance: 677

Score by periods	1st	2nd	3rd	4th	Total
FIU	23	20	9	16	**68**
Marshall	13	19	18	15	**65**

Points	In Paint	Off T/O	2nd Chance	Fast Break	Bench
FIU	20	10	4	2	30
MAR	28	14	7	6	4

Last FG - FIU 4th-00:30, MAR 4th-00:01.
Largest lead - FIU by 16 2nd-05:28, MAR by 2 1st-09:02.
FIU led for 36:15. MAR led for 02:25. Game was tied for 01:20.

Score tied - 1 time.
Lead changed - 3 times.

Feb. 1 vs. Florida Atlantic - W, 85-75

Official Basketball Box Score – Game Totals – Final Statistics
Florida Atlantic vs Marshall
2/1/20 1 p.m. at Huntington, W.Va. (Cam Henderson Center)

Florida Atlantic 75 • 9-12, 3-7 C-USA

##	Player		Total FG-FGA	3-Ptr FG-FGA	FT-FTA	Rebounds Off	Def	Tot	PF	TP	A	TO	Blk	Stl	Min
00	Astou Gaye	*	6-13	4-5	0-0	2	4	6	1	16	3	4	0	0	23
01	Crystal Primm	*	5-11	0-2	1-1	1	7	8	1	11	1	1	0	1	29
03	Lotta Vehka-Aho	*	5-17	3-10	4-6	1	2	3	3	17	1	3	0	2	38
10	Glenisha Harkless	*	1-4	1-4	0-0	0	1	1	4	3	5	2	0	0	22
11	Juliette Gauthier	*	4-8	1-2	3-4	5	6	11	0	12	1	2	2	1	37
05	Nikola Ozola		0-1	0-1	1-2	0	0	0	0	1	1	0	0	0	14
12	Allie Tylka		0-1	0-0	0-0	0	0	0	2	0	0	0	0	0	6
14	Abby Voss		1-1	0-0	0-0	0	1	1	3	2	1	1	0	0	11
23	Tanyia Gordon		4-10	0-1	1-2	2	2	4	1	9	1	1	0	4	9
32	Amber Gaston		2-2	0-0	0-0	0	1	1	1	4	0	0	0	0	6
34	Alexa Zaph		0-2	0-2	0-0	0	0	0	0	0	0	0	0	1	5
	Team					4	4	8				1			
	Totals		28-70	9-27	10-15	15	28	43	16	75	14	15	2	9	200

	1st	2nd	3rd	4th	Game	Deadball Rebounds
FG %:	7-13 53.8%	4-17 23.5%	8-17 47.1%	9-23 39.1%	28-70 40.0%	
3FG %:	5-6 83.3%	2-11 18.2%	1-5 20.0%	1-5 20.0%	9-27 33.3%	
FT %:	1-1 100.0%	0-0 0.0%	2-2 100.0%	7-12 58.3%	10-15 66.7%	4

Marshall 85 • 8-12, 3-6 C-USA

##	Player		Total FG-FGA	3-Ptr FG-FGA	FT-FTA	Rebounds Off	Def	Tot	PF	TP	A	TO	Blk	Stl	Min
02	Kristen Mayo	*	5-10	4-8	6-8	0	3	3	2	20	4	1	0	2	35
04	Savannah Wheeler	*	9-15	4-8	3-4	0	3	3	2	25	4	4	0	2	36
05	Princess Clemons	*	3-7	0-3	0-0	1	5	6	1	6	2	1	0	1	23
22	Khadaijia Brooks	*	1-5	0-2	0-0	1	2	3	4	2	0	2	0	1	18
34	Lorelei Roper	*	3-4	0-0	0-2	2	2	4	4	6	0	2	2	0	28
00	Kia Sivils		0-2	0-0	1-2	0	3	3	3	1	3	0	0	0	22
20	Taylor Pearson		5-12	3-6	6-6	1	3	4	2	19	2	4	1	1	26
32	Paige Shy		2-4	2-4	0-0	1	3	4	1	6	1	0	0	0	12
	Team					0	4	4				1			
	Totals		28-59	13-31	16-22	6	28	34	19	85	16	15	3	7	200

	1st	2nd	3rd	4th	Game	Deadball Rebounds
FG %:	7-16 43.8%	9-16 56.3%	7-15 46.7%	5-12 41.7%	28-59 47.5%	
3FG %:	2-8 25.0%	4-7 57.1%	3-8 37.5%	4-8 50.0%	13-31 41.9%	
FT %:	1-2 50.0%	4-6 66.7%	5-6 83.3%	6-8 75.0%	16-22 72.7%	3

Officials: Bill Larance, Royce Blevins, Molly Caldwell
Technical fouls: Florida Atlantic-None. Marshall-None.
Attendance: 569

Score by periods	1st	2nd	3rd	4th	Total
Florida Atlantic	20	10	19	26	**75**
Marshall	17	26	22	20	**85**

Points	In Paint	Off T/O	2nd Chance	Fast Break	Bench
FAU	33	17	13	9	16
MAR	24	10	6	10	26

Last FG - FAU 4th-00:11, MAR 4th-01:11.
Largest lead - FAU by 6 1st-02:44, MAR by 22 4th-08:58.
FAU led for 08:46. MAR led for 28:51. Game was tied for 02:08.

Score tied - 3 times.
Lead changed - 5 times.

Feb. 6 at Southern Miss - W, 80-65

Official Basketball Box Score -- Game Totals -- Final Statistics
Marshall vs Southern Miss
2/6/20 6pm at Hattiesburg, Miss.

Marshall 80 • 9-12, 4-6

##	Player		Total FG-FGA	3-Ptr FG-FGA	FT-FTA	Rebounds Off	Def	Tot	PF	TP	A	TO	Blk	Stl	Min
05	Princess Clemons	f	4-9	2-5	4-7	0	8	8	3	14	2	3	0	1	30
20	Taylor Pearson	f	7-11	6-9	1-2	2	2	4	0	21	1	2	0	0	33
22	Khadaijia Brooks	f	3-10	1-5	1-2	1	4	5	1	8	2	1	0	4	25
02	Kristen Mayo	g	5-10	2-4	0-0	0	0	0	1	12	1	2	0	1	27
04	Savannah Wheeler	g	1-9	0-4	10-13	2	3	5	2	12	5	2	1	3	35
00	Kia Sivils		2-2	0-0	1-3	0	0	0	2	5	5	1	0	1	24
21	Brianna Toney		0-0	0-0	0-0	0	0	0	0	0	0	0	0	0	4
32	Paige Shy		2-4	0-2	2-3	1	1	2	0	6	0	0	0	0	9
34	Lorelei Roper		1-1	0-0	0-0	0	2	2	3	2	1	0	0	2	13
	Team					5	2	7							
	Totals		25-56	11-29	19-30	11	22	33	12	80	17	11	1	12	200

1st - FG %:	7-17	41.2%	2nd: 7-15	46.7%	3rd: 3-13	23.1%	4th: 8-11	72.7%	Game: 25-56	44.6%	Deadball
3FG %:	3-10	30.0%	4-9	44.4%	0-5	0.0%	4-5	80.0%	11-29	37.9%	Rebounds
FT %:	4-5	80.0%	5-8	62.5%	3-7	42.9%	7-10	70.0%	19-30	63.3%	3

Southern Miss 65 • 11-10, 3-7

##	Player		Total FG-FGA	3-Ptr FG-FGA	FT-FTA	Rebounds Off	Def	Tot	PF	TP	A	TO	Blk	Stl	Min
25	Alarie Mayze	f	8-18	3-8	0-0	1	3	4	4	19	4	1	1	0	39
34	Respect Leaphart	f	6-11	0-1	4-8	4	5	9	3	16	1	2	0	2	38
15	Amber Landing	c	2-7	0-0	0-0	1	6	7	3	4	2	1	4	0	24
02	Allie Kennedy	g	2-8	2-7	0-0	0	2	2	2	6	1	2	0	1	25
21	Daishai Almond	g	2-4	0-0	0-0	0	4	4	4	4	4	4	0	1	22
03	Liz Gibbs		3-4	0-1	0-0	0	0	0	2	6	1	3	1	0	18
04	Destiny Smith		0-1	0-0	0-0	0	5	5	1	0	0	0	0	0	19
12	Imani Carter		0-0	0-0	0-0	0	0	0	0	0	0	1	0	0	2
42	Kelsey Jones		5-7	0-0	0-2	5	0	5	4	10	1	4	0	0	13
	Team					2	3	5							
	Totals		28-60	5-17	4-10	13	28	41	23	65	14	18	6	4	200

1st - FG %:	3-11	27.3%	2nd: 11-18	61.1%	3rd: 6-15	40.0%	4th: 8-16	50.0%	Game: 28-60	46.7%	Deadball
3FG %:	1-5	20.0%	2-5	40.0%	1-1	100.0%	1-6	16.7%	5-17	29.4%	Rebounds
FT %:	1-2	50.0%	0-1	0.0%	2-4	50.0%	1-3	33.3%	4-10	40.0%	3

Officials: Metta Christensen, John Fletcher, Kevin Britt
Technical fouls: Marshall-None. Southern Miss-None.
Attendance: 1015

Score by periods	1st	2nd	3rd	4th	Total
Marshall	21	23	9	27	**80**
Southern Miss	8	24	15	18	**65**

Points	In Paint	Off T/O	2nd Chance	Fast Break	Bench
MAR	24	24	9	6	13
USM	40	12	15	4	16

Last FG - MAR 4th-00:50, USM 4th-00:11.
Largest lead - MAR by 18 4th-01:06, USM by 1 1st-07:36.
MAR led for 36:56. USM led for 00:54. Game was tied for 02:08.

Score tied - 0 times.
Lead changed - 2 times.

Feb. 8 at Louisiana Tech - L, 60-50

Official Basketball Box Score – Game Totals – Final Statistics
Marshall vs Louisiana Tech
02/08/20 2:00 pm at Ruston, LA

Marshall 50 • 9-13,4-7 C-USA

##	Player		Total FG-FGA	3-Ptr FG-FGA	FT-FTA	Rebounds Off	Def	Tot	PF	TP	A	TO	Blk	Stl	Min
20	Taylor Pearson	f	2-11	0-3	2-2	1	4	5	4	6	2	1	0	1	34
02	Kristen Mayo	g	2-12	0-3	0-0	1	5	6	1	4	2	1	0	0	27
04	Savannah Wheeler	g	4-7	1-1	5-6	0	3	3	4	14	4	2	0	0	27
05	Princess Clemons	g	1-9	1-6	0-0	1	5	6	5	3	0	3	0	6	29
22	Khadaijia Brooks	g	4-10	0-3	0-0	0	5	5	0	8	0	1	0	2	28
00	Kia Sivils		1-3	0-0	0-0	2	1	3	4	2	0	0	0	0	26
23	Alexis Johnson		1-1	0-0	0-0	1	1	2	1	2	0	0	0	0	5
32	Paige Shy		2-5	2-4	2-2	1	0	1	3	8	1	1	1	0	14
34	Lorelei Roper		1-4	0-0	1-2	1	1	2	0	3	0	0	0	0	10
	Team					1	4	5							
	Totals		18-62	4-20	10-12	9	29	38	22	50	9	9	1	9	200

1st - FG %:	2-16	12.5%	2nd: 4-15	26.7%	3rd: 7-16	43.8%	4th: 5-15	33.3%	Game: 18-62	29.0%	Deadball
3FG %:	1-3	33.3%	1-4	25.0%	1-8	12.5%	1-5	20.0%	4-20	20.0%	Rebounds
FT %:	3-4	75.0%	0-0	0.0%	1-2	50.0%	6-6	100.0%	10-12	83.3%	2

Louisiana Tech 60 • 11-11,3-8 C-USA

##	Player		Total FG-FGA	3-Ptr FG-FGA	FT-FTA	Rebounds Off	Def	Tot	PF	TP	A	TO	Blk	Stl	Min
21	Brianna Harris	f	0-0	0-0	0-0	0	2	2	0	0	0	2	0	0	8
01	Raizel Guinto	g	3-12	3-11	2-2	0	7	7	3	11	3	2	0	0	32
10	Amber Dixon	g	4-10	3-7	5-10	0	4	4	4	16	3	5	1	0	37
22	Grayson Bright	g	5-10	0-2	4-5	2	7	9	2	14	2	1	1	0	35
24	Lotte Sant	g	3-11	2-9	0-0	2	1	3	0	8	3	1	0	0	32
00	Meme Amand		0-1	0-0	0-0	0	2	2	0	0	0	3	0	0	5
04	Amber Hawkison		1-3	1-1	0-0	0	1	1	1	3	1	1	1	1	19
12	Daria McCutcheon		0-2	0-1	0-0	0	0	0	0	0	0	0	0	0	6
44	Anna Larr Roberson		2-6	0-0	4-7	4	10	14	2	8	0	0	0	0	26
	Team					3	1	4							
	Totals		18-55	9-31	15-24	11	35	46	12	60	12	15	3	1	200

1st - FG %:	4-14	28.6%	2nd: 4-14	28.6%	3rd: 5-16	31.3%	4th: 5-11	45.5%	Game: 18-55	32.7%	Deadball
3FG %:	3-10	30.0%	2-7	28.6%	2-8	25.0%	2-6	33.3%	9-31	29.0%	Rebounds
FT %:	1-2	50.0%	0-0	0.0%	4-6	66.7%	10-16	62.5%	15-24	62.5%	6

Officials: Marleah Vidal,Chris Sauceda,Kevin Pethtel
Technical fouls: Marshall-None. Louisiana Tech-None.
Attendance: 1503
2019-20 Women's Basketball. Round: 0. Louisiana Tech vs Marshall. Played at Th

Score by periods	1st	2nd	3rd	4th	Total
Marshall	8	9	16	17	**50**
Louisiana Tech	12	10	16	22	**60**

Points	In Paint	Off T/O	2nd Chance	Fast Break	Bench
MAR	24	13	6	2	15
LATECH	16	8	8	11	11

Last FG - MAR 4th-00:30, LATECH 4th-03:54.
Largest lead - MAR by 4 1st-07:50, LATECH by 13 4th-01:12.
MAR led for 02:35. LATECH led for 36:54. Game was tied for 00:31.

Score tied - 0 times.
Lead changed - 1 time.

Feb. 13 vs. UTSA - W, 66-53

Official Basketball Box Score – Game Totals – Final Statistics
UTSA vs Marshall
2/13/20 6 p.m. at Huntington, W.Va. (Cam Henderson Center)

UTSA 53 • 6-17, 2-10 C-USA

##	Player		Total FG-FGA	3-Ptr FG-FGA	FT-FTA	Rebounds Off	Def	Tot	PF	TP	A	TO	Blk	Stl	Min
01	Omemmah,Evelyn	*	5-11	0-0	4-5	3	5	8	3	14	0	1	1	0	31
10	Larson,Karley	*	2-11	2-9	0-0	0	0	0	3	6	3	2	0	2	35
15	Toth,Timea	*	0-1	0-0	2-4	1	3	4	4	2	4	1	3	2	38
32	Quezada,Adryana	*	4-14	0-2	0-2	5	6	11	0	8	1	3	1	1	26
34	Donald,Karrington	*	8-17	4-11	1-2	0	5	5	2	21	2	7	0	3	38
03	Blanding,Elena		0-0	0-0	0-0	0	0	0	1	0	1	1	1	0	6
11	Mass,Charlene		1-6	0-1	0-0	1	6	7	2	2	0	2	0	0	20
22	Mass,Ceyenne		0-0	0-0	0-0	1	1	2	1	0	0	2	0	0	6
	Team					3	3	6							
	Totals		20-60	6-23	7-13	14	29	43	16	53	11	19	6	8	200

1st - FG %:	4-15	26.7%	2nd: 5-15	33.3%	3rd: 3-14	21.4%	4th: 8-16	50.0%	Game: 20-60	33.3%	Deadball
3FG %:	1-7	14.3%	1-6	16.7%	1-3	33.3%	3-7	42.9%	6-23	26.1%	Rebounds
FT %:	2-4	50.0%	0-0	0.0%	3-5	60.0%	2-4	50.0%	7-13	53.8%	4

Marshall 66 • 10-13, 5-7 C-USA

##	Player		Total FG-FGA	3-Ptr FG-FGA	FT-FTA	Rebounds Off	Def	Tot	PF	TP	A	TO	Blk	Stl	Min
02	Kristen Mayo	*	2-11	1-6	2-2	1	3	4	0	7	2	1	0	3	32
04	Savannah Wheeler	*	4-13	3-6	2-2	0	4	4	1	13	1	4	0	1	28
20	Taylor Pearson	*	4-10	1-6	4-4	1	2	3	3	13	3	1	1	0	24
22	Khadaijia Brooks	*	3-4	1-1	4-4	2	3	5	1	11	2	2	2	1	30
34	Lorelei Roper	*	4-8	0-0	0-0	4	6	10	2	8	1	0	0	0	19
00	Kia Sivils		0-2	0-1	0-0	1	2	3	1	0	0	1	0	0	24
05	Princess Clemons		2-9	1-6	5-5	1	4	5	2	10	1	2	0	5	23
23	Alexis Johnson		2-3	0-0	0-0	0	0	0	2	4	0	1	0	1	10
32	Paige Shy		0-5	0-3	0-0	1	3	4	0	0	3	1	0	0	10
	Team					4	1	5							
	Totals		21-65	7-29	17-17	15	28	43	12	66	13	13	3	11	200

1st - FG %:	4-22	18.2%	2nd: 5-17	29.4%	3rd: 7-16	43.8%	4th: 5-10	50.0%	Game: 21-65	32.3%	Deadball
3FG %:	1-12	8.3%	3-11	27.3%	1-4	25.0%	2-2	100.0%	7-29	24.1%	Rebounds
FT %:	2-2	100.0%	4-4	100.0%	3-3	100.0%	8-8	100.0%	17-17	100.0%	0

Officials: Josh Howell, Xiomara Cruz, Cara Seggie
Technical fouls: UTSA-None. Marshall-None.
Attendance: 531

Score by periods	1st	2nd	3rd	4th	Total
UTSA	11	11	10	21	**53**
Marshall	11	17	18	20	**66**

Points	In Paint	Off T/O	2nd Chance	Fast Break	Bench
UTSA	27	12	12	7	2
MAR	29	12	11	9	14

Last FG - UTSA 4th-00:36, MAR 4th-00:03.
Largest lead - UTSA by 7 1st-08:05, MAR by 19 4th-07:14.
UTSA led for 05:40. MAR led for 30:01. Game was tied for 04:19.

Score tied - 1 time.
Lead changed - 1 time.

Feb. 15 vs. UTEP - W, 76-66

Official Basketball Box Score – Game Totals – Final Statistics
UTEP vs Marshall
2/15/20 1 p.m. at Huntington, W.Va. (Cam Henderson Center)

UTEP 66 • 13-11, 6-7 C-USA

##	Player		Total FG-FGA	3-Ptr FG-FGA	FT-FTA	Rebounds Off	Def	Tot	PF	TP	A	TO	Blk	Stl	Min
03	Katia Gallegos	*	4-13	2-6	2-2	2	3	5	1	12	5	2	0	0	39
12	Ariona Gill	*	6-13	0-1	9-11	5	3	8	3	21	1	5	0	2	39
13	Sabine Lipe	*	0-3	0-2	0-0	0	1	1	2	0	2	3	0	2	14
15	Avery Crouse	*	3-6	1-3	0-0	1	0	1	4	7	4	2	0	0	25
44	Katarina Zec	*	5-13	2-3	0-0	2	3	5	0	12	0	1	1	1	38
01	Arina Khlopkova		1-5	0-3	0-0	1	1	2	2	2	0	1	0	2	18
02	Tia Bradshaw		0-2	0-1	0-0	2	0	2	1	0	0	0	0	0	7
10	Jade Rochelle		0-0	0-0	0-0	0	0	0	0	0	0	0	0	0	3
22	DeJaNae Roebuck		2-3	0-0	2-2	1	0	1	0	6	0	1	0	0	4
31	Tatyana Modawar		2-2	0-0	0-0	1	0	1	1	4	0	0	0	0	8
33	Michelle Pruitt		1-1	0-0	0-0	2	2	4	0	2	0	0	0	0	5
	Team					1	4	5							
	Totals		24-61	5-19	13-15	18	17	35	14	66	12	15	1	7	200

1st - FG %:	4-15	26.7%	2nd: 8-14	57.1%	3rd: 4-17	23.5%	4th: 8-15	53.3%	Game: 24-61	39.3%	Deadball
3FG %:	1-4	25.0%	1-1	100.0%	1-9	11.1%	2-5	40.0%	5-19	26.3%	Rebounds
FT %:	0-0	0.0%	2-2	100.0%	4-6	66.7%	7-7	100.0%	13-15	86.7%	0

Marshall 76 • 11-13, 6-7 C-USA

##	Player		Total FG-FGA	3-Ptr FG-FGA	FT-FTA	Rebounds Off	Def	Tot	PF	TP	A	TO	Blk	Stl	Min
02	Kristen Mayo	*	6-11	3-7	2-2	0	0	0	2	17	3	2	0	2	35
04	Savannah Wheeler	*	5-10	3-5	3-4	0	2	2	2	16	5	3	0	0	35
05	Princess Clemons	*	3-4	0-1	0-0	0	7	7	2	6	1	4	1	0	26
20	Taylor Pearson	*	5-10	2-4	2-2	2	2	4	3	14	2	3	2	0	24
22	Khadaijia Brooks	*	4-6	2-3	2-2	1	4	5	2	12	4	4	1	1	30
00	Kia Sivils		3-5	0-1	0-0	2	0	2	1	6	0	0	0	5	20
32	Paige Shy		1-3	1-3	2-2	1	2	3	0	5	1	0	0	0	12
34	Lorelei Roper		0-0	0-0	0-0	0	3	3	2	0	0	1	1	0	18
	Team					0	1	1							
	Totals		27-49	11-24	11-12	6	21	27	14	76	16	17	5	8	200

1st - FG %:	6-14	42.9%	2nd: 6-10	60.0%	3rd: 7-12	58.3%	4th: 8-13	61.5%	Game: 27-49	55.1%	Deadball
3FG %:	3-7	42.9%	2-4	50.0%	2-6	33.3%	4-7	57.1%	11-24	45.8%	Rebounds
FT %:	0-0	0.0%	2-2	100.0%	5-6	83.3%	4-4	100.0%	11-12	91.7%	0

Officials: Kevin Pethel, Jennifer Rezac, Meadow Overstreet
Technical fouls: UTEP-None. Marshall-None.
Attendance: 612

Score by periods	1st	2nd	3rd	4th	Total
UTEP	9	19	13	25	**66**
Marshall	15	16	21	24	**76**

Points	In Paint	Off T/O	2nd Chance	Fast Break	Bench
UTEPW	30	17	18	2	14
MAR	26	12	4	4	11

Last FG - UTEPW 4th-01:36, MAR 4th-01:13.
Largest lead - UTEPW by 2 1st-04:21, MAR by 16 4th-03:50.
UTEPW led for 02:32. MAR led for 36:05. Game was tied for 01:16.

Score tied - 0 times.
Lead changed - 4 times.

Feb. 20 at WKU - L, 79-65

Official Basketball Box Score – Game Totals – Final Statistics
Marshall vs WKU
02/20/20 6:00 pm at Bowling Green, KY

Marshall 65 • 11-14,6-8 C-USA

##	Player		Total FG-FGA	3-Ptr FG-FGA	FT-FTA	Rebounds Off	Def	Tot	PF	TP	A	TO	Blk	Stl	Min
20	Taylor Pearson	f	10-15	3-5	1-1	0	3	3	0	24	2	1	0	0	28
02	Kristen Mayo	g	2-4	1-2	3-4	0	1	1	2	8	1	3	0	1	27
04	Savannah Wheeler	g	5-12	3-5	6-8	2	2	4	5	19	2	3	0	2	34
05	Princess Clemons	g	3-5	1-2	0-0	3	3	6	4	7	3	1	0	3	26
22	Khadaijia Brooks	g	0-6	0-3	0-0	1	1	2	1	0	1	3	2	1	30
00	Kia Sivils		2-2	0-0	1-3	0	2	2	3	5	0	1	0	0	25
21	Brianna Toney		0-1	0-1	0-0	0	0	0	0	0	0	0	0	0	2
23	Alexis Johnson		0-0	0-0	0-0	0	0	0	2	0	0	1	0	0	5
24	Sky Thomas		0-0	0-0	0-0	0	0	0	0	0	0	0	0	0	2
32	Paige Shy		0-0	0-0	0-0	0	0	0	1	0	2	1	0	0	10
34	Lorelei Roper		1-2	0-0	0-0	0	1	1	2	2	0	1	0	1	11
	Team					1	2	3							
	Totals		23-47	8-18	11-16	7	15	22	20	65	11	15	2	8	200

1st - FG %:	7-12	58.3%	2nd: 3-10	30.0%	3rd: 7-13	53.8%	4th: 6-12	50.0%	Game: 23-47 48.9%
3FG %:	4-6	66.7%	1-5	20.0%	1-4	25.0%	2-3	66.7%	8-18 44.4%
FT %:	2-3	66.7%	1-2	50.0%	5-7	71.4%	3-4	75.0%	11-16 68.8%

Deadball Rebounds 2

WKU 79 • 19-6,11-3 C-USA

##	Player		Total FG-FGA	3-Ptr FG-FGA	FT-FTA	Rebounds Off	Def	Tot	PF	TP	A	TO	Blk	Stl	Min
04	Dee Givens	f	3-7	3-5	1-2	0	1	1	3	10	0	1	0	0	25
15	Raneem Elgedawy	f	6-11	1-3	4-10	5	7	12	1	17	1	2	0	1	29
05	Whitney Creech	g	8-17	1-3	2-2	1	1	2	1	19	4	1	0	1	36
11	Brewer, Alexis	g	2-8	2-6	2-2	0	1	1	3	8	3	1	0	1	23
40	Meral Abdelgawad	g	4-9	2-6	1-2	1	3	4	1	11	3	2	0	1	36
00	Myriah Haywood		0-0	0-0	2-2	2	1	3	4	2	1	3	2	0	20
03	De'Myla Brown		1-1	0-0	0-0	0	0	0	1	2	0	0	0	0	5
12	Fatou Pouye		2-2	0-0	0-0	4	1	5	0	4	1	1	0	1	13
13	Hya Haywood		0-0	0-0	0-0	0	0	0	0	0	1	0	0	0	2
23	Sandra Skinner		3-3	0-0	0-0	0	4	4	0	6	0	1	0	0	11
	Team					5	1	6				1			
	Totals		29-58	9-23	12-20	18	20	38	14	79	14	13	2	5	200

1st - FG %:	10-16	62.5%	2nd: 8-18	44.4%	3rd: 4-12	33.3%	4th: 7-12	58.3%	Game: 29-58 50.0%
3FG %:	3-8	37.5%	4-9	44.4%	1-4	25.0%	1-2	50.0%	9-23 39.1%
FT %:	1-2	50.0%	1-4	25.0%	5-8	62.5%	5-6	83.3%	12-20 60.0%

Deadball Rebounds 4

Officials: Jamie Broderick,Troy Winders,Bill Larance
Technical fouls: Marshall-None. WKU-None.
Attendance: 1056
2019-20 Women's Basketball. Round: 0. Marshall vs Western Ky.. Played at E.A.

Score by periods	1st	2nd	3rd	4th	Total
Marshall	20	8	20	17	**65**
WKU	24	21	14	20	**79**

Points	In Paint	Off T/O	2nd Chance	Fast Break	Bench
MAR	28	20	6	11	7
WESTKY	34	19	11	7	14

Last FG - MAR 4th-02:14, WESTKY 4th-01:21.
Largest lead - MAR by 6 1st-07:32, WESTKY by 19 3rd-09:01.
MAR led for 06:45. WESTKY led for 31:41. Game was tied for 01:34.

Score tied - 1 time.
Lead changed - 3 times.

Feb. 22 vs. Old Dominion - L, 64-54

Official Basketball Box Score – Game Totals – Final Statistics
OLD DOMINION vs Marshall
2/22/20 3 p.m. at Huntington, W.Va. (Cam Henderson Center)

OLD DOMINION 64 • 23-4, 13-2 C-USA

##	Player		Total FG-FGA	3-Ptr FG-FGA	FT-FTA	Rebounds Off	Def	Tot	PF	TP	A	TO	Blk	Stl	Min
03	Wayne, Ajah	*	3-13	0-3	0-0	3	7	10	0	6	1	2	0	1	28
05	Morris, Victoria	*	5-12	5-9	3-4	1	7	8	3	18	2	4	0	0	32
11	Edwards, Taylor	*	3-7	1-2	5-12	2	6	8	3	12	4	2	0	2	30
23	Young, Amari	*	5-12	0-1	2-6	5	4	9	1	12	2	2	0	1	33
25	Scott, Ashley	*	0-0	0-0	0-0	1	0	1	0	0	1	0	0	0	2
01	Adams, Mariah		2-4	0-1	1-3	1	4	5	2	5	0	1	1	0	24
04	Hudson, Aziah		3-7	3-6	0-0	0	0	0	3	9	1	0	0	0	20
14	Carter, Dejah		0-2	0-0	0-0	0	4	4	1	0	0	0	0	0	10
31	Reichert, Marie		1-4	0-1	0-0	2	2	4	3	2	1	0	0	1	21
	Team					2	2	4							
	Totals		22-61	9-23	11-25	17	36	53	16	64	12	11	1	5	200

1st - FG %:	5-14	35.7%	2nd: 7-16	43.8%	3rd: 6-20	30.0%	4th: 4-11	36.4%	Game: 22-61 36.1%
3FG %:	3-6	50.0%	3-5	60.0%	3-8	37.5%	0-4	0.0%	9-23 39.1%
FT %:	5-10	50.0%	1-3	33.3%	1-6	16.7%	4-6	66.7%	11-25 44.0%

Deadball Rebounds 7

Marshall 54 • 11-15, 6-9 C-USA

##	Player		Total FG-FGA	3-Ptr FG-FGA	FT-FTA	Rebounds Off	Def	Tot	PF	TP	A	TO	Blk	Stl	Min
02	Kristen Mayo	*	4-6	0-1	5-8	1	5	6	1	13	2	1	0	0	30
04	Savannah Wheeler	*	3-11	1-4	7-8	1	2	3	3	14	2	2	0	4	31
05	Princess Clemons	*	1-7	0-2	3-4	0	6	6	2	5	1	2	1	0	19
20	Taylor Pearson	*	1-9	0-5	1-3	0	5	5	2	3	1	2	0	1	31
22	Khadaijia Brooks	*	1-5	1-4	0-0	1	6	7	5	3	0	0	0	0	31
00	Kia Sivils		6-7	3-3	1-2	0	1	1	4	16	1	0	0	2	29
23	Alexis Johnson		0-0	0-0	0-0	0	0	0	0	0	0	0	0	0	1
32	Paige Shy		0-3	0-3	0-0	0	1	1	0	0	0	0	0	0	13
34	Lorelei Roper		0-4	0-0	0-2	1	2	3	2	0	1	0	1	0	15
	Team					0	1	1							
	Totals		16-52	5-22	17-27	4	29	33	19	54	8	7	2	7	200

1st - FG %:	2-13	15.4%	2nd: 5-12	41.7%	3rd: 3-14	21.4%	4th: 6-13	46.2%	Game: 16-52 30.8%
3FG %:	0-5	0.0%	2-7	28.6%	2-6	33.3%	1-4	25.0%	5-22 22.7%
FT %:	3-5	60.0%	3-4	75.0%	4-4	100.0%	7-14	50.0%	17-27 63.0%

Deadball Rebounds 6

Officials: Eric Koch, Marla Gearhart, Kristen Bell
Technical fouls: OLD DOMINION-None. Marshall-None.
Attendance: 602

Score by periods	1st	2nd	3rd	4th	Total
OLD DOMINION	18	18	16	12	**64**
Marshall	7	15	12	20	**54**

Points	In Paint	Off T/O	2nd Chance	Fast Break	Bench
ODU	20	7	13	4	16
MAR	22	11	4	4	16

Last FG - ODU 4th-00:36, MAR 4th-01:26.
Largest lead - ODU by 22 3rd-06:45, MAR None.
ODU led for 38:15. MAR led for 00:00. Game was tied for 01:45.

Score tied - 0 times.
Lead changed - 0 times.

Feb. 29 vs. North Texas - L, 77-69

Official Basketball Box Score – Game Totals – Final Statistics
North Texas vs Marshall
2/29/20 1 p.m. at Huntington, W.Va. (Cam Henderson Center)

North Texas 77 • 11-17, 5-11 CUSA

##	Player		Total FG-FGA	3-Ptr FG-FGA	FT-FTA	Rebounds Off	Def	Tot	PF	TP	A	TO	Blk	Stl	Min
03	Boyd,N'Yah	*	8-15	5-7	3-6	0	3	3	2	24	3	5	0	2	28
04	Jackson,Jazion	*	1-5	0-0	2-4	2	5	7	3	4	8	2	0	0	31
23	Thompson,Randi	*	1-4	0-3	1-2	0	0	0	3	3	0	1	0	0	12
41	Townley,Madi	*	3-4	0-0	1-2	2	3	5	0	7	1	1	0	2	32
42	George,Anisha	*	6-12	0-0	1-3	7	3	10	4	13	0	4	3	1	21
02	Jones,Summer		4-8	3-7	1-2	0	1	1	0	12	1	2	0	0	23
10	Mims,Trena		3-5	0-0	0-2	1	2	3	2	6	2	0	0	2	26
11	Shepherd,Charlene		3-10	0-2	2-4	4	3	7	3	8	0	0	1	1	27
	Team					2	4	6							
	Totals		29-63	8-19	11-25	18	24	42	17	77	15	15	4	8	200

1st - FG %:	8-14	57.1%	2nd: 10-17	58.8%	3rd: 8-17	47.1%	4th: 3-15	20.0%	Game: 29-63 46.0%
3FG %:	4-7	57.1%	3-5	60.0%	1-4	25.0%	0-3	0.0%	8-19 42.1%
FT %:	0-2	0.0%	4-10	40.0%	6-9	66.7%	1-4	25.0%	11-25 44.0%

Deadball Rebounds 9

Marshall 69 • 11-16, 6-10 CUSA

##	Player		Total FG-FGA	3-Ptr FG-FGA	FT-FTA	Rebounds Off	Def	Tot	PF	TP	A	TO	Blk	Stl	Min
02	Kristen Mayo	*	3-10	1-5	2-4	0	3	3	4	9	6	2	0	3	35
05	Princess Clemons	*	2-4	0-1	0-0	0	2	2	2	4	1	3	0	1	22
20	Taylor Pearson	*	6-10	3-5	1-2	0	2	2	3	16	3	2	0	1	34
21	Brianna Toney	*	0-1	0-1	0-0	0	0	0	1	0	0	0	0	0	4
22	Khadaijia Brooks	*	6-9	4-5	0-0	1	3	4	3	16	1	2	1	1	29
00	Kia Sivils		2-2	0-0	1-2	0	3	3	1	5	1	0	1	3	30
04	Savannah Wheeler		0-3	0-0	3-4	0	1	1	5	3	1	3	0	1	15
32	Paige Shy		4-9	2-5	0-0	1	4	5	1	10	0	1	0	0	17
34	Lorelei Roper		2-5	0-0	2-2	1	1	2	0	6	1	0	0	1	14
	Team					2	2	4				2			
	Totals		25-53	10-22	9-14	5	21	26	20	69	14	15	2	11	200

1st - FG %:	4-13	30.8%	2nd: 7-13	53.8%	3rd: 7-13	53.8%	4th: 7-14	50.0%	Game: 25-53 47.2%
3FG %:	2-5	40.0%	4-4	100.0%	2-7	28.6%	2-6	33.3%	10-22 45.5%
FT %:	1-2	50.0%	2-2	100.0%	3-4	75.0%	3-6	50.0%	9-14 64.3%

Deadball Rebounds 4

Officials: Dawn Marsh, Darren McClure, Angel Kent
Technical fouls: North Texas-None. Marshall-None.
Attendance: 664

Score by periods	1st	2nd	3rd	4th	Total
North Texas	20	27	23	7	**77**
Marshall	11	20	19	19	**69**

Points	In Paint	Off T/O	2nd Chance	Fast Break	Bench
UNT	30	24	13	6	26
MAR	30	18	3	6	24

Last FG - UNT 4th-01:19, MAR 4th-03:03.
Largest lead - UNT by 22 3rd-03:59, MAR None.
UNT led for 39:37. MAR led for 00:00. Game was tied for 00:23.

Score tied - 0 times.
Lead changed - 0 times.

March 5 at FIU - W, 59-57 (OT)

Official Basketball Box Score – Game Totals – Final Statistics
Marshall vs FIU
03/05/20 7:00 p.m. at Miami, Fla.

Marshall 59 • 12-16, 7-10

##	Player		Total FG-FGA	3-Ptr FG-FGA	FT-FTA	Rebounds Off	Def	Tot	PF	TP	A	TO	Blk	Stl	Min
02	Kristen Mayo	*	3-9	1-4	4-6	0	2	2	0	11	1	2	0	2	37
04	Savannah Wheeler	*	2-10	1-6	2-2	0	2	2	3	7	4	3	0	0	33
20	Taylor Pearson	*	2-8	1-4	5-6	1	4	5	3	10	0	4	0	0	32
22	Khadaijia Brooks	*	5-13	3-7	0-0	2	9	11	1	13	3	2	2	1	34
34	Lorelei Roper	*	3-5	0-0	0-0	2	7	9	3	6	2	0	1	0	28
00	Kia Sivils		2-5	0-0	2-2	2	1	3	2	6	0	0	0	0	27
05	Princess Clemons		1-3	1-2	0-0	1	5	6	2	3	3	2	0	2	17
10	Ashley Saintigene		0-0	0-0	0-0	0	3	3	1	0	0	0	1	0	7
32	Paige Shy		1-3	1-3	0-0	0	1	1	1	3	0	1	0	0	10
	Team					1	3	4				1			
	Totals		19-56	8-26	13-16	9	37	46	16	59	13	15	4	5	225

1st - FG %:	5-9	55.6%	2nd: 5-17	29.4%	3rd: 3-13	23.1%	4th: 4-10	40.0%	Game: 19-56 33.9%
3FG %:	2-4	50.0%	3-8	37.5%	2-9	22.2%	1-5	20.0%	8-26 30.8%
FT %:	0-0	0.0%	1-2	50.0%	4-4	100.0%	5-6	83.3%	13-16 81.3%

Deadball Rebounds 3

FIU 57 • 5-23, 2-15

##	Player		Total FG-FGA	3-Ptr FG-FGA	FT-FTA	Rebounds Off	Def	Tot	PF	TP	A	TO	Blk	Stl	Min
05	Fujika Nimmo	*	7-17	3-11	0-0	0	2	2	3	17	1	1	0	3	38
14	Chelsea Guimaraes	*	4-13	0-2	3-6	4	6	10	1	11	1	3	1	1	41
15	Ieva Spigule	*	0-4	0-4	0-0	1	0	1	0	0	0	1	0	0	15
23	Bre'Osha Scott	*	2-5	1-3	2-2	2	2	4	1	7	3	0	0	2	28
30	Jiselle Thomas	*	6-16	1-3	2-3	0	4	4	3	15	3	0	1	1	40
02	Cheyanne Daniels		0-4	0-0	0-0	0	5	5	3	0	2	0	0	0	19
03	Alana Swift		0-1	0-0	0-0	0	1	1	0	0	0	1	0	0	3
10	Paula Orenes Sanchez		0-0	0-0	0-0	0	0	0	0	0	1	1	0	1	6
21	Diene Diane		2-5	1-4	0-2	2	3	5	1	5	0	2	1	1	21
25	Giulia Bongiorno		1-2	0-0	0-0	0	0	0	3	2	1	1	0	0	14
	Team					2	5	7				1			
	Totals		22-67	6-27	7-13	11	28	39	15	57	12	11	3	9	225

1st - FG %:	4-20	20.0%	2nd: 4-11	36.4%	3rd: 5-12	41.7%	4th: 7-16	43.8%	Game: 22-67 32.8%
3FG %:	0-8	0.0%	0-4	0.0%	3-5	60.0%	2-6	33.3%	6-27 22.2%
FT %:	1-1	100.0%	3-6	50.0%	0-0	0.0%	3-4	75.0%	7-13 53.8%

Deadball Rebounds 3

Officials:
Technical fouls: Marshall-None. FIU-None.
Attendance: 251

Score by periods	1st	2nd	3rd	4th	OT	Total
Marshall	12	14	12	14	7	**59**
FIU	9	11	13	19	5	**57**

Points	In Paint	Off T/O	2nd Chance	Fast Break	Bench
MAR	14	5	9	5	12
FIU	28	13	6	8	7

Last FG - MAR OT-00:01, FIU OT-00:28.
Largest lead - MAR by 12 3rd-08:11, FIU by 2 1st-06:34.
MAR led for 36:58. FIU led for 01:53. Game was tied for 06:09.

Score tied - 6 times.
Lead changed - 8 times.

2019-20 TRENDS

Home	8-7
Away	4-9
Neutral	0-0
Leading at half	12-1
Trailing at half	0-14
Tied at half	0-1
Overtime game	1-1
C-USA Home Game	4-5
C-USA Road Game	3-5
C-USA Tournament	0-0
Non- C-USA Home Game	4-2
Non- C-USA Road Game	1-4
Non- C-USA Neutral Game	0-0
vs. Ranked Opponents	0-0
vs. Unranked Opponents	12-16
Leading-5 min. left	11-1
Trailing-5 min. left	1-15
Score tied-5 min. left	0-0
Herd outrebounds opp.	7-4
Herd outrebounded by opp.	3-12
Team rebounds are even	2-0
Herd scores more points in paint	6-6
Opp. scores more points in paint	5-8
Points in paint are even	1-2
Herd shoots 50% from floor	2-0
Herd shoots <50% from floor	10-16
Opp. shoots 50% from floor	0-3
Opp. shoots <50% from floor	12-13
Herd makes more FTs	8-6
Opp. makes more FTs	4-8
FTs are even	0-2
Herd has more TOs	6-9
Opp. has more TOs	5-5
TOs are even	1-2
Herd scores 60 points or less	2-11
Herd scores 61-69 points	3-6
Herd scores 70-79 points	3-0
Herd scores 80-89 points	4-0
Herd scores 90 points or more	0-0
Opp. scores 60 points or less	8-5
Opp. scores 61-69 points	3-5
Opp. scores 70-79 points	1-4
Opp. scores 80-89 points	0-2
Opp. scores 90 points or more	0-0
Two or less score 10+	1-7
Three or more score 10+	11-9
On Monday	0-0
On Tuesday	3-0
On Wednesday	1-1
On Thursday	4-6
On Friday	0-0
On Saturday	4-8
On Sunday	1-1
In November	4-3
In December	1-3
In January	2-6
In February	4-4
In March	1-0
Game decided by 5 pts or less	2-4
Game decided by 6-10 pts	4-5
Game decided by 11-20 pts	4-5
Game decided by 21 pts or more	2-2

THE LAST TIME...

Scored 100 Points	vs. Kentucky Christian, 12/18/17 (W, 111-38)
Allowed 100 Points	at Morehead State, 11/13/15 (W, 104-101)
Scored 41-50 Points	*4x, last - 50 at LT, 2/8/20 (L, 60-50)*
Scored 40 or Fewer Points	39 at No. 22 Kentucky, 11/26/17 (L, 69-39)
Allowed 40 or Fewer Points	*40, vs. Kentucky Christian, 11/5/19 (W, 89-40)*
Scored 50 Points in a Half	53, 2nd Half at FIU, 1/9/19 (W, 86-58)
Allowed 50 Points in a Half	56, 1st H at Bowling Green, 11/13/18 (L, 99-76)
Scored 20 or Fewer Points in a Half	*3x, last - 17, 1st H at LT, 2/8/20 (L, 60-50)*
Allowed 16-20 Points in a Half	*4x in 2019-20, last - 20, 1st H at FIU, 3/5/20 (W, 59-57 OT)*
Allowed 15 or Fewer Points in a Half	*14, 1st H vs. Alderson Broaddus, 11/27/19 (W, 85-41)*
Scored 30+ Points in Quarter	31, 3rd Q at FIU, 1/19/19 (W, 86-58)
Allowed 30+ Points in Quarter	30, 4th Q at Appalachian State, 3/25/19 (L, 83-71)
Scored 10 or Fewer Points in Quarter	*13x in 2019-20, last - 7, 1st Q vs. ODU, 2/22/20 (L, 64-54)*
Allowed 10 or Fewer Points in Quarter	*16x in 2019-20, last - 9, 1st Q at FIU, 3/5/20 (W, 59-57 OT)*
Made 40+ Field Goals	46 vs. Kentucky Christian, 12/18/17 (W, 111-38)
Allowed 40+ Field Goals	41, at Charlotte, 1/7/17 (L, 93-77)
Shot 60% From the Field	62.5% (55-88) vs. Maine Fort Kent, 12/20/16 (W, 136-62)
Allowed 60% From the Field	68.7% (32-of-47) by Rice, 2/9/19 (L, 79-67)
Shot 85-89% From the Foul Line*	86.7% (11-of-13) vs. LA Tech, 1/24/19 (W, 90-88 3OT)
*Shot 90-99% From the Foul Line**	*91.7% (11-of-12) vs. UTEP, 2/15/20 (W, 76-66)*
*Shot 100% From the Foul Line **	*3x in 2019-20, last 17-of-17 vs. UTSA, 2/13/20 (W, 66-53)*
Opponent Shot <20% From Field	19.3%, vs. Bluefield College, 12/11/16 (W, 77-35)
Made 10-14 3-Pointers	*9x in 2019-20, last - 10 vs. NT, 2/29/20 (L, 77-69)*
Made 15+ 3-Pointers	$18 vs. FIU, 3/7/19 (W, 87-42)
Shot 50% From Three	16-of-32 (50%) vs. Coppin State, 12/1/18 (W, 88-67)
Allowed 10+ 3-Pointers	*6x in 2019-20, last - 12 vs. FIU, 1/30/20 (L, 68-65)*
Did Not Make a 3-Point FG	vs. George Washington, 12/2/10 (W, 64-61 2OT)
Did Not Attempt a 3-Point FG	vs. Wright State, 12/19/06 (W, 62-54)
Played an Overtime Game	*at FIU, 3/5/20 (W, 59-57 OT)*
Won an Overtime Game	*at FIU, 3/5/20 (W, 59-57 OT)*
Played a Ranked Team	at No. 22 Kentucky, 11/26/17 (L, 69-39)
Had 40-49 Rebounds	*9x in 2019-20, last - 46 at FIU, 3/5/20 (W, 59-57 OT)*
Had 50-59 Rebounds	*2x in 2019-20, last vs. Alderson Broaddus, 11/27/19 (W, 85-41)*
Had 60+ Rebounds	*63 vs. Evansville, 11/29/18 (W, 72-65 OT)*
Had Fewer than 30 Rebounds	*4x in 2019-20, last-26 at NT, 2/29/20 (L, 77-69)*
Allowed 50 Rebounds	*2x, last-53 vs. ODU, 2/22/20 (L, 64-54)*
Allowed Fewer Than 25 Rebounds	17 vs. Kentucky Christian, 12/18/17 (W, 111-38)
Had 20 Assists	21 vs. LA Tech, 1/24/19 (W, 90-88 3OT)
Had 10 or Fewer Turnovers	*5x in 2019-20, last - 7 vs. ODU, 2/22/20 (L, 64-54)*
Had 25 or More Turnovers	27 at Clemson, 12/18/18 (L, 68-54)
Forced 25 or More Turnovers	*33 vs. Kentucky Christian, 11/5/19 (W, 89-40)*
Had 5-9 Blocks	*7x in 2019-20, last - 5 vs. UTEP, 2/15/20 (W, 76-66)*
Had 10+ Blocks	*2x in 2019-20 last - 10 vs. Alderson Broaddus, 11/27/19 (W, 85-41)*
Had 15 Steals	*24 vs. Kentucky Christian, 11/5/19 (W, 89-40)*
Had Six or More Players in Double Figures	vs. Maine Fort Kent, 12/20/16 (W, 136-62)
	Gore-25, Brooks-22, Hamilton-22, Saintigene-18, Akers-14, Alexander-13
Had Five Players in Double Figures	at Appalachian State, 3/25/19 (L, 83-71)
	Shayna Gore-17, Khadaijia Brooks-15,Taylor Porter-13, Taylor Pearson-11, Kristen Mayo-10
Had Four Players in Double Figures	*6x in 2019-20, last - vs. UTEP, 2/15/20 (W, 76-66)*
	Mayo - 17, Wheeler - 16, Pearson - 14, Brooks - 12
Had Two Score 20+ Points	*vs. Florida Atlantic, 2/1/20 (W, 85-75)*
	Savannah Wheeler - 25, Kristen Mayo - 20
Had No Players in Double Figures	at Middle Tennessee, 2/19/14 (L, 75-36)
Had Two or More Players with a Double-Double	vs. Evansville, 11/28/18 (W, 72-65 OT)
	Khadaijia Brooks (19pts & 13rebs) & Taylor Pearson (12 rebs & 10pts)
Had Two Players with 10+ Rebs	vs. Ohio, 11/22/17 (L, 54-52)
	Asheika Alexander-14, Talequia Hamilton-10
Had Three or More Players with 10+ Rebs	vs. Evansville, 11/29/18 (W, 72-65 OT)
	Khadaijia Brooks - 13, Taylor Pearson - 12, Ashley Saintigene - 11
No opposing players scored in double figures	vs. Bluefield State, 11/20/18 (W, 82-29)
Opposing starting five all in double figures	*vs. Bowling Green, 12/7/19 (L, 82-69)*
Allowed 40+ Bench Points	40 at FAU, 1/5/18 (L, 79-59)

* Minimum of 5 free throws for free throw percentages - $ School Record

In *Italic & Green* if it happened in 2019-20

THE LAST TIME CONTINUED...

A MARSHALL PLAYER...

Scored 20-29 Points.....Taylor Pearson (24) at WKU, 2/20/20 (W, 79-65)
Scored 30-39 Points.....Taylor Porter (30) vs. FIU, 3/7/19 (W, 87-42)
Scored 40+ Points .....Kristina Behnfeldt (40) vs. Ohio, 2/10/99 (L, 74-72)
Had 15-19 Rebounds ..... Ashley Saintigene (16) vs. Longwood, 11/10/17 (W, 90-45)
Had 20+ Rebounds ..... Catie Knable (21) vs. Bowling Green, 2/16/02 (W, 56-43)
Had 10 Assists ..... Norrisha Victrum (11) at Morehead State, 11/13/15 (W, 104-101)
Had 5-9 Blocks.....Ashley Saintigene 2x in 2019-20 last - (5) vs. Alderson Broaddus, 11/27/19 (W, 85-41)
Had 10 Blocks..... Sharon Deal (12) vs. Youngstown St, 3/4/89 (W, 63-59)
Had 5-9 Steals..... 6x in 2019-20, last - Kia Sivils (5) vs. UTEP, 2/15/20 (W, 76-66)
Had 10 Steals.....Stephanie Wine (14) vs. Western Carolina, 1/23/95 (W, 72-69)
Had a Double-Double ..... 3x in 2019-20, last - Khadaijia Brooks (13 pts, 11 rebs) at FIU, 3/5/20 (W, 59-57 OT)
Made 6-7 3-pointers.....Taylor Pearson (6-of-9) at Southern Miss, 2/6/20 (W, 80-65)
Made 8+ 3-pointers ..... $Taylor Porter (10) vs. FIU, 3/7/19 (W, 87-42)

AN OPPOSING PLAYER...

Scored 20-29 Points..... 9x in 2019-20, last - N'Yah Boyd (24) of NT, 2/29/20 (L, 77-69)
Scored 30-39 Points..... Kierra Anthony (34) of LA Tech, 1/24/19 (W, 90-88 3OT)
Scored 40+ Points ..... Jennie Simms (43) of ODU, 1/1/17 (L, 73-69)
Had 15+ Rebounds..... Jade Phillips (16) of Charlotte, 1/16/20 (L, 52-46)
Had 10 Assists.....Anastasia Hayes (10) of MT, 1/9/20 (L, 75-55)
Had 5 Blocks.....1x in 2019-20, last - Ryan Holder (5) of Towson, 12/21/19 (L, 59-56)
Had 5 Steals ..... Cierra Hooks (6) of Ohio, 11/13/19 (L, 67-51)
Had a Double-Double ..... 8x in 2019-20, last - Chelsea Guimaraes (11p, 10r), 3/5/20 (W, 59-57 OT)
Had Two Players with a Double-Double.....3x in 2019-20, last - WKU, 1/25/20 (L, 74-65)
.....Dee Givens (24 pts. & 11 rbs.) & Raneem Elgedawy (19 pts. & 13 rbs.)
Had a Triple-Double..... Anastasia Hayes (17pts-11rebs-10ast.) MT, 1/9/20 (L, 75-55)
Made 6-7 3-pointers..... Ieva Spigule (6-of-10) of FIU, 1/30/20 (L, 68-65)
Made 8+ 3-pointers.....Morgan McMillen (8-of-11) Bowling Green, 11/13/18 (L, 99-76)

MARSHALL STARTING FIVE

Opponents						Score
vs. Kentucky Christian	Sivils	Mayo	Brooks	Pearson	Saintigene	W, 89-40
vs. Norfolk State	Sivils	Mayo	Brooks	Pearson	Saintigene	W, 75-69
at Ohio	Sivils	Mayo	Brooks	Pearson	Saintigene	L, 67-51
vs. Coppin State	Sivils	Mayo	Brooks	Pearson	Saintigene	W, 60-47
vs. Morgan State	Sivils	Mayo	Brooks	Pearson	Saintigene	L, 57-52
at Evansville	Sivils	Mayo	Congleton	Brooks	Saintigene	L, 66-62 OT
vs. Alderson Broaddus	Congleton	Mayo	Brooks	Pearson	Saintigene	W, 85-41
at Indiana State	Congleton	Mayo	Brooks	Pearson	Saintigene	W, 72-60
vs. Bowling Green	Congleton	Mayo	Brooks	Pearson	Saintigene	L, 82-69
at Rutgers	Congleton	Mayo	Brooks	Pearson	Saintigene	L, 66-41
at Towson	Congleton	Mayo	Brooks	Pearson	Saintigene	L, 59-56
at Rice	Congleton	Mayo	Brooks	Pearson	Saintigene	L, 81-43
at North Texas	Congleton	Mayo	Brooks	Pearson	Wheeler	W, 68-59
vs. Middle Tennessee	Saintigene	Mayo	Brooks	Pearson	Wheeler	L, 75-55
vs. UAB	Saintigene	Mayo	Brooks	Pearson	Wheeler	W, 61-56
at Charlotte	Saintigene	Mayo	Brooks	Pearson	Wheeler	L, 52-46
at Old Dominion	Saintigene	Mayo	Brooks	Pearson	Wheeler	L, 57-46
vs. WKU	Clemons	Mayo	Brooks	Pearson	Wheeler	L, 74-65
vs. FIU	Clemons	Mayo	Brooks	Pearson	Wheeler	L, 68-65
vs. Florida Atlantic	Clemons	Mayo	Brooks	Roper	Wheeler	W, 85-75
at Southern Miss	Clemons	Mayo	Brooks	Pearson	Wheeler	W, 80-65
at Louisiana Tech	Clemons	Mayo	Brooks	Pearson	Wheeler	L, 60-50
vs. UTSA	Roper	Mayo	Brooks	Pearson	Wheeler	W, 66-53
vs. UTEP	Clemons	Mayo	Brooks	Pearson	Wheeler	W, 76-66
at WKU	Clemons	Mayo	Brooks	Pearson	Wheeler	L, 79-65
vs. Old Dominion	Clemons	Mayo	Brooks	Pearson	Wheeler	L, 64-54
vs. North Texas	Clemons	Mayo	Brooks	Pearson	Toney	L, 77-69
at FIU	Roper	Mayo	Brooks	Pearson	Wheeler	W, 59-57 OT

Record with starting groups
Sivils, Mayo, Brooks, Pearson, Saintigene: 3-2
Sivils, Mayo, Congleton, Brooks, Saintigene: 0-1
Congleton, Mayo, Brooks, Pearson, Saintigene: 2-4
Congleton, Mayo, Brooks, Pearson, Wheeler: 1-0
Saintigene, Mayo, Brooks, Pearson, Wheeler: 2-3
Clemons, Mayo, Brooks, Pearson, Wheeler: 1-5
Clemons, Mayo, Brooks, Roper, Wheeler: 1-0
Roper, Mayo, Brooks, Pearson, Wheeler: 2-0
Clemons, Mayo, Broooks, Pearson, Toney: 0-1

MARSHALL'S LARGEST IN 2019-20

Lead	49 vs. KCU 11/5/19 (W, 89-40)
Deficit	43 at Rice 1/2/20 (L, 81-43)
Margin of Victory	49 vs. KCU 11/5/19 (W, 89-40)
Margin of Defeat	38 at Rice 1/2/20 (L, 81-43)
Halftime Lead	23 vs. KCU 11/5/19 (W, 89-40)
Halftime Deficit	26 at Rutgers 12/15/19 (L, 66-41)
Deficit in Win	7 vs. UTSA 2/13/20 (W, 66-53)
Lead in Loss	10 vs. Morgan State 11/21/19 (L, 57-52)
Halftime Deficit in Win	N/A
Halftime Lead in Loss	1 at Towson 12/21/19 (L, 59-56)

DOUBLE-DOUBLES IN 2019-20

Khadaijia Brooks	2 (BGSU, at FIU)
Princess Clemons	1 (FIU)

LED (TIED) THE TEAM IN...

	Pts.	Rebs.	Asts.	Blks.	Stls.
0 Sivils	1	-	2	2	7
2 Mayo	6	1	7	1	8
4 Wheeler	10	-	12	2	8
5 Clemons	-	8	5	2	7
10 Saintigene	-	3	-	15	3
15 Congleton	1	-	2	-	6
20 Pearson	9	7	4	2	4
21 Toney	-	-	-	-	-
22 Brooks	6	10	3	7	10
23 Johnson	-	-	-	-	-
24 Thomas	-	-	-	-	-
32 Shy	-	2	1	-	-
34 Roper	-	1	-	2	-

Head Coach Tony Kemper

Third Season • @CoachTonyKemper

Career Record: 38-51 (.427)

Fort Hays State '01

Tony Kemper enters his third season as the head coach of the Marshall women's basketball team after being elevated to the position in March of 2017. Kemper had previously been an assistant coach with the women's program for five seasons before taking over.

Kemper led the Herd through a great improvement in his second season. He has brought some added excitement to the program as the attendance average for Marshall rose from 641 in 2016-17 to 1,153 in 2018-19. Kemper's 2019 recruiting class also ranked in the top 60 nationally.

After going 9-20 overall and 3-13 in C-USA in 2017-18, Marshall was predicted to finish 13th in the Conference USA 2018-19 preseason polls. Instead, the Herd rolled out an 8-win improvement overall and 7-wins better in conference play finishing 17-15 and 10-6 in C-USA, securing the No. 6 seed in the tournament. The 10 conference victories were the most C-USA wins for Marshall in program history. Following the conference tournament, the Herd earned a berth in the WBI, just the fourth postseason trip in program history. Marshall won its first round game 67-64 at Davidson before falling in the second round.

Following the 2018-19 season, Kemper increased his overall record to 26-35.

During the 2018-19 season, Marshall was fifth in the conference in points per game (67.3) and led the league in 3-point field goals made per game in conference action (8.9). The Herd also saw an increase in defensive production as Marshall was ranked 13th in C-USA in field goal percentage allowed in 2017-18 but jumped up to fifth in 2018-19. The Herd saw senior Taylor Porter honored twice as a Conference USA Player of the Week including once after breaking the Marshall single-game record draining 10 3-pointers in the senior day win over FIU.

Senior Shayna Gore was named First Team All-Conference USA. Gore was previously honored as Second Team All-Conference USA in 2017-18. The senior guard capped off her prestigious career under the guide of Kemper as just the third player in program history to score over 2,000 points (2,081). Her name can be found all throughout the record book including the program's all-time leader in 3-point field goals made with 303, more than twice the previous record of 146.

The Herd reached some other milestones in 2018-19 including earning a three-overtime victory at home against Louisiana Tech (Jan. 24). It was one of three overtime victories in 2018-19 after going 131 games – second-longest active streak in the NCAA at the time – without even playing an overtime contest. Marshall also earned its first win over Charlotte in the last 10 meetings (Jan. 5) and the team's first ever win over Middle Tennessee (Feb. 16) as Marshall was previously 0-8 against the Blue Raiders.

Kemper's teams have had major success in the classroom as well with seven college graduates over the last two years. The team's overall grade point average in 2017-18 was 3.23 and climbed up to 3.28 in 2108-19. His players have been honored 18 times on the Conference USA Commissioner's Honor Roll (cumulative GPA of 3.0 or better) and 11-time recipients of the C-USA Academic Medal for maintaining a GPA of 3.75 or higher.

During his first five seasons at Marshall as an assistant coach, Kemper has assisted in rebuilding a program that progressively increased its win total over the first four seasons - from 9 to 11 to 17 to 21 wins in the 2015-16 season. That 2015-16 win total was the most for Thundering Herd Women's Basketball in 29 seasons and, for the first time in school history, yielded a first-team All-Conference USA student-athlete for Marshall in Leah Scott.

He helped lead Marshall to two of only three postseason berths in the program's NCAA history, including its first postseason win in 2014-15 (WBI) and WNIT berth in 2015-16.

Kemper has also been heavily involved in the Thundering Herd's recruiting and academic success, helping sign the 34th-ranked class in 2017 and its group in 2015, which came in 52nd.

In the classroom, the program has placed 28 members on the Conference USA Commissioner's Honor Roll (3.0 cumulative GPA or better) and three more were given the Commissioner's Academic Medal (3.75).

Kemper came to Marshall from Central Arkansas, where he coached with now-former Marshall head coach Matt Daniel for three seasons. At UCA, Kemper helped the Sugar Bears to their first Division I conference title and three seasons of at least 21 wins. His tutelage of inside players helped gain two Southland Player of the Year honors and a Defensive Player of the Year.

Before joining the women's staff, Kemper served as an assistant coach for the Central Arkansas men's basketball program for four years.

Two professional players emerged from UCA during those seasons -- the leading scorer in Portugal's Proliga pro league in 2011, Nate Bowie, and professional center Durell Nevels.

Prior to UCA, Kemper was an assistant coach at Hutchinson (Kansas) Community College - one of the nation's most successful junior college programs.

At Hutchinson, he oversaw day-to-day operations and directed the Blue Dragons' strength and conditioning efforts while also serving as a mathematics and physical education instructor.

The Logan, Kansas, native also held the head coaching spot at Quivira Heights High School in Bushton in 2003-04, guiding QHHS to a No. 1 seed to the regional tournament.

His coaching career began in 2002-03 as an assistant at Hill City (Kansas) High School. Kemper received a bachelor's degree in finance from Fort Hays State University in 2001 and a BBA in Business Education in 2003. He also earned a master's degree in organizational leadership from Fort Hays in 2008.

Kemper and his wife Sandra, a professor at Marshall in the Communications Disorders Department, live in Huntington with sons Brayden and Landry and daughter Jolie.

0 Kia Sivils

5-7 | G | Louisville, Ky.
Sacred Heart HS

Opponent	Date	gs	min	Total fg-fga	pct	3-Pointers 3fg-fga	pct	Free throws ft-fta	pct	Rebounds off	def	tot	avg	pf	a	t/o	blk	stl	pts	avg
KENTUCKY CHRISTIAN	11/5/19	*	22	3-6	.500	0-1	.000	1-1	1.000	2	2	4	4.0	1	1	1	1	2	7	7.0
NORFOLK STATE	11/9/19	*	25	1-4	.250	0-0	.000	0-0	.000	2	1	3	3.5	3	2	2	1	1	2	4.5
at Ohio	11/13/19	*	19	0-2	.000	0-1	.000	0-0	.000	1	2	3	3.3	3	1	0	0	0	0	3.0
COPPIN STATE	11/19/19	*	16	1-3	.333	0-0	.000	2-4	.500	3	0	3	3.3	2	1	0	0	0	4	3.3
MORGAN STATE	11/21/19	*	18	1-3	.333	0-0	.000	0-0	.000	1	2	3	3.2	2	2	0	0	4	2	3.0
at Evansville	11/24/19	*	23	0-4	.000	0-2	.000	1-2	.500	0	0	0	2.7	2	5	2	2	0	1	2.7
ALDERSON BROADDUS	11/27/19		dnp	-	-	-	-	-	-	-	-	-	-	-	-	-	-	-	-	-
at Indiana St.	12/03/19		17	2-3	.667	0-0	.000	1-2	.500	2	2	4	2.9	1	2	2	0	0	5	3.0
BOWLING GREEN	12/7/19		10	1-2	.500	0-0	.000	0-2	.000	0	0	0	2.5	2	2	0	0	1	2	2.9
at Rutgers	12/15/19		23	0-1	.000	0-1	.000	2-4	.500	1	2	3	2.6	1	0	0	0	2	2	2.8
at Towson	12/21/19		16	0-0	.000	0-0	.000	0-2	.000	2	2	4	2.7	1	2	0	0	1	0	2.5
at Rice	01/02/20		15	0-2	.000	0-0	.000	0-0	.000	2	0	2	2.6	1	0	1	0	1	0	2.3
at North Texas	01/04/20		29	7-7	1.000	2-2	1.000	0-0	.000	1	0	1	2.5	4	1	1	0	0	16	3.4
MIDDLE TENNESSEE	1/9/20		25	1-5	.200	0-1	.000	0-0	.000	0	1	1	2.4	4	0	0	1	2	2	3.3
UAB	1/11/20		24	0-3	.000	0-1	.000	1-2	.500	2	3	5	2.6	4	1	1	2	0	1	3.1
at Charlotte	01/16/20		25	1-4	.250	1-2	.500	0-0	.000	1	1	2	2.5	3	0	2	0	0	3	3.1
at OLD DOMINION	01/18/20		dnp	-	-	-	-	-	-	-	-	-	-	-	-	-	-	-	-	-
WKU	1/25/20		24	0-3	.000	0-1	.000	0-0	.000	0	0	0	2.4	1	1	2	1	0	0	2.9
FIU	1/30/20		25	1-4	.250	0-2	.000	0-0	.000	1	0	1	2.3	3	1	0	0	0	2	2.9
FLORIDA ATLANTIC	2/1/20		22	0-2	.000	0-0	.000	1-2	.500	0	3	3	2.3	3	3	0	0	0	1	2.8
at Southern Miss	2/6/20		24	2-2	1.000	0-0	.000	1-3	.333	0	0	0	2.2	2	5	1	0	1	5	2.9
at Louisiana Tech	02/08/20		26	1-3	.333	0-0	.000	0-0	.000	2	1	3	2.3	4	0	0	0	0	2	2.9
UTSA	2/13/20		24	0-2	.000	0-1	.000	0-0	.000	1	2	3	2.3	1	0	1	0	0	0	2.7
UTEP	2/15/20		20	3-5	.600	0-1	.000	0-0	.000	2	0	2	2.3	1	0	0	0	5	6	2.9
at WKU	02/20/20		25	2-2	1.000	0-0	.000	1-3	.333	0	2	2	2.3	3	0	1	0	0	5	3.0
OLD DOMINION	2/22/20		29	6-7	.857	3-3	1.000	1-2	.500	0	1	1	2.2	4	1	0	0	2	16	3.5
NORTH TEXAS	2/29/20		30	2-2	1.000	0-0	.000	1-2	.500	0	3	3	2.2	1	1	0	1	3	5	3.6
at FIU	03/05/20		27	2-5	.400	0-0	.000	2-2	1.000	2	1	3	2.3	2	0	0	0	0	6	3.7
Totals		6	583	37-86	.430	6-19	.316	15-33	.455	28	31	59	2.3	59	32	17	9	25	95	3.7

Games played: 26
Minutes/game: 22.4
Points/game: 3.7
FG Pct: 43.0
3FG Pct: 31.6
FT Pct: 45.5

Rebounds/game: 2.3
Assists/game: 1.2
Turnovers/game: 0.7
Assist/turnover ratio: 1.9
Steals/game: 1.0
Blocks/game: 0.3

CAREER HIGHS

POINTS
S:..... 16 (2x), last vs. ODU, 2/22/20
C: ..... 16 (2x), last vs. ODU, 2/22/20

FIELD GOALS
S:.....7 at North Texas 1/4/20
C: .....7 at North Texas 1/4/20

FGA
S:.....7 at North Texas 1/4/20
C: .....8 at Bowling Green 11/13/18

3-POINTERS
S:.....3 vs. ODU, 2/22/20
C: .....3 vs. ODU, 2/22/20

3PTA
S:.....3 vs. ODU, 2/22/20
C: ..... 3 (2x), last vs. ODU, 2/22/20

FREE THROWS
S:.....2 (2x) last at Rutgers 12/15/19
C: ..... 3 at Wisconsin 12/4/18

FTA
S:.....4 (2x) last at Rutgers 12/15/19
C: ....4 (4x) last at Rutgers 12/15/19

REBOUNDS
S:..... 5 vs. UAB 1/11/20
C: ..... 8 vs. Charlotte 1/5/19

ASSISTS
S:.....5 (2) last at USM, 2/6/20
C: .....5 (2) last at USM, 2/6/20

BLOCKS
S:.....2 (2x) last vs. UAB 1/11/20
C: .....2 (2x) last vs. UAB 1/11/20

STEALS
S:..... 5 vs. UTEP, 2/15/20
C: .....5 (2x), last vs. UTEP, 2/15/20

MINUTES
S:..... 30 vs. North Texas, 2/29/20
C: .....32 vs. Evansville 11/29/18

Career Superlatives

	Sea.	Car.
10+ Pts:	2	3
20+ Pts:	0	0
5+ Rebs:	1	7
10+ Rebs:	0	0
5+ Asts:	2	2
2+ Blks:	2	2
2+ Stls:	7	15
Double-Double:	0	0

CAREER STATISTICS

Season	gp-gs	min/avg	Total fg-fga	pct	3-Point fg-fga	pct	F-Throws ft-fta	pct	Rebounds off	def	tot	avg	pf	fo	ast	to	blk	stl	Scoring pts	avg
2018-19	32-0	653/20.4	43-111	.387	6-23	.261	15-31	.484	54	45	99	3.1	54	0	37	33	7	28	107	3.3
2019-20	26-6	583/22.4	37-86	.430	6-19	.316	15-33	.455	28	31	59	2.3	59	0	32	17	9	25	95	3.7
TOTAL	58-6	1236/21.3	80-197	.406	12-42	.286	30-64	.469	82	76	158	2.7	113	0	69	50	16	53	202	3.5

2 Kristen Mayo

5-5 | G | Grayson, Ky.
East Carter HS

Opponent	Date	gs	min	Total fg-fga	pct	3-Pointers 3fg-fga	pct	Free throws ft-fta	pct	Rebounds off	def	tot	avg	pf	a	t/o	blk	stl	pts	avg
KENTUCKY CHRISTIAN	11/5/19	*	31	8-13	.615	2-5	.400	1-1	1.000	1	2	3	3.0	2	3	2	0	5	19	19.0
NORFOLK STATE	11/9/19	*	33	5-12	.417	3-7	.429	0-0	.000	0	3	3	3.0	2	7	3	0	1	13	16.0
at Ohio	11/13/19	*	33	4-11	.364	2-6	.333	0-0	.000	0	6	6	4.0	2	4	3	0	0	10	14.0
COPPIN STATE	11/19/19	*	25	4-11	.364	1-5	.200	2-4	.500	0	0	0	3.0	1	1	1	1	1	11	13.3
MORGAN STATE	11/21/19	*	32	1-10	.100	0-3	.000	2-2	1.000	1	4	5	3.4	3	2	4	0	1	4	11.4
at Evansville	11/24/19	*	38	5-12	.417	4-8	.500	0-0	.000	0	4	4	3.5	3	1	2	0	0	14	11.8
ALDERSON BROADDUS	11/27/19	*	20	2-8	.250	0-3	.000	2-2	1.000	0	2	2	3.3	1	2	1	0	1	6	11.0
at Indiana St.	12/03/19	*	35	4-10	.400	1-6	.167	4-4	1.000	0	3	3	3.3	2	2	0	0	0	13	11.3
BOWLING GREEN	12/7/19	*	30	8-14	.571	5-10	.500	0-0	.000	1	1	2	3.1	5	3	0	0	1	21	12.3
at Rutgers	12/15/19	*	22	2-8	.250	2-5	.400	0-0	.000	0	2	2	3.0	1	1	2	0	0	6	11.7
at Towson	12/21/19	*	28	5-13	.385	1-6	.167	0-0	.000	0	4	4	3.1	3	0	1	0	1	11	11.6
at Rice	01/02/20	*	29	1-9	.111	1-4	.250	2-2	1.000	0	1	1	2.9	1	1	1	0	2	5	11.1
at North Texas	01/04/20	*	32	6-14	.429	3-6	.500	3-6	.500	0	5	5	3.1	2	4	2	0	2	18	11.6
MIDDLE TENNESSEE	1/9/20	*	32	4-11	.364	2-6	.333	1-2	.500	0	0	0	2.9	1	1	0	0	0	11	11.6
UAB	1/11/20	*	28	1-8	.125	0-2	.000	0-0	.000	2	5	7	3.1	4	3	0	0	0	2	10.9
at Charlotte	01/16/20	*	30	1-8	.125	1-6	.167	7-9	.778	1	3	4	3.2	0	0	2	0	2	10	10.9
at OLD DOMINION	01/18/20	*	35	1-8	.125	0-5	.000	2-2	1.000	0	3	3	3.2	1	3	2	0	0	4	10.5
WKU	1/25/20	*	33	5-12	.417	3-9	.333	4-5	.800	0	2	2	3.1	0	1	4	1	2	17	10.8
FIU	1/30/20	*	34	1-10	.100	0-5	.000	4-8	.500	3	4	7	3.3	2	1	1	0	2	6	10.6
FLORIDA ATLANTIC	2/1/20	*	35	5-10	.500	4-8	.500	6-8	.750	0	3	3	3.3	2	4	1	0	2	20	11.1
at Southern Miss	2/6/20	*	27	5-10	.500	2-4	.500	0-0	.000	0	0	0	3.1	1	1	2	0	1	12	11.1
at Louisiana Tech	02/08/20	*	27	2-12	.167	0-3	.000	0-0	.000	1	5	6	3.3	1	2	1	0	0	4	10.8
UTSA	2/13/20	*	32	2-11	.182	1-6	.167	2-2	1.000	1	3	4	3.3	0	2	1	0	3	7	10.6
UTEP	2/15/20	*	35	6-11	.545	3-7	.429	2-2	1.000	0	0	0	3.2	2	3	2	0	2	17	10.9
at WKU	02/20/20	*	27	2-4	.500	1-2	.500	3-4	.750	0	1	1	3.1	2	1	3	0	1	8	10.8
OLD DOMINION	2/22/20	*	30	4-6	.667	0-1	.000	5-8	.625	1	5	6	3.2	1	2	1	0	0	13	10.8
NORTH TEXAS	2/29/20	*	35	3-10	.300	1-5	.200	2-4	.500	0	3	3	3.2	4	6	2	0	3	9	10.8
at FIU	03/05/20	*	37	3-9	.333	1-4	.250	4-6	.667	0	2	2	3.1	0	1	2	0	2	11	10.8
Totals		28	865	100-285	.351	44-147	.299	58-81	.716	12	76	88	3.1	49	62	46	2	35	302	10.8

Games played: 28
Minutes/game: 30.9
Points/game: 10.8
FG Pct: 35.1
3FG Pct: 29.9
FT Pct: 71.6

Rebounds/game: 3.1
Assists/game: 2.2
Turnovers/game: 1.6
Assist/turnover ratio: 1.3
Steals/game: 1.3
Blocks/game: 0.1

CAREER HIGHS

POINTS
S:.....21 vs. Bowling Green 12/7/19
C: .....21 vs. Bowling Green 12/7/19

FIELD GOALS
S:.....8 (2x) last vs. BGSU 12/7/19
C: .....8 (2x) last vs. BGSU 12/7/19

FGA
S:..... 14 (2x) last at NT 1/4/20
C: ..... 14 (2x) last at NT 1/4/20

3-POINTERS
S:.....5 vs. Bowling Green 12/7/19
C: .....6 vs. Coppin State 12/1/18

3PTA
S:.....10 vs. Bowling Green 12/7/19
C: .....10 vs. Bowling Green 12/7/19

FREE THROWS
S:.....7 at Charlotte 1/16/20
C: .....7 at Charlotte 1/16/20

FTA
S:.....9 at Charlotte 1/16/20
C: .....9 at Charlotte 1/16/20

REBOUNDS
S:..... 7 (2x) last vs. FIU 1/30/20
C: .....8 at UTEP 1/31/19

ASSISTS
S:..... 7 vs. Norfolk State 11/9/19
C: . 8 (2x) last vs. Tenn. St. 12/15/18

BLOCKS
S:.....1 (2x) last vs. WKU 1/25/20
C: .....1 (6x) last vs. WKU 1/25/20

STEALS
S:.....5 vs. KCU 11/5/19
C: .....5 vs. KCU 11/5/19

MINUTES
S:.....38 at Evansville 11/24/19
C: .....43 vs. LA Tech 1/24/19

Career Superlatives

	Sea.	Car.
10+ Pts:	17	34
20+ Pts:	2	2
5+ Rebs:	7	15
10+ Rebs:	0	0
5+ Asts:	2	11
2+ Blks:	0	0
2+ Stls:	11	30
Double-Double:	0	0

CAREER STATISTICS

Season	gp-gs	min/avg	Total fg-fga	pct	3-Point fg-fga	pct	F-Throws ft-fta	pct	Rebounds off	def	tot	avg	pf	fo	ast	to	blk	stl	Scoring pts	avg
2017-18	29-25	821/28.3	70-214	.327	34-94	.362	31-42	.738	7	67	74	2.6	57	0	85	75	2	31	205	7.1
2018-19	32-31	963/30.1	79-220	.359	40-132	.303	37-41	.902	6	91	97	3.0	53	1	96	71	2	41	235	7.3
2019-20	28-28	865/30.9	100-285	.351	44-147	.299	58-81	.716	12	76	88	3.1	49	1	62	46	2	35	302	10.8
TOTAL	89-84	2649/29.8	249-719	.346	118-373	.316	126-164	.768	25	234	259	2.9	159	2	243	192	6	107	742	8.3

4 Savannah **Wheeler**

5-6 | G | Catlettsburg, Ky.
Boyd County HS

				Total		3-Pointers		Free throws		Rebounds											
Opponent	Date	gs	min	fg-fga	pct	3fg-fga	pct	ft-fta	pct	off	def	tot	avg	pf	a	t/o	blk	stl	pts	avg
KENTUCKY CHRISTIAN	11/5/19		20	6-9	.667	2-3	.667	4-4	1.000	0	2	2	2.0	0	3	2	0	4	18	18.0
NORFOLK STATE	11/9/19		24	7-9	.778	5-7	.714	0-0	.000	1	2	3	2.5	4	0	4	0	0	19	18.5
at Ohio	11/13/19		27	3-11	.273	1-6	.167	2-3	.667	0	1	1	2.0	3	2	3	0	2	9	15.3
COPPIN STATE	11/19/19		24	3-7	.429	1-5	.200	3-4	.750	0	5	5	2.8	3	1	1	0	2	10	14.0
MORGAN STATE	11/21/19		28	3-8	.375	1-3	.333	4-6	.667	1	3	4	3.0	1	4	2	1	1	11	13.4
at Evansville	11/24/19		32	4-9	.444	2-7	.286	2-2	1.000	0	2	2	2.8	4	4	4	0	5	12	13.2
ALDERSON BROADDUS	11/27/19		23	5-10	.500	3-5	.600	0-0	.000	3	1	4	3.0	1	6	0	1	2	13	13.1
at Indiana St.	12/03/19		25	3-8	.375	1-3	.333	9-10	.900	1	2	3	3.0	3	2	2	0	0	16	13.5
BOWLING GREEN	12/7/19		27	5-13	.385	1-7	.143	0-0	.000	0	2	2	2.9	1	7	0	0	0	11	13.2
at Rutgers	12/15/19		22	4-7	.571	2-4	.500	5-6	.833	0	3	3	2.9	4	0	2	0	0	15	13.4
at Towson	12/21/19		25	2-11	.182	0-3	.000	2-3	.667	0	0	0	2.6	4	2	3	0	0	6	12.7
at Rice	01/02/20		27	1-7	.143	0-4	.000	0-0	.000	0	0	0	2.4	1	2	1	0	0	2	11.8
at North Texas	01/04/20	*	34	3-8	.375	2-5	.400	9-10	.900	0	6	6	2.7	4	2	3	0	1	17	12.2
MIDDLE TENNESSEE	1/9/20	*	33	3-14	.214	0-8	.000	8-10	.800	1	5	6	2.9	5	0	2	0	2	14	12.4
UAB	1/11/20	*	31	3-9	.333	1-3	.333	8-8	1.000	1	1	2	2.9	4	3	2	1	1	15	12.5
at Charlotte	01/16/20	*	35	4-9	.444	0-2	.000	2-3	.667	0	5	5	3.0	3	3	3	0	0	10	12.4
at OLD DOMINION	01/18/20	*	31	4-11	.364	2-6	.333	9-9	1.000	2	4	6	3.2	4	3	5	0	1	19	12.8
WKU	1/25/20	*	30	3-9	.333	1-4	.250	1-2	.500	1	3	4	3.2	4	2	3	0	1	8	12.5
FIU	1/30/20	*	33	6-14	.429	3-7	.429	7-8	.875	2	2	4	3.3	3	3	1	0	2	22	13.0
FLORIDA ATLANTIC	2/1/20	*	36	9-15	.600	4-8	.500	3-4	.750	0	3	3	3.3	2	4	4	0	2	25	13.6
at Southern Miss	2/6/20	*	35	1-9	.111	0-4	.000	10-13	.769	2	3	5	3.3	2	5	2	1	3	12	13.5
at Louisiana Tech	02/08/20	*	27	4-7	.571	1-1	1.000	5-6	.833	0	3	3	3.3	4	4	2	0	0	14	13.5
UTSA	2/13/20	*	28	4-13	.308	3-6	.500	2-2	1.000	0	4	4	3.3	1	1	4	0	1	13	13.5
UTEP	2/15/20	*	35	5-10	.500	3-5	.600	3-4	.750	0	2	2	3.3	2	5	3	0	0	16	13.6
at WKU	02/20/20	*	34	5-12	.417	3-5	.600	6-8	.750	2	2	4	3.3	5	2	3	0	2	19	13.8
OLD DOMINION	2/22/20	*	31	3-11	.273	1-4	.250	7-8	.875	1	2	3	3.3	3	2	2	0	4	14	13.8
NORTH TEXAS	2/29/20		15	0-3	.000	0-0	.000	3-4	.750	0	1	1	3.2	5	1	3	0	1	3	13.4
at FIU	03/05/20	*	33	2-10	.200	1-6	.167	2-2	1.000	0	2	2	3.2	3	4	3	0	0	7	13.2
Totals		15	805	105-273	.385	44-131	.336	116-139	.835	18	71	89	3.2	83	77	69	4	37	370	13.2

Games played: 28
Minutes/game: 28.8
Points/game: 13.2
FG Pct: 38.5
3FG Pct: 33.6
FT Pct: 83.5

Rebounds/game: 3.2
Assists/game: 2.8
Turnovers/game: 2.5
Assist/turnover ratio: 1.1
Steals/game: 1.3
Blocks/game: 0.1

CAREER HIGHS

POINTS
S:..... 25 vs. FAU, 2/1/20
C: ..... 25 vs. FAU, 2/1/20

FIELD GOALS
S:..... 9 vs. FAU, 2/1/20
C: ..... 9 vs. FAU, 2/1/20

FGA
S:..... 15 vs. FAU, 2/1/20
C: ..... 15 vs. FAU, 2/1/20

3-POINTERS
S:..... 5 vs. Norfolk State 11/9/19
C: ..... 5 vs. Norfolk State 11/9/19

3PTA
S:.....8 (2x) last vs. FAU, 2/1/20
C: .....8 (2x) last vs. FAU, 2/1/20

FREE THROWS
S:.....10 vs. USM, 2/6/20
C: .....10 vs. USM, 2/6/20

FTA
S:.....13 vs. USM, 2/6/20
C: .....13 vs. USM, 2/6/20

REBOUNDS
S:..... 6 (3x) last at ODU 1/18/20
S:..... 6 (3x) last at ODU 1/18/20

ASSISTS
S:.....7 vs. Bowling Green 12/7/19
C: .....7 vs. Bowling Green 12/7/19

BLOCKS
S:.....1 (3x) last vs. UAB 1/11/20
C: .....1 (3x) last vs. UAB 1/11/20

STEALS
S:.....5 at Evansville 11/24/19
C .....5 at Evansville 11/24/19

MINUTES
S:..... 36 vs. FAU, 2/1/20
C: ..... 36 vs. FAU, 2/1/20

Career Superlatives

	Sea.	Car.
10+ Pts:	22	22
20+ Pts:	2	2
5+ Rebs:	6	6
10+ Rebs:	0	0
5+ Asts:	4	4
2+ Blks:	0	0
2+ Stls:	11	11
Double-Double:	0	0

CAREER STATISTICS

			Total		3-Point		F-Throws		Rebounds										Scoring	
Season	gp-gs	min/avg	fg-fga	pct	fg-fga	pct	ft-fta	pct	off	def	tot	avg	pf	fo	ast	to	blk	stl	pts	avg
2019-20	28-15	805/28.8	105-273	.385	44-131	.336	116-139	.835	18	71	89	3.2	83	3	77	69	4	37	370	13.2
TOTAL	28-15	805/28.8	105-273	.385	44-131	.336	116-139	.835	18	71	89	3.2	83	3	77	69	4	37	370	13.2

5 Princess **Clemons**

5-11 | G/F | Chester, Pa.
San Jacinto College

Opponent	Date	gs	min	Total fg-fga	pct	3-Pointers 3fg-fga	pct	Free throws ft-fta	pct	Rebounds off	def	tot	avg	pf	a	t/o	blk	stl	pts	avg
KENTUCKY CHRISTIAN	11/5/19		14	2-4	.500	0-1	.000	0-0	.000	1	3	4	4.0	0	0	0	1	0	4	4.0
NORFOLK STATE	11/9/19		9	0-3	.000	0-1	.000	2-2	1.000	2	2	4	4.0	0	2	1	0	0	2	3.0
at Ohio	11/13/19		17	2-3	.667	1-1	1.000	0-0	.000	0	3	3	3.7	0	0	1	1	1	5	3.7
COPPIN STATE	11/19/19		11	0-3	.000	0-3	.000	0-0	.000	1	2	3	3.5	3	3	2	0	1	0	2.8
MORGAN STATE	11/21/19		10	0-2	.000	0-1	.000	0-0	.000	0	0	0	2.8	2	1	3	0	0	0	2.2
at Evansville	11/24/19		18	1-3	.333	0-2	.000	4-4	1.000	4	2	6	3.3	1	2	1	0	0	6	2.8
ALDERSON BROADDUS	11/27/19		20	3-5	.600	2-4	.500	0-0	.000	1	2	3	3.3	0	4	0	1	0	8	3.6
at Indiana St.	12/03/19		12	1-4	.250	0-3	.000	2-3	.667	1	1	2	3.1	5	1	1	0	1	4	3.6
BOWLING GREEN	12/7/19		10	0-5	.000	0-3	.000	0-0	.000	0	0	0	2.8	0	2	0	0	2	0	3.2
at Rutgers	12/15/19		20	1-2	.500	1-2	.500	1-2	.500	2	5	7	3.2	0	3	1	0	1	4	3.3
at Towson	12/21/19		12	2-2	1.000	2-2	1.000	0-0	.000	0	3	3	3.2	1	0	1	1	0	6	3.5
at Rice	01/02/20		20	1-5	.200	1-2	.500	0-0	.000	0	6	6	3.4	0	0	1	1	0	3	3.5
at North Texas	01/04/20		16	1-3	.333	1-3	.333	0-0	.000	0	5	5	3.5	1	2	2	0	1	3	3.5
MIDDLE TENNESSEE	1/9/20		16	2-6	.333	0-2	.000	1-3	.333	0	2	2	3.4	0	1	1	1	2	5	3.6
UAB	1/11/20		16	1-5	.200	0-3	.000	1-2	.500	0	2	2	3.3	0	0	2	0	0	3	3.5
at Charlotte	01/16/20		14	0-6	.000	0-5	.000	0-0	.000	1	3	4	3.4	0	0	2	1	0	0	3.3
at OLD DOMINION	01/18/20		22	1-5	.200	1-4	.250	0-0	.000	0	4	4	3.4	5	1	0	0	0	3	3.3
WKU	1/25/20	*	33	4-6	.667	2-4	.500	0-0	.000	0	4	4	3.4	4	4	4	1	4	10	3.7
FIU	1/30/20	*	27	4-11	.364	3-7	.429	1-1	1.000	1	11	12	3.9	3	4	1	0	0	12	4.1
FLORIDA ATLANTIC	2/1/20	*	23	3-7	.429	0-3	.000	0-0	.000	1	5	6	4.0	1	2	1	0	1	6	4.2
at Southern Miss	2/6/20	*	30	4-9	.444	2-5	.400	4-7	.571	0	8	8	4.2	3	2	3	0	1	14	4.7
at Louisiana Tech	02/08/20	*	29	1-9	.111	1-6	.167	0-0	.000	1	5	6	4.3	5	0	3	0	6	3	4.6
UTSA	2/13/20		23	2-9	.222	1-6	.167	5-5	1.000	1	4	5	4.3	2	1	2	0	5	10	4.8
UTEP	2/15/20	*	26	3-4	.750	0-1	.000	0-0	.000	0	7	7	4.4	2	1	4	1	0	6	4.9
at WKU	02/20/20	*	26	3-5	.600	1-2	.500	0-0	.000	3	3	6	4.5	4	3	1	0	3	7	5.0
OLD DOMINION	2/22/20	*	19	1-7	.143	0-2	.000	3-4	.750	0	6	6	4.5	2	1	2	1	0	5	5.0
NORTH TEXAS	2/29/20	*	22	2-4	.500	0-1	.000	0-0	.000	0	2	2	4.4	2	1	3	0	1	4	4.9
at FIU	03/05/20		17	1-3	.333	1-2	.500	0-0	.000	1	5	6	4.5	2	3	2	0	2	3	4.9
Totals		9	532	46-140	.329	20-81	.247	24-33	.727	21	105	126	4.5	48	44	45	10	32	136	4.9

Games played: 28
Minutes/game: 19.0
Points/game: 4.9
FG Pct: 32.9
3FG Pct: 24.7
FT Pct: 72.7

Rebounds/game: 4.5
Assists/game: 1.6
Turnovers/game: 1.6
Assist/turnover ratio: 1.0
Steals/game: 1.1
Blocks/game: 0.4

CAREER HIGHS

POINTS
S:.....14 at USM 2/6/20
S:..... 14 (2x) last at USM 2/6/20

FIELD GOALS
S:..... 4 (3x) last at USM, 2/6/20
C: ..... 4 (5x) last at USM, 2/6/20

FGA
S:.....11 vs. FIU, 1/30/20
C: .....11 vs. FIU, 1/30/20

3-POINTERS
S:.....3 vs. FIU, 1/30/20
C: .....3 vs. FIU, 1/30/20

3PTA
S:.....7 vs. FIU, 1/30/20
C .....7 vs. FIU, 1/30/20

FREE THROWS
S:.....5 vs. UTSA, 2/13/20
C: .....5 at UAB 2/14/19

FTA
S:.....7 at USM, 2/6/20
C: .....7 at USM, 2/6/20

REBOUNDS
S:..... 12 vs. FIU, 1/30/20
C: ..... 12 vs. FIU, 1/30/20

ASSISTS
S:..... 4 (3x), last vs. FIU 1/30/20
C: ..... 4 (3x), last vs. FIU 1/30/20

BLOCKS
S:..... 1 (10x) last vs. ODU, 2/20/20
C: ..... 1 (17x) last vs. ODU, 2/20/20

STEALS
S:.....6 at LT, 2/8/20
C: .....6 at LT, 2/8/20

MINUTES
S:..... 33 vs. WKU 1/25/20
C: ..... 33 vs. WKU 1/25/20

Career Superlatives

	Sea.	Car.
10+ Pts:	4	6
20+ Pts:	0	0
5+ Rebs:	13	21
10+ Rebs:	1	1
5+ Asts:	0	0
2+ Blks:	0	0
2+ Stls:	7	14
Double-Double:	1	1

CAREER STATISTICS

Season	gp-gs	min/avg	Total fg-fga	pct	3-Point fg-fga	pct	F-Throws ft-fta	pct	Rebounds off	def	tot	avg	pf	fo	ast	to	blk	stl	Scoring pts	avg
2018-19	31-1	452/14.6	35-113	.310	12-51	.235	27-41	.659	27	86	113	3.6	36	0	26	45	7	19	109	3.5
2019-20	28-9	532/19.0	46-140	.329	20-81	.247	24-33	.727	21	105	126	4.5	48	3	44	45	10	32	136	4.9
TOTAL	59-10	984/16.7	81-253	.320	32-132	.242	51-74	.689	48	191	239	4.1	84	3	70	90	17	51	245	4.2

10 Ashley **Saintigene**

6-2 | F | Lauderdale Lakes, Fla.
Northeast HS

				Total		3-Pointers		Free throws		Rebounds										
Opponent	Date	gs	min	fg-fga	pct	3fg-fga	pct	ft-fta	pct	off	def	tot	avg	pf	a	t/o	blk	stl	pts	avg
KENTUCKY CHRISTIAN	11/5/19	*	23	1-6	.167	0-0	.000	0-0	.000	3	3	6	6.0	3	0	2	3	0	2	2.0
NORFOLK STATE	11/9/19	*	26	6-9	.667	0-0	.000	0-2	.000	4	4	8	7.0	3	1	1	4	1	12	7.0
at Ohio	11/13/19	*	23	3-7	.429	0-0	.000	0-2	.000	3	2	5	6.3	2	0	3	3	1	6	6.7
COPPIN STATE	11/19/19	*	23	1-7	.143	0-0	.000	1-2	.500	2	7	9	7.0	4	0	2	5	2	3	5.8
MORGAN STATE	11/21/19	*	17	1-3	.333	0-0	.000	4-8	.500	4	1	5	6.6	5	1	2	1	2	6	5.8
at Evansville	11/24/19	*	16	1-3	.333	0-0	.000	0-0	.000	3	3	6	6.5	1	0	2	3	0	2	5.2
ALDERSON BROADDUS	11/27/19	*	21	3-6	.500	0-0	.000	0-0	.000	3	4	7	6.6	1	0	1	5	1	6	5.3
at Indiana St.	12/03/19	*	24	3-7	.429	0-0	.000	0-4	.000	3	3	6	6.5	2	0	2	3	1	6	5.4
BOWLING GREEN	12/7/19	*	23	1-2	.500	0-0	.000	1-2	.500	3	1	4	6.2	2	0	1	3	0	3	5.1
at Rutgers	12/15/19	*	24	0-3	.000	0-0	.000	0-2	.000	3	1	4	6.0	2	1	0	2	0	0	4.6
at Towson	12/21/19	*	19	4-6	.667	0-0	.000	2-6	.333	2	2	4	5.8	4	0	2	2	0	10	5.1
at Rice	01/02/20	*	18	5-7	.714	0-0	.000	0-1	.000	3	0	3	5.6	2	0	3	2	2	10	5.5
MIDDLE TENNESSEE	1/9/20	*	18	1-5	.200	0-0	.000	2-3	.667	3	6	9	5.8	2	1	3	4	0	4	5.4
UAB	1/11/20	*	23	3-4	.750	0-0	.000	2-2	1.000	4	5	9	6.1	4	1	2	3	1	8	5.6
at Charlotte	01/16/20	*	24	3-5	.600	0-0	.000	0-0	.000	3	3	6	6.1	5	1	4	2	0	6	5.6
at OLD DOMINION	01/18/20	*	5	0-1	.000	0-0	.000	0-0	.000	0	0	0	5.7	0	0	0	0	0	0	5.3
WKU	1/25/20		dnp	-	-	-	-	-	-	-	-	-	-	-	-	-	-	-	-	-
FIU	1/30/20		dnp	-	-	-	-	-	-	-	-	-	-	-	-	-	-	-	-	-
FLORIDA ATLANTIC	2/1/20		dnp	-	-	-	-	-	-	-	-	-	-	-	-	-	-	-	-	-
at Southern Miss	2/6/20		dnp	-	-	-	-	-	-	-	-	-	-	-	-	-	-	-	-	-
UTSA	2/13/20		dnp	-	-	-	-	-	-	-	-	-	-	-	-	-	-	-	-	-
UTEP	2/15/20		dnp	-	-	-	-	-	-	-	-	-	-	-	-	-	-	-	-	-
OLD DOMINION	2/22/20		dnp	-	-	-	-	-	-	-	-	-	-	-	-	-	-	-	-	-
NORTH TEXAS	2/29/20		dnp	-	-	-	-	-	-	-	-	-	-	-	-	-	-	-	-	-
at FIU	03/05/20		7	0-0	.000	0-0	.000	0-0	.000	0	3	3	5.5	1	0	0	1	0	0	4.9
Totals		16	334	36-81	.444	0-0	.000	12-34	.353	46	48	94	5.5	43	6	30	46	11	84	4.9

Games played: 17
Minutes/game: 19.6
Points/game: 4.9
FG Pct: 44.4
FT Pct: 35.3

Rebounds/game: 5.5
Assists/game: 0.4
Turnovers/game: 1.8
Assist/turnover ratio: 0.2
Steals/game: 0.6
Blocks/game: 2.7

CAREER HIGHS

POINTS
S:..... 12 vs. Norfolk State 11/9/19
C: ..... 18 vs. MFK 12/20/16

FIELD GOALS
S:..... 6 vs. Norfolk State 11/9/19
C: ..... 8 vs. MFK 12/20/16

FGA
S:..... 9 vs. Norfolk State 11/9/19
C: ..... 12 vs. MFK 12/20/16

3-POINTERS
S:..... N/A
C: ..... N/A

3PTA
S:..... N/A
C: ..... N/A

FREE THROWS
S:.....4 vs. Morgan State 11/21/19
C:4 (2x) last vs. Morgan St. 11/21/19

FTA
S:.....8 vs. Morgan State 11/21/19
C:8 (2x) last vs. Morgan St. 11/21/19

REBOUNDS
S:.....9 (3x) last vs. UAB 1/11/20
C: .....16 vs. Longwood 11/10/17

ASSISTS
S:.....1 (5x) last vs. UAB 1/11/20
C: ..... 3 vs. MFK 12/20/16

BLOCKS
S:..... 5 (2x) last vs. AB 11/27/19
C: ...6 (2x) last vs. Towson 12/22/18

STEALS
S:..... 2 (3x) last at Rice 1/2/20
C: .....4 vs. SIU 12/2/17

MINUTES
S:..... 26 vs. Norfolk State 11/9/19
C: ..... 33 vs. SIU 12/2/17

Career Superlatives

	Sea.	Car.
10+ Pts:	3	11
20+ Pts:	0	0
5+ Rebs:	11	45
10+ Rebs:	0	7
5+ Asts:	0	0
2+ Blks:	14	37
2+ Stls:	3	6
Double-Double:	0	3

CAREER STATISTICS

			Total		3-Point		F-Throws		Rebounds										Scoring	
Season	gp-gs	min/avg	fg-fga	pct	fg-fga	pct	ft-fta	pct	off	def	tot	avg	pf	fo	ast	to	blk	stl	pts	avg
2016-17	29-1	439/15.1	60-114	.526	0-0	.000	13-58	.224	87	88	175	6.0	73	2	14	50	42	10	133	4.6
2017-18	12-6	252/21.0	34-62	.548	0-0	.000	6-15	.400	31	50	81	6.8	29	1	9	23	22	9	74	6.2
2018-19	9-4	157/17.4	30-62	.484	0-0	.000	9-22	.409	19	20	39	4.3	26	1	3	13	17	1	69	7.7
2019-20	17-16	334/19.6	36-81	.444	0-0	.000	12-34	.353	46	48	94	5.5	43	2	6	30	46	11	84	4.9
TOTAL	67-27	1182/17.6	160-319	.502	0-0	.000	40-129	.310	183	206	389	5.8	171	6	32	116	127	31	360	5.4

20 Taylor Pearson

5-7 | F | Columbus, Ohio
Northland HS

Opponent	Date	gs	min	Total fg-fga	pct	3-Pointers 3fg-fga	pct	Free throws ft-fta	pct	Rebounds off	def	tot	avg	pf	a	t/o	blk	stl	pts	avg
KENTUCKY CHRISTIAN	11/5/19	*	22	5-8	.625	2-2	1.000	0-0	.000	0	4	4	4.0	1	5	1	0	2	12	12.0
NORFOLK STATE	11/9/19	*	33	4-10	.400	2-4	.500	1-1	1.000	1	6	7	5.5	4	2	4	0	1	11	11.5
at Ohio	11/13/19	*	26	2-2	1.000	0-0	.000	0-2	.000	0	6	6	5.7	1	1	3	0	0	4	9.0
COPPIN STATE	11/19/19	*	32	6-9	.667	4-7	.571	3-5	.600	2	7	9	6.5	2	1	2	0	0	19	11.5
MORGAN STATE	11/21/19	*	38	3-8	.375	3-6	.500	4-6	.667	2	5	7	6.6	1	1	1	0	0	13	11.8
at Evansville	11/24/19		35	3-10	.300	1-5	.200	0-0	.000	1	6	7	6.7	1	0	2	0	2	7	11.0
ALDERSON BROADDUS	11/27/19	*	23	4-7	.571	3-5	.600	0-0	.000	2	3	5	6.4	1	2	2	0	0	11	11.0
at Indiana St.	12/03/19	*	35	2-4	.500	0-2	.000	6-8	.750	3	3	6	6.4	2	2	0	0	2	10	10.9
BOWLING GREEN	12/7/19	*	23	2-9	.222	1-6	.167	0-0	.000	1	4	5	6.2	5	1	1	0	1	5	10.2
at Rutgers	12/15/19	*	17	1-7	.143	0-3	.000	2-5	.400	1	2	3	5.9	0	1	2	0	0	4	9.6
at Towson	12/21/19	*	29	2-4	.500	0-0	.000	0-0	.000	1	4	5	5.8	3	3	0	0	1	4	9.1
at Rice	01/02/20	*	18	2-9	.222	1-3	.333	0-0	.000	3	1	4	5.7	3	0	1	0	0	5	8.8
at North Texas	01/04/20	*	36	0-2	.000	0-1	.000	2-2	1.000	0	9	9	5.9	4	0	4	0	1	2	8.2
MIDDLE TENNESSEE	1/9/20	*	28	3-5	.600	1-3	.333	1-1	1.000	1	4	5	5.9	2	3	3	0	1	8	8.2
UAB	1/11/20	*	29	5-11	.455	2-6	.333	5-6	.833	1	7	8	6.0	1	1	3	0	1	17	8.8
at Charlotte	01/16/20	*	30	3-10	.300	2-7	.286	2-2	1.000	0	3	3	5.8	2	0	0	0	0	10	8.9
at OLD DOMINION	01/18/20	*	36	4-9	.444	2-7	.286	0-0	.000	1	7	8	5.9	4	0	3	0	1	10	8.9
WKU	1/25/20	*	32	5-11	.455	3-5	.600	5-8	.625	3	4	7	6.0	4	3	3	0	1	18	9.4
FIU	1/30/20	*	34	6-13	.462	2-3	.667	0-1	.000	1	3	4	5.9	1	1	1	0	0	14	9.7
FLORIDA ATLANTIC	2/1/20		26	5-12	.417	3-6	.500	6-6	1.000	1	3	4	5.8	2	2	4	1	1	19	10.2
at Southern Miss	2/6/20	*	33	7-11	.636	6-9	.667	1-2	.500	2	2	4	5.7	0	1	2	0	0	21	10.7
at Louisiana Tech	02/08/20	*	34	2-11	.182	0-3	.000	2-2	1.000	1	4	5	5.7	4	2	1	0	1	6	10.5
UTSA	2/13/20	*	24	4-10	.400	1-6	.167	4-4	1.000	1	2	3	5.6	3	3	1	1	0	13	10.6
UTEP	2/15/20	*	24	5-10	.500	2-4	.500	2-2	1.000	2	2	4	5.5	3	2	3	2	0	14	10.7
at WKU	02/20/20	*	28	10-15	.667	3-5	.600	1-1	1.000	0	3	3	5.4	0	2	1	0	0	24	11.2
OLD DOMINION	2/22/20	*	31	1-9	.111	0-5	.000	1-3	.333	0	5	5	5.4	2	1	2	0	1	3	10.9
NORTH TEXAS	2/29/20	*	34	6-10	.600	3-5	.600	1-2	.500	0	2	2	5.3	3	3	2	0	1	16	11.1
at FIU	03/05/20	*	32	2-8	.250	1-4	.250	5-6	.833	1	4	5	5.3	3	0	4	0	0	10	11.1
Totals		26	822	104-244	.426	48-122	.393	54-75	.720	32	115	147	5.3	62	43	56	4	18	310	11.1

Games played: 28
Minutes/game: 29.4
Points/game: 11.1
FG Pct: 42.6
3FG Pct: 39.3
FT Pct: 72.0

Rebounds/game: 5.3
Assists/game: 1.5
Turnovers/game: 2.0
Assist/turnover ratio: 0.8
Steals/game: 0.6
Blocks/game: 0.1

CAREER HIGHS

POINTS
S:.....24 at WKU, 2/20/20
C: .....24 at WKU, 2/20/20

FIELD GOALS
S:.....10 at WKU, 2/20/20
C: .....10 at WKU, 2/20/20

FGA
C: .....15 at WKU, 2/20/20
C: .....15 at WKU, 2/20/20

3-POINTERS
S:.....6 at USM, 2/6/20
C: .....6 at USM, 2/6/20

3PTA
S:.....9 at USM, 2/6/20
C: .....9 at USM, 2/6/20

FREE THROWS
S:.....6 (2x) last vs. FAU, 2/1/20
C: .....6 (3x) last vs. FAU, 2/1/20

FTA
S:.....8 (2x) last vs. WKU 1/25/20
C: .....8 (2x) last vs. WKU 1/25/20

REBOUNDS
S:..... 9 (2x) last at NT 1/4/20
C: ..... 12 (2x) last vs. UTEP 3/13/19

ASSISTS
S:.....5 vs. KCU 11/5/19
C: ..... 5 (2x) last vs. KCU 11/5/19

BLOCKS
S:..... 2 vs. UTEP, 2/15/20
C: ..... 2 vs. UTEP, 2/15/20

STEALS
S:..2 (3x) last at Indiana St. 12/3/19
C: .....3 vs. KCU 12/18/19

MINUTES
S:.....38 vs. Morgan State 11/24/19
C: .....44 vs. UTEP 3/13/19

Career Superlatives

	Sea.	Car.
10+ Pts:	18	28
20+ Pts:	2	2
5+ Rebs:	17	43
10+ Rebs:	0	3
5+ Asts:	1	2
2+ Blks:	1	1
2+ Stls:	3	12
Double-Double:	0	2

CAREER STATISTICS

Season	gp-gs	min/avg	Total fg-fga	pct	3-Point fg-fga	pct	F-Throws ft-fta	pct	Rebounds off	def	tot	avg	pf	fo	ast	to	blk	stl	Scoring pts	avg
2017-18	29-4	572/19.7	54-140	.386	14-51	.275	40-55	.727	33	61	94	3.2	57	0	30	44	2	13	162	5.6
2018-19	30-26	742/24.7	68-188	.362	11-59	.186	28-53	.528	44	123	167	5.6	66	0	32	54	2	22	175	5.8
2019-20	28-26	822/29.4	104-244	.426	48-122	.393	54-75	.720	32	115	147	5.3	62	1	43	56	4	18	310	11.1
TOTAL	87-56	2136/24.6	226-572	.395	73-232	.315	122-183	.667	109	299	408	4.7	185	1	105	154	8	53	647	7.4

21 Brianna Toney

5-11 | F | Bexley, Ohio
Bexley HS

Opponent	Date	gs	min	Total fg-fga	pct	3-Pointers 3fg-fga	pct	Free throws ft-fta	pct	Rebounds off	def	tot	avg	pf	a	t/o	blk	stl	pts	avg
KENTUCKY CHRISTIAN	11/5/19		5	1-2	.500	0-0	.000	0-0	.000	0	1	1	1.0	0	0	0	1	0	2	2.0
NORFOLK STATE	11/9/19		dnp	-	-	-	-	-	-	-	-	-	-	-	-	-	-	-	-	-
at Ohio	11/13/19		2	0-0	.000	0-0	.000	0-0	.000	0	0	0	0.5	0	0	0	0	0	0	1.0
COPPIN STATE	11/19/19		dnp	-	-	-	-	-	-	-	-	-	-	-	-	-	-	-	-	-
MORGAN STATE	11/21/19		dnp	-	-	-	-	-	-	-	-	-	-	-	-	-	-	-	-	-
ALDERSON BROADDUS	11/27/19		9	0-3	.000	0-2	.000	2-2	1.000	0	0	0	0.3	0	0	0	0	0	2	1.3
BOWLING GREEN	12/7/19		dnp	-	-	-	-	-	-	-	-	-	-	-	-	-	-	-	-	-
at Rice	01/02/20		2	1-1	1.000	0-0	.000	0-0	.000	0	0	0	0.3	0	0	0	0	0	2	1.5
MIDDLE TENNESSEE	1/9/20		dnp	-	-	-	-	-	-	-	-	-	-	-	-	-	-	-	-	-
UAB	1/11/20		dnp	-	-	-	-	-	-	-	-	-	-	-	-	-	-	-	-	-
at OLD DOMINION	01/18/20		5	0-1	.000	0-0	.000	0-0	.000	0	0	0	0.2	1	0	1	0	0	0	1.2
WKU	1/25/20		dnp	-	-	-	-	-	-	-	-	-	-	-	-	-	-	-	-	-
FIU	1/30/20		dnp	-	-	-	-	-	-	-	-	-	-	-	-	-	-	-	-	-
FLORIDA ATLANTIC	2/1/20		dnp	-	-	-	-	-	-	-	-	-	-	-	-	-	-	-	-	-
at Southern Miss	2/6/20		4	0-0	.000	0-0	.000	0-0	.000	0	0	0	0.2	0	0	0	0	0	0	1.0
UTSA	2/13/20		dnp	-	-	-	-	-	-	-	-	-	-	-	-	-	-	-	-	-
UTEP	2/15/20		dnp	-	-	-	-	-	-	-	-	-	-	-	-	-	-	-	-	-
at WKU	02/20/20		2	0-1	.000	0-1	.000	0-0	.000	0	0	0	0.1	0	0	0	0	0	0	0.9
OLD DOMINION	2/22/20		dnp	-	-	-	-	-	-	-	-	-	-	-	-	-	-	-	-	-
NORTH TEXAS	2/29/20	*	4	0-1	.000	0-1	.000	0-0	.000	0	0	0	0.1	1	0	0	0	0	0	0.8
at FIU	03/05/20		dnp	-	-	-	-	-	-	-	-	-	-	-	-	-	-	-	-	-
Totals		1	33	2-9	.222	0-4	.000	2-2	1.000	0	1	1	0.1	2	0	1	1	0	6	0.8

Games played: 8
Minutes/game: 4.1
Points/game: 0.8
FG Pct: 22.2
3FG Pct: 0.0
FT Pct: 100.0

Rebounds/game: 0.1
Turnovers/game: 0.1
Blocks/game: 0.1

CAREER HIGHS

POINTS
S:..... 2 (2x) last vs. AB 11/27/19
C: ..... 5 (2x) last at NT 2/24/18

FIELD GOALS
S:..... 1 (2x) last at Rice 1/2/20
C: ..... 2 (2x) last at NT 2/24/18

FGA
S:.....3 vs. AB 11/27/19
C: ..... 5 vs. Alice Lloyd 12/30/17

3-POINTERS
S:..... N/A
C: ..... 1 (4x) last at NT 2/24/18

3PTA
S:.....2 vs. AB 11/27/19
C: ..... 2 (3x) last vs. AB 11/27/19

FREE THROWS
S:.....2 vs. AB 11/27/19
C: .....2 vs. AB 11/27/19

FTA
S:.....2 vs. AB 11/27/19
C: ..... 2 (2x) last vs. AB 11/27/19

REBOUNDS
S:.....1 vs. KCU 11/5/19
C:3 (4x) last vs. Bluefield St. 11/20/18

ASSISTS
S:..... N/A
C: ..... N/A

BLOCKS
S:.....1 vs. KCU 11/5/19
C: ..... 2 vs. Bluefield St. 11/20/18

STEALS
S:..... N/A
C .....1 (3x) last at FAU 1/17/19

MINUTES
S:.....9 vs. AB 11/27/19
C: ..... 12 at BGSU 11/13/18

Career Superlatives

	Sea.	Car.
10+ Pts:	0	0
20+ Pts:	0	0
5+ Rebs:	0	0
10+ Rebs:	0	0
5+ Asts:	0	0
2+ Blks:	0	1
2+ Stls:	0	0
Double-Double:	0	0

CAREER STATISTICS

Season	gp-gs	min/avg	Total fg-fga	pct	3-Point fg-fga	pct	F-Throws ft-fta	pct	Rebounds off	def	tot	avg	pf	fo	ast	to	blk	stl	Scoring pts	avg
2017-18	12-0	48/4.0	8-17	.471	4-7	.571	1-2	.500	4	8	12	1.0	5	0	0	0	1	1	21	1.8
2018-19	16-0	70/4.4	3-14	.214	0-5	.000	0-0	.000	4	9	13	0.8	8	0	0	4	2	2	6	0.4
2019-20	8-1	33/4.1	2-9	.222	0-4	.000	2-2	1.000	0	1	1	0.1	2	0	0	1	1	0	6	0.8
TOTAL	36-1	151/4.2	13-40	.325	4-16	.250	3-4	.750	8	18	26	0.7	15	0	0	5	4	3	33	0.9

22 Khadaijia **Brooks**

5-10 | G/F | Bristol, Conn.
Bristol Eastern HS

				Total		3-Pointers		Free throws		Rebounds											
Opponent	Date	gs	min	fg-fga	pct	3fg-fga	pct	ft-fta	pct	off	def	tot	avg	pf	a	t/o	blk	stl	pts	avg
KENTUCKY CHRISTIAN	11/5/19	*	26	5-13	.385	0-3	.000	1-1	1.000	2	6	8	8.0	0	3	2	0	2	11	11.0
NORFOLK STATE	11/9/19	*	30	3-8	.375	1-4	.250	1-2	.500	2	7	9	8.5	1	4	1	3	1	8	9.5
at Ohio	11/13/19	*	27	5-12	.417	3-6	.500	0-0	.000	2	4	6	7.7	1	4	2	0	2	13	10.7
COPPIN STATE	11/19/19	*	33	3-11	.273	2-7	.286	0-0	.000	4	6	10	8.3	4	1	0	2	0	8	10.0
MORGAN STATE	11/21/19	*	35	5-10	.500	3-5	.600	0-0	.000	1	2	3	7.2	3	0	1	0	0	13	10.6
at Evansville	11/24/19	*	34	7-14	.500	1-5	.200	0-0	.000	2	0	2	6.3	4	0	2	2	0	15	11.3
ALDERSON BROADDUS	11/27/19	*	13	1-4	.250	0-2	.000	0-0	.000	2	4	6	6.3	0	1	0	0	1	2	10.0
at Indiana St.	12/03/19	*	21	4-6	.667	1-2	.500	1-2	.500	0	3	3	5.9	3	0	0	0	0	10	10.0
BOWLING GREEN	12/7/19	*	32	5-14	.357	3-4	.750	2-2	1.000	5	6	11	6.4	3	4	1	1	2	15	10.6
at Rutgers	12/15/19	*	24	1-6	.167	0-3	.000	0-0	.000	1	1	2	6.0	1	0	1	0	2	2	9.7
at Towson	12/21/19	*	34	7-13	.538	1-3	.333	0-0	.000	3	6	9	6.3	1	1	2	1	1	15	10.2
at Rice	01/02/20	*	17	1-4	.250	1-2	.500	0-0	.000	0	0	0	5.8	1	0	1	0	1	3	9.6
at North Texas	01/04/20	*	29	4-9	.444	1-3	.333	0-0	.000	2	3	5	5.7	2	1	2	2	0	9	9.5
MIDDLE TENNESSEE	1/9/20	*	23	1-5	.200	0-3	.000	3-4	.750	1	3	4	5.6	3	2	1	1	2	5	9.2
UAB	1/11/20	*	31	3-8	.375	1-3	.333	2-2	1.000	0	6	6	5.6	2	4	1	1	1	9	9.2
at Charlotte	01/16/20	*	31	2-8	.250	1-3	.333	1-2	.500	1	8	9	5.8	3	3	2	0	0	6	9.0
at OLD DOMINION	01/18/20	*	32	3-12	.250	0-4	.000	2-2	1.000	0	5	5	5.8	5	1	2	2	4	8	8.9
WKU	1/25/20	*	26	1-4	.250	0-1	.000	2-2	1.000	3	3	6	5.8	4	1	3	0	0	4	8.7
FIU	1/30/20	*	23	3-14	.214	0-7	.000	1-2	.500	2	3	5	5.7	0	2	0	1	4	7	8.6
FLORIDA ATLANTIC	2/1/20	*	18	1-5	.200	0-2	.000	0-0	.000	1	2	3	5.6	4	0	2	0	1	2	8.3
at Southern Miss	2/6/20	*	25	3-10	.300	1-5	.200	1-2	.500	1	4	5	5.6	1	2	1	0	4	8	8.2
at Louisiana Tech	02/08/20	*	28	4-10	.400	0-3	.000	0-0	.000	0	5	5	5.5	0	0	1	0	2	8	8.2
UTSA	2/13/20	*	30	3-4	.750	1-1	1.000	4-4	1.000	2	3	5	5.5	1	2	2	2	1	11	8.3
UTEP	2/15/20	*	30	4-6	.667	2-3	.667	2-2	1.000	1	4	5	5.5	2	4	4	1	1	12	8.5
at WKU	02/20/20	*	30	0-6	.000	0-3	.000	0-0	.000	1	1	2	5.4	1	1	3	2	1	0	8.2
OLD DOMINION	2/22/20	*	31	1-5	.200	1-4	.250	0-0	.000	1	6	7	5.4	5	0	0	0	0	3	8.0
NORTH TEXAS	2/29/20	*	29	6-9	.667	4-5	.800	0-0	.000	1	3	4	5.4	3	1	2	1	1	16	8.3
at FIU	03/05/20	*	34	5-13	.385	3-7	.429	0-0	.000	2	9	11	5.6	1	3	2	2	1	13	8.4
Totals		28	776	91-243	.374	31-103	.301	23-29	.793	43	113	156	5.6	59	45	41	24	35	236	8.4

Games played: 28
Minutes/game: 27.7
Points/game: 8.4
FG Pct: 37.4
3FG Pct: 30.1
FT Pct: 79.3

Rebounds/game: 5.6
Assists/game: 1.6
Turnovers/game: 1.5
Assist/turnover ratio: 1.1
Steals/game: 1.3
Blocks/game: 0.9

CAREER HIGHS

POINTS
S:..... 16 vs. North Texas, 2/29/20
C: ..... 22 vs. MFK 12/20/16

FIELD GOALS
S:..... 7 at Evansville 11/24/19
C: .....8 (3x) last vs. LA Tech 1/24/19

FGA
S:..... 14 (3x) last vs. FIU 1/30/20
C: ...15 (2x) last vs. LA Tech 1/24/19

3-POINTERS
S:..... 4 vs. North Texas, 2/29/20
C: .....4 (3x) last vs. NT, 2/29/20

3PTA
S:.....7 (3x) last at FIU, 3/5/20
C: .....8 vs. UTEP 3/13/19

FREE THROWS
S:.....4 vs. UTSA, 2/13/20
C: .....5 vs. ODU 1/3/19

FTA
S:..... 4 (2x), last vs. UTSA, 2/13/20
C: .....7 vs. Evansville 11/29/18

REBOUNDS
S:.....11 (2x), last at FIU, 3/5/20
C: ..... 13 (2x) last at UTSA 2/2/19

ASSISTS
S:.....4 (5x) last vs. UTEP, 2/15/20
C: ..... 5 vs. Southern Miss 2/2/17

BLOCKS
S:..... 3 vs. Norfolk State 11/9/19
C: .....3 (3x) last vs. NSU 11/9/19

STEALS
S:..... 4 (3x) last at USM, 2/6/20
C: ..... 4 (4x) last at USM, 2/6/20

MINUTES
S:.....35 at Evansville 11/24/19
C: ..... 46 vs. LA Tech 1/24/19

Career Superlatives

	Sea.	Car.
10+ Pts:	11	31
20+ Pts:	0	1
5+ Rebs:	18	55
10+ Rebs:	2	14
5+ Asts:	0	1
2+ Blks:	8	19
2+ Stls:	9	22
Double-Double:	2	9

CAREER STATISTICS

			Total		3-Point		F-Throws		Rebounds										Scoring	
Season	gp-gs	min/avg	fg-fga	pct	fg-fga	pct	ft-fta	pct	off	def	tot	avg	pf	fo	ast	to	blk	stl	pts	avg
2015-16	31-0	234/7.5	18-47	.383	1-6	.167	5-10	.500	17	37	54	1.7	24	0	15	20	10	9	42	1.4
2016-17	22-21	647/29.4	66-133	.496	20-57	.351	19-28	.679	41	102	143	6.5	40	0	33	26	14	18	171	7.8
2018-19	32-31	874/27.3	110-274	.401	29-100	.290	32-45	.711	58	138	196	6.1	69	0	37	42	29	30	281	8.8
2019-20	28-28	776/27.7	91-243	.374	31-103	.301	23-29	.793	43	113	156	5.6	59	2	45	41	24	35	236	8.4
TOTAL	113-80	2531/22.4	285-697	.409	81-266	.305	79-112	.705	159	390	549	4.9	192	2	130	129	77	92	730	6.5

23 Alexis Johnson

5-10 | F | Southfield, Mich.
Southfield HS for the Arts & Tech.

Opponent	Date	gs	min	Total fg-fga	pct	3-Pointers 3fg-fga	pct	Free throws ft-fta	pct	Rebounds off	def	tot	avg	pf	a	t/o	blk	stl	pts	avg
KENTUCKY CHRISTIAN	11/5/19		11	2-4	.500	0-0	.000	2-2	1.000	0	2	2	2.0	2	1	1	0	3	6	6.0
NORFOLK STATE	11/9/19		0	0-0	.000	0-0	.000	0-0	.000	0	0	0	1.0	0	0	0	0	0	0	3.0
at Ohio	11/13/19		5	0-0	.000	0-0	.000	0-2	.000	0	1	1	1.0	0	0	0	0	0	0	2.0
COPPIN STATE	11/19/19		dnp	-	-	-	-	-	-	-	-	-	-	-	-	-	-	-	-	-
MORGAN STATE	11/21/19		dnp	-	-	-	-	-	-	-	-	-	-	-	-	-	-	-	-	-
ALDERSON BROADDUS	11/27/19		15	3-6	.500	1-2	.500	2-4	.500	3	3	6	2.3	2	0	2	0	0	9	3.8
at Indiana St.	12/03/19		3	0-0	.000	0-0	.000	0-0	.000	0	1	1	2.0	1	0	0	0	0	0	3.0
BOWLING GREEN	12/7/19		dnp	-	-	-	-	-	-	-	-	-	-	-	-	-	-	-	-	-
at Rutgers	12/15/19		5	1-2	.500	0-1	.000	0-0	.000	0	0	0	1.7	1	0	0	0	1	2	2.8
at Rice	01/02/20		3	0-0	.000	0-0	.000	0-0	.000	1	1	2	1.7	0	1	0	0	0	0	2.4
MIDDLE TENNESSEE	1/9/20		4	1-1	1.000	0-0	.000	0-0	.000	1	2	3	1.9	2	0	0	0	0	2	2.4
UAB	1/11/20		2	0-1	.000	0-0	.000	0-0	.000	0	1	1	1.8	0	0	0	0	0	0	2.1
at OLD DOMINION	01/18/20		10	1-3	.333	0-0	.000	0-0	.000	0	4	4	2.0	4	0	1	0	0	2	2.1
WKU	1/25/20		dnp	-	-	-	-	-	-	-	-	-	-	-	-	-	-	-	-	-
FIU	1/30/20		dnp	-	-	-	-	-	-	-	-	-	-	-	-	-	-	-	-	-
FLORIDA ATLANTIC	2/1/20		dnp	-	-	-	-	-	-	-	-	-	-	-	-	-	-	-	-	-
at Southern Miss	2/6/20		dnp	-	-	-	-	-	-	-	-	-	-	-	-	-	-	-	-	-
at Louisiana Tech	02/08/20		5	1-1	1.000	0-0	.000	0-0	.000	1	1	2	2.0	1	0	0	0	0	2	2.1
UTSA	2/13/20		10	2-3	.667	0-0	.000	0-0	.000	0	0	0	1.8	2	0	1	0	1	4	2.3
UTEP	2/15/20		dnp	-	-	-	-	-	-	-	-	-	-	-	-	-	-	-	-	-
at WKU	02/20/20		5	0-0	.000	0-0	.000	0-0	.000	0	0	0	1.7	2	0	1	0	0	0	2.1
OLD DOMINION	2/22/20		1	0-0	.000	0-0	.000	0-0	.000	0	0	0	1.6	0	0	0	0	0	0	1.9
NORTH TEXAS	2/29/20		dnp	-	-	-	-	-	-	-	-	-	-	-	-	-	-	-	-	-
at FIU	03/05/20		dnp	-	-	-	-	-	-	-	-	-	-	-	-	-	-	-	-	-
Totals		0	79	11-21	.524	1-3	.333	4-8	.500	6	16	22	1.6	17	2	6	0	5	27	1.9

Games played: 14
Minutes/game: 5.6
Points/game: 1.9
FG Pct: 52.4
3FG Pct: 33.3
FT Pct: 50.0

Rebounds/game: 1.6
Assists/game: 0.1
Turnovers/game: 0.4
Assist/turnover ratio: 0.3
Steals/game: 0.4

CAREER HIGHS

POINTS
S:.....9 vs. AB 11/27/19
C: .....9 vs. AB 11/27/19

FIELD GOALS
S:.....3 vs. AB 11/27/19
C: .....3 vs. AB 11/27/19

FGA
S:.....6 vs. AB 11/27/19
C: .....6 vs. AB 11/27/19

3-POINTERS
S:.....1 vs. AB 11/27/19
C: .....1 vs. AB 11/27/19

3PTA
S:.....2 vs. AB 11/27/19
C: .....2 vs. AB 11/27/19

FREE THROWS
S:..... 2 (2x) last vs. AB 11/27/19
C: ..... 2 (2x) last vs. AB 11/27/19

FTA
S:.....4 vs. AB 11/27/19
C: .....4 vs. AB 11/27/19

REBOUNDS
S:.....6 vs. AB 11/27/19
C: .....6 vs. AB 11/27/19

ASSISTS
S:..... 1 (2x) last at Rice 1/2/20
C: ..... 1 (2x) last at Rice 1/2/20

BLOCKS
S:..... N/A
C: ..... N/A

STEALS
S:.....3 vs. KCU 11/5/19
C: .....3 vs. KCU 11/5/19

MINUTES
S:.....15 vs. AB 11/27/19
C: .....15 vs. AB 11/27/19

Career Superlatives

	Sea.	Car.
10+ Pts:	0	0
20+ Pts:	0	0
5+ Rebs:	1	1
10+ Rebs:	0	0
5+ Asts:	0	0
2+ Blks:	0	0
2+ Stls:	1	1
Double-Double:	0	0

CAREER STATISTICS

Season	gp-gs	min/avg	Total fg-fga	pct	3-Point fg-fga	pct	F-Throws ft-fta	pct	Rebounds off	def	tot	avg	pf	fo	ast	to	blk	stl	Scoring pts	avg
2019-20	14-0	79/5.6	11-21	.524	1-3	.333	4-8	.500	6	16	22	1.6	17	0	2	6	0	5	27	1.9
TOTAL	14-0	79/5.6	11-21	.524	1-3	.333	4-8	.500	6	16	22	1.6	17	0	2	6	0	5	27	1.9

24 Sky Thomas

6-3 | F | Wyoming, Ohio
Wyoming HS

Opponent	Date	gs	min	Total fg-fga	pct	3-Pointers 3fg-fga	pct	Free throws ft-fta	pct	Rebounds off	def	tot	avg	pf	a	t/o	blk	stl	pts	avg
KENTUCKY CHRISTIAN	11/5/19		3	0-0	.000	0-0	.000	0-0	.000	0	0	0	0.0	0	0	2	1	1	0	0.0
NORFOLK STATE	11/9/19		dnp	-	-	-	-	-	-	-	-	-	-	-	-	-	-	-	-	-
at Ohio	11/13/19		1	0-0	.000	0-0	.000	0-0	.000	0	0	0	0.0	0	0	0	0	0	0	0.0
COPPIN STATE	11/19/19		dnp	-	-	-	-	-	-	-	-	-	-	-	-	-	-	-	-	-
MORGAN STATE	11/21/19		dnp	-	-	-	-	-	-	-	-	-	-	-	-	-	-	-	-	-
ALDERSON BROADDUS	11/27/19		dnp	-	-	-	-	-	-	-	-	-	-	-	-	-	-	-	-	-
BOWLING GREEN	12/7/19		dnp	-	-	-	-	-	-	-	-	-	-	-	-	-	-	-	-	-
MIDDLE TENNESSEE	1/9/20		dnp	-	-	-	-	-	-	-	-	-	-	-	-	-	-	-	-	-
UAB	1/11/20		dnp	-	-	-	-	-	-	-	-	-	-	-	-	-	-	-	-	-
at OLD DOMINION	01/18/20		dnp	-	-	-	-	-	-	-	-	-	-	-	-	-	-	-	-	-
WKU	1/25/20		dnp	-	-	-	-	-	-	-	-	-	-	-	-	-	-	-	-	-
FIU	1/30/20		dnp	-	-	-	-	-	-	-	-	-	-	-	-	-	-	-	-	-
FLORIDA ATLANTIC	2/1/20		dnp	-	-	-	-	-	-	-	-	-	-	-	-	-	-	-	-	-
at Southern Miss	2/6/20		dnp	-	-	-	-	-	-	-	-	-	-	-	-	-	-	-	-	-
UTSA	2/13/20		dnp	-	-	-	-	-	-	-	-	-	-	-	-	-	-	-	-	-
UTEP	2/15/20		dnp	-	-	-	-	-	-	-	-	-	-	-	-	-	-	-	-	-
at WKU	02/20/20		2	0-0	.000	0-0	.000	0-0	.000	0	0	0	0.0	0	0	0	0	0	0	0.0
OLD DOMINION	2/22/20		dnp	-	-	-	-	-	-	-	-	-	-	-	-	-	-	-	-	-
NORTH TEXAS	2/29/20		dnp	-	-	-	-	-	-	-	-	-	-	-	-	-	-	-	-	-
at FIU	03/05/20		dnp	-	-	-	-	-	-	-	-	-	-	-	-	-	-	-	-	-
Totals		0	6	0-0	.000	0-0	.000	0-0	.000	0	0	0	0.0	0	0	2	1	1	0	0.0

Games played: 3
Minutes/game: 2.0

Turnovers/game: 0.7
Steals/game: 0.3
Blocks/game: 0.3

CAREER HIGHS

POINTS
S:..... N/A
C: ..... N/A

FIELD GOALS
S:..... N/A
C: ..... N/A

FGA
S:..... N/A
C: ..... N/A

3-POINTERS
S:..... N/A
C: ..... N/A

3PTA
S:..... N/A
C: ..... N/A

FREE THROWS
S:..... N/A
C: ..... N/A

FTA
S:..... N/A
C: ..... N/A

REBOUNDS
S:..... N/A
C: ..... N/A

ASSISTS
S:..... N/A
C: ..... N/A

BLOCKS
S:.....1 vs. KCU 11/5/19
C: .....1 vs. KCU 11/5/19

STEALS
S:.....1 vs. KCU 11/5/19
C .....1 vs. KCU 11/5/19

MINUTES
S:.....3 vs. KCU 11/5/19
C: .....3 vs. KCU 11/5/19

Career Superlatives

	Sea.	Car.
10+ Pts:	0	0
20+ Pts:	0	0
5+ Rebs:	0	0
10+ Rebs:	0	0
5+ Asts:	0	0
2+ Blks:	0	0
2+ Stls:	0	0
Double-Double:	0	0

CAREER STATISTICS

Season	gp-gs	min/avg	Total fg-fga	pct	3-Point fg-fga	pct	F-Throws ft-fta	pct	Rebounds off	def	tot	avg	pf	fo	ast	to	blk	stl	Scoring pts	avg
2019-20	2-0	4/2.0	0-0	.000	0-0	.000	0-0	.000	0	0	0	0.0	0	0	0	2	1	1	0	0.0
TOTAL	2-0	4/2.0	0-0	.000	0-0	.000	0-0	.000	0	0	0	0.0	0	0	0	2	1	1	0	0.0

32 Paige Shy

5-10 | G | Huntington, W.Va.
St. Joseph Central Catholic HS

Opponent	Date	gs	min	Total fg-fga	pct	3-Pointers 3fg-fga	pct	Free throws ft-fta	pct	Rebounds off	def	tot	avg	pf	a	t/o	blk	stl	pts	avg
KENTUCKY CHRISTIAN	11/5/19		dnp	-	-	-	-	-	-	-	-	-	-	-	-	-	-	-	-	-
NORFOLK STATE	11/9/19		4	0-1	.000	0-1	.000	0-0	.000	0	0	0	0.0	0	0	0	0	0	0	0.0
at Ohio	11/13/19		5	0-1	.000	0-1	.000	0-0	.000	0	1	1	0.5	0	0	1	1	0	0	0.0
COPPIN STATE	11/19/19		10	0-4	.000	0-4	.000	1-2	.500	1	3	4	1.7	1	0	1	0	0	1	0.3
MORGAN STATE	11/21/19		6	1-1	1.000	1-1	1.000	0-0	.000	0	2	2	1.8	1	0	1	0	0	3	1.0
at Evansville	11/24/19		7	0-1	.000	0-1	.000	0-0	.000	0	2	2	1.8	1	0	0	0	0	0	0.8
ALDERSON BROADDUS	11/27/19		20	2-6	.333	2-6	.333	3-3	1.000	1	7	8	2.8	3	0	0	1	0	9	2.2
BOWLING GREEN	12/7/19		15	1-4	.250	1-3	.333	0-0	.000	0	3	3	2.9	1	0	0	0	0	3	2.3
at Rutgers	12/15/19		16	2-9	.222	2-9	.222	0-0	.000	0	1	1	2.6	0	0	0	0	1	6	2.8
at Towson	12/21/19		8	0-2	.000	0-2	.000	0-0	.000	0	2	2	2.6	1	1	2	0	0	0	2.4
at Rice	01/02/20		13	0-1	.000	0-1	.000	0-0	.000	0	3	3	2.6	2	0	2	0	1	0	2.2
at North Texas	01/04/20		12	1-2	.500	1-2	.500	0-0	.000	0	2	2	2.5	1	1	0	0	0	3	2.3
MIDDLE TENNESSEE	1/9/20		16	1-6	.167	0-4	.000	0-0	.000	2	1	3	2.6	2	1	1	0	1	2	2.3
UAB	1/11/20		8	2-3	.667	0-1	.000	0-0	.000	1	0	1	2.5	1	0	0	0	0	4	2.4
at Charlotte	01/16/20		11	0-3	.000	0-2	.000	1-2	.500	0	1	1	2.4	0	0	1	0	0	1	2.3
at OLD DOMINION	01/18/20		24	0-2	.000	0-1	.000	0-0	.000	1	2	3	2.4	1	0	4	0	0	0	2.1
WKU	1/25/20		11	2-3	.667	2-3	.667	0-0	.000	0	1	1	2.3	0	0	0	0	1	6	2.4
FIU	1/30/20		15	1-4	.250	0-2	.000	0-0	.000	2	1	3	2.4	1	0	3	0	1	2	2.4
FLORIDA ATLANTIC	2/1/20		12	2-4	.500	2-4	.500	0-0	.000	1	3	4	2.4	1	1	0	0	0	6	2.6
at Southern Miss	2/6/20		9	2-4	.500	0-2	.000	2-3	.667	1	1	2	2.4	0	0	0	0	0	6	2.7
at Louisiana Tech	02/08/20		14	2-5	.400	2-4	.500	2-2	1.000	1	0	1	2.4	3	1	1	1	0	8	3.0
UTSA	2/13/20		10	0-5	.000	0-3	.000	0-0	.000	1	3	4	2.4	0	3	1	0	0	0	2.9
UTEP	2/15/20		12	1-3	.333	1-3	.333	2-2	1.000	1	2	3	2.5	0	1	0	0	0	5	3.0
at WKU	02/20/20		10	0-0	.000	0-0	.000	0-0	.000	0	0	0	2.3	1	2	1	0	0	0	2.8
OLD DOMINION	2/22/20		13	0-3	.000	0-3	.000	0-0	.000	0	1	1	2.3	0	0	0	0	0	0	2.7
NORTH TEXAS	2/29/20		17	4-9	.444	2-5	.400	0-0	.000	1	4	5	2.4	1	0	1	0	0	10	3.0
at FIU	03/05/20		10	1-3	.333	1-3	.333	0-0	.000	0	1	1	2.3	1	0	1	0	0	3	3.0
Totals		0	308	25-89	.281	17-71	.239	11-14	.786	14	47	61	2.3	23	11	21	3	5	78	3.0

Games played: 26
Minutes/game: 11.8
Points/game: 3.0
FG Pct: 28.1
3FG Pct: 23.9
FT Pct: 78.6

Rebounds/game: 2.3
Assists/game: 0.4
Turnovers/game: 0.8
Assist/turnover ratio: 0.5
Steals/game: 0.2
Blocks/game: 0.1

CAREER HIGHS

POINTS
S:..... 10 vs. North Texas, 2/29/20
C: ..... 10 vs. North Texas, 2/29/20

FIELD GOALS
S:..... 4 vs. North Texas, 2/29/20
C: ..... 4 vs. North Texas, 2/29/20

FGA
S:.....9 (2x), last vs. NT, 2/29/20
C: .....9 (2x), last vs. NT, 2/29/20

3-POINTERS
S:.....2 (6x) last at NT, 2/29/20
C: .....2 (6x) last at NT, 2/29/20

3PTA
S:..... 9 at Rutgers 12/15/19
C: ..... 9 at Rutgers 12/15/19

FREE THROWS
S:.....3 vs. AB 11/27/19
C: .....3 vs. AB 11/27/19

FTA
S:..... 3 (2x), last at USM, 2/6/20
C: ..... 3 (2x), last at USM, 2/6/20

REBOUNDS
S:.....8 vs. AB 11/27/19
C: .....8 vs. AB 11/27/19

ASSISTS
S:.....3 vs. UTSA, 2/13/20
C: .....3 vs. UTSA, 2/13/20

BLOCKS
S:.....1 (3x) last at LT, 2/8/20
C: .....1 (3x) last at LT, 2/8/20

STEALS
S:..... 1 (5x) last vs. FIU 1/30/20
C: ..... 1 (5x) last vs. FIU 1/30/20

MINUTES
S:.....24 at ODU 1/18/20
S:.....24 at ODU 1/18/20

Career Superlatives

	Sea.	Car.
10+ Pts:	1	1
20+ Pts:	0	0
5+ Rebs:	2	2
10+ Rebs:	0	0
5+ Asts:	0	0
2+ Blks:	0	0
2+ Stls:	0	0
Double-D:	0	0

CAREER STATISTICS

Season	gp-gs	min/avg	Total fg-fga	pct	3-Point fg-fga	pct	F-Throws ft-fta	pct	Rebounds off	def	tot	avg	pf	fo	ast	to	blk	stl	Scoring pts	avg
2019-20	26-0	308/11.8	25-89	.281	17-71	.239	11-14	.786	14	47	61	2.3	23	0	11	21	3	5	78	3.0
TOTAL	26-0	308/11.8	25-89	.281	17-71	.239	11-14	.786	14	47	61	2.3	23	0	11	21	3	5	78	3.0

34 Lorelei Roper

6-1 | F/C | Charlotte, N.C.
Carmel Christian HS

Opponent	Date	gs	min	Total fg-fga	pct	3-Pointers 3fg-fga	pct	Free throws ft-fta	pct	Rebounds off	def	tot	avg	pf	a	t/o	blk	stl	pts	avg
KENTUCKY CHRISTIAN	11/5/19		dnp	-	-	-	-	-	-	-	-	-	-	-	-	-	-	-	-	-
NORFOLK STATE	11/9/19		dnp	-	-	-	-	-	-	-	-	-	-	-	-	-	-	-	-	-
COPPIN STATE	11/19/19		dnp	-	-	-	-	-	-	-	-	-	-	-	-	-	-	-	-	-
MORGAN STATE	11/21/19		dnp	-	-	-	-	-	-	-	-	-	-	-	-	-	-	-	-	-
ALDERSON BROADDUS	11/27/19		13	5-6	.833	0-0	.000	0-1	.000	1	4	5	5.0	2	1	6	2	1	10	10.0
at Indiana St.	12/03/19		6	0-1	.000	0-0	.000	0-2	.000	1	3	4	4.5	1	0	0	0	0	0	5.0
BOWLING GREEN	12/7/19		5	0-1	.000	0-0	.000	0-0	.000	1	0	1	3.3	0	0	0	0	0	0	3.3
at Rutgers	12/15/19		11	0-1	.000	0-0	.000	0-0	.000	0	2	2	3.0	2	0	0	1	0	0	2.5
at Towson	12/21/19		1	0-0	.000	0-0	.000	0-0	.000	0	1	1	2.6	0	0	0	0	0	0	2.0
at Rice	01/02/20		15	0-4	.000	0-1	.000	0-0	.000	3	1	4	2.8	0	0	2	0	0	0	1.7
at North Texas	01/04/20		3	0-1	.000	0-0	.000	0-0	.000	1	0	1	2.6	1	0	0	0	0	0	1.4
MIDDLE TENNESSEE	1/9/20		5	1-1	1.000	0-0	.000	0-2	.000	0	1	1	2.4	1	0	1	0	0	2	1.5
UAB	1/11/20		8	1-3	.333	0-0	.000	0-0	.000	1	0	1	2.2	0	1	0	0	0	2	1.6
at OLD DOMINION	01/18/20		dnp	-	-	-	-	-	-	-	-	-	-	-	-	-	-	-	-	-
WKU	1/25/20		11	1-2	.500	0-0	.000	0-0	.000	0	1	1	2.1	1	0	0	1	0	2	1.6
FIU	1/30/20		9	0-2	.000	0-0	.000	0-0	.000	1	1	2	2.1	0	1	0	0	0	0	1.5
FLORIDA ATLANTIC	2/1/20	*	28	3-4	.750	0-0	.000	0-2	.000	2	2	4	2.3	4	0	2	2	0	6	1.8
at Southern Miss	2/6/20		13	1-1	1.000	0-0	.000	0-0	.000	0	2	2	2.2	3	1	0	0	2	2	1.8
at Louisiana Tech	02/08/20		10	1-4	.250	0-0	.000	1-2	.500	1	1	2	2.2	0	0	0	0	0	3	1.9
UTSA	2/13/20	*	19	4-8	.500	0-0	.000	0-0	.000	4	6	10	2.7	2	1	0	0	0	8	2.3
UTEP	2/15/20		18	0-0	.000	0-0	.000	0-0	.000	0	3	3	2.8	2	0	1	1	0	0	2.2
at WKU	02/20/20		11	1-2	.500	0-0	.000	0-0	.000	0	1	1	2.6	2	0	1	0	1	2	2.2
OLD DOMINION	2/22/20		15	0-4	.000	0-0	.000	0-2	.000	1	2	3	2.7	2	1	0	1	0	0	2.1
NORTH TEXAS	2/29/20		14	2-5	.400	0-0	.000	2-2	1.000	1	1	2	2.6	0	1	0	0	1	6	2.3
at FIU	03/05/20	*	28	3-5	.600	0-0	.000	0-0	.000	2	7	9	3.0	3	2	0	1	0	6	2.5
Totals		3	243	23-55	.418	0-1	.000	3-13	.231	20	39	59	3.0	26	9	13	9	5	49	2.5

Games played: 20
Minutes/game: 12.2
Points/game: 2.5
FG Pct: 41.8
3FG Pct: 0.0
FT Pct: 23.1

Rebounds/game: 3.0
Assists/game: 0.5
Turnovers/game: 0.7
Assist/turnover ratio: 0.7
Steals/game: 0.3
Blocks/game: 0.5

CAREER HIGHS

POINTS
S:.....10 vs. AB 11/27/19
C: .....10 vs. AB 11/27/19

FIELD GOALS
S:.....5 vs. AB 11/27/19
C: .....5 vs. AB 11/27/19

FGA
S:.....8 vs. UTSA, 2/13/20
C: .....9 vs. Cleveland St. 12/8/18

3-POINTERS
S:..... N/A
C: ..... N/A

3PTA
S:.....1 at Rice 1/2/20
C: .....1 at Rice 1/2/20

FREE THROWS
S:..... 2 vs. North Texas, 2/29/20
C: .....3 at App. State 11/25/18

FTA
S:.....2 (5x) last at NT, 2/29/20
C: .....5 (2x) last at FAU 1/17/19

REBOUNDS
S:.....10 vs. UTSA, 2/13/20
C: .....10 vs. UTSA, 2/13/20

ASSISTS
S:..... 1 (5x), last vs. UTSA, 2/13/20
C: .....2 (2x) last at FIU 1/19/19

BLOCKS
S:.....2 (2x) last vs. FAU, 2/1/20
C: .....4 vs. Cleveland St. 12/8/18

STEALS
S:.....2 at USM, 2/6/20
C .....2 at USM, 2/6/20

MINUTES
S:.....28 (2x), last at FIU, 3/5/20
C: .....28 (2x), last at FIU, 3/5/20

Career Superlatives

	Sea.	Car.
10+ Pts:	1	1
20+ Pts:	0	0
5+ Rebs:	3	10
10+ Rebs:	1	1
5+ Asts:	0	0
2+ Blks:	1	3
2+ Stls:	1	1
Double-Double:	0	0

CAREER STATISTICS

Season	gp-gs	min/avg	Total fg-fga	pct	3-Point fg-fga	pct	F-Throws ft-fta	pct	Rebounds off	def	tot	avg	pf	fo	ast	to	blk	stl	Scoring pts	avg
2018-19	28-1	385/13.8	36-89	.404	0-0	.000	19-41	.463	31	59	90	3.2	63	1	13	25	17	4	91	3.3
2019-20	20-3	243/12.2	23-55	.418	0-1	.000	3-13	.231	20	39	59	3.0	26	0	9	13	9	5	49	2.5
TOTAL	48-4	628/13.1	59-144	.410	0-1	.000	22-54	.407	51	98	149	3.1	89	1	22	38	26	9	140	2.9

TV/RADIO ROSTER

0 KIA SIVILS
G - 5-7 - SO
LOUISVILLE, KY.

1 CHRISTIANA MCLEAN
G - 5-6 - FR
WAKE FOREST, N.C.

2 KRISTEN MAYO
G - 5-5 - JR
GRAYSON, KY.

4 SAVANNAH WHEELER
G - 5-6 - FR
CATLETTSBURG, KY.

5 PRINCESS CLEMONS
G/F - 5-11 - SR
CHESTER, PA.

10 ASHLEY SAINTIGENE
F - 6-2 - SR
LAUDERDALE LAKES, FLA.

20 TAYLOR PEARSON
F - 5-7 - JR
COLUMBUS, OHIO

21 BRIANNA TONEY
F - 5-11 - JR
BEXLEY, OHIO



22 KHADAIJIA BROOKS
G/F - 5-10 - RS-SR
BRISTOL, CONN.

23 ALEXIS JOHNSON
F - 5-10 - FR
SOUTHFIELD, MICH.

24 SKY THOMAS
F - 6-3 - FR
WYOMING, OHIO

25 MAHOGANY MATTHEWS
F - 6-1 - SO
YORK, PA.

32 PAIGE SHY
G - 5-10 - FR
HUNTINGTON, W.VA.

34 LORELEI ROPER
F/C - 6-1 - SO
CHARLOTTE, N.C

TONY KEMPER
HEAD COACH
3RD SEASON

ADRIA CRAWFORD
ASSISTANT COACH
SECOND SEASON

LAZAR MILINKOVIC
ASSISTANT COACH
FOURTH SEASON

ELIZABETH BROWN
DIRECTOR OF OPS.
SECOND SEASON

LOGAN FRALEY
GRADUATE MANAGER
FIRST SEASON