



# M A R S H A L L THUNDERING HERD™

Marshall Sports Information • P.O. Box 1360 • Huntington, W.Va. 25701

Softball Contact: Scott Hall • hall133@marshall.edu

Office: 304-696-4662 • Cell: 540-539-2032



@HERDzone

## 2020 SCHEDULE: 18-6

### Date Opponent Time USC-Upstate Classic - Spartanburg, S.C.

2/7	Saint Francis University	L, 5-4
2/7	Bucknell	W, 9-4
2/8	Towson	Canceled (Snow)
2/9	at USC-Upstate	W, 5-3

### Chattanooga Challenge - Chattanooga, Tenn.

2/14	Lipscomb	L, 14-6 (6)
2/14	at Chattanooga	L, 10-8
2/15	Ohio	W, 6-5
2/15	Tennessee Tech	W, 6-1
2/16	Indiana State	W, 9-1 (5)

### Bobby Bailey Memorial Tourn - Kennesaw, Ga.

2/21	East Tennessee State	W, 5-4 (8)
2/22	East Tennessee State	W, 9-1 (6)
2/22	at Kennesaw State	L, 10-6
2/23	Rhode Island	W, 8-0 (5)
2/21	at Kennesaw State	L, 5-1

### Pirate Classic - Hampton/Norfolk, Va.

2/28	Delaware State	W, 8-0 (6)
2/28	at Hampton	W, 12-3 (5)
2/29	Howard	W, 9-8
2/29	at Norfolk State	W, 10-6
3/1	at Norfolk State	W, 14-4 (6)
3/3	<b>Akron (DH)</b>	<b>W, 8-3, W 8-0 (5)</b>

### Thundering Herd Round Robin

3/7	<b>Bucknell</b>	<b>W, 4-3</b>
3/7	<b>Rutgers</b>	<b>W, 9-8</b>
3/8	<b>Bucknell</b>	<b>L, 6-1</b>
3/6	<b>Rutgers</b>	<b>W, 9-1 (5)</b>
3/11	at Kentucky	6:00 PM
3/13	<b>FIU *</b>	<b>1:00 PM</b>
3/14	<b>FIU *</b>	<b>1:00 PM</b>
3/15	<b>FIU *</b>	<b>12:00 PM</b>
3/18	<b>Morehead State (DH)</b>	<b>1:00 &amp; 3:00 PM</b>
3/20	at WKU *	7:00 PM
3/21	at WKU *	3:00 PM
3/22	at WKU *	2:00 PM
3/24	at East Tennessee State	1:00 PM
3/27	<b>Charlotte *</b>	<b>1:00 PM</b>
3/28	<b>Charlotte *</b>	<b>1:00 PM</b>
3/29	<b>Charlotte *</b>	<b>12:00 PM</b>
4/3	at UTSA *	7:00 PM
4/4	at UTSA *	2:00 PM
4/5	at UTSA *	2:00 PM
4/7	at Northern Kentucky	4:00 PM
4/10	<b>Southern Miss *</b>	<b>1:00 PM</b>
4/11	<b>Southern Miss *</b>	<b>1:00 PM</b>
4/12	<b>Southern Miss *</b>	<b>12:00 PM</b>
4/15	at Ohio	3:00 PM
4/17	at Florida Atlantic *	6:00 PM
4/18	at Florida Atlantic *	5:00 PM
4/19	at Florida Atlantic *	12:00 PM
4/24	<b>Middle Tennessee *</b>	<b>1:00 PM</b>
4/25	<b>Middle Tennessee *</b>	<b>1:00 PM</b>
4/26	<b>Middle Tennessee *</b>	<b>12:00 PM</b>
5/1	at Louisiana Tech *	7:00 PM
5/2	at Louisiana Tech *	2:00 PM
5/3	at Louisiana Tech *	1:00 PM

### Conference USA Tournament May 6-9 in Bowling Green, Ky.

#### Key

\* C-USA Game

Home Games at Dot Hicks Field in **Bold & Green**

All Times are Eastern

## The Journey of Team 27

### Non-conference Midweek - at No. 11 Kentucky

Kentucky: 15 all-time meetings, UK leads 13-2, last meeting March 20, 2019 - UK won 9-4



The 11th-ranked Wildcats come in to the midweek contest with a 19-4 record and an explosive offense. While Marshall is ninth in the NCAA in scoring average at 7.25 runs per game, Kentucky leads the nation with 8.74 runs per contest. Before beginning SEC play this past weekend against Texas A&M, the Wildcats swept through The Spring Games tournament in North Orlando outscoring the opposition 66-3 and pitched three shutouts. The final game against Dartmouth, a 4-0 win, was the closest game. The other four wins were all double-digit, run scoring games including a 17-1 win over FIU and a 22-0 victory over Detroit Mercy. UK then defeated Texas A&M 11-9 on Saturday before falling 6-3 in game two on Sunday. The third game of the series was played Monday night and featured two grand slams in the first two innings as the Wildcats held on to win 9-8. Along with being ranked first in scoring, Kentucky is in the top 10 in five other offensive categories; third in on base percentage (.448), fourth in batting average (.360), fifth in slugging percentage (.606), seventh in triples per game (0.50) and eighth in home runs per game (1.36). Senior Bailey Vick leads the nation in batting average at .571, has 36 hits, already scored 33 runs and has eight stolen bases. Fellow senior Alex Martens is batting .500, also has 36 hits, nine doubles, nine home runs and 45 RBI. Junior Mallory Payton and senior Autumn Humes hit the grand slams Monday night in the win over Texas A&M. For Payton, it was her team-leading 11th home run of the year. Sophomore speedster Kayla Kowalik leads the NCAA with eight triples and also leads the team with nine steals. In the circle, head coach Rachel Lawson has used eight different pitchers this season. Sophomore Meghan Schorman has the most innings with 43, a 1.67 ERA, 7-1 record and 45 strikeouts. Autumn Humes is next with 37.1 innings, has a 4.10 ERA and a 5-0 record. Junior Grace Baalman is third with 28.2 innings, a 3.45 ERA and a 3-2 record. Coach Lawson is in her 13th season leading the Wildcats and has a 451-279 record at Kentucky and 543 wins overall. UK has been to the NCAA Tournament the last 11 years.

### Marshall Probable Starters (based on previous game)

Player	Avg.	AB	R	H	2B	3B	HR	RBI	BB (HBP)
1. 1B Aly Harrell	.469	64	20	30	8	0	5	23	22 (6)
2. SS Sierra Huerta	.347	75	24	26	8	1	8	22	5 (5)
3. 3B Saige Pye	.440	75	18	33	6	1	6	21	11 (2)
4. RF Mya Stevenson	.405	74	23	30	3	1	12	36	12 (3)
5. C Katie Adams	.386	57	7	22	5	0	2	15	6
6. LF Rachel Rousseau	.325	83	20	27	5	0	2	8	9-9 SB
7. DP Haleigh Christopher	.259	54	8	14	2	0	6	17	8
8. CF Grace Chelemen	.278	54	15	15	0	2	0	4	8 (6 SB)
9. 2B Armani Brown	.333	69	11	23	0	0	0	7	4 (3 SB)

### Pitching Staff (by innings pitched)

Player	W-L	ERA	App	GS	CG	IP	R	ER	K
Laney Jones	8-2	3.62	18	12	4	67.2	41	35	61
Ashley Blessin	7-0	2.58	15	9	3	43.1	21	16	33
Kailee Williamson	2-3	6.36	9	3	1	22.0	25	20	13
Megan Stauffer	1-1	5.83	8	0	0	12.0	14	12	6
Delaney Heaberlin	0-0	3.15	2	0	0	6.2	6	3	3



Dot Hicks Field with its brand new all-turf infield.



# General/Media Information

## #MUSB

### General Information

Location (Founded) .... Huntington, W.Va. (1837)  
Enrollment ..... 13,631  
Affiliation ..... NCAA Division I  
Conference ..... USA  
Nickname ..... Thundering Herd  
Colors ..... Kelly Green and White  
Mascot ..... Marco, The Buffalo  
President ..... Dr. Jerry A. Gilbert  
Athletics Director ..... Mike Hamrick  
Assoc. AD/SWA ..... Beatrice Crane Banford  
Home Field (Capacity) . Dot Hicks Field (1,000)

### Softball History

First Year ..... 1994  
All-Time Record ..... 804-653-3  
All-Time C-USA Record ..... 174-149-3  
C-USA Tourn. Appearances ..... 13  
C-USA Tourn. Record ..... 16-15

### Softball Staff

Head Coach ..... Megan Smith  
Alma Mater ..... North Carolina ['99]  
Year at Marshall ..... 2nd  
Career Record ..... 453-293  
MU Record ..... 60-28  
Assistant Coach ..... Corey Lyon  
Previous School ..... UL-Monroe  
Year at Marshall ..... 2nd  
Assistant Coach ..... Maddie Holub  
Alma Mater ..... [Fort Hays State '13]  
Year at Marshall ..... 2nd  
Director of Operations ..... Madi Marshall  
Year at Marshall ..... 2nd Staff/Played 4 yrs  
Athletic Trainer ..... Becky Kaliher  
Year at Marshall ..... 1st

### Softball Media

Softball Contact ..... Scott Hall  
Office Phone ..... 304-696-4662  
Cell Phone ..... 540-539-2032  
Email ..... hall133@marshall.edu  
Asst. AD, Media Relations ..... Jason Corriher  
Fax Number ..... 304-696-2325  
Mailing Address ..... 1801 Third Avenue  
..... Cam Henderson Center, Room 2035  
..... Huntington, W.Va. 25703  
Softball Office Phone ..... 304-696-4370  
Softball Facebook ..... facebook.com/herdsoftball  
Softball Twitter ..... @HerdSB  
Website ..... HerdZone.com  
Twitter ..... @HerdSB

### Radio

Tune in to 88.1 WMUL-FM for coverage all season long of Marshall Softball. Fans can tune in online at [www.marshall.edu/wmul](http://www.marshall.edu/wmul) by clicking one of the Live Streams on the front page. Select games in early season tournaments to be simulcast using Facebook Live.

### 2019 Team Facts

Letterwinners Returning/Lost ..... 13/7  
Starting Position Players Returning/Lost ..... 6/2  
Pitchers Returning/Lost ..... 1/1  
Newcomers ..... 8

### Key Returners

**Sr. IF Blakely Burch** .....  
.257/60 GS/44 H/43 R/9 2B/7 3B/8 HR/35 RBI  
**Sr. IF Sierra Huerta** .....  
.284/64 GS/44 H/11 2B/9 HR/33RBI/30 HBP  
**Sr. P Kailee Williamson** .....  
12-4/3.16 ERA/35 APP/21 GS/139.2 IP/90 K  
**Jr. IF Aly Harrell** .....  
.338/64 GS/49 H/10 2B/14 HR/40 RBI/68 BB  
**Jr. IF Armani Brown** .....  
.272/62 GS/52 H/30 R/4 2B/1 3B/.954 F%/6 SB  
**Jr. OF Rachel Rousseau** .....  
.252/34 GS/27 H/20 R/9 2B/7 HR/30 RBI  
**So. OF Mya Stevenson** .....  
.329/59 GS/56 H/42 R/10 2B/20 HR/58 RBI

### Key Players Lost

**2019 Sr. P Abigail Tolbert** .....  
28-17/2.64 ERA/49 APP/42 GS/255 IP/187 K  
**2019 Sr. C Hayden Ellis** .....  
.242/59 GS/32 H/22 R/10 2B/7 HR/28 RBI  
**2019 Sr. OF Hannah Giammarino** .....  
.256/61 GS/44 H/35 R/7 2B/8 HR/33 RBI/19 SB  
**2019 Sr. DP Briana Daiss** .....  
.265/54 GP/36 H/14 R/8 2B/6 HR/26 RBI  
**2019 Sr. OF Abigail Estrada** .....  
.263/54 GP/15 H/14 R/2 SB

### Newcomers

C Haleigh Christopher - transfer from  
..... University of Charleston  
P Megan Stauffer - transfer from Monmouth  
IF Saige Pye - transfer from Georgia Tech  
P Laney Jones - transfer from Ashlan University  
OF Grace Chelemen - transfer from Michigan  
P Delaney Heaberlin - Fr. - Eustis, Fla.  
IF - Caiti Mathes - Fr. - Nitro, W.Va.  
P Ashley Blessin - Fr. - Plant City, Fla.

### Media Guidelines

**All** media requests for Marshall University softball must be coordinated with Scott Hall, Associate Director for Sports Information. To schedule an interview, please contact Scott through one of the means provided. Please keep in mind that class schedules, practices and travel days are subject to change, so it is important to make contact for an interview as soon as possible to ensure schedules do not conflict.

### Game Day

Access to players and coaches is limited on game day. Following the conclusion of games on a given day, media members will have access to players and coaches at a designated section of Dot Hicks Field. Press box space is limited. If you wish to cover a game from the box, please contact Scott Hall before the day of a game, in order to ensure seating.

Fans can tune in to 88.1 WMUL-FM and online at [www.marshall.edu/wmul](http://www.marshall.edu/wmul) for coverage of all the Marshall Softball games, and [www.cusatv.com](http://www.cusatv.com) for the live stream of the home games & Conference USA road games. Select early season tournaments with neutral games will be simulcast on Facebook Live through the team page.

Softball Social Media  
Twitter: @HerdSB @HerdZone  
Facebook: Marshall University Softball  
& Marshall University Athletics  
Instagram: HerdSB & HerdZone





# 2020 THUNDERING HERD™ Roster

No.	Name	Yr.	B/T	Pos.	Hometown/Last School
1	Grace Chelemen	So.	L/R	OF	Woodhaven, Mich./University of Michigan
2	Brooke Burns	RS-Jr.	R/R	INF	Chapin, S.C./University of North Carolina
3	Armani Brown	Jr.	L/R	INF	Elk Grove, Calif./Cosumnes Oaks HS
4	Sierra Huerta	Sr.	R/R	INF	Fillmore, Calif./Moorpark College
5	Megan Stauffer	Jr.	R/R	P	Lansdale, Pa./Monmouth University
11	Carson Lyon	So.	R/R	OF	Monroe, La./Sterlington HS
15	Delaney Heaberlin	Fr.	R/R	P	Eustis, Fla./Eustis HS
16	Saige Pye	Jr.	R/R	INF	Stockton, Calif./Georgia Tech
17	Chloe Lee	So.	L/R	OF	Tampa, Fla./Wharton HS
21	Rachel Pennington	So.	R/R	OF	West Hamlin, W.Va./Lincoln County HS
22	Caitlin Myers	So.	R/R	C	Charles Town, W.Va./Washington HS
23	Mya Stevenson	So.	R/L	OF	Mesquite, Texas/Mesquite Poteet HS
27	Rachel Rousseau	Jr.	R/R	OF	Morgantown, W.Va./University HS
28	Haleigh Christopher	Sr.	R/R	C	Huntington, W.Va./University of Charleston
33	Caiti Mathes	Fr.	R/R	INF	Nitro, W.Va./Hurricane HS
34	Ashley Blessin	Fr.	R/R	P	Plant City, Fla./Plant City HS
40	Laney Jones	Jr.	R/R	P	Doylestown, Ohio/Ashland University
43	Aly Harrell	Jr.	L/L	INF	Gahanna, Ohio/Gahanna Lincoln HS
44	Katie Adams	Jr.	L/R	C	Hurricane, W.Va./Hurricane HS
55	Blakely Burch	Sr.	R/R	INF	Live Oak, Fla./USC Upstate
77	Kailee Williamson	Sr.	R/R	RHP	Norco, Calif./Norco HS

## Staff

Head Coach: Megan Smith (2nd season)  
 Assistant Coach: Corey Lyon (2nd season)  
 Assistant Coach: Maddie Holub (2nd season)  
 Director of Operations: Madi Marshall (2nd season)  
 Athletic Trainer: Becky Kaliher (1st season)

## Pronunciation Guide

Grace CHELEMEN	Chell-UH-men
Sierra HUERTA	WHERE-tuh
Megan STAUFFER	STAW-fer
Delaney HEABERLIN	HAY-ber-linn
Saige PYE	Pie
Rachel ROUSSEAU	ROO-sew
CAITI MATHES	Katie MATH-iss
ALY HARRELL	Al-ee HAIR-ull
Maddie HOLUB	Hall-ubb







# Marshall Softball Talking Points



**#1 Grace Chelemen, So., OF, Woodhaven, Mich.**

- 1st Herd appearance vs. Saint Francis (2/7) & 1st start at Chattanooga (2/14).
- Played in all 24 games with 19 starts in OF.
- 3-straight games with 2 hits (2/29-3/4).
- Reached base safely 6-straight games (2/28-3/4).
- Career-high 3 RBI vs. Akron game 1 (3/4).
- 1st career 3B vs. ETSU (2/21).
- Transfer from University of Michigan, joined Marshall just before spring 2020 semester.
- Played 36 games, 1 start at Michigan in 2019.
- Made collegiate debut vs. No. 5 Florida (2/9).
- 1st career hit in 1st at-bat at USF (2/9).
- Played against JMU in NCAA Regionals



**#2 Brooke Burns, RS-Jr., IF, Chapin, S.C.**

- Will miss 2020 season - shoulder injury.
- Appeared in only 9 games in 2019 due to injury.
- NFCA All-America Scholar Athlete: GPA 3.50 or better.
- Recorded 1st hit for Marshall at Charlotte (March 17).
- Scored 1st run for Marshall vs. UC-Riverside (Feb. 8).
- Played freshman & sophomore years at UNC.
- Starred for Chapin High School.
- Finalist for 2015 South Carolina Player of the Year.



**#3 Armani Brown, Jr., IF, Elk Grove, Calif.**

- Started all 24 games 6 at SS & 18 at 2B.
- Season-best 4-game hitting streak 2/29-3/4).
- Reached base safely in 19-straight games (2/7-3/4).
- 8 multi-hit games & 3-for-3 vs. Indiana State.
- 2-of-3 with a SB, run & RBI vs. Bucknell (2/7).
- Season-high 2 RBI at Norfolk State (3/1) & vs. Rutgers (3/7).
- Played & started in 62 games in 2019, tied for second-most in MUSB history, all at second base.
- 2nd with 52 hits, also scored 30 runs (2019).
- .954 fielding percentage in 197 chances (2019).
- Helped convert 6 double plays.
- Hit 1st career 3B at Middle Tennessee (April 27, 2019).



**#4 Sierra Huerta, Sr., IF, Fillmore, Calif.**

- Started all 24 games 6 at 2B & 18 at SS. Makes highlight plays all over left side. Career .954 field % 328 chances.
- Opened 2020 with .556 avg., 5 hits, 3 runs, 4 RBI, 1 2B, 3 HRs & slugged 1.667 at USC-Upstate Tourn.
- Career-high 2 HRs vs. Bucknell & Delaware State.
- 2nd on team with 8 HRs & 3rd 22 RBI.
- 6 multi-RBI games season-high of 3 in 4 games.
- Hit 4 HRs & slugged 1.400 in 5 games at Pirate Classic.
- 2019 Led nation in HBPs with team record 30, also tied for 12th most in NCAA history.
- Led Herd 13th assists, 5th most in MUSB history.
- Finished 2019 with just 2 errors in final 28 games (4/6-5/18), 103 chances a .981 fielding %.
- Started all 64 games (2019), tied for 1st MUSB history.



**#5 Megan Stauffer, Jr., P, Lansdale, Pa.**

- 8 appearances, 12.0 total innings.
- 1st Herd appearance with 1.1 innings of relief vs. Bucknell. Allowed 3 hits, 1 run & struck out 2.
- Season-high 3.2 innings pitched at Norfolk State (3/1) and earned her 1st Marshall win. Allowed just 1 hit and no walks in relief.
- Did not allow a base-runner in 2.1 relief innings vs. Bucknell (3/8) & struck out 2.
- Transferred to Herd in summer 2019 from Monmouth.
- 2018 Metro Atlantic Athletic Conf. All-Academic Team.
- 7-4 record in last season with Hawks.
- Attended Methacton High School in Pennsylvania.
- Chose to transfer to Marshall because, "of the incredible support from the community for all sports, the great coaching staff and the home town feeling."



**#11 Carson Lyon, RS-Fr., OF, Monroe, La.**

- Has yet to appear this season dealing with ankle injury.
- Sat out and redshirted 2019 season due to injury.
- C-USA Commissioner's Honor Roll: GPA 3.00 or better.
- Daughter of assistant coach Corey Lyon.
- Played at Sterlington High School.
- 4-time all-district honors as 2nd team IF (2015), 2nd team OF (2016), 1st team IF (2017), 1st team OF (2018).
- 2017 named All-NELA and team finished 2A Runner-up.



**#15 Delaney Heaberlin, Fr., P, Eustis, Fla.**

- 1st career appearance 2.1 innings vs. Lipscomb. Struck out 2, completed double play with tag at plate to end 5th inning.
- Season-high 4.1 IP at Kennesaw State (2/23).
- Attended Eustis High School.
- Finished senior season with a 0.45 ERA, 141 strikeouts, 15 wins and threw three no-hitters. Also bat .404 with 4 homers.
- Named 1st team All-Area by Daily Commercial & 1st team All-State by Miracle Sports.
- Was Eustis High School Rookie of the Year.



**#16 Saige Pye, Jr., IF, Stockton, Calif.**

- Started all 24 games 11 at DP, 10 at 3B, 3 OF.
- Hit 3-run HR vs. Bucknell, 1st HR for MU (2/7), 4 RBI.
- Batting .440 with 11 multi-hit games including 3 games of 3-for-3. 6 multi-RBI games.
- 23-game reached base streak.
- Hit game-ending HR in 6th vs. Delaware State (2/28).
- Hit 3 HRs, 10 RBI, slugged .944 & hit .444 in 5 games at Pirate Classic.
- Walked career-high twice vs. Bucknell (3/7).
- Transferred to MU in summer 2019 from Georgia Tech.
- Played in 32 games with six starts over 2 seasons.
- Smacked HR freshman year vs. Pitt (April 14).
- During freshman year at St. Mary's HS, ranked 1st in the state of California for RBI, 5th in the nation.



**#17 Chloe Lee, So., OF, Tampa, Fla.**

- Appeared in 15 games, 3 starts in OF.
- Started DP with diving catch in LF vs. Bucknell.
- Got on by an error and later scored on 2-run HR by Burch top 7th at USC Upstate.
- Scored go-ahead run in 5th vs. Tennessee Tech.
- Made 2 diving catches 5th inn. vs. Rhode Island.
- 1st of 2020 vs. Delaware State (2/28).
- 1-of-2 with a BB & run at Hampton (2/28).
- Appeared in 50 games with 23 starts in 2019.
- NFCA All-Am. Scholar Athl: GPA 3.50 or better.
- Finished 2019 13 hits, 14 runs & 10 stolen bases.
- Recorded 1st collegiate hit in 1st plate appearance vs. UC-Riverside (Feb. 8).
- 3-3, 2 SB, 1 run & 1 RBI vs. Portland State in 2019.



**#21 Rachel Pennington, So., OF, West Hamlin, W.Va.**

- Appeared in 19 games as pinch runner.
- Has scored 11 runs, 29 in her career.
- Scored a run in 5-straight games (2/14-21).
- Appeared in 45 games with 1 start in 2019.
- NFCA All-America Scholar Athlete: GPA 3.50 or better.
- C-USA Commissioner's Honor Roll: GPA 3.00 or better.
- Finished 2019 with 18 runs & 11 stolen bases.
- 1st career SB in opener vs. UC-Riverside (Feb. 8).
- Stole a base & scored against No. 13 Kentucky (March 20).
- Made 1st career start in LF vs. Rider (March 2).



**#22 Caitlin Myers, So., C, Charles Town, W.Va.**

- Appeared in 5 games as pinch runner. Scored 3 times.
- Made 1st appearance of 2020 vs. Delaware State (2/28) & scored a run. Has been dealing with minor injury. Has handled pitchers in the bullpen.
- Appeared in six games in 2019.
- Made collegiate debut against Presbyterian (Feb. 16).
- Drew leadoff, pinch hit BB in the 7th against Towson (Feb. 17).
- Recorded first career hit with an RBI double at George Mason (March 10) in the 6th as Herd came back to win.
- Came in as a pinch runner against No. 13 Kentucky (March 20).



CUSA Player of the Week  
March 2

**#23 Mya Stevenson, So., OF, Mesquite, Texas**

- Started all 24 games 23 in OF and 1 DP.
- Has a hit in 18-of-24 games.
- Season-high 9-game hitting streak (2/15-28).
- Leads 12 HRs. Hit HR in 3-straight games 2x in 2020.
- Tied career-highs with 2 HRs & 7 RBI vs. Rutgers (3/8).
- Tied for 3rd all-time at MU with 32 career HRs.
- Bat .571, 4 HRs, slugged 1.500, 11 RBI, .667 OB % & hit 2-go-ahead HRs at Pirate Classic, named CUSA PoW.
- Record-setter in 2019 with 20 HRs, most in NCAA by a freshman during season.
- NFCA Midwest All-Region, All-Conference USA 1st Team, C-USA All-Freshman, C-USA All-Tournament Team.
- 2-time C-USA Player of the Week.
- Hit 1st cycle in team history at Charlotte 2019 (3/16).
- Drove in 58 runs, 2nd most in team history.





# Marshall Softball Talking Points



**#27 Rachel Rousseau, Jr., OF, Morgantown, W.Va.**  
 - Started all 24 games in OF.  
 - 2-of-4 with 2 runs & a 2B vs. Bucknell (2/7).  
 - 3-of-4 with a 2B at USC Upstate (2/9).  
 - 9 multi-hit games.  
 - Leads team with 9 SB, 9-of-9.  
 - 2 hits, 2 runs, 2 SBs (career-high) vs. ETSU (2/22).  
 - 3-of-3, 2B & a run vs. Delaware State (2/28).  
 - 1st HR of season at Norfolk State (2/29).  
 - 3-run HR vs. Akron & 4 RBI in the game (3/4).  
 - Started in 34 games, missed 30 due to injury in 2019.  
 - Still had 27 hits, 20 runs, 30 RBI, 9 2Bs, 7 HRs.  
 - C-USA Player of the Week: April 8 after Grand Slam for 1st career HR in 1st game back. Hit Walk-Off HR next day to take series over WKU (April 7).  
 - Walkoff 2-RBI 2B vs. MTSU freshman year.



**#28 Haleigh Christopher, Sr., C, Huntington, W.Va.**  
 - Appeared in 21 games with 18 starts DP/C.  
 - Recorded 1st MU hit vs. Saint Francis (2/7).  
 - Hit PH Grand Slam for 1st MU HR vs. ETSU. Then hit 3-run HR next game vs. Kennesaw St.  
 - Walked twice & 1 RBI vs. Howard (2/29).  
 - Hit 2-run HR in 1st game at Dot Hicks Field vs. Akron (3/4) in hometown.  
 - Transferred to Marshall from Univ. of Charleston.  
 - Set UC career records for home runs (42), doubles (38) and RBI (154) in just three seasons.  
 - In 2017 awarded NFCA Division II All-American Honorable Mention and NFCA Top 8 Finalist for Schutt Sports National Freshman of the Year.  
 - During junior season, hit 16 of UC's 28 homers.  
 - Played HS for former MUSB catcher Allison Hatfield.



**#33 Caiti Mathes, Fr., IF, Nitro, W.Va.**  
 - Will miss 2020 season due to injury.  
 - 2019 West Virginia Gatorade Player of the Year, WV State Player of the Year, Kanawha Valley Player of the Year & 1st Team All-State Captain.  
 - Attended Hurricane High School.  
 - Won a state title all four years at Hurricane.  
 - As a senior bat .607, 22 HRs and 73 RBI.  
 - Played freshman & sophomore years with Katie Adams.  
 - Chose Marshall because, "it is a family environment and it felt like home and where I needed to be."



**#34 Ashley Blessin, Fr., P, Plant City, Fla.**  
 - 15 appearances with 9 starts.  
 - 7-0 with a 2.58 ERA.  
 - 1st career start vs. Ohio, 4 IP & 2 Ks.  
 - 1st MU appearance with 1.2 innings of relief to close out win over Bucknell. Allowed 1 hit, 0 runs, 2 Ks.  
 - 2 shutouts vs. Delaware State & Akron. Allowed just 1 hit vs. Delaware State and 2 vs. Akron. Also had career-high 4 Ks in both games.  
 - Hillsborough County Player of the Year as senior.  
 - Finished HS career with a 0.65 ERA, 1,059 strikeouts, 634 innings pitched, and an 81-16 record.  
 - Recorded 379 strikeouts & 20 wins as a senior.  
 - Plant City HS career records for wins, ERA & Ks.



**#40 Laney Jones, Jr., P, Doylestown, Ohio**  
 - 18 appearances with 12 starts. 8-2 record, 4 saves.  
 - 4 saves tied for MU single season record.  
 - Tossed 4 complete games, all wins.  
 - Earned 1st MU start vs. Bucknell and tallied 1st MU win, 4 IP, 5 hits, 3 runs, 6 Ks.  
 - MU career-high 8 Ks vs. ETSU & at Norfolk State.  
 - Tossed 5 IP, 1-hit shutout vs. Rhode Island (2/23).  
 - Leads team with 67.2 IP & 61 Ks.  
 - Transferred to MU after 2 yrs at Ashland University.  
 - Was main pitcher in 2019 with 31 games, 26 starts, 178.1 IP, 15-11 record, 2.16 ERA, 137 Ks.  
 - Tossed 21 complete games and 4 shutouts.  
 - Pitched career-high 10 Ks in CG win at Parkside.  
 - Played summer ball with Aly Harrell.



**#43 Aly Harrell, Jr., IF, Gahanna, Ohio**  
 - Started all 24 games at 1B.  
 - Had a .769 OB% opening weekend (4 BBs & 3 HBPs).  
 - Named CUSA Player of the Week after hitting .714, slugging 1.500, .778 OB%, 10 hits, 11 RBI, & 3 HRs in 5 games at Chattanooga Challenge.  
 - Reached base safely in 1st 23 games.  
 - Hit go-ahead 2-run 2B in bottom 6th vs. Ohio, then hit grand slam to go up 5 in bottom 6th vs. Tennessee Tech.  
 - Hit 29th career HR vs. Rhode Island (2/23) & 4 RBI for 3rd time this season.  
 - Set MUSB records .578 on base percentage, 64 games played & started, 459 putouts, & 10-straight games RBI.  
 - 4th all-time at MU with 30 HRs, 2nd in walks 113, 1st OB% .556, 3rd Slug % .726.



**#44 Katie Adams, Jr., C, Hurricane, W.Va.**  
 - Appeared in 20 games, 18 starts, 15 at C 3 at DP.  
 - 3-of-4 & 3 RBI vs. Saint Francis (2/7).  
 - Career-high 9-game hit streak current (2/29-3/8). Batting .500, slugging .885 & 10 RBI during streak.  
 - 2-of-3 with RBI vs. Indiana State.  
 - Drove in career-high 5 runs vs. Howard (2/29).  
 - Hit 1st career HR at Norfolk State (3/1).  
 - Hit 2-run HR at home vs. Bucknell (3/7).  
 - 2 2Bs & then intentional BB vs. Akron (3/4) game 1.  
 - Appeared in 44 games with 26 starts in 2019.  
 - NFCA All-America Scholar Athlete: GPA 3.50 or better.  
 - Finished 2019, 23 hits, 13 RBI, 4 2Bs & 12 BBs.  
 - Played junior & senior HS seasons with freshman Caiti Mathes winning state championships.



**#55 Blakely Burch, Sr., IF, Live Oak, Fla.**  
 - Started 14 games at 3B, now out with knee injury suffered on 4th pitch of game vs. Delaware St. (2/28).  
 - 1st HR of 2020 a 2-run shot top 7th at USC Upstate (2/9) over former team.  
 - Hit walkoff 1B, 8th inn. vs. ETSU (2/21).  
 - On career-best 7-game hitting streak.  
 - Season-high 3 RBI vs. ETSU (2/22).  
 - Set team record for most triples in a season with 7, led C-USA and tied for 6th in the country.  
 - Played in 62 games, 60 starts, led MU 43 runs.  
 - Finished 2019 - 44 hits, 35 RBI, 9 2Bs, 8 HRs, 16 HBPs.  
 - Scored a run in 8-straight games (March 17-30).  
 - Reached base safely in 15-straight (March 3-30).  
 - Hit Walk-Off 2-run 2B vs. LA Tech (April 20).



**#77 Kailee Williamson, Sr., P, Norco, Calif.**  
 - Appeared in 9 games with 3 starts.  
 - CG vs. Saint Francis (2/7) and 4 Ks.  
 - 1st win of 2020 with 2 IP of relief vs. Ohio (2/15).  
 - 3 Ks in 2.2 relief IP at Kennesaw State (2/22).  
 - 2 Ks, 1 Hit & 0 runs in 2.0 IP of relief at Hampton.  
 - 2020 Preseason All-Conference USA Team.  
 - 2019 Conference USA All-Academic Team.  
 - C-USA Academic Medalist: GPA 3.75 or better.  
 - All career-highs in 2019 with 35 appearances, 21 starts, 12 wins, 12 CG, 139.2 innings, 5 shutouts, 90 Ks & 3.16 ERA.  
 - Began 2019 with a 0.00 ERA in 17 innings with 10 Ks at San Diego Tournament.

## Marshall Softball Core Values:

We Are Tough

We Are Selfless

We Are Committed

We Are Unbreakable

We Are Family

## We Are...Marshall Softball



**Head Coach Megan Smith, 2nd Season, Overall Division I record: 374-252/Overall Collegiate Record: 453-293**

- Second season with Marshall after being hired in July of 2018 as the fourth head coach in Marshall softball history.
- Became the fastest coach in program history to reach 50 wins (76 games) with 8-0 victory over Rhode Island on Feb. 23, 2020.
- Won 1st game with the Herd in MU debut vs. UC-Riverside, 5-2 win (Feb. 8).Went 4-1 during the first tournament at the helm for Marshall.
- Earned 400th career coaching win Feb. 16, 2019 with 10-1 victory over Presbyterian. Herd also tied single-game, program record with 5 HRs in the win.
- Spent the past nine seasons as the head coach at Kansas University. Recorded six 30+ win seasons including a 40-15 mark in 2015. Finished with 273 wins.
- Took the Jayhawks to NCAA Regionals in 2014 & 2015. In 2015 the team spent 7-consecutive weeks ranked in the top 25.
- Kansas led the Big 12 and the nation with a conference record .345 batting average.Also set team records with a .979 fielding percentage in 2014 (2nd highest nationally), and 60 home runs in 2011.
- Team sported a 20-game winning streak in 2012.
- Boasted an 11.5 game won-loss record improvement in 2011 from the year before, the 16th-best turnaround in NCAA history. Kansas opened the season with a 26-3 record, the best start in program history.
- While at Kansas, the Jayhawks had one All-American, one Academic All-American, 20 All-Big 12 selections, 20 NFCA All-Region selections, 50 All-Big 12 Academic Team honorees, three Big 12 Scholar Athletes of the Year and three players taken in the NPF Draft.
- Actually coached against Marshall in her first season at Kansas, during the Florida Lipton Invitational hosted by the Florida Gators. Marshall won the first matchup 7-3 on Feb. 19 and then the Jayhawks won the second contest, also by a score of 7-3, on Feb. 21.
- Started the softball program at Western Carolina and finished with a 41-20 record in the first season (2006) and a 16-4 Southern Conference mark and was named SoCon Coach of the Year.The Catamounts won the regular season title along with 6 players named all-conference (5 1st team), 2 All-Region 2nd team and the 2006 Pitcher of the Year (Mendy McKenzie).Western Carolina broke the conference single season home run record with 81 and were ranked 3rd in the country in home runs per game, 14th in slugging percentage and 19th in scoring.
- Spent two seasons as the head coach at Young Harris and had a 79-41 record. Finished as the NJCAA Regional Runner-up both years.
- Prior to coaching at Kansas, spent three seasons as an assistant at LSU under Yvette Girouard.Tigers won the 2007 SEC Tournament, the Stanford Regional in the NCAA Tournament and finished the year with 55 wins. LSU ended the regular season 3rd in the ESPN/USA Today Poll.
- Also an assistant coach at Charlotte in 2003 and for her alma mater UNC in 2004.The Tar Heels made the NCAA Tournament (Waco regional) that season.
- Played third base at UNC for Donna J. Papa from 1996-99. Still listed fifth all-time in career assists with 380.Team finished first in the ACC in 1996 and 1998. Won 30+ games in a season three times, record of 125-106 during playing days.
- Also played against Marshall three times as a player at UNC. The Tar Heels won two of the three games. UNC won the first 3-2 on Feb. 25, 1996. Marshall won the second, 1-0, Feb. 21, 1997. UNC took the third one, 8-0 on March 14, 1997.



**Assistant Coach Corey Lyon, 2nd Season (Coaching 3rd Base)**

- Helped lead Herd to one of its largest win-improvements in team history with a offensive record-breaking season.
- Marshall tied or broke a total of 30 records.
- Spent the past four seasons as the head coach at UL-Monroe.
- Warhawks totaled 111 wins including two 30+ win seasons.
- During tenure had 10 players named to the All-Sun Belt Conference teams, two NFCA All-Region selections and six players chosen by the Louisiana Sports Writers Association for All-Louisiana recognition. Team earned the Sun Belt Conference Team GPA Award in 2015 & 2016.
- Broke several school offensive records including team batting average, RBI in a season, runs scored in a season, hit by pitches in a season, team slugging percentage, on base percentage and most runs scored in a game. Finished 2018 season in the top 30 in the nation in batting average, scoring and stolen bases.
- In 2015, UL-Monroe finished second in the country with 143 stolen bases. Just 10 steals behind Marshall for the top spot.
- Also coached at Southern Arkansas University (2011-14) and led program to its first winning season in 9 years. His 90 wins in 3 years was the most in program history over a 3-year span.The Lady Muleriders set 31 school records and won the 2014 Great American Conference Tournament to qualify for the 1st Division II NCAA Tournament in program history.
- Previous coaching experience includes four seasons at Paris Junior College (Texas) where he compiled a 125-53 record.



**Assistant Coach Maddie Holub, 2nd Season (Coaching 1st Base)**

- Helped direct of the biggest win-turnarounds in program history, a return to the C-USA Championship game and first trip to the NISC.
- Coached Marshall's pitching staff to break a 22-year old team record with 16 shutouts in 2019.
- Was named to the Fort Hays State Athletics Hall of Fame in October of 2019.
- Spent the previous four seasons before coming to Marshall as the pitching coach at Saint Leo University (Saint Leo, Fla.).
- Helped the Lions to back-to-back NCAA Division II postseason appearances and reached the World Series in 2018.
- Saint Leo never won fewer than 37 games during her tenure. Coached Stephanie Adkins who won back-to-back Sunshine State Conference Pitcher of the Year honors.Team also featured five pitchers in a three-year span named all-conference. Her pitching staff ERAs stayed below 2.04 during all four years. Highlighted by a 0.93 staff ERA in 2016 that garnered the National Statistical Championship.Team averaged 16 shutouts per season.
- Prior to Saint Leo, Maddie coached at Fort Hays State, her alma mater.The Tigers were ranked as high as No. 13 in the country during time on staff.
- Also coached overseas in Collecchio, Italy with the Collecchio Softball 17U and 10U squads.
- Still holds career records at Fort Hays State as a pitcher and hitter with hits (255), runs scored (183), RBI (160), home runs (46), wins (77) and strikeouts (974). Her name also appears in many other top-10 categories. She tossed 7 no-hitter and shared in an 8th. Contributed to 2 perfect games.
- 4-time all-conference honors as well as the Mid-America Intercollegiate Athletics Association Player and Pitcher of the Year as a senior in 2013.



**Director of Operations Madi Marshall, 2nd season**

- Second season on staff with the Herd after playing four years for the Green & White.
- Named the 2018 Warrior Award Winner named in honor of former teammate Emileigh Cooper.The award is given each year to the player who best personifies the qualities that Cooper established as a member of the Herd from 2012-15.
- Won the 2018 Herdsby for Perverserance.
- Three-time NFCA All-America Scholar Athlete.
- Four-time Conference USA Academic Medalist and four-time member of the C-USA Commissioner's Honor Roll.
- Appeared in 153 career games with 57 starts. Experience playing at second, outfield, designated player, pinch hitter and pinch runner.
- Finished with 38 hits, 50 runs scored, 7 doubles, 1 triple, 1 home run, 23 RBI and 7 stolen bases.
- Lone home run was a grand slam at home against FIU in 2016.
- Set a Herd pinch-running record scoring a run in 10-consecutive games in 2017, all Marshall wins.
- Hit pinch hit 2 RBI triple against Kent State in 2018.
- Had a career-best 6-game hitting streak (Feb. 28-March 4, 2018) and bat .500 during that span.
- Hit three doubles during the Carolina Classic in 2018.



# HERD NOTES

## Last Time Out: Thundering Herd Round Robin

Marshall hosted the Bucknell Bison and the Rutgers Scarlet Knights at Dot Hicks Field with each team playing four games. After some uncooperative weather on Friday, the tournament picked up Saturday. The Herd began the weekend with a 4-3 victory over Bucknell. It was not one of the best games for Marshall, picking up just three hits. However, those three hits were doubles from junior Aly Harrell and senior Sierra Huerta, and a home run from junior Katie Adams. The two-run home run from Adams came in the third inning and gave Marshall the lead. Freshman Ashley Blessin struck out a career-high seven batters in six innings, earning her sixth win of the year. Junior Laney Jones finished the contest and picked up her third save of the season.

Marshall had to rely on late-game heroics to pick up the win, 9-8, over Rutgers. The Herd took a 3-0 lead after the third, and led 4-2 after the fourth, but the Scarlet Knights scored four in the fifth and one more in the top of the sixth to take a 7-4 lead. In the bottom of the sixth, Marshall scored five runs - all with two outs - to take back the lead. Harrell drove in sophomore Grace Chelemen for the first run. After a double by Huerta put two runners on, sophomore Mya Stevenson launched a towering shot for a three-run home run that gave the Herd a one-run lead. Junior Saige Pye gave Marshall a little more breathing room with a solo home run for back-to-back jacks. Rutgers scored one in the top of the seventh, but Jones and the Herd Defense clamped down for the victory. Jones picked up her fourth save of the season, tying her with Abigail Harter from 2004 (2004-07) for the most in a single-season in program history.

The Herd came out flat against Bucknell on Sunday and fell in game one, 6-1. Adams drove in sophomore Rachel Pennington for Marshall's only run.

The bats fired back to life in the final game of the weekend against Rutgers. Stevenson drove in the first run of the game in the first. The Scarlet Knights tied the game at 1-1 in the third, which did not last long. Stevenson smacked a three-run homer in the third to put Marshall up 4-1. Senior Haleigh Christopher added a two-run blast in the fourth and then Stevenson hit another three-run bomb in the fifth to end the game, 9-1. Stevenson finished the game 3-for-3 and tied two career-highs with two home runs and seven RBI. Blessin recorded her seventh win of the season and allowed just three hits.

## Look Up and Say GOODBYE

Marshall set a team record in 2019 with 79 home runs, and are already off to a great start in 2020. The Herd has 43 homers in 24 games. The pace for Marshall has really picked up during MU's nine-game winning streak with 23! The Herd belted 15 in five games at the Pirate Classic, including tying the program record with five against Delaware State. Sierra Huerta and Mya Stevenson both hit two homers against the Hornets - with Saige Pye adding the fifth - and it was the first time in team history that two Herd players have hit more than one in the same game.

So far this season eight players are contributing to the record pace:

Mya Stevenson	12 - 32 career (tied for 3rd all-time with Samantha Rodriguez 2005-08)
Sierra Huerta	8 - 17 career (34 combined with JUCO career, 17 for Moorpark College 2017-18)
Saige Pye	6 - 7 career (hit one as a freshman at Georgia Tech in 2018)
Haleigh Christopher	6 - (combined for 48 after hitting 42 at Division II U. of Charleston 2017-19)
Aly Harrell	5 - 30 career (4th all-time)
Blakely Burch	2 - 10 career
Rachel Rousseau	2 - 9 career
Katie Adams	2 - 2 career (1st of her career at Norfolk State)

## Mya Stevenson Shatters Home Run Records

Since Mya Stevenson put on a Marshall uniform, she has been smashing long-held home run records. Everyone knows about her 20 home runs as a freshman that not only led the nation among freshmen, but broke the Herd's freshman record and single-season mark. The freshman record was just a year old as Aly Harrell hit 11 in 2018. However, the single-season record of 18 was set back in 2006 by four-time All-American Rachel Folden (2005-08). This season, Stevenson's power has continued to shine. On March 7 against Rutgers, the sophomore slugger hit her 10th home run and became the fastest player in program history to reach double-digit homers in a season, in just her 22nd game of the year. The old record was again set by Folden in 2006 who hit her 10th home run in her 23rd game of the season. Stevenson's 10th of the year was also her 30th of her career, again reaching that milestone faster than anyone else. It took just 83 games. Folden had been the quickest to 30 before, doing it in 119 games shortly in to her junior season. Over the last 11 games, Stevenson has hit eight homers. Folden hit nine in an 11-game span (Feb. 24-March 12) in 2006. Stevenson is now tied with one of Folden's classmates, Samantha Rodriguez, for third all-time in team history with 32 career home runs. Folden still holds the all-time mark with 58.

## Defense Shines

Marshall received some great defensive effort around the field all weekend in Kennesaw. Diving catches from Grace Chelemen, Chloe Lee, Rachel Rousseau and Mya Stevenson in the outfield highlighted some plays from the tournament. Chelemen's diving catch was featured as the No. 5 top play from NCAA Softball. Rousseau in left also ran down a shot in the gap with an over-the-shoulder basket catch. The infield recorded two double plays in the second win over ETSU. Shortstop Sierra Huerta continues to keep flashing the glove, taking away potential base hits. Armani Brown at second base continues with steady play including recovering plays after a deflection off a teammate's glove and still recording an out. Blakely Burch in the hot corner was exceptional at tracking down pop ups, especially in foul territory. Junior Aly Harrell at first with her great stretches and scoops in the dirt helped to complete great plays. Senior catcher Haleigh Christopher threw out a potential base-stealer versus Kennesaw State to end an inning.

## Mya Stevenson Named Conference USA Player of the Week: March 2

Sophomore Mya Stevenson helped lead the Herd through the offensive explosion that was the Pirate Classic. Stevenson smashed four of Marshall's 15 home runs, bat .571, slugged 1.500, drove in 11, scored six times and had on base percentage of .667. She got the weekend started with two solo home runs vs. Delaware State. However, her bat came up clutch in the final two games of the weekend at Norfolk State. In the first game, late on a cold Saturday night, Stevenson came to the plate in the top of the seventh with two runners on, nobody out and Marshall trailing 6-4. The sophomore crushed a 3-run shot that gave the Herd the lead and sparked a 6-run inning. On Sunday against the Spartans, Stevenson came to the plate in the fourth inning this time with bases loaded, two outs and the Herd trailing 4-2. The Mesquite, Texas native blasted a grand slam to left-center that almost landed on Norfolk State's baseball field and Marshall took control from there.

## Aly Harrell Named Conference USA Player of the Week: February 17

Junior Aly Harrell dominated the weekend at the Chattanooga Challenge. The slugger produced a .714 batting average, slugged 1.500, an on base percentage of .778, 10 hits, 11 RBI, two doubles, three home runs, three walks and one hit-by-pitch to help lead the Herd to a 3-2 record. She hit her first home run of the weekend, and of the 2020 season, with a three-run shot in the loss to Lipscomb. She then reached base twice against Chattanooga with a hit and a walk.



On Saturday, Harrell really took off combining to go 6-of-7 with eight RBI in the two games against Ohio and Tennessee Tech. Versus the Bobcats, Harrell started the game with a solo home run in the first inning. Her next plate appearance she was punked on the first pitch with bases loaded to drive in another run. In the bottom of the sixth, Harrell came through with a two-run double to put Marshall back on top by one, 6-5. She also caught the final out in the top of the seventh. Harrell tied her career-high with four RBI in the win. Then against Tennessee Tech, Harrell set a career-high with four hits as she was a perfect 4-for-4 at the plate and then drove in four runs for a second time with a grand slam in the bottom of the sixth. Her third homer of the weekend put Marshall up by five and then went on to win 6-1.

She finished the weekend going 2-of-3 at the plate and scoring another run, her fifth of the weekend, in the victory over Indiana State. After her monster performance, Harrell increased her season batting average to .650, is slugging 1.250 and has a .774 on base percentage.

## Ranked in the NCAA Stats

The 2020 season has just started and already Marshall is finding itself in some familiar spots with some numbers in the NCAA.

Team:	
Home Runs Per Game:	2nd (1.79)
Slugging Percentage:	2nd (.635)
Batting Average:	5th (.358)
On Base Percentage:	7th (.439)
Scoring:	9th (7.25)
Doubles:	23rd (40)
Doubles Per Game:	33rd (1.67)
Winning Percentage:	34th (.750)



Photos by Adam Gue



# HERD NOTES Continued

## Individual

Home Runs Per Game: .....	2nd - Mya Stevenson (.50)
RBI per Game: .....	2nd - Mya Stevenson (1.50)
RBI: .....	2nd - Mya Stevenson (36)
On Base Percentage: .....	3rd - Aly Harrell (.624)
Saves: .....	4th - Laney Jones (4)
Slugging Percentage: .....	9th - Mya Stevenson (.959)
Walks Per Game: .....	10th - Aly Harrell (.92)
Home Runs Per Game: .....	21st - Sierra Huerta (.40)
Slugging Percentage: .....	23rd - Aly Harrell (.906)
Hits: .....	25th - Saige Pye (33)
RBI Per Game: .....	28th - Mya Stevenson (1.25)
Batting Average: .....	28th - Aly Harrell (.469)
Total Home Runs: .....	11st - Mya Stevenson (12) - tied with Paige Rauch of Villanova and Bailey Vannoy of Charlotte
.....	22nd - Sierra Huerta (8)
Total Bases: .....	7th - Mya Stevenson (71)
.....	23rd - Sierra Huerta (60)
.....	27th - Saige Pye (59)

## Herd Trio Named Preseason All-Conference

Senior Kailee Williamson, junior Aly Harrell and sophomore Mya Stevenson were named to the Preseason All-Conference USA team, as voted on by the league coaches. Williamson is the Herd's top returning pitcher and finished 2019 with a 3.16 ERA, 12-4 record, 12 complete games, five shutouts, 139.2 innings pitched and 90 strikeouts. Williamson was named to the 2019 Conference USA All-Academic Team as she is also a three-time NFCA All-America Scholar Athlete and C-USA Academic Medalist. Harrell was among the nation's leaders last season in free passes with 68 walks and 17 hit-by-pitches. Harrell brings power as she hit 14 home runs last year, slugged .697 and was named All-C-USA First Team and second team NFCA All-Mideast Region. Stevenson was a freshman phenom for the Herd, breaking the team's single-season home run record with 20. She led all freshman in the NCAA last season in dingers and also slugged .765. Stevenson was named to the C-USA All-Freshman Team and received First Team honors as well.

## Preseason Conference USA Coaches' Poll

After being picked to finish eighth in 2019 and coming in fourth - then advancing to the title game - Marshall was picked tied for third with reigning C-USA champs Louisiana Tech in the 2020 poll. Head Coach Megan Smith leads the Herd in her second season at the helm with plenty of talent returning in Kailee Williamson, Aly Harrell, Armani Brown, Sierra Huerta, Blakely Burch, Rachel Rousseau and Mya Stevenson. The Herd will need to fill in for the production from a great senior class in 2019 that included starting pitcher Abigail Tolbert, starting catcher Hayden Ellis, starting centerfielder Hannah Giammarino and the power of Briana Daiss.

## 2020 C-USA Preseason Poll (first-place votes)

1. North Texas (9)
2. WKU (2)
- T3. Louisiana Tech (1)
- T3. Marshall
5. UAB
6. Middle Tennessee
7. Southern Miss
8. Florida Atlantic
9. FIU
10. UTSA
11. UTEP
12. Charlotte



2019 Conference USA  
All-Tournament Team members  
Mya Stevenson, Abigail Tolbert and Aly Harrell



The Herd celebrating after defeating No. 1 seed North Texas to get back to the C-USA Championship game.



Marshall's Class of 2019 on the field on Senior Day prior to an 8-0 victory over Florida Atlantic.  
From left to right: Briana Daiss, Abigail Estrada, Hayden Ellis, Hannah Giammarino, Samantha Loose, Abigail Tolbert and Ali Burdette.



# HERD NOTES Continued

## Herd Welcomes Eight Newcomers

Joining Team 27 this year will be eight players ranging from three freshman to five transfers. The freshman class features the 2019 West Virginia AAA Player of the Year in infielder Caiti Mathes, the Hillsborough County (Fla.) Player of the Year in pitcher Ashley Blessin and dual threat pitcher/hitter Delaney Heaberlin. Marshall will also see the return of outfielder Carson Lyon who missed all of 2019 with a knee injury as a redshirt freshman.

The transfers that joined the Marshall Softball Family include two pitchers, an infielder, a catcher and utility player. The additions to circle are both juniors. Laney Jones comes to Marshall from the University of Ashland and has played with Aly Harrell in the offseason. The other pitcher is Megan Stauffer who comes to the Herd from Monmouth University. Saige Pye is a junior infielder who spent the last two years at Georgia Tech. Haleigh Christopher is a senior catcher who smashed power records during three seasons at the University of Charleston. Finally, Marshall added Grace Chelemen from the University of Michigan and she can play in the outfield or the infield and adds speed to the lineup.

## Team 26 Takes on the Record Book

The 2019 Marshall softball team, in head coach Megan Smith's first year at the helm, has made an assault on the team record book. Most everyone knows about the smashing of the team home run record, but did you know about the other records:

Most Home Runs - 79 (old record of 52 set in 2008)  
Tied Most Wins - 42 (record set in 2017)  
Highest Slugging Percentage - .489 (old record of .465 set in 2008)  
Most Runs Scored - 339 (old record of 282 set in 2014)  
Most RBI - 312 (old record of 244 set in 2014)  
Tied for Most Triples - 13 (record set in 2017)  
Most Total Bases - 785 (old record of 669 set in 2008)  
Most Walks - 220 (old record of 166 set in 2007)  
Most Hit by Pitches - 74 (old record of 51 set in 2010)  
Most Shutouts - 16 (old record of 15 set in 1996)  
Most Doubles - 83 (record of 80 set in 2005)  
Most Games Played - 64 (old record of 62 set in 1996)  
Second Best OB Percentage - .383 (record of .407 set in 2015)  
Fourth Best Fielding Percentage - .963 (record of .966 set in 2003)  
Tied Single Game Record for Home Runs - 5 vs. Presbyterian (record set in 2014 at Northern Kentucky)  
Two of the Top-10 Errorless Streaks of All-Time - 29 (tied for 4th) and 28 (tied for 6th)

Plus on the individual side:

Stevenson freshman record & most in a season HRs - 20 (record set by Rachel Folden in 2006)  
Stevenson freshman record Total Bases - 130 (old record of 119 set by Rachel Folden in 2005)  
Stevenson became the first player in team history to hit for the CYCLE - March 16th, game one at Charlotte  
Harrell most walks in a season - 68 (old record of 51 set by Rachel Folden in 2007)  
Burch most triples in a season - 7 (old record of 6 set by Morgan Zerkle in 2017)  
Huerta most HBPs in a season - 30 (old record of 16 set by Marcena Bertoldo in 2007)  
Harrell best OB percentage - .578 (old record of .562 set by Rachel Folden in 2008)  
Harrell most putouts in a season - 459 (old record of 414 set by Carrie Michaelis in 1996)  
Harrell & Huerta most Games Played & Started in a season - 64 (old record of 62 set by 3 players in 1996)

It was a record-breaking season for Team 26 in 2019.

## Ranked in the NCAA Stats

Along with shattering the MUSB record book, the Herd ranked highly in the NCAA in team and individual numbers.

### Team

19th - Home Runs per game (1.23)  
T21st - Shutouts (16)  
27th - Slugging Percentage (.489)  
40th - On Base Percentage (.383)  
45th - Runs per game (5.30)

### Individual

1st - Total Walks - Aly Harrell (68 tied for 19th most in NCAA History)  
1st - Hit-by-Pitches - Sierra Huerta (30 tied for 12th most in NCAA History)  
1st - Hit-by-Pitcher per game - Sierra Huerta (.47)  
1st - Home Runs by a Freshman - Mya Stevenson (20)  
3rd - Walks per game - Aly Harrell (1.06)  
5th - On Base Percentage - Aly Harrell (.578)  
T6th - Triples - Blakely Burch (7)  
T8th - Shutouts - Abigail Tolbert (11)  
T11th - Wins - Abigail Tolbert (28)  
T11th - Home Runs - Mya Stevenson (20)  
20th - Triples per game - Blakely Burch (.11)  
22nd - Home Runs per game - Mya Stevenson (.33)  
T28th - RBI - Mya Stevenson (58 - 2nd most by a freshman)  
T30th - Total Bases - Mya Stevenson (130)  
35th - Hit-by-Pitches per game - Aly Harrell (.27)  
37th - Hit-by-Pitches per game - Blakely Burch (.26)  
T49th - Strikeouts - Abigail Tolbert (187)

## Warrior Award: 2019 Winner - Hayden Ellis

In memory of former Herd great **Emileigh Cooper**, the Marshall softball staff established the Warrior Award that will be given out each year to the player that best personifies the qualities that Cooper established as a member of the Herd from 2012-15. Saturday, April 20, before the series finale against Louisiana Tech, the 2019 Warrior Award will be presented.

As a senior in 2015, players were told to pick one word that would be significant and have meaning to them. Cooper chose "Warrior" and her identity statement that season was, "I am a confident Warrior. I am the fire in C-USA that will always keep burning." At home against WKU on March 13, 2015, the Herd and Hilltoppers were locked in a scoreless battle that went into the 10th inning. Cooper came up to the plate, after **Rebecca Myslenski** was walked, and got to see one pitch before the game was called because of rain. The teams came back the following morning and picked up right from there. As Cooper prepared to go to the plate she looked at freshman **Elicia D'Orazio** who was batting behind her and warming up and said "Don't worry about getting ready. I'm going to end this now." Cooper saw two more pitches before blasting a home run off 2015 C-USA Pitcher of the Year Miranda Kramer for the walk-off win.

The 2019 Warrior Award, our recipient (**Hayden Ellis**) has earned the title. She has battled through adversity on and off the field. Not only has she fought through three seasons of trying to see more playing time on the field, behind one of the greatest catchers in Herd history, she made a great comeback from a shoulder injury that took away almost her entire junior season. She has fought through personal tragedy in losing a close friend and has also seen her father fight cancer, and who we are now glad to say is cancer free. Our 2019 Warrior Award winner has had a career year in 2019 with 40 games played, 36 starts, 19 hits, 12 runs, seven doubles, one triple, one home run, 13 RBI and 21 walks. She has come through in clutch situations and over a nine-game stretch in March, hit .474 with an on-base percentage of .643. She has thrown out two runners in a game twice adding her name to the list of catcher greats in program history that have completed the feat.

## Warrior Award Winners

2017 - **Rebecca Myslenski**  
2018 - **Madi Marshall**  
2019 - **Hayden Ellis**

# All-time Meetings

## Kentucky: 15 all-time meetings


### UK leads 13-2

Date	W/L	Score	Site	Rank
2/21/97	L	1-0	N	
4/16/97	W	8-0	A	
2/27/00	L	4-1	N	
2/23/01	W	10-5	N	
3/23/05	L	2-0	A	
3/23/05	L	9-0 (5)	A	
3/21/07	L	8-5	A	
3/1/08	L	10-4	N	
4/13/11	L	9-4	H	(#18)
4/13/11	L	10-4	H	(#18)
4/9/13	L	4-3	A	(#20)
5/17/13	L	2-1 (8)	NCAA	(#12)
3/11/14	L	6-2	H	(#8)
3/16/16	L	1-0	H	(#15)
3/20/19	L	9-4	H	(#13)

Marshall and Kentucky began the series back in 1997, the first game of the year, and in Chapel Hill, N.C. UK won the game 1-0. Marshall then defeated the Wildcats 8-0 in Lexington in April of 1997. The Herd's last win against UK came on Feb. 23, 2001, a 10-5 win at the Sonic Challenge in Chattanooga. Since, it has been all Wildcats. Kentucky has been ranked in each of the last seven meetings including a 2-1 UK win in eight innings in the 2013 NCAA Regionals, hosted by UK at John Cropp Stadium. Marshall had an electric crowd on hand for its first ever NCAA Tournament game and nearly upset the host team. Kentucky traveled to Huntington in 2014, 2016 and 2019 in front of large crowds at Dot Hicks Field. In between, the teams had games canceled in Lexington in 2015 and again in 2017 due to rain. The Herd did travel to Lexington for the 2017 NCAA Regionals, but did not get to face the Wildcats. Kentucky defeated Marshall 1-0 in 2016 thanks to a solo home run in the top of the seventh inning. Junior pitcher Jordan Dixon held UK's strong offense in check up to that point, however Marshall just could not get the bats going. Sophomore Jordan Colliflower broke up Kentucky's no-hitter with a single in the fifth. Last season, the Wildcats powered its way to a 9-0 lead after the top of the third. Marshall fought back scoring one in the bottom of the third and three more in the fourth, but could not manage any more runs. Aly Harrell smacked a home run for Marshall and was walked three times. Senior Briana Daiss drove in two runs for the Herd scoring Blakely Burch and Armani Brown with a base hit.



Not a single empty seat for MU vs. UK at Dot Hicks Field in 2019.



Aly Harrell celebrating after a solo home run vs. UK in 2019.

## The Automated ScoreBook #13 Kentucky at Marshall University Mar 20, 2019 at Huntington, W.Va. (Dot Hicks Field)

### Kentucky 9 (21-7)

### Marshall University 4 (19-8)

Player	ab	r	h	rbi	bb	so	po	a	lob	Player	ab	r	h	rbi	bb	so	po	a	lob
Jenny Schaper dp/c	5	1	2	1	0	0	1	0	1	HUERTA, Sierra ss	4	0	1	1	0	1	2	0	0
Kayla Kowalik c/cf	3	1	1	1	2	0	8	0	1	HARRELL, Aly 1b	1	1	1	1	3	0	6	0	0
Abbey Cheek 3b	1	2	1	2	3	0	2	0	0	MYERS, Caitlin pr	0	0	0	0	0	0	0	0	0
Alex Martens 2b	4	0	1	1	0	1	1	2	5	STEVENSON, Mya rf/dp	4	0	0	0	0	3	0	0	2
Jaci Babbs pr	0	1	0	0	0	0	0	0	0	ADAMS, Katie dp/lf	3	0	0	0	1	0	0	0	3
Mallory Peyton 1b	2	1	1	0	1	8	0	0	0	BURCH, Blakely 3b	3	1	0	0	1	1	1	2	2
Tekiya Garr-Carter pr	0	0	0	0	0	0	0	0	0	BROWN, Armani 2b	4	1	0	0	0	0	2	2	0
Katie Reed ss	4	1	1	0	2	2	3	1	0	DAISS, Briana lf/rf	4	0	1	2	0	1	2	0	1
MacIai Branson ss	0	0	0	0	0	0	1	0	0	ESTRADA, Abigail lf	0	0	0	0	0	0	0	0	0
Sarah Rainwater cf/rf	1	1	0	1	2	0	1	0	0	PENNINGTON, Rachel pr/lf	0	1	0	0	0	0	0	0	0
Briana Rance ph	1	0	0	0	0	1	0	0	0	ELLIS, Hayden c	2	0	1	0	1	0	7	2	0
Renee Abernathy lf	1	0	0	0	0	0	0	0	0	LEE, Chloe cf	2	0	1	0	0	0	1	0	1
Bailey Vick pr/lf	2	1	1	0	0	0	0	0	0	BURNS, Brooke ph	1	0	0	0	0	1	0	0	0
Lauren Johnson rf/dp	3	0	0	0	0	0	0	0	0	WILLIAMSON, Kailee p	0	0	0	0	0	0	0	0	0
Hannah Davis dp	1	0	1	0	0	0	0	0	0	TOLBERT, Abigail p	0	0	0	0	0	0	0	1	0
Kennedy Cowden pr	0	0	0	0	0	0	0	0	0	Totals	28	4	5	4	6	7	21	7	9
Grace Baalman p	1	0	1	2	0	0	0	0	0										
Larissa Spellman p	0	0	0	0	0	0	0	0	0										
Tatum Spangler p	0	0	0	0	0	0	0	0	0										
Meghan Schorman p	0	0	0	0	0	0	0	0	0										
Totals	29	9	10	8	7	5	21	8	8										

Score by Innings	1	2	3	4	5	6	7	R	H	E
Kentucky	2	0	7	0	0	0	0	9	10	2
Marshall University	0	0	1	3	0	0	0	4	5	2

E - Reed, K; Spangler, T; HUERTA, S.; DAISS, B.. LOB - UK 8; Marshall 9. 2B - Martens, A; Davis, H. 3B - Kowalik, K. HR - Cheek, A; HARRELL, A.. HBP - Peyton, M. 2B - Kowalik, K; Cheek, A; Vick, B; PENNINGTON, R. CS - Garr-Carter; Johnson, L.

Kentucky	ip	h	r	er	bb	so	ab	bf	np	Marshall University	ip	h	r	er	bb	so	ab	bf	np
Grace Baalman	2.0	0	0	0	3	3	6	9	51	WILLIAMSON, Kailee	2.1	5	8	7	4	2	12	17	80
Larissa Spellman	1.2	3	4	1	1	1	9	10	42	TOLBERT, Abigail	4.2	5	1	1	3	3	17	21	89
Tatum Spangler	1.1	2	0	0	1	2	7	8	39										
Meghan Schorman	2.0	0	0	0	1	1	6	7	23										

Win - Spangler, T (3-0). Loss - WILLIAMSON, K (6-1). Save - None.

WP - Baalman, G; Spellman, L. HBP - by WILLIAMSON, K (Peyton, M); by TOLBERT, A. (Peyton, M). Pitches/strikes: Baalman, G 51/30; Spellman, L 42/24; Spangler, T 39/22; Schorman, M 23/14; WILLIAMSON, K 80/43; TOLBERT, A. 89/51.

Umpires - HP: Mike Burwell 1B: Chuck Leach 3B: Jordan Brown

Start: 3:00 pm Time: 2:58 Attendance: 1000

Weather: Welcome to spring

Spangler, T faced 2 batters in the 6th.





**Megan  
Smith**

**Head Coach  
2nd Season  
North Carolina '99**



Megan Smith enters her second season leading the Marshall softball team after being hired as the program's fourth head coach on July 25, 2018.

Coach Smith led a big turnaround for the Herd with a 17-win improvement (tied for second-best in program history) at 42-22. Her career record is 453-293 (13 years).

Her first season with the Herd was a record-breaking one along with leading the team to the Conference USA Championship game for the first time since 2014 as the No. 4 seed in the tournament. Following the 3-1 championship game loss to No. 2 seed Louisiana Tech, Marshall received an invite to the National Invitational Softball Championship and played in the Lynchburg, Va., Regional. Again Marshall fought its way into the regional championship game before falling to the host Liberty Flames. The Herd ended the season tying the record for most wins in a season with 42.

Coach Smith won her debut game for the Green and White with a 5-2 victory over UC-Riverside (Feb. 8) in San Diego, Calif. She earned her 400th career coaching victory with a 10-1 win against Presbyterian (Feb. 16). The Herd finished the early part of the season with a 17-6 record before diving into Conference USA action. Marshall was predicted to finish eighth in the preseason coaches' poll but battled through to a 17-7 record with the series win in 7-of-8 conference matchups. The Herd played well at home with a 13-6 record including two walk-off victories at the Dot in conference action against WKU and Louisiana Tech.

During the season, the team as well as individual players were ranked nationally in many statistical categories. By the end of the season Marshall was ranked in the top 100 in home runs (19th), shutouts (tied for 21st), slugging percentage (27th), on base percentage (40th), runs per game (45th), winning percentage (51st) and fielding percentage (97th). Individually Aly Harrell led the country in total walks (68) and combined free passes with 85 (68 walks and 17 hit-by-pitches). Sierra Huerta led the nation in hit-by-pitches with 30 which was also good for 12th most all-time in NCAA history. Freshman Mya Stevenson led all freshman across Division I with 20 homers. Marshall players in total ranked in the top 50 in the country 17 times by the end of the 2019 season.

The 2019 Marshall softball team broke or tied 15 team records and 15 individual records.

Smith, who sported a career record of 393-265 prior to coming to Marshall, led the Kansas Jayhawks to six consecutive 30-win seasons and back-to-back appearances in the NCAA Tournament in 2014 and 2015 during her nine seasons at the helm. The 2015 campaign yielded the first 40-win season for the program in 23 years, the best start in school history for the second time in her tenure (12-0) and seven consecutive weeks in the top 25. Her 2013 team recorded the program's highest winning percentage (.680) in 21 years, broke the Big 12 record for batting average (.345), the highest mark in the NCAA that season. In 2012, Kansas had a 20-game win streak and, the year before, boasted an 11.5 game won-loss record improvement, the 16th-best turnaround in NCAA history. The 26-3 mark to open the 2011 season was also the best start in the program's history.

"I am extremely honored and excited to be a part of the Marshall family," said Smith. "There is such a strong history and tradition of success within the softball program and I am humbled to now be a part of that. I want to thank Mike Hamrick for this incredible opportunity for me and my son Cooper. I am eager to get to know the players and to get started this fall!"

At Kansas, she coached one All-American, one academic All-American, 20 All-Big 12 selections, 20 NFCA (National Fastpitch Coaches Association) All-Region selections, 50 All-Big 12 Academic Team honorees, three Big 12 Scholar Athletes of the Year and three student-athletes taken in the NPF (National Pro Fastpitch) Draft. The program also set single-season fielding percentage (2014, .979-second-highest nationally) and home run records during her time as head coach (60, 2011).

Prior to her time in Lawrence, Smith was an assistant for LSU for three seasons, where she helped the Tigers in winning the 2007 SEC Tournament and the Stanford Regional in the NCAA Tournament en route to 55 wins. LSU finished the regular season ranked third in the ESPN/USA Today poll. The following season, the Tigers picked up 44 wins on their way to a #9 national seed in the NCAA Tournament. During her tenure, she mentored two All-Americans and five NFCA All-South Region honorees.

Smith started the softball program at Western Carolina and posted a 41-20 record in WCU's inaugural season, earning 2006 Southern Conference Coach of the Year honors, while leading the Catamounts to the league's regular season title. That season, five student-athletes garnered first-team all-league acclaim, with another on the second team and two more were tabbed on the NFCA Southeast All-Region second team. She also coached the conference's 2006 Pitcher of the Year and Freshman of the Year. WCU broke the league's single-season home run record (81) that year, part of an explosive offensive season for the program (third in the nation in home runs per game, 14th in slugging percentage, 19th in scoring).

She also had assistant coaching stops at her alma mater North Carolina (2004), where she helped the Tar Heels reach the NCAA Tournament, and at Charlotte in 2003.

Her first head coaching position came at Young Harris College in Georgia, where she put up a 79-41 record over two seasons.

“We are very much looking forward to Megan leading our softball program,” said Marshall Director of Athletics Mike Hamrick. “She is a proven winner and has a reputation for helping mold top-quality student-athletes. Our program is eager for her arrival in Huntington.”

Smith, who is an NCAA Division I Softball Committee member, graduated from North Carolina in May 1999 with a Bachelor of Arts in Physical Education and Recreation Studies. She received her Master of Science in Human Performance and Sport Studies from Tennessee in August of 2000.

A Walkertown, N.C. native, Smith and the late Paul Buske have one son, Cooper.

COACH SMITH YEAR-BY-YEAR				
Year	School	Record	Conference	Post Season
2001	Young Harris	34-25		NJCAA Regional Runner-up
2002	Young Harris	45-16		NJCAA Regional Runner-up
2005	W. Carolina	0-0		Start of the program
2006	W.Carolina	41-20	16-4	1st Southern Conference
2010	Kansas	21-35	2-16	10th Big 12
2011	Kansas	31-22	2-16	10th Big 12
2012	Kansas	31-20	6-17	9th Big 12
2013	Kansas	34-16	9-8	4th Big 12
2014	Kansas	34-23	7-11	5th Big 12/NCAA Regionals (1-2)
2015	Kansas	40-15	8-10	5th Big 12/NCAA Regionals (2-2)
2016	Kansas	31-20	8-9	4th Big 12
2017	Kansas	24-28	3-14	7th Big 12
2018	Kansas	27-25	2-16	7th Big 12
2019	Marshall	42-22	17-7	4th C-USA/C-USA Tourn. Runner-Up/NISC Lynchburg Regional Runner-Up (3-2)
2020	Marshall	18-6	0-0	
Record 13 yrs		453-293	80-128	
Record Div I 10 yrs		371-251	80-128	
at Young Harris 2 yrs		79-41		
at Western Carolina 1 yr		41-20	16-4	
at Kansas 9 yrs		273-204	47-117	
At Marshall 1 yr		60-28	17-7	





# Season Trends/Last Time

## MARSHALL'S RECORD WHEN...

at Home	5-1
Away	4-3
Neutral	9-2
Conference	0-0
Non-Conference	18-6

Record	18-6
Longest winning streak	9
Longest losing streak	2
Current streak	W - 1
Largest margin of victory	10
Largest margin of loss	8

One-Run Games	5-1
Two-Run Games	1-1
Three-Four Run Games	1-3
Five-Plus Run Games	11-2

Scoring zero-two runs	0-2
Scoring three-five runs	3-1
Scoring six-nine runs	12-3
Scoring 10+ runs	3-0
Out hit the opponent	15-1
Gets out hit by opponent	2-4
Hits are Even	1-1
Records five or fewer hits	1-2
Records six-nine hits	6-2
Records 10+ hits	11-2

In extra innings	1-0
In shutouts	3-0
Scoring first	14-3
Opponent scores first	4-3
Scoring in first inning	10-2

Ahead after fourth inning	14-1
Ahead after fifth inning	9-1
Ahead after sixth inning	8-1

Trailing after fourth inning	2-4
Trailing after fifth inning	3-5
Trailing after sixth inning	2-4

Tied after fourth inning	2-1
Tied after fifth inning	0
Tied after sixth inning	0

February	12-5
March	6-1
April	0
May	0

Occurred in 2020 in *Italics and Green*

## Offense

Scored 10-14 Runs	14 at Norfolk State, March 1, 2020
	3x in 2020
Scored 15+ Runs	16 vs. North Texas, April 4, 2015
Recorded 10-14 Hits	12 vs. Rutgers, March 7, 2020
	11x in 2020
Recorded 15+ Hits	15 at Norfolk State, March 1, 2020
	2x in 2020 (Indiana State)
Hit 4+ Doubles	4 at Norfolk State, Feb. 29, 2020
	2x in 2020 (Rhode Island)
Hit 2+ Triples	2 vs. East Tennessee State, Feb. 21, 2020
	Prior to that, 2 vs. WKU (1), April 6, 2019
Hit 2-4 Home Runs	3 vs. Rutgers, March 8, 2020
	12x in 2020
Hit 5+ Home Runs	5 vs. Delaware State, Feb. 28, 2020
	Prior to that, 5 vs. Presbyterian, Feb. 16, 2019
Drew 5-9 Walks	6 vs. Bucknell, March 7, 2020
	7x in 2020
Drew 10+ Walks	13 vs. Kent State, March 6, 2011
30+ Total Bases	30 vs. Delaware State, Feb. 28, 2020
	Prior to that, 30 vs. Ohio, March 30, 2014
3-4 Hit-By-Pitches	4 at USC Upstate, Feb. 9, 2020
	Prior to that, 4 at No. 20 James Madison, March 27, 2019
2+ Intentional Walks	2 at Florida Gulf Coast (2), March 21, 2018
Stole 5-7 Bases	5 vs. UTSA, March 23, 2019
Stole 8-9 Bases	8 at Virginia Tech, April 21, 2017
Stole 10+ Bases	11 vs. UMass-Lowell, Feb. 17, 2018
2+ Sacrifice Flies	3 at Hampton, Feb. 28, 2020
	2x in 2020 (Rhode Island)
4+ Sacrifices	4 vs. Cal Poly, Feb. 9, 2019
Struck Out 10+ Times	10 at Kennesaw State, Feb. 22, 2020
	Prior to that, 10 vs. Furman, Feb. 23, 2018

## Pitching

Pitched 10+ Strikeouts	10 at Norfolk State, Feb. 29, 2020
	2x in 2020 (Bucknell)
Pitched 0 Walks	at Hampton, Feb. 28, 2020
	Prior to that, vs. UTSA, May 8, 2019
Pitched 5-9 Walks	5 at Kennesaw State, Feb. 23, 2020
	5x in 2020 (season-high 8 at Chattanooga, Feb. 14, 2020)
Pitched 10+ Walks	13 at USF, Feb. 21, 2015
Held a Team Without a Run	vs. Akron (2) (8-0, 5 inn.), March 4, 2020
	3x in 2020
Allowed 10+ Runs	10 at Kennesaw State, Feb. 22, 2020
	3x in 2020 (season-high 14 vs. Lipscomb)
Allowed 10+ Hits	13 vs. Howard, Feb. 29, 2020
	5x in 2020 (season-high 13 vs. Lipscomb & Howard)
Pitched Consecutive Shutouts	(4 games) May 4-9, 2019 vs. Florida Atlantic (2x), UTSA and North Texas

## Defense

30+ Putouts	30 vs. WKU (10 inn.), March 13, 2015
10-14 Assists	12 at Norfolk State, March 1, 2020
	3x in 2020
15+ Assists	15 vs. Louisville, April 23, 2019
3-4 Errors	3 at Liberty, May 18, 2019
5+ Errors	5 vs. Lipscomb, Feb. 14, 2020
	Prior to that, 6 vs. UC-Riverside, Feb. 9, 2019
2+ Double Plays	2 vs. East Tennessee State, Feb. 22, 2020
	Prior to that, 2 at Florida Atlantic, March 24, 2018
5-7 Stolen Bases Allowed	7 vs. Lipscomb, Feb. 14, 2020
	2x in 2020 (5 vs. Bucknell)
8+ Stolen Bases Allowed	9 at Georgia, Feb. 23, 2002

Beat a Top 25 Team	April 2, 2008, at #24 Ohio State (11-0 & 6-1)
Was No Hit	Feb. 8, 2013 at No. 12 USF (411 games)

# Season Trends/Last Time

By a Marshall Player

Hit for the Cycle.....	Mya Stevenson 4-for-4 (3B, 1B, HR, 2B) at Charlotte (1), March 16, 2019
<i>Had 4 Hits .....</i>	<i>Aly Harrell, 4-for-4 vs. Tennessee Tech, Feb. 15, 2020</i>
<i>.....Prior to that, Mya Stevenson, 4-for-4 at Charlotte (1), March 16, 2019</i>	
Had 5+ Hits .....	Morgan Zerkle, 5-for-5 vs. Bucknell, Feb. 14, 2015
<i>Scored 3+ Runs.....</i>	<i>Sierra Huerta, 3 vs. Rutgers, March 8, 2020</i>
<i>.....Sierra Huerta has done it twice in 2020 (Howard)</i>	
<i>Drove in 3-4 Runs.....</i>	<i>Mya Stevenson, 4 vs. Rutgers, March 7, 2020</i>
<i>.....Players have done it 21x in 2020</i>	
<i>Drove in 5+ Runs.....</i>	<i>Mya Stevenson, 7 vs. Rutgers, March 8, 2020</i>
<i>.....Players have done it 3x in 2020 (Mya Stevenson 2x &amp; Katie Adams)</i>	
<i>Hit 2 Doubles .....</i>	<i>Katie Adams vs. Akron (1), March 4, 2020</i>
<i>.....Players have done it 3x in 2020 (Saige Pye &amp; Aly Harrell)</i>	
Hit 3+ Doubles .....	Deanna Tourville, 3 vs. Ohio, April 16, 2005
Hit 2+ Triples .....	Amanda Williams, 2 vs. Bowling Green, March 31, 2004
<i>Hit 2 Home Runs .....</i>	<i>Mya Stevenson vs. Rutgers, March 8, 2020</i>
<i>.....Players have done it 4x in 2020 (Sierra Huerta - 2, Mya Stevenson - 2)</i>	
Hit 3+ Home Runs .....	Shaelynn Braxton, 3 at Northern Kentucky, April 9, 2014
<i>Hit Back-to-Back HRs.....</i>	<i>Mya Stevenson &amp; Saige Pye vs. Rutgers, March 7, 2020</i>
<i>.....Has happened 2x in 2020</i>	
Hit back-to-back-to-back HRs .....	Rachel Folden, Samantha Rodriguez, Caitlyn Jackson
<i>.....at Morehead State, April 15, 2008</i>	
<i>Walked 3 Times .....</i>	<i>Aly Harrell vs. Howard, Feb. 29, 2020</i>
<i>.....Players have done it 3x in 2020 (Aly Harrell - 2, Mya Stevenson - 1)</i>	
Walked 4+ Times.....	Aly Harrell, 4 vs. WKU, April 7, 2019
<i>HBP 2 Times.....</i>	<i>Aly Harrell, 2 at USC Upstate, Feb. 9, 2020</i>
<i>.....Prior to that, Sierra Huerta, 2 vs. Louisiana Tech, May 10, 2019</i>	
HBP 3 Times .....	Aly Harrell at No. 20 James Madison, March 27, 2019
Stole 3-4 Bases.....	Hannah Giammarino, 3 vs. Rider, March 3, 2019
Stole 5+ Bases.....	Morgan Zerkle, 5 vs. Delaware State, March 5, 2017
Had a Walk-Off HR.....	Rachel Rousseau 8th inn. vs. WKU (8-7), April 7, 2019
<i>Had a Walk-Off Hit .....</i>	<i>Blakely Burch vs. East Tennessee State, Feb. 21, 2020</i>
<i>.....RBI single in the bottom of the 8th, Rachel Pennington scored</i>	
<i>.....Prior to that, Blakely Burch vs. Louisiana Tech, April 20, 2019</i>	
<i>.....2-run 2B in the bottom of the 7th, Rachel Rousseau and Samantha Loose scored</i>	
Had a Walk-Off Stolen base .....	Elicia D'Orazio vs. Lipscomb (2-1), Feb. 10, 2017
<i>.....Stole home in the bottom of the 8th inning</i>	
Pitched 10+ Innings .....	Jordan Dixon, 11.1 vs. Illinois NCAA Regionals, May 18, 2017
Struck Out 10+ Batters .....	Jordan Dixon, 10 at Virginia Tech, April 21, 2017
<i>Pitched a Shutout .....</i>	<i>Ashley Blessin vs. Akron (2), March 4, 2020</i>
<i>.....Players have done it 3x in 2020 (Ashley Blessin - 2, Laney Jones - 1)</i>	
Pitched a No-Hitter .....	Jordan Dixon vs. WKU C-USA Tourn., May 11, 2017
<i>Recorded 10+ Putouts.....</i>	<i>Aly Harrell, 11 at Norfolk State, March 1, 2020</i>
<i>.....Players have done it 4x in 2020 (Aly Harrell - 2, Haleigh Christopher - 2)</i>	
<i>Recorded 4-5 Assists.....</i>	<i>Ashley Blessin, 4 vs. Akron (2), March 4, 2020</i>
<i>.....Players have done it 6x in 2020</i>	
<i>Recorded 6+ Assists.....</i>	<i>Sierra Huerta, 7 vs. Delaware State, Feb. 28, 2020</i>
<i>.....Prior to that, Sierra Huerta, 6 vs. George Washington, May 16, 2019</i>	



**The Automated ScoreBook**  
**Overall Statistics for Marshall University (as of Mar 09, 2020)**  
**(All games Sorted by Batting avg)**

Record: 18-6 Home: 5-1 Away: 4-3 Neutral: 9-2 Conference: 0-0

Player	avg	gp-gs	ab	r	h	2b	3b	hr	rbi	tb	slg%	bb	hp	so	gdp	ob%	sf	sh	sb-att	po	a	e	fld%
43 HARRELL, Aly	.469	24-24	64	20	30	8	0	5	23	53	.828	22	6	2	0	.624	1	0	0-0	139	8	2	.987
16 PYE, Saige	.440	24-24	75	18	33	6	1	6	21	59	.787	11	2	5	2	.517	1	0	0-0	11	12	2	.920
23 STEVENSON, Mya	.405	24-24	74	23	30	3	1	12	36	71	.959	12	3	11	1	.506	0	0	1-3	10	2	1	.923
44 ADAMS, Katie	.386	20-18	57	7	22	5	0	2	15	33	.579	6	0	8	0	.444	0	0	1-1	67	5	2	.973
4 HUERTA, Sierra	.347	24-24	75	24	26	8	1	8	22	60	.800	5	5	8	1	.414	2	0	0-0	44	57	4	.962
3 BROWN, Armani	.333	24-24	69	11	23	0	0	0	7	23	.333	4	0	11	0	.370	0	3	3-4	34	30	5	.928
27 ROUSSEAU, Rachel	.325	24-24	83	20	27	5	0	2	8	38	.458	0	0	13	0	.325	0	0	9-9	38	2	0	1.000
55 BURCH, Blakely	.293	14-14	41	7	12	3	1	2	8	23	.561	2	2	7	0	.348	1	1	1-1	15	7	2	.917
1 CHELEMEN, Grace	.278	24-19	54	15	15	0	2	0	4	19	.352	8	1	9	0	.375	1	2	6-7	25	0	0	1.000
28 CHRISTOPHER, Haleigh	.259	21-18	54	8	14	2	0	6	17	34	.630	8	0	10	0	.355	0	0	0-0	56	3	1	.983
-----																							
17 LEE, Chloe	.250	15-3	8	7	2	0	0	0	0	2	.250	2	0	2	0	.400	0	0	0-1	8	2	1	.909
22 MYERS, Caitlin	.000	5-0	0	3	0	0	0	0	0	0	.000	0	0	0	0	.000	0	0	0-0	0	0	0	.000
21 PENNINGTON, Rachel	.000	19-0	0	11	0	0	0	0	0	0	.000	0	0	0	0	.000	0	0	0-3	0	0	0	.000
Totals	.358	24	654	174	234	40	6	43	161	415	.635	80	19	86	4	.439	6	6	21-29	455	160	21	.967
Opponents	.270	24	603	105	163	21	11	7	99	227	.376	73	15	116	2	.360	6	11	46-52	430	152	30	.951

LOB - Team (162), Opp (149). DPs turned - Team (4), Opp (8). IBB - Team (3), ADAMS, K. 2, HARRELL, A. 1.

**(All games Sorted by Earned run avg)**

Player	era	w-l	app	gs	cg	sho	sv	ip	h	r	er	bb	so	2b	3b	hr	b/avg	wp	hp	bks	sfa	sha
34 BLESSIN, Ashley	2.58	7-0	15	9	3	2/0	0	43.1	38	21	16	16	33	4	3	1	.229	2	5	0	0	1
40 JONES, Laney	3.62	8-2	18	12	4	1/0	4	67.2	71	41	35	30	61	8	3	4	.269	0	6	0	4	6
-----																						
15 HEABERLIN, Delaney	3.15	0-0	2	0	0	0/0	0	6.2	11	6	3	3	3	2	2	0	.355	0	0	0	1	0
5 STAUFFER, Megan	5.83	1-1	8	0	0	0/0	0	12.0	14	12	10	5	6	3	0	0	.269	1	0	0	0	2
77 WILLIAMSON, Kailee	6.36	2-3	9	3	1	0/0	0	22.0	29	25	20	19	13	4	3	2	.322	1	4	0	1	2
Totals	3.88	18-6	24	24	8	3/0	4	151.2	163	105	84	73	116	21	11	7	.270	4	15	0	6	11
Opponents	6.50	6-18	24	24	7	0/0	1	143.1	234	174	133	80	86	40	6	43	.358	7	19	0	6	6

PB - Team (1), ADAMS, K. 1, Opp (5). SBA/ATT - ADAMS, K. (28-31), JONES, L. (25-27), CHRISTOPHER (18-20), WILLIAMSON, K (8-9), BLESSIN, A. (7-9), STAUFFER, M. (4-4), HEABERLIN, D (2-3).

**The Automated ScoreBook**  
**Overall Statistics for Marshall University (as of Mar 09, 2020)**  
**(All games Sorted by Fielding pct)**

Player	c	po	a	e	fld%	dp	sba	csb	sba%	pb	ci
27 ROUSSEAU, Rachel	40	38	2	0	1.000	0	0	0	.000	0	0
1 CHELEMEN, Grace	25	25	0	0	1.000	0	0	0	.000	0	0
34 BLESSIN, Ashley	19	3	16	0	1.000	0	7	2	.778	0	0
77 WILLIAMSON, Kailee	7	3	4	0	1.000	1	8	1	.889	0	0
5 STAUFFER, Megan	7	0	7	0	1.000	0	4	0	1.000	0	0
40 JONES, Laney	6	1	5	0	1.000	0	25	2	.926	0	0
43 HARRELL, Aly	149	139	8	2	.987	4	0	0	.000	0	0
28 CHRISTOPHER, Haleigh	60	56	3	1	.983	0	18	2	.900	0	0
44 ADAMS, Katie	74	67	5	2	.973	0	28	3	.903	1	0
4 HUERTA, Sierra	105	44	57	4	.962	2	0	0	.000	0	0
3 BROWN, Armani	69	34	30	5	.928	2	0	0	.000	0	0
23 STEVENSON, Mya	13	10	2	1	.923	0	0	0	.000	0	0
16 PYE, Saige	25	11	12	2	.920	0	0	0	.000	0	0
55 BURCH, Blakely	24	15	7	2	.917	0	0	0	.000	0	0
17 LEE, Chloe	11	8	2	1	.909	0	0	0	.000	0	0
15 HEABERLIN, Delaney	2	1	0	1	.500	0	2	1	.667	0	0
22 MYERS, Caitlin	0	0	0	0	.000	0	0	0	.000	0	0
21 PENNINGTON, Rachel	0	0	0	0	.000	0	0	0	.000	0	0
Totals	636	455	160	21	.967	4	46	6	.885	1	0
Opponents	612	430	152	30	.951	8	21	8	.724	5	0

Hitting minimums - 1 Games 1 AB 1.0 AB/Game 1 TPA 1.0 TPA/Game

Pitching minimums - 1 Games 1 IP 1 BF 1.0 IP/Game



**The Automated ScoreBook**  
**Games Summary for Marshall University (as of Mar 09, 2020)**  
**(All games)**

<b>Score by innings</b>	<b>1</b>	<b>2</b>	<b>3</b>	<b>4</b>	<b>5</b>	<b>6</b>	<b>7</b>	<b>8</b>	<b>Total</b>
Marshall University	25	24	33	33	17	30	9	3	174
Opponents	17	9	18	18	22	15	4	2	105

**Record when ...**

Overall	18-6	After 4 leading	14-1
Conference	0-0	..... trailing	2-4
Non-Conference	18-6	..... tied	2-1
Home games	5-1	After 5 leading	9-1
Away games	4-3	..... trailing	4-5
Neutral site	9-2	..... tied	0-0
Day games	17-6	After 6 leading	8-1
Night games	1-0	..... trailing	2-4
vs Left starter	2-1	..... tied	0-0
vs Right starter	16-5		
1-Run games	5-1	Hit 0 home runs	1-3
2-Run games	1-1	... 1 home run	6-1
5+Run games	11-2	... 2+ home runs	11-2
Extra innings	1-0		
Shutouts	3-0	Opponent 0 home runs	13-5
		..... 1 home run	5-0
Scoring 0-2 runs	0-2	..... 2+ HRs	0-1
..... 3-5 runs	3-1		
..... 6-9 runs	12-3	Made 0 errors	8-3
..... 10+ runs	3-0	.... 1 error	8-0
		.... 2+ errors	2-3
Opponent 0-2 runs	7-0		
..... 3-5 runs	8-2	Opp. made 0 errors	7-2
..... 6-9 runs	3-1	..... 1 error	8-1
..... 10+ runs	0-3	..... 2+ errors	3-3
Scored in 1st inning	10-2	Out-hit opponent	15-1
Opp. scored in 1st	4-3	Out-hit by opponent	2-4
Scores first	14-3	Hits are tied	1-1
Opp. scores first	4-3		

**Record when team scores:**

Runs	0	1	2	3	4	5	6	7	8	9	10+
W-L	0-0	0-2	0-0	0-0	1-1	2-0	2-2	0-0	4-1	6-0	3-0

**Record when opponent scores:**

Runs	0	1	2	3	4	5	6	7	8	9	10+
W-L	3-0	4-0	0-0	4-0	3-0	1-2	1-1	0-0	2-0	0-0	0-3

**Record when leading after:**

Inn.	1	2	3	4	5	6
W-L	8-1	12-2	15-2	14-1	9-1	8-1

**Record when trailing after:**

Inn.	1	2	3	4	5	6
W-L	3-2	2-4	3-4	2-4	4-5	2-4

**Record when tied after:**

Inn.	1	2	3	4	5	6
W-L	7-3	4-0	0-0	2-1	0-0	0-0

Current winning streak: 1

Longest winning streak: 9

Longest losing streak: 2

Home attendance : 2500 ( 6 dates avg = 416 )

Away attendance : 2000 ( 18 dates avg = 111 )

Total attendance: 4500 ( 24 dates avg = 187 )

**The Automated ScoreBook**  
**Game Results for Marshall University (as of Mar 09, 2020)**  
**(All games)**

Date	Opponent		Score	Inns	Overall	Conference	Pitcher of record	Attend	Time
Feb 07, 2020	vs Saint Francis	L	4-5	7	0-1-0	0-0-0	WILLIAMSON,K (L 0-1)	123	2:44
Feb 07, 2020	vs Bucknell	w	9-4	7	1-1-0	0-0-0	JONES, L. (W 1-0)	78	2:40
Feb 09, 2020	at USC Upstate	w	5-3	7	2-1-0	0-0-0	JONES, L. (W 1-0)	176	2:50
Feb 14, 2020	vs Lipscomb	L	6-14	6	2-2-0	0-0-0	JONES, L. (L 2-1)	142	2:33
Feb 14, 2020	at Chattanooga	L	8-10	7	2-3-0	0-0-0	WILLIAMSON,K (L 0-2)	228	2:48
Feb 15, 2020	vs Ohio University	w	6-5	7	3-3-0	0-0-0	WILLIAMSON,K (W 1-2)	100	2:05
Feb 15, 2020	vs Tennessee Tech	w	6-1	7	4-3-0	0-0-0	JONES, L. (W 3-1)	100	2:00
Feb 16, 2020	vs Indiana State	w	9-1	5	5-3-0	0-0-0	JONES, L. (W 4-1)	87	1:42
Feb 21, 2020	vs East Tenn. State	w	5-4	(8)	6-3-0	0-0-0	BLESSIN, A. (W 1-0)	71	2:43
Feb 22, 2020	vs East Tenn. State	w	9-1	6	7-3-0	0-0-0	BLESSIN, A. (W 2-0)	200	1:47
Feb 22, 2020	at Kennesaw State	L	6-10	7	7-4-0	0-0-0	WILLIAMSON,K (L 1-2)	0	
Feb 23, 2020	vs Rhode Island	w	8-0	5	8-4-0	0-0-0	JONES, L. (W 5-1)	75	1:32
Feb 23, 2020	at Kennesaw State	L	1-5	7	8-5-0	0-0-0	STAUFFER, M. (L 0-1)	137	2:01
Feb 28, 2020	vs Delaware State	w	8-0	6	9-5-0	0-0-0	BLESSIN, A. (W 3-0)	50	1:34
Feb 28, 2020	at Hampton	w	12-3	5	10-5-0	0-0-0	JONES, L. (W 6-1)	75	1:40
Feb 29, 2020	vs Howard	w	9-8	7	11-5-0	0-0-0	BLESSIN, A. (W 4-0)	135	2:15
Feb 29, 2020	at Norfolk State	w	10-6	7	12-5-0	0-0-0	JONES, L. (W 7-1)	89	2:43
& Mar 01, 2020	at Norfolk State	w	14-4	6	13-5-0	0-0-0	STAUFFER, M. (W 1-1)	134	2:06
Mar 04, 2020	AKRON-1	w	8-3	7	14-5-0	0-0-0	JONES, L. (W 8-1)	325	1:53
Mar 04, 2020	AKRON-2	w	8-0	5	15-5-0	0-0-0	BLESSIN, A. (W 5-0)	325	1:35
Mar 07, 2020	BUCKNELL	w	4-3	7	16-5-0	0-0-0	BLESSIN, A. (W 6-0)	450	2:03
Mar 07, 2020	RUTGERS	w	9-8	7	17-5-0	0-0-0	WILLIAMSON,K (W 2-3)	450	2:23
Mar 08, 2020	BUCKNELL	L	1-6	7	17-6-0	0-0-0	JONES, L. (L 8-2)	475	1:45
Mar 08, 2020	RUTGERS	w	9-1	5	18-6-0	0-0-0	BLESSIN, A. (W 7-0)	475	1:23

() extra inning game



**The Automated ScoreBook**  
**Team Game-by-Game for Marshall University (as of Mar 09, 2020)**  
**Batting (All games)**

Date	Opponent	ab	r	h	rbi	2b	3b	hr	tb	bb	ibb	sb	cs	hbp	sac	sf	gdp	k	po	a	e	lob	avg
Feb 07	vs Saint Francis	28	4	6	4	3	0	0	9	7	0	0	0	2	0	0	0	6	21	7	2	12	.214
Feb 07	vs Bucknell	31	9	14	9	1	0	3	24	2	0	2	0	0	0	0	0	8	21	5	2	6	.339
Feb 09	at USC Upstate	29	5	10	5	2	0	3	21	5	0	0	1	4	1	0	1	7	21	4	1	13	.341
Feb 14	vs Lipscomb	23	6	5	6	0	0	2	11	3	0	1	1	2	0	0	0	5	17	7	5	4	.315
Feb 14	at Chattanooga	33	8	10	3	1	0	2	17	2	0	1	0	1	0	0	0	8	18	3	0	7	.312
Feb 15	vs Ohio University	30	6	10	5	1	0	1	14	1	0	0	0	1	0	0	0	3	21	8	1	8	.316
Feb 15	vs Tennessee Tech	28	6	9	6	2	0	1	14	1	0	0	0	1	0	0	0	1	21	4	0	6	.317
Feb 16	vs Indiana State	25	9	15	9	1	0	2	22	2	0	1	0	1	0	0	0	0	15	2	0	7	.348
Feb 21	vs East Tenn. State	33	5	11	4	3	2	0	18	2	0	1	0	0	0	0	0	3	24	11	1	9	.346
Feb 22	vs East Tenn. State	24	9	9	8	2	0	1	14	8	0	2	1	1	2	1	0	3	18	9	0	9	.349
Feb 22	at Kennesaw State	31	6	7	6	2	0	1	12	1	0	1	0	0	0	0	0	10	18	9	0	5	.337
Feb 23	vs Rhode Island	25	8	14	8	4	1	1	23	0	0	3	1	0	1	2	0	1	15	2	0	6	.353
Feb 23	at Kennesaw State	31	1	10	1	1	0	0	11	2	0	0	0	0	0	0	0	5	18	6	2	11	.350
Feb 28	vs Delaware State	27	8	13	8	2	0	5	30	3	0	0	2	0	0	0	0	2	18	10	1	6	.359
Feb 28	at Hampton	22	12	11	10	0	0	2	17	4	0	1	1	0	1	3	1	1	15	6	1	3	.367
Feb 29	vs Howard	26	9	8	8	1	0	1	12	7	0	3	0	1	0	0	1	3	21	8	1	7	.363
Feb 29	at Norfolk State	35	10	15	10	4	0	3	28	3	0	1	0	1	0	0	0	2	21	3	2	8	.368
Mar 01	at Norfolk State	33	14	13	13	0	1	4	27	3	0	0	0	0	0	0	1	2	18	12	1	4	.370
Mar 04	AKRON	26	8	9	8	2	1	3	22	6	1	1	0	0	0	0	0	0	21	7	0	6	.369
Mar 04	AKRON	21	8	9	8	1	0	2	16	7	0	0	0	2	0	0	0	2	15	8	0	10	.371
Mar 07	BUCKNELL	21	4	3	3	2	0	1	8	6	1	0	0	0	0	0	0	6	21	7	1	5	.363
Mar 07	RUTGERS	29	9	12	9	2	1	2	22	2	1	2	1	0	1	0	0	3	21	8	0	5	.365
Mar 08	BUCKNELL	24	1	3	1	1	0	0	4	2	0	0	0	0	0	0	0	5	21	9	0	4	.356
Mar 08	RUTGERS	19	9	8	9	2	0	3	19	1	0	1	0	2	0	0	0	0	15	5	0	1	.358
Totals		654	174	234	161	40	6	43	415	80	3	21	8	19	6	6	4	86	455	160	21	162	.358

The Automated ScoreBook  
Team Game-by-Game for Marshall University (as of Mar 09, 2020)  
Pitching (All games)

Date	Opponent	ip	h	r	er	bb	so	2b	3b	hr	wp	bk	hbp	dp	ibb	score	w-l	sv	era
Feb 07	vs Saint Francis	7.0	6	5	4	4	4	1	0	2	0	0	2	0	0	4-5	0-1	0	4.00
Feb 07	vs Bucknell	7.0	9	4	3	3	10	1	1	0	1	0	2	0	0	9-4	1-1	0	3.50
Feb 09	at USC Upstate	7.0	6	3	3	6	5	0	0	0	0	0	1	0	0	5-3	2-1	0	3.33
Feb 14	vs Lipscomb	5.2	13	14	7	7	4	2	1	0	0	0	0	0	0	6-14	2-2	0	4.46
Feb 14	at Chattanooga	6.0	11	10	10	8	7	1	0	0	0	0	0	0	0	8-10	2-3	0	5.79
Feb 15	vs Ohio University	7.0	10	5	5	4	3	2	2	0	0	0	0	0	0	6-5	3-3	1	5.65
Feb 15	vs Tennessee Tech	7.0	3	1	1	2	5	0	0	0	0	0	1	0	0	6-1	4-3	1	4.95
Feb 16	vs Indiana State	5.0	5	1	1	3	4	2	0	0	0	0	0	0	0	9-1	5-3	1	4.61
Feb 21	vs East Tenn. State	8.0	9	4	3	4	8	1	0	1	0	0	2	0	0	5-4	6-3	1	4.34
Feb 22	vs East Tenn. State	6.0	5	1	1	2	1	2	0	0	0	0	0	2	0	9-1	7-3	1	4.05
Feb 22	at Kennesaw State	6.0	11	10	10	5	4	0	3	0	1	0	1	0	0	6-10	7-4	1	4.69
Feb 23	vs Rhode Island	5.0	1	0	0	2	2	0	0	0	0	0	0	0	0	8-0	8-4	1	4.38
Feb 23	at Kennesaw State	6.0	8	5	5	5	3	1	2	0	0	0	0	0	0	1-5	8-5	1	4.49
Feb 28	vs Delaware State	6.0	1	0	0	1	4	0	0	0	0	0	0	1	0	8-0	9-5	1	4.18
Feb 28	at Hampton	5.0	7	3	2	0	5	1	0	1	0	0	0	0	0	12-3	10-5	1	4.11
Feb 29	vs Howard	7.0	13	8	4	1	3	0	0	0	0	0	1	1	0	9-8	11-5	2	4.10
Feb 29	at Norfolk State	7.0	7	6	3	2	10	2	0	0	0	0	0	0	0	10-6	12-5	2	4.03
Mar 01	at Norfolk State	6.0	6	4	4	1	3	1	0	1	1	0	0	0	0	14-4	13-5	2	4.06
Mar 04	AKRON	7.0	6	3	3	2	7	1	0	1	0	0	0	0	0	8-3	14-5	2	4.00
Mar 04	AKRON	5.0	2	0	0	1	4	1	0	0	1	0	1	0	0	8-0	15-5	2	3.84
Mar 07	BUCKNELL	7.0	5	3	0	4	8	0	2	0	0	0	0	0	0	4-3	16-5	3	3.64
Mar 07	RUTGERS	7.0	9	8	8	3	4	2	0	1	0	0	1	0	0	9-8	17-5	4	3.86
Mar 08	BUCKNELL	7.0	7	6	6	2	4	0	0	0	0	0	0	0	0	1-6	17-6	4	3.96
Mar 08	RUTGERS	5.0	3	1	1	1	4	0	0	0	0	0	3	0	0	9-1	18-6	4	3.88
Totals		151.2	163	105	84	73	116	21	11	7	4	0	15	4	0	174-105	18-6	4	3.88

**The Automated ScoreBook**  
**Opponent Game-by-Game for Marshall University (as of Mar 09, 2020)**  
**Batting (All games)**

Date	Opponent	ab	r	h	rbi	2b	3b	hr	tb	bb	ibb	sb	cs	hbp	sac	sf	gdp	k	po	a	e	lob	avg
Feb 07	vs Saint Francis	27	5	6	5	1	0	2	13	4	0	2	0	2	0	0	0	4	21	7	4	7	.222
Feb 07	vs Bucknell	30	4	9	3	1	1	0	12	3	0	5	0	2	0	0	0	10	18	5	0	10	.263
Feb 09	at USC Upstate	25	3	6	3	0	0	0	6	6	0	2	1	1	1	1	0	5	21	10	1	10	.256
Feb 14	vs Lipscomb	30	14	13	13	2	1	0	17	7	0	7	0	0	3	0	0	4	18	5	1	9	.304
Feb 14	at Chattanooga	28	10	11	10	1	0	0	12	8	0	0	0	0	1	0	0	7	21	6	4	9	.321
Feb 15	vs Ohio University	29	5	10	5	2	2	0	16	4	0	3	1	0	2	1	0	3	18	9	1	10	.325
Feb 15	vs Tennessee Tech	23	1	3	1	0	0	0	3	2	0	2	1	1	0	0	0	5	18	4	1	4	.302
Feb 16	vs Indiana State	20	1	5	1	2	0	0	7	3	0	2	0	0	0	0	0	4	12	4	0	7	.297
Feb 21	vs East Tenn. State	34	4	9	4	1	0	1	13	4	0	1	0	2	0	0	0	8	22	8	1	13	.293
Feb 22	vs East Tenn. State	20	1	5	1	2	0	0	7	2	0	0	0	0	0	0	0	1	18	9	1	3	.289
Feb 22	at Kennesaw State	28	10	11	10	0	3	0	17	5	0	4	0	1	0	0	0	4	21	2	3	6	.299
Feb 23	vs Rhode Island	16	0	1	0	0	0	0	1	2	0	0	0	0	0	0	0	2	14	4	1	3	.287
Feb 23	at Kennesaw State	26	5	8	5	1	2	0	13	5	0	1	1	0	0	1	0	3	21	4	0	9	.289
Feb 28	vs Delaware State	18	0	1	0	0	0	0	1	1	0	1	0	0	0	0	1	4	16	7	0	1	.277
Feb 28	at Hampton	20	3	7	3	1	0	1	11	0	0	1	0	0	1	0	0	5	15	5	4	3	.281
Feb 29	vs Howard	35	8	13	8	0	0	0	13	1	0	2	0	1	0	0	1	3	18	11	2	8	.289
Feb 29	at Norfolk State	30	6	7	3	2	0	0	9	2	0	4	0	0	0	0	0	10	21	8	1	5	.285
Mar 01	at Norfolk State	26	4	6	4	1	0	1	10	1	0	1	0	0	0	0	0	3	18	11	4	5	.282
Mar 04	AKRON	25	3	6	3	1	0	1	10	2	0	1	0	0	1	0	0	7	18	9	1	4	.280
Mar 04	AKRON	17	0	2	0	1	0	0	3	1	0	0	0	1	0	0	0	4	12	4	0	4	.274
Mar 07	BUCKNELL	26	3	5	3	0	2	0	9	4	0	2	1	0	0	0	0	8	18	2	0	6	.270
Mar 07	RUTGERS	28	8	9	7	2	0	1	14	3	0	3	0	1	1	1	0	4	18	9	0	5	.273
Mar 08	BUCKNELL	24	6	7	6	0	0	0	7	2	0	2	1	0	1	2	0	4	21	3	0	2	.274
Mar 08	RUTGERS	18	1	3	1	0	0	0	3	1	0	0	0	3	0	0	0	4	12	6	0	6	.270
Totals		603	105	163	99	21	11	7	227	73	0	46	6	15	11	6	2	116	430	152	30	149	.270

The Automated ScoreBook  
Opponent Game-by-Game for Marshall University (as of Mar 09, 2020)  
Pitching (All games)

Date	Opponent	ip	h	r	er	bb	so	2b	3b	hr	wp	bk	hbp	dp	ibb	score	w-l	sv	era
Feb 07	vs Saint Francis	7.0	6	4	2	7	6	3	0	0	0	0	2	0	0	5-4	1-0	0	2.00
Feb 07	vs Bucknell	6.0	14	9	9	2	8	1	0	3	0	0	0	0	0	4-9	1-1	0	5.92
Feb 09	at USC Upstate	7.0	10	5	4	5	7	2	0	3	0	0	4	1	0	3-5	1-2	0	5.25
Feb 14	vs Lipscomb	6.0	5	6	6	3	5	0	0	2	0	0	2	0	0	14-6	2-2	0	5.65
Feb 14	at Chattanooga	7.0	10	8	1	2	8	1	0	2	1	0	1	1	0	10-8	3-2	0	4.67
Feb 15	vs Ohio University	6.0	10	6	4	1	3	1	0	1	0	0	1	0	0	5-6	3-3	0	4.67
Feb 15	vs Tennessee Tech	6.0	9	6	2	1	1	2	0	1	0	0	1	0	0	1-6	3-4	0	4.36
Feb 16	vs Indiana State	4.0	15	9	9	2	0	1	0	2	0	0	1	0	0	1-9	3-5	0	5.29
Feb 21	vs East Tenn. State	7.1	11	5	3	2	3	3	2	0	1	0	0	1	0	4-5	3-6	0	4.97
Feb 22	vs East Tenn. State	6.0	9	9	8	8	3	2	0	1	0	0	1	0	0	1-9	3-7	0	5.39
Feb 22	at Kennesaw State	7.0	7	6	3	1	10	2	0	1	0	0	0	0	0	10-6	4-7	0	5.15
Feb 23	vs Rhode Island	4.2	14	8	6	0	1	4	1	1	0	0	0	0	0	0-8	4-8	0	5.39
Feb 23	at Kennesaw State	7.0	10	1	1	2	5	1	0	0	0	0	0	0	0	5-1	5-8	1	5.01
Feb 28	vs Delaware State	5.1	13	8	8	3	2	2	0	5	0	0	0	0	0	0-8	5-9	1	5.35
Feb 28	at Hampton	5.0	11	12	5	4	1	0	0	2	0	0	0	1	0	3-12	5-10	1	5.44
Feb 29	vs Howard	6.0	8	9	9	7	3	1	0	1	2	0	1	2	0	8-9	5-11	1	5.75
Feb 29	at Norfolk State	7.0	15	10	10	3	2	4	0	3	1	0	1	0	0	6-10	5-12	1	6.04
Mar 01	at Norfolk State	6.0	13	14	4	3	2	0	1	4	0	0	0	2	0	4-14	5-13	1	5.96
Mar 04	Akron	6.0	9	8	8	6	0	2	1	3	0	0	0	0	1	3-8	5-14	1	6.14
Mar 04	Akron	4.0	9	8	8	7	2	1	0	2	1	0	2	0	0	0-8	5-15	1	6.40
Mar 07	Bucknell	6.0	3	4	4	6	6	2	0	1	1	0	0	0	1	3-4	5-16	1	6.32
Mar 07	Rutgers	6.0	12	9	9	2	3	2	1	2	0	0	0	0	1	8-9	5-17	1	6.51
Mar 08	Bucknell	7.0	3	1	1	2	5	1	0	0	0	0	0	0	0	6-1	6-17	1	6.23
Mar 08	Rutgers	4.0	8	9	9	1	0	2	0	3	0	0	2	0	0	1-9	6-18	1	6.50
Totals		143.1	234	174	133	80	86	40	6	43	7	0	19	8	3	105-174	6-18	1	6.50



**The Automated ScoreBook**  
**Overall Statistics for Marshall University (as of Feb 16, 2020)**  
**(USC Upstate Classic Sorted by Batting avg)**

Record: 2-1 Home: 0-0 Away: 1-0 Neutral: 1-1 Conference: 0-0

Player	avg	gp-gs	ab	r	h	2b	3b	hr	rbi	tb	slg%	bb	hp	so	gdp	ob%	sf	sh	sb-att	po	a	e	fld%
4 HUERTA, Sierra	.556	3-3	9	3	5	1	0	3	4	15	1.667	2	0	1	1	.636	0	0	0-0	13	4	1	.944
43 HARRELL, Aly	.500	3-3	6	2	3	1	0	0	1	4	.667	4	3	0	0	.769	0	0	0-0	11	1	1	.923
44 ADAMS, Katie	.444	3-3	9	2	4	1	0	0	4	5	.556	2	0	2	0	.545	0	0	0-0	9	1	1	.909
27 ROUSSEAU, Rachel	.417	3-3	12	3	5	2	0	0	0	7	.583	0	0	4	0	.417	0	0	1-1	4	0	0	1.000
16 PYE, Saige	.364	3-3	11	1	4	1	0	1	4	8	.727	0	1	2	0	.417	0	0	0-0	2	0	0	1.000
23 STEVENSON, Mya	.333	3-3	9	2	3	0	0	1	2	6	.667	3	1	2	0	.538	0	0	0-0	2	1	1	.750
3 BROWN, Armani	.250	3-3	8	1	2	0	0	0	1	2	.250	1	0	4	0	.333	0	1	1-1	5	6	0	1.000
28 CHRISTOPHER, Haleigh	.222	3-2	9	0	2	0	0	0	0	2	.222	0	0	2	0	.222	0	0	0-0	10	0	1	.909
55 BURCH, Blakely	.167	3-3	12	2	2	0	0	1	2	5	.417	1	1	4	0	.286	0	0	0-0	4	0	0	1.000
-----																							
17 LEE, Chloe	.000	3-1	2	2	0	0	0	0	0	0	.000	1	0	0	0	.333	0	0	0-0	2	1	0	1.000
1 CHELEMEN, Grace	.000	3-0	1	0	0	0	0	0	0	0	.000	0	0	0	0	.000	0	0	0-0	0	0	0	.000
21 PENNINGTON, Rachel	.000	3-0	0	0	0	0	0	0	0	0	.000	0	0	0	0	.000	0	0	0-1	0	0	0	.000
Totals	.341	3	88	18	30	6	0	6	18	54	.614	14	6	21	1	.463	0	1	2-3	63	16	5	.940
Opponents	.256	3	82	12	21	2	1	2	11	31	.378	13	5	19	0	.386	1	1	9-10	60	22	5	.943

LOB - Team (31), Opp (27). DPs turned - Team (0), Opp (1).

**(USC Upstate Classic Sorted by Earned run avg)**

Player	era	w-l	app	gs	cg	sho	sv	ip	h	r	er	bb	so	2b	3b	hr	b/avg	wp	hp	bk	sfa	sha
40 JONES, Laney	2.74	2-0	2	1	0	0/0	0	7.2	10	4	3	4	9	0	1	0	.303	0	3	0	1	0
77 WILLIAMSON, Kailee	4.06	0-1	2	2	1	0/0	0	10.1	7	7	6	9	6	1	0	2	.189	0	2	0	0	1
-----																						
34 BLESSIN, Ashley	0.00	0-0	1	0	0	0/0	0	1.2	1	0	0	0	2	0	0	0	.200	0	0	0	0	0
5 STAUFFER, Megan	5.25	0-0	1	0	0	0/0	0	1.1	3	1	1	0	2	1	0	0	.429	1	0	0	0	0
Totals	3.33	2-1	3	3	1	0/0	0	21.0	21	12	10	13	19	2	1	2	.256	1	5	0	1	1
Opponents	5.25	1-2	3	3	1	0/0	0	20.0	30	18	15	14	21	6	0	6	.341	0	6	0	0	1

PB - Team (1), ADAMS, K. 1, Opp (1). SBA/ATT - ADAMS, K. (4-5), JONES, L. (5-5), CHRISTOPHER (5-5), WILLIAMSON, K (3-4), STAUFFER, M. (1-1).

**The Automated ScoreBook**  
**Overall Statistics for Marshall University (as of Feb 16, 2020)**  
**(Chattanooga Challenge Sorted by Batting avg)**

Record: 3-2 Home: 0-0 Away: 0-1 Neutral: 3-1 Conference: 0-0

Player	avg	gp-gs	ab	r	h	2b	3b	hr	rbi	tb	slg%	bb	hp	so	gdp	ob%	sf	sh	sb-att	po	a	e	fld%
43 HARRELL, Aly	.714	5-5	14	5	10	2	0	3	11	21	1.500	3	1	1	0	.778	0	0	0-0	19	4	0	1.000
16 PYE, Saige	.615	5-5	13	4	8	1	0	1	4	12	.923	3	1	0	0	.706	0	0	0-0	0	0	1	.000
3 BROWN, Armani	.533	5-5	15	3	8	0	0	0	0	8	.533	0	0	1	0	.533	0	0	0-0	7	2	2	.818
1 CHELEMEN, Grace	.308	5-4	13	3	4	0	0	0	0	4	.308	2	1	2	0	.438	0	0	0-0	9	0	0	1.000
23 STEVENSON, Mya	.294	5-5	17	5	5	0	0	3	8	14	.824	0	1	2	0	.333	0	0	0-1	5	0	0	1.000
44 ADAMS, Katie	.286	5-4	14	0	4	0	0	0	1	4	.286	0	0	2	0	.286	0	0	0-0	17	1	0	1.000
27 ROUSSEAU, Rachel	.250	5-5	16	4	4	0	0	0	2	4	.250	0	0	2	0	.250	0	0	3-3	6	0	0	1.000
55 BURCH, Blakely	.214	5-5	14	3	3	1	0	1	1	7	.500	1	1	2	0	.313	0	0	0-0	6	1	2	.778
4 HUERTA, Sierra	.188	5-5	16	3	3	1	0	0	2	4	.250	0	1	3	0	.235	0	0	0-0	9	9	0	1.000
28 CHRISTOPHER, Haleigh	.000	3-2	7	0	0	0	0	0	0	0	.000	0	0	2	0	.000	0	0	0-0	9	1	0	1.000
-----																							
21 PENNINGTON, Rachel	.000	4-0	0	4	0	0	0	0	0	0	.000	0	0	0	0	.000	0	0	0-0	0	0	0	.000
17 LEE, Chloe	.000	3-0	0	1	0	0	0	0	0	0	.000	0	0	0	0	.000	0	0	0-0	2	0	1	.667
Totals	.353	5	139	35	49	5	0	8	29	78	.561	9	6	17	0	.416	0	0	3-4	92	24	6	.951
Opponents	.323	5	130	31	42	7	3	0	30	55	.423	24	1	23	0	.429	1	6	14-16	87	28	7	.943

LOB - Team (32), Opp (39). DPs turned - Team (0), Opp (1).

**(Chattanooga Challenge Sorted by Earned run avg)**

Player	era	w-l	app	gs	cg	sho	sv	ip	h	r	er	bb	so	2b	3b	hr	b/avg	wp	hp	bk	sfa	sha
40 JONES, Laney	3.96	2-1	5	3	2	0/0	1	17.2	17	10	10	9	15	3	1	0	.258	0	1	0	0	3
34 BLESSIN, Ashley	4.42	0-0	3	1	0	0/0	0	6.1	8	6	4	6	5	1	1	0	.296	0	0	0	0	1
-----																						
15 HEABERLIN, Delaney	3.00	0-0	1	0	0	0/0	0	2.1	5	4	1	2	2	1	0	0	.385	0	0	0	0	0
5 STAUFFER, Megan	8.40	0-0	2	0	0	0/0	0	1.2	4	4	2	2	0	1	0	0	.444	0	0	0	0	2
77 WILLIAMSON, Kailee	18.38	1-1	2	1	0	0/0	0	2.2	8	7	7	5	1	1	1	0	.533	0	0	0	1	0
Totals	5.48	3-2	5	5	2	0/0	1	30.2	42	31	24	24	23	7	3	0	.323	0	1	0	1	6
Opponents	5.31	2-3	5	5	3	0/0	0	29.0	49	35	22	9	17	5	0	8	.353	1	6	0	0	0

SBA/ATT - ADAMS, K. (14-15), JONES, L. (7-8), BLESSIN, A. (2-3), HEABERLIN, D (2-2), WILLIAMSON,K (2-2), STAUFFER, M. (1-1).



**The Automated ScoreBook**  
**Overall Statistics for Marshall University (as of Feb 23, 2020)**  
**(Week 3 - Kennesaw State Sorted by Batting avg)**

Record: 3-2 Home: 0-0 Away: 0-2 Neutral: 3-0 Conference: 0-0

Player	avg	gp-gs	ab	r	h	2b	3b	hr	rbi	tb	slg%	bb	hp	so	gdp	ob%	sf	sh	sb-att	po	a	e	fld%
55 BURCH, Blakely	.467	5-5	15	2	7	2	1	0	5	11	.733	0	0	1	0	.438	1	1	1-1	5	6	0	1.000
43 HARRELL, Aly	.462	5-5	13	2	6	1	0	1	6	10	.769	6	0	1	0	.600	1	0	0-0	35	3	0	1.000
23 STEVENSON, Mya	.444	5-5	18	4	8	2	1	0	2	12	.667	0	1	3	0	.474	0	0	1-1	1	1	0	1.000
28 CHRISTOPHER, Haleigh	.417	4-3	12	4	5	0	0	2	7	11	.917	1	0	3	0	.462	0	0	0-0	10	1	0	1.000
16 PYE, Saige	.389	5-5	18	4	7	3	0	0	1	10	.556	1	0	1	0	.421	0	0	0-0	0	0	0	.000
27 ROUSSEAU, Rachel	.333	5-5	18	3	6	2	0	0	1	8	.444	0	0	2	0	.333	0	0	2-2	11	0	0	1.000
4 HUERTA, Sierra	.294	5-5	17	1	5	2	0	0	4	7	.412	1	0	2	0	.316	1	0	0-0	5	13	0	1.000
3 BROWN, Armani	.267	5-5	15	2	4	0	0	0	1	4	.267	1	0	3	0	.313	0	0	2-2	5	8	2	.867
1 CHELEMEN, Grace	.167	5-5	12	4	2	0	1	0	0	4	.333	3	0	3	0	.333	0	2	1-2	8	0	0	1.000
44 ADAMS, Katie	.167	2-2	6	0	1	0	0	0	0	1	.167	0	0	3	0	.167	0	0	0-0	9	0	0	1.000
-----																							
17 LEE, Chloe	.000	2-0	0	2	0	0	0	0	0	0	.000	0	0	0	0	.000	0	0	0-0	2	0	0	1.000
21 PENNINGTON, Rachel	.000	4-0	0	1	0	0	0	0	0	0	.000	0	0	0	0	.000	0	0	0-1	0	0	0	.000
Totals	.354	5	144	29	51	12	3	3	27	78	.542	13	1	22	0	.404	3	3	7-9	93	37	3	.977
Opponents	.274	5	124	20	34	4	5	1	20	51	.411	18	3	18	0	.377	1	0	6-7	96	27	6	.953

LOB - Team (40), Opp (34). DPs turned - Team (2), Opp (1).

**(Week 3 - Kennesaw State Sorted by Earned run avg)**

Player	era	w-l	app	gs	cg	sho	sv	ip	h	r	er	bb	so	2b	3b	hr	b/avg	wp	hp	bks	sfa	sha
40 JONES, Laney	2.39	1-0	4	3	1	1/0	0	14.2	14	6	5	9	12	1	1	1	.237	0	2	0	0	0
34 BLESSIN, Ashley	2.62	2-0	3	2	0	0/0	0	5.1	3	2	2	3	1	1	0	0	.176	0	0	0	0	0
-----																						
15 HEABERLIN, Delaney	3.23	0-0	1	0	0	0/0	0	4.1	6	2	2	1	1	1	2	0	.333	0	0	0	1	0
77 WILLIAMSON, Kailee	9.69	0-1	2	0	0	0/0	0	4.1	6	6	6	4	3	1	2	0	.353	1	1	0	0	0
5 STAUFFER, Megan	12.00	0-1	2	0	0	0/0	0	2.1	5	4	4	1	1	0	0	0	.385	0	0	0	0	0
Totals	4.29	3-2	5	5	1	1/0	0	31.0	34	20	19	18	18	4	5	1	.274	1	3	0	1	0
Opponents	4.59	2-3	5	5	2	0/0	1	32.0	51	29	21	13	22	12	3	3	.354	1	1	0	3	3

PB - Team (0), Opp (1). SBA/ATT - CHRISTOPHER (5-6), JONES, L. (3-3), WILLIAMSON,K (2-2), HEABERLIN, D (0-1), STAUFFER, M. (1-1), ADAMS, K. (1-1).

**The Automated ScoreBook**  
**Overall Statistics for Marshall University (as of Mar 01, 2020)**  
**(Week 4 - Pirate Classic Sorted by Batting avg)**

Record: 5-0 Home: 0-0 Away: 3-0 Neutral: 2-0 Conference: 0-0

Player	avg	gp-gs	ab	r	h	2b	3b	hr	rbi	tb	slg%	bb	hp	so	gdp	ob%	sf	sh	sb-att	po	a	e	fld%
23 STEVENSON, Mya	.571	5-5	14	6	8	1	0	4	11	21	1.500	4	0	1	1	.667	0	0	0-1	0	0	0	.000
4 HUERTA, Sierra	.533	5-5	15	10	8	1	0	4	9	21	1.400	2	1	0	0	.579	1	0	0-0	7	19	3	.897
44 ADAMS, Katie	.462	4-3	13	2	6	1	0	1	7	10	.769	1	0	0	0	.500	0	0	1-1	5	0	0	1.000
16 PYE, Saige	.444	5-5	18	5	8	0	0	3	10	17	.944	2	0	0	2	.476	1	0	0-0	4	3	1	.875
43 HARRELL, Aly	.429	5-5	14	7	6	2	0	0	2	8	.571	6	1	0	0	.619	0	0	0-0	34	0	1	.971
27 ROUSSEAU, Rachel	.421	5-5	19	5	8	1	0	1	1	12	.632	0	0	1	0	.421	0	0	0-0	6	1	0	1.000
1 CHELEMEN, Grace	.385	5-4	13	6	5	0	1	0	1	7	.538	1	0	2	0	.400	1	0	4-4	3	0	0	1.000
17 LEE, Chloe	.333	4-2	6	1	2	0	0	0	0	2	.333	1	0	2	0	.429	0	0	0-1	2	1	0	1.000
3 BROWN, Armani	.294	5-5	17	4	5	0	0	0	3	5	.294	1	0	3	0	.333	0	1	0-1	7	8	1	.938
28 CHRISTOPHER, Haleigh	.286	5-5	14	2	4	1	0	2	5	11	.786	2	0	1	0	.375	0	0	0-0	23	0	0	1.000
-----																							
22 MYERS, Caitlin	.000	3-0	0	2	0	0	0	0	0	0	.000	0	0	0	0	.000	0	0	0-0	0	0	0	.000
55 BURCH, Blakely	.000	1-1	0	0	0	0	0	0	0	0	.000	0	0	0	0	.000	0	0	0-0	0	0	0	.000
21 PENNINGTON, Rachel	.000	4-0	0	3	0	0	0	0	0	0	.000	0	0	0	0	.000	0	0	0-0	0	0	0	.000
Totals	.420	5	143	53	60	7	1	15	49	114	.797	20	2	10	3	.488	3	1	5-8	93	39	6	.957
Opponents	.264	5	129	21	34	4	0	2	18	44	.341	5	1	25	2	.296	0	1	9-9	88	42	11	.922

LOB - Team (28), Opp (22). DPs turned - Team (2), Opp (5).

**(Week 4 - Pirate Classic Sorted by Earned run avg)**

Player	era	w-l	app	gs	cg	sho	sv	ip	h	r	er	bb	so	2b	3b	hr	b/avg	wp	hp	bks	sfa	sha
40 JONES, Laney	3.39	2-0	3	2	0	0/0	1	10.1	13	9	5	2	12	3	0	1	.295	0	0	0	0	1
34 BLESSIN, Ashley	4.00	2-0	4	3	1	1/0	0	14.0	14	8	8	2	10	0	0	1	.246	1	1	0	0	0
-----																						
5 STAUFFER, Megan	0.00	1-0	1	0	0	0/0	0	3.2	1	0	0	0	1	1	0	0	.077	0	0	0	0	0
77 WILLIAMSON, Kailee	0.00	0-0	2	0	0	0/0	0	3.0	6	4	0	1	2	0	0	0	.400	0	0	0	0	0
Totals	2.94	5-0	5	5	1	1/0	1	31.0	34	21	13	5	25	4	0	2	.264	1	1	0	0	1
Opponents	8.59	0-5	5	5	0	0/0	0	29.1	60	53	36	20	10	7	1	15	.420	3	2	0	3	1

PB - Team (0), Opp (2). SBA/ATT - CHRISTOPHER (6-6), JONES, L. (5-5), BLESSIN, A. (3-3), ADAMS, K. (3-3), WILLIAMSON, K. (1-1).

**The Automated ScoreBook**  
**Overall Statistics for Marshall University (as of Mar 09, 2020)**  
**(Week 5 - Thundering Herd Round Robin Sorted by Batting avg)**

Record: 3-1 Home: 3-1 Away: 0-0 Conference: 0-0

Player	avg	gp-gs	ab	r	h	2b	3b	hr	rbi	tb	slg%	bb	hp	so	gdp	ob%	sf	sh	sb-att	po	a	e	fld%
23 STEVENSON, Mya	.417	4-4	12	3	5	0	0	3	11	14	1.167	1	0	3	0	.462	0	0	0-0	2	0	0	1.000
16 PYE, Saige	.400	4-4	10	3	4	0	0	1	1	7	.700	3	0	2	0	.538	0	0	0-0	3	7	0	1.000
4 HUERTA, Sierra	.364	4-4	11	6	4	3	1	0	2	9	.818	0	2	1	0	.462	0	0	0-0	8	6	0	1.000
44 ADAMS, Katie	.364	4-4	11	1	4	1	0	1	3	8	.727	1	0	1	0	.417	0	0	0-0	16	3	1	.950
43 HARRELL, Aly	.273	4-4	11	3	3	2	0	0	1	5	.455	2	0	0	0	.385	0	0	0-0	27	0	0	1.000
28 CHRISTOPHER, Haleigh	.222	4-4	9	1	2	1	0	1	2	6	.667	2	0	2	0	.364	0	0	0-0	4	1	0	1.000
27 ROUSSEAU, Rachel	.182	4-4	11	2	2	0	0	0	0	2	.182	0	0	3	0	.182	0	0	2-2	7	0	0	1.000
3 BROWN, Armani	.125	4-4	8	0	1	0	0	0	2	1	.125	1	0	0	0	.222	0	1	0-0	7	5	0	1.000
1 CHELEMEN, Grace	.100	4-4	10	1	1	0	0	0	0	1	.100	1	0	2	0	.182	0	0	1-1	4	0	0	1.000
-----																							
21 PENNINGTON, Rachel	.000	3-0	0	2	0	0	0	0	0	0	.000	0	0	0	0	.000	0	0	0-1	0	0	0	.000
22 MYERS, Caitlin	.000	1-0	0	0	0	0	0	0	0	0	.000	0	0	0	0	.000	0	0	0-0	0	0	0	.000
17 LEE, Chloe	.000	1-0	0	1	0	0	0	0	0	0	.000	0	0	0	0	.000	0	0	0-0	0	0	0	.000
Totals	.280	4	93	23	26	7	1	6	22	53	.570	11	2	14	0	.368	0	1	3-4	78	29	1	.991
Opponents	.250	4	96	18	24	2	2	1	17	33	.344	10	4	20	0	.336	3	2	7-9	69	20	0	1.000

LOB - Team (15), Opp (19). IBB - Team (2), ADAMS, K. 1, HARRELL, A. 1.

**(Week 5 - Thundering Herd Round Robin Sorted by Earned run avg)**

Player	era	w-l	app	gs	cg	sho	sv	ip	h	r	er	bb	so	2b	3b	hr	b/avg	wp	hp	bks	sfa	sha
34 BLESSIN, Ashley	1.27	2-0	3	2	1	0/0	0	11.0	10	5	2	4	11	1	2	0	.233	0	3	0	0	0
40 JONES, Laney	6.10	0-1	3	2	0	0/0	2	10.1	11	9	9	4	6	0	0	1	.297	0	0	0	3	1
-----																						
77 WILLIAMSON, Kailee	4.20	1-0	1	0	0	0/0	0	1.2	2	1	1	0	1	1	0	0	.333	0	1	0	0	1
5 STAUFFER, Megan	7.00	0-0	2	0	0	0/0	0	3.0	1	3	3	2	2	0	0	0	.100	0	0	0	0	0
Totals	4.04	3-1	4	4	1	0/0	2	26.0	24	18	15	10	20	2	2	1	.250	0	4	0	3	2
Opponents	7.00	1-3	4	4	1	0/0	0	23.0	26	23	23	11	14	7	1	6	.280	1	2	0	0	1

PB - Team (0), Opp (1). SBA/ATT - ADAMS, K. (5-6), JONES, L. (4-5), BLESSIN, A. (2-3), CHRISTOPHER (2-3), STAUFFER, M. (1-1).



**2020 Softball**  
**Saint Francis vs Marshall**  
**Feb 07, 2020 at Spartanburg, S.C (Cyrill Stadium)**

**Saint Francis 5 (1-0)**

**Marshall 4 (0-1)**

Player	ab	r	h	rbi	bb	so	po	a	lob	Player	ab	r	h	rbi	bb	so	po	a	lob
Nagle, Avery rf	4	1	0	0	0	0	1	0	2	BURCH, Blakely 3b	3	0	0	0	1	1	2	0	0
Saban, Mckenzie 2b	1	0	0	0	2	0	0	2	0	HARRELL, Aly 1b	1	0	1	1	2	0	4	1	0
Rousseau, Tayven c	4	1	1	1	0	1	6	0	0	PENNINGTON, Rachel pr	0	0	0	0	0	0	0	0	0
Marsden, Rachel ss	3	0	1	1	1	2	3	1	0	PYE, Saige lf	4	0	0	0	0	0	2	0	6
Barnes, Madeline 3b	4	1	1	1	0	0	1	3	5	STEVENSON, Mya rf	1	1	0	0	3	0	0	0	2
Crawford, Brittney lf	4	1	1	0	0	1	1	0	0	CHRISTOPHER, Haleigh dh	4	0	1	0	0	0	0	0	2
Bezjak, Allyn 1b	2	0	0	0	1	0	6	0	0	LEE, Chloe pr	0	1	0	0	0	0	0	0	0
Aubry, Lauren pr	0	0	0	0	0	0	0	0	0	ROUSSEAU, Rachel cf	4	1	0	0	0	2	0	0	0
Frank, Jordan cf	3	1	0	0	0	0	3	0	0	ADAMS, Katie c	4	1	3	3	0	0	4	0	1
Wruble, Ashley dh	2	0	2	2	0	0	0	0	0	HUERTA, Sierra 2b	3	0	1	0	1	0	5	3	1
Vesco, Grace p	0	0	0	0	0	0	0	1	0	BROWN, Armani ss	3	0	0	0	0	3	3	3	0
Totals	27	5	6	5	4	4	21	7	7	CHELEMEN, Grace ph	1	0	0	0	0	0	0	0	0
										WILLIAMSON, Kailee p	0	0	0	0	0	0	1	0	0
										Totals	28	4	6	4	7	6	21	7	12

Score by Innings	1	2	3	4	5	6	7	R	H	E
Saint Francis	0	0	1	1	0	1	2	5	6	4
Marshall	0	1	1	0	2	0	0	4	6	2

E - Nagle; Saban; Marsden; Crawford; HARRELL; ADAMS. LOB - SFU 7; MAR 12. 2B - Wruble; HARRELL; ADAMS; HUERTA. HR - Rousseau; Barnes. HBP - Saban; Wruble; BURCH; HARRELL. SB - Nagle; Saban.

Saint Francis	ip	h	r	er	bb	so	ab	bf	Marshall	ip	h	r	er	bb	so	ab	bf
Vesco, Grace	7.0	6	4	2	7	6	28	37	WILLIAMSON, Kailee	7.0	6	5	4	4	4	27	33

Win - Vesco (1-0). Loss - WILLIAMSON (0-1). Save - None.  
HBP - by Vesco (BURCH); by Vesco (HARRELL); by WILLIAMSON (Wruble); by WILLIAMSON (Saban).

Umpires - HP: Brian Rowe 1B: Amber DeWald  
Start: 5:00 pm Time: 2:44 Attendance: 123  
Weather: Hopefully Clear

**2020 Softball**  
**Marshall at USC Upstate**  
**Feb 09, 2020 at Spartanburg, S.C. (Cyrill Stadium)**

**Marshall 5 (2-1)**

**USC Upstate 3 (2-1)**

Player	ab	r	n	rbi	bb	so	po	a	lob	avg	Player	ab	r	h	rbi	bb	so	po	a	lob	avg
BURCH, Blakely 3b	5	1	1	2	0	2	0	0	4	.167	PRICE, Sarah ss	4	0	0	0	0	1	0	2	5	.182
HARRELL, Aly 1b	3	1	2	0	0	0	0	0	0	.500	SOTERAKIS, Marisa 3b	3	1	1	0	0	1	0	1	1	.286
PENNINGTON, Rachel pr	0	0	0	0	0	0	0	0	0	-	DOMINGUE, Tiffany 2b	4	1	2	0	0	0	3	3	0	.455
STEVENSON, Mya rf	4	1	1	2	0	1	1	0	1	.333	DORGAN, Alicia 1b	3	1	0	0	1	3	7	0	0	.444
PYE, Saige dh	3	0	2	0	0	1	0	0	0	.364	OAKES, Alyssa c	3	0	1	0	0	0	7	2	1	.250
CHELEMEN, Grace pr	0	0	0	0	0	0	0	0	0	.000	DARNELL, Peyton dh	1	0	1	0	2	0	0	0	0	.250
HUERTA, Sierra 2b	3	1	1	1	1	1	6	0	0	.556	TAYLOR, Truett pr	0	0	0	0	0	0	0	0	0	-
ADAMS, Katie c	2	0	0	0	2	1	5	1	3	.444	GARZA, Emily pr	0	0	0	0	0	0	0	0	0	-
ROUSSEAU, Rachel cf	4	0	3	0	0	0	3	0	3	.417	BERTOT, Bella ph	0	0	0	1	0	0	0	0	0	-
LEE, Chloe lf	2	1	0	0	1	0	1	0	0	.000	BARNES, Max rf	3	0	0	1	1	0	2	0	3	.571
CHRISTOPHER, Haleigh ph	1	0	0	0	0	1	0	0	2	.222	GRIGSBY, Savannah cf	2	0	1	1	1	0	0	0	0	.333
BROWN, Armani ss	2	0	0	0	1	0	1	2	0	.250	HILL, Erin p	0	0	0	0	1	0	0	1	0	.000
WILLIAMSON, Kailee p	0	0	0	0	0	0	0	1	0	-	SULLIVAN, Celina p	2	0	0	0	0	0	0	1	0	.000
JONES, Laney p	0	0	0	0	0	0	0	0	0	-	WILLIAMS, Dezi lf	0	0	0	0	0	0	2	0	0	.000
Totals	29	5	10	5	5	7	21	4	13		Totals	25	3	6	3	6	5	21	10	10	

Score by Innings	1	2	3	4	5	6	7	R	H	E
Marshall	0	0	2	0	1	0	2	5	10	1
USC Upstate	0	0	0	2	0	0	1	3	6	1

E - HUERTA(1); PRICE, S.(1). DP - UPST 1. LOB - MAR 13; UPST 10. 2B - PYE(1); ROUSSEAU(2). HR - BURCH(1); STEVENSON(1); HUERTA(3). HBP - HARRELL 2; STEVENSON; PYE; SOTERAKIS, M. SH - BROWN(1); OAKES, A.(1). SF - BERTOT, B.. SB - PRICE, S.(3); SOTERAKIS, M.(2). CS - PENNINGTON(1); DOMINGUE, T.(2).

Marshall	ip	h	r	er	bb	so	ab	bf	era	USC Upstate	ip	h	r	er	bb	so	ab	bf	era
WILLIAMSON, Kailee	3.1	1	2	2	5	2	10	16	4.06	HILL, Erin	3.0	4	2	2	1	3	12	17	1.68
JONES, Laney	3.2	5	1	1	1	3	15	18	2.74	SULLIVAN, Celina	4.0	6	3	2	4	4	17	22	2.33

Win - JONES (1-0). Loss - SULLIVAN, C. (0-1). Save - None.  
HBP - by HILL, E. (HARRELL); by HILL, E. (STEVENSON); by HILL, E. (PYE); by HILL, E. (HARRELL); by JONES (SOTERAKIS, M). PB - ADAMS(1); OAKES, A.(1).

Umpires - HP: Amber DeWald 1B: Brian Rowe  
Start: 4:30 Time: 2:50 Attendance: 176  
Weather: Cold and Sunny

**2020 Softball**  
**Bucknell vs Marshall**  
**Feb 07, 2020 at Spartanburg, S.C. (Cyrill Stadium)**

**Bucknell 4 (1-1)**

**Marshall 9 (1-1)**

Player	ab	r	h	rbi	bb	so	po	a	lob	avg	Player	ab	r	h	rbi	bb	so	po	a	lob	avg
Volpe, Allyse cf	3	0	0	1	1	2	1	0	2	.400	BURCH, Blakely 3b	4	1	1	0	0	1	2	0	2	.143
Knapp, Chase ss	4	1	2	1	0	0	0	1	0	.500	HARRELL, Aly 1b	2	1	0	0	2	0	3	0	0	.333
Wolfgang, Taylor 1b	2	0	1	0	1	1	7	0	0	.667	PENNINGTON, Rachel pr	0	0	0	0	0	0	0	0	0	-
Rivait, Nicole 3b	3	0	0	0	0	0	1	1	1	.333	STEVENSON, Mya rf	4	0	2	0	0	1	1	1	0	.400
Fairbanks, Ava dh	4	0	2	0	0	0	7	1	4	.429	PYE, Saige lf	4	1	2	4	0	1	0	0	1	.250
Lichtenwalner, Laure p	2	0	0	0	0	2	0	1	2	.000	LEE, Chloe lf	0	0	0	0	0	0	1	1	0	-
Burton, Kaiya p	0	0	0	0	0	0	0	0	0	-	CHELEMEN, Grace pr	0	0	0	0	0	0	0	0	0	.000
Baluch, Sarah c	3	1	1	0	1	1	0	0	0	-	CHRISTOPHER, Haleigh c	4	0	1	0	0	1	10	0	0	.250
DeRiso, Bella pr	0	0	0	0	0	0	0	0	0	-	ROUSSEAU, Rachel cf	4	2	2	0	0	2	1	0	3	.250
Lorberter, Kailyn 2b	4	0	1	0	0	2	1	1	1	.333	ADAMS, Katie dh	3	1	1	1	0	1	0	0	0	.571
Hom, Jess rf	3	2	2	1	0	1	1	0	0	.600	HUERTA, Sierra 2b	3	2	3	3	0	0	2	1	0	.667
Mariano, Halie lf	0	0	0	0	0	0	0	0	0	.000	BROWN, Armani ss	3	1	2	1	0	1	1	1	0	.333
Baglivo, Tara lf	2	0	0	0	0	1	0	0	0	.000	JONES, Laney p	0	0	0	0	0	0	0	0	0	-
Totals	30	4	9	3	3	10	18	5	10		STAUFFER, Megan p	0	0	0	0	0	0	0	1	0	-
											BLESSIN, Ashley p	0	0	0	0	0	0	0	0	0	-
											Totals	31	9	14	9	2	8	21	5	6	

Score by Innings	1	2	3	4	5	6	7	R	H	E
Bucknell	1	0	0	2	0	1	0	4	9	0
Marshall	0	2	5	0	0	2	X	9	14	2

E - STEVENSON(1); CHRISTOPHER(1). LOB - BUCKNELL 10; MAR 6. 2B - Knapp(1); ROUSSEAU(1). 3B - Hom(1). HR - PYE(1); HUERTA 2(2). HBP - Wolfgang; Rivait. SB - Volpe(4); Knapp 2(2); Wolfgang(1); Hom(1); ROUSSEAU(1); BROWN(1).

Bucknell	ip	h	r	er	bb	so	ab	bf	era	Marshall	ip	h	r	er	bb	so	ab	bf	era
Lichtenwalner, Laure	2.2	8	7	7	1	1	15	16	18.37	JONES, Laney	4.0	5	3	2	3	6	18	23	-
Burton, Kaiya	3.1	6	2	2	1	7	16	17	-	STAUFFER, Megan	1.1	3	1	1	0	2	7	7	-
										BLESSIN, Ashley	1.2	1	0	0	0	2	5	5	-

Win - JONES (1-0). Loss - Lichtenwalne (0-1). Save - None.  
WP - STAUFFER. HBP - by JONES (Wolfgang); by JONES (Rivait).

Umpires - HP: Scott Conrly 1B: Brian Rowe  
Start: 8:10 Time: 2:40 Attendance: 78  
Weather: Cold

**The Automated ScoreBook**  
**Marshall University vs Lipscomb**  
**Feb 14, 2020 at Chattanooga, Tenn. (Frost Stadium)**

**Marshall University 6 (2-2)**

**Lipscomb 14 (3-1)**

Player	ab	r	h	rbi	bb	so	po	a	lob	Player	ab	r	h	rbi	bb	so	po	a	lob
HUERTA, Sierra 2b	3	1	0	0	0	1	4	1	1	VETULA, AMY 2b	5	3	5	4	0	0	3	1	0
HARRELL, Aly 1b	1	2	1	3	2	0	4	2	0	WARD, PEYTON ss	3	2	2	1	1	0	2	2	3
STEVENSON, Mya rf	3	1	1	3	0	1	0	0	0	TURNER, CAITLIN rf	3	0	0	0	2	1	1	0	0
ADAMS, Katie c	3	0	0	0	0	2	4	0	1	RICH, KAMRIE c	5	0	2	4	0	0	5	2	3
PYE, Saige lf/3b	1	0	0	0	1	0	0	0	0	PAULSON, KELLY pr	0	1	0	0	0	0	0	0	0
LEE, Chloe lf	0	0	0	0	0	0	2	0	0	WOODSIDE, KAITLYN dh	1	0	0	0	1	1	0	0	0
BURCH, Blakely 3b	3	0	0	0	0	1	0	1	1	BROWN, JESSIE pr/dh	1	3	0	0	1	0	0	0	0
CHELEMEN, Grace lf	0	0	0	0	0	0	0	0	0	WARD, PEYTON 3b	2	1	0	1	1	1	2	0	1
CHRISTOPHER, Haleigh dh	3	0	0	0	0	0	0	0	0	ENDRIS, JENNA 1b	3	1	2	2	1	1	4	0	0
ROUSSEAU, Rachel cf	3	1	1	0	0	0	0	0	1	DAVIS, ABBY cf	2	1	1	0	0	0	0	0	0
BROWN, Armani ss	3	1	2	0	0	0	2	1	0	MONTOYA, ASHLEY ph	1	0	0	0	0	0	0	0	0
JONES, Laney p	0	0	0	0	0	0	0	1	0	LEEBRICK, PRESLEY lf	4	2	1	1	0	0	1	0	1
STAUFFER, Megan p	0	0	0	0	0	0	0	1	0	GRAY, MEGAN p	0	0	0	0	0	0	0	0	0
BLESSIN, Ashley p	0	0	0	0	0	0	0	0	0	Totals	30	14	13	13	7	4	18	5	9
HEABERLIN, Delaney p	0	0	0	0	0	0	1	0	0										
Totals	23	6	5	6	3	5	17	7	4										

**The Automated ScoreBook**  
**Marshall University at Chattanooga**  
**Feb 14, 2020 at Chattanooga, Tenn. (Frost Stadium)**

**Marshall University 8 (2-3)**

**Chattanooga 10 (2-1)**

Player	ab	r	h	rbi	bb	so	po	a	lob
STEVENSON, Mya rf	4	2	1	1	0	0	0	0	0
HARRELL, Aly 1b	3	0	1	0	1	2	0	2	
PENNINGTON, Rachel pr	0	1	0	0	0	0	0	0	
HUERTA, Sierra 2b	4	1	1	0	2	0	1	0	
PYE, Saige dh	3	2	3	2	1	0	0	0	
ROUSSEAU, Rachel cf	4	1	0	0	0	1	1	0	2
BURCH, Blakely 3b	4	1	1	0	0	2	0	1	
CHRISTOPHER, Haleigh c	3	0	0	0	2	9	1	0	
ADAMS, Katie ph	1	0	0	0	0	0	0	0	
CHELEMEN, Grace lf	3	0	2	0	0	1	3	0	0
BROWN, Armani ss	4	0	1	0	0	1	1	0	2
WILLIAMSON, Kailee p	0	0	0	0	0	0	0	0	
STAUFFER, Megan p	0	0	0	0	0	0	0	0	
JONES, Laney p	0	0	0	0	0	0	0	0	
BLESSIN, Ashley p	0	0	0	0	0	0	1	0	
Totals	33	8	10	3	2	8	18	3	7

Player	ab	r	h	rbi	bb	so	po	a	lob
Coltharp ss	4	1	2	1	1	2	3	2	0
Lewis 2b	0	1	0	0	1	0	1	0	0
Armour pr	1	0	0	0	0	1	0	0	3
Lynch ph/2b	2	0	0	0	0	1	0	0	3
Walker rf	4	2	4	0	0	0	1	0	0
Grider pr	0	0	0	0	0	0	0	0	0
Sturdivant 1b	2	1	1	0	1	0	6	1	0
Swantic pr	0	1	0	0	0	0	0	0	0
Kazerooni dh	2	1	1	2	1	1	0	0	0
Casanas, Ja. pr	1	1	0	0	0	0	0	0	0
Corum 3b	4	1	1	2	0	0	1	0	1
Weissenbach lf	4	1	2	4	0	1	0	0	2
Luna c	0	0	0	0	1	0	5	0	0
Swafford ph/c	2	0	0	0	1	0	3	0	0
Kruse cf	1	0	0	1	2	1	0	0	0
Andrews ph	1	0	0	0	0	0	0	0	0
Hudson p	0	0	0	0	0	0	1	3	0
Totals	28	10	11	10	8	7	21	6	9

Score by Innings	1	2	3	4	5	6	7	R	H	E
Marshall University	2	0	6	0	0	0	0	8	10	0
Chattanooga	5	0	0	5	0	0	X	10	11	4

E - Coltharp(1); Corum(2); Luna 2. DP - UTC 1. LOB - MAR 7; UTC 9. 2B - BURCH, B.(1); Corum(1). HR - STEVENSON,M.(3); PYE, S.(2). HBP - CHELEMEN, G.. SH - Sturdivant(1). SB - ROUSSEAU, R.(3).

Marshall University	ip	h	r	er	bb	so	ab	bf
WILLIAMSON, Kailee	0.2	5	6	6	4	0	7	11
STAUFFER, Megan	0.0	1	0	0	2	0	1	3
JONES, Laney	3.0	3	4	4	2	4	11	14
BLESSIN, Ashley	2.1	2	0	0	0	3	9	9

Chattanooga	ip	h	r	er	bb	so	ab	bf
Hudson	7.0	10	8	1	2	8	33	36

Win - Hudson (2-0). Loss - WILLIAMSON,K (0-2). Save - None.  
 WP - Hudson(1). HBP - by Hudson (CHELEMEN, G.).

Umpires - HP: Mike Herz 1B: Allen Hardy 3B: David Jolley  
 Start: 2:08pm Time: 2:48 Attendance: 228  
 Weather: 46 degrees, sunny  
 STAUFFER, M. faced 3 batters in the 1st.

**The Automated ScoreBook**  
**Tennessee Tech vs Marshall University**  
**Feb 15, 2020 at Chattanooga, Tenn. (Field #1)**

**Tennessee Tech 1 (5-4)**

**Marshall University 6 (4-3)**

Player	ab	r	h	rbi	bb	so	po	a	lob
LOVE-BAKER, Sydney ss	3	0	0	0	0	1	2	1	1
LOWERY, Jessie lf	2	1	1	0	1	0	3	0	0
BRYSON, Haeli p	3	0	0	0	0	0	0	0	0
LEWIS, Raleigh 1b	3	0	1	0	0	0	5	0	0
TRIMIAR, Alexis 2b	3	0	1	0	0	1	0	1	0
NYSTEAD, Nicole c	2	0	0	1	1	1	1	0	0
RICHTER, Hannah c	0	0	0	0	0	0	0	0	0
GRIMES, Paxton 3b	3	0	0	0	0	1	0	2	2
CALDWELL, Chandler rf	2	0	0	0	0	1	5	0	1
DURARD, Kendall dh	0	0	0	0	0	0	0	0	0
TEMPLE, KaDedra dh	2	0	0	0	0	0	0	0	0
McCULLEY, Beth cf	0	0	0	0	0	0	2	0	0
Totals	23	1	3	1	2	5	18	4	4

Player	ab	r	h	rbi	bb	so	po	a	lob
CHELEMEN, Grace lf	3	1	0	0	1	0	2	0	0
HARRELL, Aly 1b	4	1	4	4	0	0	3	0	0
LEE, Chloe pr	0	1	0	0	0	0	0	0	0
STEVENSON, Mya rf	4	0	1	0	0	0	3	0	0
PYE, Saige dh	3	0	2	2	0	0	0	0	0
ROUSSEAU, Rachel cf	3	0	0	0	0	1	0	0	5
HUERTA, Sierra ss	3	0	0	0	0	0	3	2	0
ADAMS, Katie c	3	0	1	0	0	0	5	1	0
PENNINGTON, Rachel pr	0	1	0	0	0	0	0	0	0
BURCH, Blakely 3b	2	1	1	0	0	0	2	0	0
BROWN, Armani 2b	2	1	0	0	0	0	3	1	1
CHRISTOPHER, Haleigh ph	1	0	0	0	0	0	0	0	0
JONES, Laney p	0	0	0	0	0	0	0	0	0
Totals	28	6	9	6	1	1	21	4	6

Score by Innings	1	2	3	4	5	6	7	R	H	E
Tennessee Tech	0	0	0	1	0	0	0	1	3	1
Marshall University	0	0	1	0	1	4	X	6	9	0

E - GRIMES, LOB - TTU 4; Marshall 6. 2B - HARRELL, A.(3); PYE, S.(2). HR - HARRELL, A.(3). HBP - CALDWELL;  
 BURCH, B.. SB - RICHTER; CALDWELL. CS - BRYSON.

Tennessee Tech	ip	h	r	er	bb	so	ab	bf
BRYSON, Haeli	6.0	9	6	2	1	1	28	30

Marshall University	ip	h	r	er	bb	so	ab	bf
JONES, Laney	7.0	3	1	1	2	5	23	26

Win - JONES, L. (3-1). Loss - BRYSON (2-3). Save - None.  
 HBP - by JONES, L. (CALDWELL); by BRYSON (BURCH, B.).

Umpires -  
 Start: 4:30 pm Time: 2:00 Attendance: 100  
 Weather: The sun is out but not hot

**The Automated ScoreBook**  
**Ohio University vs Marshall University**  
**Feb 15, 2020 at Chattanooga, Tenn. (Field #2)**

**Ohio University 5 (1-8)**

**Marshall University 6 (3-3)**

Player	ab	r	h	rbi	bb	so	po	a	lob
ENGLANT, Allie cf	3	1	2	0	1	0	0	0	0
DAWE, Alexis dh	2	1	0	0	2	0	0	0	0
YUN, Katie ss	4	1	2	1	0	0	1	6	0
TROUTMAN, Molly 2b/3b	3	1	1	0	1	1	0	1	1
HEIDORN, Ava rf	4	1	2	3	0	0	1	0	2
SPACEK, Carol 1b	4	0	1	0	0	0	7	0	2
RICE, Brooke c	1	0	0	1	0	0	3	0	0
HOLLAND, Alexa lf	3	0	2	0	0	0	2	0	0
BERNARD, Sophia ph	1	0	0	0	0	0	0	0	0
FOGUE, Caitlin 3b	1	0	0	0	0	0	0	0	2
LARSON, Sydney 2b	3	0	0	0	0	2	4	2	2
THORNHILL, Baylie p	0	0	0	0	0	0	0	0	0
KOHL, Mackensie p	0	0	0	0	0	0	0	0	0
Totals	29	5	10	5	4	3	18	9	10

Player	ab	r	h	rbi	bb	so	po	a	lob
CHELEMEN, Grace lf	4	1	2	0	1	0	0	0	0
HARRELL, Aly 1b	3	1	2	4	0	0	7	2	0
LEE, Chloe pr	0	0	0	0	0	0	0	0	0
STEVENSON, Mya rf	4	0	0	0	1	0	0	3	0
PYE, Saige dh	3	0	1	0	1	0	0	0	0
PENNINGTON, Rachel pr	0	1	0	0	0	0	0	0	0
ADAMS, Katie c	4	0	1	0	0	0	4	0	3
HUERTA, Sierra 2b/ss	3	1	0	0	0	0	2	4	0
ROUSSEAU, Rachel cf	3	1	2	1	0	0	4	0	0
BURCH, Blakely 3b	3	0	0	0	0	1	1	0	0
BROWN, Armani ss/2b	3	1	2	0	0	0	1	0	2
BLESSIN, Ashley p	0	0	0	0	0	0	1	2	0
WILLIAMSON, Kailee p	0	0	0	0	0	0	1	0	0
JONES, Laney p	0	0	0	0	0	0	0	0	0
Totals	30	6	10	5	1	3	21	8	8

Score by Innings	1	2	3	4	5	6	7	R	H	E
Ohio University	0	0	1	0	4	0	0	5	10	1
Marshall University	1	2	1	0	0	2	X	6	10	1

E - TROUTMAN, M.; BROWN, A.. LOB - OHIO 10; Marshall 8. 2B - HEIDORN, A.; SPACEK, C.; HARRELL, A.. 3B - HEIDORN, A.; HOLLAND, A.. HR - HARRELL, A.. HBP - HARRELL, A.. SH - RICE,B. 2. SF - RICE,B.. SB - ENGLANT, A.; HOLLAND, A. 2. CS - ENGLANT, A..

Ohio University	ip	h	r	er	bb	so	ab	bf
THORNHILL, Baylie	2.1	5	4	2	1	3	14	16
KOHL, Mackensie	3.2	5	2	2	0	0	16	16

Marshall University	ip	h	r	er	bb	so	ab	bf
BLESSIN, Ashley	4.0	6	4	4	3	2	18	22
WILLIAMSON, Kailee	2.0	3	1	1	1	1	8	10
JONES, Laney	1.0	1	0	0	0	0	3	4

Win - WILLIAMSON,K (1-2). Loss - KOHL, M. (0-1). Save - JONES, L. (1).  
 HBP - by THORNHILL, B (HARRELL, A.).

Umpires -  
 Start: 1:30 pm Time: 2:05 Attendance: 100  
 Weather: Sunny but still a little chill  
 BLESSIN, A. faced 3 batters in the 5th.

**The Automated ScoreBook**  
**Indiana State vs Marshall University**  
**Feb 16, 2020 at Chattanooga, Tenn. (Frost Stadium)**

**Indiana State 1 (3-6)**

**Marshall University 9 (5-3)**

Player	ab	r	h	rbi	bb	so	po	a	lob
Leslie Sims 2b	2	1	1	0	1	0	1	1	0
Becky Malchow cf	3	0	0	0	0	0	1	1	0
Amanda Guercio 1b	3	0	0	0	0	1	2	0	0
Bella Peterson rf	2	0	2	1	1	0	2	1	0
Annie Tokarek c	3	0	0	0	0	1	0	0	3
Lexie Siwek 3b	2	0	2	0	0	0	1	0	0
Mallory Marsicek dh/ss	2	0	0	0	0	1	0	1	0
Olivia Patton lf	1	0	0	0	0	1	1	0	0
Becky Gibbs ph/lf	0	0	0	0	1	0	2	0	0
Grace Hunger ss	1	0	0	0	0	0	2	0	1
TeAnn Bringle ph/dh	1	0	0	0	0	0	0	0	3
Gabbi Schnaiter p	0	0	0	0	0	0	0	0	0
Abbey Kruzal p	0	0	0	0	0	0	0	0	0
Totals	20	1	5	1	3	4	12	4	7

Player	ab	r	h	rbi	bb	so	po	a	lob
CHELEMEN, Grace lf	3	1	0	0	1	0	4	0	6
HARRELL, Aly 1b	3	1	2	0	0	0	3	0	0
PENNINGTON, Rachel pr	0	1	0	0	0	0	0	0	0
PYE, Saige dh	3	2	2	0	0	0	0	0	0
STEVENSON, Mya rf	2	2	2	4	0	0	2	0	0
ADAMS, Katie c	3	0	2	1	0	0	4	0	0
ROUSSEAU, Rachel cf	3	1	1	1	0	0	1	0	0
HUERTA, Sierra ss	3	0	2	2	0	0	0	1	0
BURCH, Blakely 3b	2	1	1	1	1	0	1	0	0
BROWN, Armani 2b	3	0	3	0	0	0	0	0	0
JONES, Laney p	0	0	0	0	0	0	0	1	0
Totals	25	9	15	9	2	0	15	2	7

**The Automated ScoreBook**  
**East Tenn. State vs Marshall University**  
**Feb 21, 2020 at Kennesaw, GA (Bailey Park)**

**East Tenn. State 4 (3-8)**

**Marshall University 5 (6-3)**

Player	ab	r	h	bb	so	po	a	lob	Player	ab	r	h	rbi	bb	so	po	a	lob
Kelly Warren rf	4	1	1	0	1	2	0	0	CHELEMEN, Grace cf	4	0	1	0	0	1	1	0	0
Julia Fritz 1b	5	0	1	0	0	0	9	0	HARRELL, Aly 1b	2	0	1	0	2	0	9	2	0
Nikki Grupp 3b	5	0	1	0	0	1	0	2	PYE, Saige dh	4	1	1	0	0	0	0	0	4
Makenna Helton cf	3	0	0	0	0	0	2	0	LEE, Chloe pr/rf	0	1	0	0	0	0	0	0	0
Andrea Sarhatt lf	4	0	2	2	0	0	3	0	STEVENSON, Mya rf	4	1	2	1	0	0	0	0	0
Ashton Hill dh	2	0	0	0	2	1	0	0	ADAMS, Katie c	4	0	1	0	0	0	1	8	0
Kasidy Dunn 2b	3	0	0	0	0	2	1	1	PENNINGTON, Rachel pr	0	1	0	0	0	0	0	0	0
Jordan Durbin 2b	1	1	0	0	0	1	0	0	HUERTA, Sierra ss	4	0	2	1	0	0	1	2	0
Kylie Toler c	3	1	2	2	0	1	3	1	ROUSSEAU, Rachel lf	4	0	1	1	0	0	3	0	1
Anissa Avila ph	1	0	0	0	0	1	0	0	BURCH, Blakely 3b	4	1	2	1	0	0	1	3	2
Lauren Lee ss	3	1	2	0	1	0	2	2	BROWN, Armani 2b	3	0	0	0	0	0	1	1	4
Kelly Schmidt p	0	0	0	0	0	0	0	1	JONES, Laney p	0	0	0	0	0	0	0	0	0
Taylor Boling p	0	0	0	0	0	0	0	1	BLESSIN, Ashley p	0	0	0	0	0	0	0	0	0
Totals	34	4	9	4	4	8	22	8	Totals	33	5	11	4	2	3	24	11	9

Score by Innings	1	2	3	4	5	6	7	8	R	H	E
East Tenn. State	0	0	2	0	0	0	0	2	4	9	1
Marshall University	0	0	0	1	0	0	1	3	5	11	1

Note: 1 out; 2 runners LOB when the game ended.

E - T. Boling(1); BROWN, A.(3). DP - ETSU 1. LOB - ETSU 13; MAR 9. 2B - K. Toler(2); PYE, S.(3); HUERTA, S.(3);  
 ROUSSEAU, R.(3). 3B - CHELEMEN, G.(1); BURCH, B.(1). HR - K. Toler(1). HBP - M. Helton 2. SB - A. Sarhatt(2);  
 STEVENSON, M.(1).

East Tenn. State	ip	h	r	er	bb	so	ab	bf	Marshall University	ip	h	r	er	bb	so	ab	bf
Kelly Schmidt	5.0	6	1	1	1	2	20	21	JONES, Laney	7.0	9	4	3	4	8	31	37
Taylor Boling	2.1	5	4	2	1	1	13	14	BLESSIN, Ashley	1.0	0	0	0	0	0	3	3

Win - BLESSIN, A. (1-0). Loss - T. Boling (1-3). Save - None.

WP - T. Boling(3). HBP - by JONES, L. (M. Helton); by JONES, L. (M. Helton).

Umpires - HP: Mark Larson 1B: David Pace 3B: Dewane Shumate

Start: 2:15 Time: 2:43 Attendance: 71

Weather: Cold and Partly Cloudy

JONES, L. faced 3 batters in the 8th.

**The Automated ScoreBook**  
**Marshall University vs East Tenn. State**  
**Feb 22, 2020 at Kennesaw, Ga. (Bailey Park)**

**Marshall University 9 (7-3)**

**East Tenn. State 1 (4-9)**

Player	ab	r	h	rbi	bb	so	po	a	lob	Player	ab	r	h	rbi	bb	so	po	a	lob
HARRELL, Aly 1b	1	1	0	0	3	0	11	0	1	Kelly Warren rf	3	0	2	0	0	0	0	0	0
STEVENSON, Mya rf	3	2	1	0	0	0	1	0	2	Makenna Helton cf	2	0	0	0	1	0	1	0	0
PYE, Saige dh	3	2	3	0	1	0	0	0	0	Nikki Grupp 3b	3	0	1	0	0	0	0	5	0
PENNINGTON, Rachel pr	0	0	0	0	0	0	0	0	0	Julia Fritz 1b	2	0	0	0	1	0	6	1	1
HUERTA, Sierra ss	2	0	0	1	1	0	1	3	0	Lili Bowen dh	2	0	0	0	0	0	0	0	0
ADAMS, Katie c	2	0	0	0	2	1	0	2	2	Andrea Sarhatt lf	2	1	1	0	0	0	1	0	0
CHRISTOPHER, Haleigh ph/c	2	2	2	4	0	0	0	0	0	Kylie Toler c	2	0	1	1	0	1	3	1	1
ROUSSEAU, Rachel lf	4	2	2	0	0	0	1	0	0	Anissa Avila pr	0	0	0	0	0	0	0	0	0
CHELEMEN, Grace cf	1	0	0	0	2	0	0	0	0	Jordan Durbin 2b	2	0	0	0	0	0	4	1	0
BURCH, Blakely 3b	3	0	1	3	0	0	2	1	3	Lauren Lee ss	2	0	0	0	0	0	3	1	1
BROWN, Armani 2b	3	0	0	0	1	1	0	2	1	MacKenzie Dyson p	0	0	0	0	0	0	0	0	0
BLESSIN, Ashley p	0	0	0	0	0	0	0	2	0	Allison Farr p	0	0	0	0	0	0	0	0	0
WILLIAMSON, Kailee p	0	0	0	0	0	0	1	1	0	Totals	20	1	5	1	2	1	18	9	3
Totals	24	9	9	8	8	3	18	9	9										

Score by Innings	1	2	3	4	5	6	R	H	E
Marshall University	0	1	0	4	0	4	9	9	0
East Tenn. State	0	0	0	0	1	0	1	5	1

E - N. Grupp(3). DP - MAR 2. LOB - MAR 9; ETSU 3. 2B - STEVENSON, M.(2); BURCH, B.(3); N. Grupp(2); K. Toler(4).  
 HR - CHRISTOPHER(2). HBP - STEVENSON, M.. SH - CHELEMEN, G.(2); BURCH, B.(2). SF - HUERTA, S.(2). SB - ROUSSEAU,  
 R. 2(8). CS - CHELEMEN, G.(2).

Marshall University	ip	h	r	er	bb	so	ab	bf	East Tenn. State	ip	h	r	er	bb	so	ab	bf
BLESSIN, Ashley	4.1	3	1	1	2	1	14	16	MacKenzie Dyson	4.0	4	5	4	7	3	15	24
WILLIAMSON, Kailee	1.2	2	0	0	0	0	6	6	Allison Farr	2.0	5	4	4	1	0	9	12

Win - BLESSIN, A. (2-0). Loss - M. Dyson (1-3). Save - None.

HBP - by M. Dyson (STEVENSON, M.).

Umpires - HP: Dewane Shumate 1B: Mark Larson 3B: Jimmy Cranford

Start: 3:00 Time: 1:47 Attendance: 200

Weather: sweater weather

**The Automated ScoreBook**  
**Marshall University at Kennesaw State**  
**Feb 22, 2020 at Kennesaw, Ga. (Bailey Park)**

**Marshall University 6**

**Kennesaw State 10**

Player	ab	r	h	rbi	bb	so	po	a	lob	Player	ab	r	h	rbi	bb	so	po	a	lob
HARRELL, Aly 1b	4	0	2	2	0	0	8	0	0	Thomason cf	3	1	0	0	0	1	1	0	0
STEVENSON, Mya rf	4	0	1	0	0	2	0	1	4	Dickey lf	3	2	1	0	1	0	1	0	0
PYE, Saige dh	4	1	0	0	0	1	0	0	0	Florence 2b	4	1	2	1	0	1	0	0	0
HUERTA, Sierra ss	4	1	0	0	0	2	1	2	0	Sales c	3	1	1	2	1	0	10	0	0
CHRISTOPHER, Haleigh c	4	1	2	3	0	2	4	0	0	Summey pr	0	1	0	0	0	0	0	0	0
ROUSSEAU, Rachel lf	3	0	0	0	0	1	1	0	1	Lee 3b	3	2	2	2	1	0	1	0	0
CHELEMEN, Grace cf	2	2	0	0	1	0	1	0	0	Solorzano 1b	3	0	2	1	1	0	2	0	0
BURCH, Blakely 3b	3	0	1	0	0	1	1	2	0	Villa pr	0	0	0	0	0	0	0	0	0
BROWN, Armani 2b	3	1	1	1	0	1	1	2	0	Greep rf	3	1	1	0	1	0	2	0	4
JONES, Laney p	0	0	0	0	0	0	1	0	0	Cates dh	3	1	1	3	0	0	0	0	2
STAUFFER, Megan p	0	0	0	0	0	0	0	1	0	Alexander ss	2	0	0	0	0	2	4	1	0
WILLIAMSON, Kailee p	0	0	0	0	0	0	0	1	0	Williams ph	1	0	1	1	0	0	0	0	0
Totals	31	6	7	6	1	10	18	9	5	Bennett p	0	0	0	0	0	0	0	1	0
										Totals	28	10	11	10	5	4	21	2	6

Score by Innings	1	2	3	4	5	6	7	R	H	E
Marshall University	3	0	0	2	0	1	0	6	7	0
Kennesaw State	2	0	2	0	4	2	X	10	11	3

E - Dickey; Lee 2. LOB - MAR 5; KSU 6. 2B - HARRELL, A.; STEVENSON, M.. 3B - Dickey; Lee; Cates. HR -  
 CHRISTOPHER. HBP - Thomason. SB - BROWN, A.; Thomason; Florence; Summey; Lee.

Marshall University	ip	h	r	er	bb	so	ab	bf	Kennesaw State	ip	h	r	er	bb	so	ab	bf
JONES, Laney	1.0	4	2	2	0	0	7	7	Bennett	7.0	7	6	3	1	10	31	32
STAUFFER, Megan	2.1	3	2	2	1	1	10	11									
WILLIAMSON, Kailee	2.2	4	6	6	4	3	11	16									

Win - None. Loss - None. Save - None.

WP - WILLIAMSON, K. HBP - by WILLIAMSON, K. (Thomason).

Umpires - HP: Tonya Cash 1B: David Pace 3B: Ramonte Chapman

Start: 5:30 Time: Attendance:

Weather: first day with no rain in 4evr

**The Automated ScoreBook**  
**Rhode Island vs Marshall University**  
**Feb 23, 2020 at Kennesaw, Ga. (Bailey Park)**

**Rhode Island 0 (4-9)**

**Marshall University 8 (8-4)**

Player	ab	r	h	rbi	bb	so	po	a	lob	Player	ab	r	h	rbi	bb	so	po	a	lob
MUSSELWHITE, Faith c	2	0	0	0	0	0	1	1	1	HARRELL, Aly 1b	3	1	2	4	0	1	3	0	0
HOLLAND, Caleigh rf	2	0	0	0	0	0	1	0	0	PENNINGTON, Rachel pr	0	0	0	0	0	0	0	0	0
CASTILLO, Ari ss	2	0	1	0	0	0	1	2	0	STEVENSON, Mya rf/dh	3	1	2	0	0	0	0	0	0
YEAGER, Erika 1b	2	0	0	0	0	1	4	0	0	PYE, Saige dh	3	0	3	1	0	0	0	0	0
FENBERT, Abby dh	2	0	0	0	0	0	0	0	1	LEE, Chloe pr/rf	0	1	0	0	0	0	2	0	0
VILLARREAL, Sami cf	1	0	0	0	1	1	4	0	0	CHRISTOPHER, Haleigh c	3	1	1	0	0	0	2	0	2
ZINGERMAN, Rachel lf	1	0	0	0	1	0	3	0	0	HUERTA, Sierra ss	3	0	2	2	0	0	0	2	1
SWENSON, Cassie 2b	2	0	0	0	0	0	0	1	0	ROUSSEAU, Rachel lf	3	1	1	0	0	0	2	0	1
ROBLES, Erica 3b	2	0	0	0	0	0	0	0	1	CHELEMEN, Grace cf	2	1	0	0	0	0	3	0	0
GUNDERSON, Sarah p	0	0	0	0	0	0	0	0	0	BURCH, Blakely 3b	2	1	1	1	0	0	1	0	1
Totals	16	0	1	0	2	2	14	4	3	BROWN, Armani 2b	3	1	2	0	0	0	2	0	0
										JONES, Laney p	0	0	0	0	0	0	0	0	0
										Totals	25	8	14	8	0	1	15	2	6

Score by Innings	1	2	3	4	5	R	H	E
Rhode Island	0	0	0	0	0	0	1	1
Marshall University	1	3	0	3	1	8	14	0

Note: 2 outs, 1 runner LOB when the game ended.

E - SWENSON(1). LOB - URI 3; Marshall 6. 2B - PYE, S. 2(5); HUERTA, S.(4); ROUSSEAU, R.(4). 3B -  
 STEVENSON, M.(1). HR - HARRELL, A.(4). SH - CHELEMEN, G.(2). SF - HARRELL, A.(1); BURCH, B.(1). SB - CHE



Weather: 44. P. Cloudy. Winds NW @13

Umpires -  
Start: 2:55 pm Time: 1:35 Attendance: 325  
Weather: Clouds returned and a breeze  
FRIGYES faced 5 batters in the 5th.

**The Automated ScoreBook**  
**Bucknell at Marshall University**  
**Mar 07, 2020 at Huntington, W.Va. (Dot Hicks Field)**

**Bucknell 3 (6-10)**

**Marshall University 4 (16-5)**

Player	ab	r	h	rbi	bb	so	po	a	lob
Volpe, Allyse cf	3	0	1	0	1	1	0	0	
Knapp, Chase rf	4	1	0	0	0	2	2	0	1
Rivait, Nicole 3b	3	1	0	0	1	0	1	0	1
Wolfgang, Taylor c	2	0	0	0	1	1	6	0	0
Aleman, Marisa 1b	3	1	1	0	0	0	1	0	0
Mariano, Halie ss	3	0	2	3	0	1	1	1	1
Fairbanks, Ava dh	2	0	0	0	0	2	0	0	1
Baluch, Sarah dh	1	0	0	0	0	0	0	0	0
Lorberter, Kailyn lf	3	0	0	0	0	1	3	0	2
Hom, Jess 2b	2	0	1	0	1	0	3	0	0
Burton, Kaiya p	0	0	0	0	0	0	0	1	0
Geffert, Raeanne p	0	0	0	0	0	0	0	0	0
Totals	26	3	5	3	4	8	18	2	6

Score by Innings	1	2	3	4	5	6	7	R	H	E
Bucknell	3	0	0	0	0	0	0	3	5	0
Marshall University	2	0	2	0	0	0	X	4	3	1

E - ADAMS, K.(2). LOB - BUCKNELL 6; Marshall 5. 2B - HARRELL, A.(7); HUERTA, S.(6). 3B - Volpe(2); Mariano(1).  
 HR - ADAMS, K.(2). SB - Volpe(12); Knapp(4). CS - Hom(1).

Bucknell	ip	h	r	er	bb	so	ab	bf
Burton, Kaiya	4.2	3	4	4	6	4	17	23
Geffert, Raeanne	1.1	0	0	0	0	2	4	4

Marshall University	ip	h	r	er	bb	so	ab	bf
BLESSIN, Ashley	6.0	5	3	0	3	7	23	26
JONES, Laney	1.0	0	0	0	1	1	3	4

Win - BLESSIN, A. (6-0). Loss - Burton (2-2). Save - JONES, L. (3).  
 WP - Burton(5). PB - Wolfgang(2).

Umpires -  
 Start: 12:30 pm Time: 2:03 Attendance: 450  
 Weather: The sun is out

**The Automated ScoreBook**  
**Bucknell at Marshall University**  
**Mar 08, 2020 at Huntington, W.Va. (Dot Hicks Field)**

**Bucknell 6 (8-10)**

**Marshall University 1 (17-6)**

Player	ab	r	h	rbi	bb	so	po	a	lob
Volpe, Allyse cf	3	1	1	0	1	0	3	0	0
Knapp, Chase rf	3	0	0	1	0	1	2	0	0
Rivait, Nicole 3b	2	0	0	1	0	0	1	1	0
Wolfgang, Taylor c	2	1	1	1	1	0	6	0	0
Aleman, Marisa 1b	3	1	1	0	0	2	5	0	1
Lorberter, Kailyn lf	2	0	0	0	0	0	2	0	0
Mariano, Halie ss	3	1	1	1	0	0	1	0	0
Baluch, Sarah dh	3	0	1	0	0	0	0	0	0
Baglivo, Tara pr	0	1	0	0	0	0	0	0	0
Hom, Jess 2b	3	1	2	2	0	1	0	2	0
Geffert, Raeanne p	0	0	0	0	0	0	1	0	0
Totals	24	6	7	6	2	4	21	3	2

Player	ab	r	h	rbi	bb	so	po	a	lob
HUERTA, Sierra ss	3	0	0	0	0	0	1	2	1
HARRELL, Aly 1b	2	0	1	0	1	0	8	0	0
PENNINGTON, Rachel pr	0	1	0	0	0	0	0	0	0
STEVENSON, Mya rf	3	0	0	0	0	1	2	0	0
PYE, Saige 3b	3	0	1	0	0	1	1	3	0
MYERS, Caitlin pr	0	0	0	0	0	0	0	0	0
ADAMS, Katie dh	3	0	1	1	0	0	0	0	1
ROUSSEAU, Rachel lf	3	0	0	0	0	1	0	0	0
CHRISTOPHER, Haleigh c	3	0	0	0	0	1	4	1	2
CHELEMEN, Grace cf	3	0	0	0	0	1	2	0	0
BROWN, Armani 2b	1	0	0	0	1	0	3	2	0
JONES, Laney p	0	0	0	0	0	0	0	0	0
STAUFFER, Megan p	0	0	0	0	0	0	0	1	0
Totals	24	1	3	1	2	5	21	9	4

Score by Innings	1	2	3	4	5	6	7	R	H	E
Bucknell	0	3	0	0	3	0	0	6	7	0
Marshall University	0	0	0	1	0	0	0	1	3	0

LOB - BUCKNELL 2; Marshall 4. 2B - HARRELL, A.(8). SH - Lorberter(3). SF - Knapp(2); Rivait(1). SB - Volpe(13);  
 Mariano(2). CS - Hom(2).

Bucknell	ip	h	r	er	bb	so	ab	bf
Geffert, Raeanne	7.0	3	1	1	2	5	24	26

Marshall University	ip	h	r	er	bb	so	ab	bf
JONES, Laney	4.2	7	6	6	2	2	17	22
STAUFFER, Megan	2.1	0	0	0	0	2	7	7

Win - Geffert (5-7). Loss - JONES, L. (8-2). Save - None.

Umpires -  
 Start: 12:07 pm Time: 1:45 Attendance: 475  
 Weather: Ahhh the sun feels good

**The Automated ScoreBook**  
**Rutgers at Marshall University**  
**Mar 07, 2020 at Huntington, W.Va. (Dot Hicks Field)**

**Rutgers 8 (9-12)**

**Marshall University 9 (17-5)**

Player	ab	r	h	rbi	bb	so	po	a	lob
Aleah Marra 2b	4	1	1	2	0	0	4	3	1
Taylor Fawcett cf	1	2	0	0	2	0	0	0	0
Gabrielle Callaway 1b	4	1	2	0	0	5	0	2	
Mya Mancini pr	0	1	0	0	0	0	0	0	0
Payton Lincavage 3b	4	0	2	3	0	1	2	0	
Kiana Workman ss	4	0	0	0	2	4	2	0	
Anyssa Iliopoulos lf	3	1	1	2	0	0	0	1	
Katie Wingert c	4	0	1	0	0	0	3	1	1
Jane Owens pr	0	1	0	0	0	0	0	0	0
Ashley Hitchcock dh/p	2	0	2	0	1	0	0	0	0
Cambria Keefer pr	0	1	0	0	0	0	0	0	0
Hailey Hoklotubbe rf	2	0	0	0	0	1	1	0	0
Corah Price p	0	0	0	0	0	0	1	0	0
Totals	28	8	9	7	3	4	18	9	5

Player	ab	r	h	rbi	bb	so	po	a	lob
HARRELL, Aly 1b	3	2	1	1	1	0	9	0	0
HUERTA, Sierra ss	4	2	2	1	0	0	3	1	3
STEVENSON, Mya rf/dh	4	1	2	4	0	0	1	0	0
PYE, Saige 3b	4	1	2	1	0	0	0	0	3
ADAMS, Katie c	4	0	1	0	0	0	4	0	0
PENNINGTON, Rachel pr	0	0	0	0	0	0	0	0	0
ROUSSEAU, Rachel lf	3	1	1	0	0	0	1	3	0
CHRISTOPHER, Haleigh dh	3	0	1	0	0	1	0	0	0
LEE, Chloe dh/rf	0	1	0	0	0	0	0	0	0
CHELEMEN, Grace cf	2	1	1	0	1	0	1	0	0
BROWN, Armani 2b	2	0	1	2	0	0	0	1	2
JONES, Laney p	0	0	0	0	0	0	0	1	0
STAUFFER, Megan p	0	0	0	0	0	0	0	0	0
BLESSIN, Ashley p	0	0	0	0	0	0	0	0	0
WILLIAMSON, Kailee p	0	0	0	0	0	0	0	1	0
Totals	29	9	12	9	2	3	21	8	5

Score by Innings	1	2	3	4	5	6	7	R	H	E
Rutgers	0	0	0	2	4	1	1	8	9	0
Marshall University	0	0	3	1	0	5	X	9	12	0

LOB - RU 5; Marshall 5. 2B - Lincavage, P(6); Wingert, K(1); HUERTA, S.(7); CHRISTOPHER(2). 3B - HUERTA, S.(1).  
 HR - Iliopoulos(5); STEVENSON, M.(10); PYE, S.(6). HBP - Fawcett, T. SH - Hoklotubbe, H(2); BROWN, A.(3). SF -  
 Iliopoulos(2). SB - Fawcett, T(5); Mancini, M(2); Keefer, C(2); ROUSSEAU, R.(8); CHELEMEN, G.(6). CS -  
 PENNINGTON, R(3).

Rutgers	ip	h	r	er	bb	so	ab	bf
Corah Price	5.2	12	9	9	2	3	28	31
Ashley Hitchcock	0.1	0	0	0	0	0	1	1

Marshall University	ip	h	r	er	bb	so	ab	bf
JONES, Laney	4.2	4	3	3	1	3	17	19
STAUFFER, Megan	0.2	1	3	3	2	0	3	5
BLESSIN, Ashley	0.0	2	1	1	0	0	2	2
WILLIAMSON, Kailee	1.2	2	1	1	0	1	6	8

Win - WILLIAMSON, K (2-3). Loss - Price, C (2-5). Save - JONES, L. (4).  
 HBP - by WILLIAMSON, K (Fawcett, T).

Umpires -  
 Start: 3:10 pm Time: 2:23 Attendance: 450  
 Weather: Sun is out but it is cool  
 BLESSIN, A. faced 2 batters in the 5th.

**The Automated ScoreBook**  
**Rutgers at Marshall University**  
**Mar 08, 2020 at Huntington, W.Va. (Dot Hicks Field)**

**Rutgers 1 (9-14)**

**Marshall University 9 (18-6)**

Player	ab	r	h	rbi	bb	so	po	a	lob
Aleah Marra 2b	3	1	1	0	0	1	0	2	0
Gabrielle Callaway 1b	0	0	0	0	1	0	5	0	0
Mya Mancini pr	0	0	0	0	0	0	0	0	0
Payton Lincavage 3b	2	0	1	1	0	0	0	0	0
Kiana Workman ss	3	0	0	0	0	1	3	2	1
Katie Wingert c	2	0	1	0	0	0	1	0	2
Taylor Fawcett cf	2	0	0	0	0	1	2	1	3
Anyssa Iliopoulos lf	2	0	0	0	0	0	0	0	0
Aleah Randazzo lf	0	0	0	0	0	0	1	0	0
Ashley Hitchcock dh	1	0	0	0	0	0	0	0	0
Courtney Wilde ph	1	0	0	0	0	1	0	0	0
Hailey Hoklotubbe rf	2	0	0	0	0	0	0	0	0
Jaden Vickers p	0	0	0	0	0	0	0	1	0
Corah Price p	0	0	0	0	0	0	0	0	0
Totals	18	1	3	1	1	4	12	6	6

Player	ab	r	h	rbi	bb	so	po	a	lob
HARRELL, Aly 1b	3	0	0	0	0	0	5	0	0
HUERTA, Sierra ss	1	3	1	0	0	0	0	2	1
PYE, Saige 3b	2	1	1	0	1	0	1	0	0
PENNINGTON, Rachel pr	0	1	0	0	0	0	0	0	0
STEVENSON, Mya rf	3	2	3	7	0	0	0	0	0
ADAMS, Katie c	2	0	1	0	0	0	4	0	0
ROUSSEAU, Rachel lf	2	1	1	0	0	0	2	0	0
CHRISTOPHER, Haleigh dh	2	1	1	2	0	0	0	0	0
CHELEMEN, Grace cf	2	0	0	0	0	0	0	0	0
BROWN, Armani 2b	2	0	0	0	0	0	1	1	0
BLESSIN, Ashley p	0	0	0	0	0	0	0	3	0
Totals	19	9	8	9	1	0	15	5	1

Score by Innings	1	2	3	4	5	R	H	E
Rutgers	0	0	1	0	0	1	3	0
Marshall University	1	0	3	2	3	9	8	0

LOB - RU 6; Marshall 1. 2B - HUERTA, S.(8); ADAMS, K.(5). HR - STEVENSON, M. 2(12); CHRISTOPHER(6). HBP -  
 Callaway, G 2; Lincavage, P; HUERTA, S. 2. SB - ROUSSEAU, R.(9).

Rutgers	ip	h	r	er	bb	so	ab	bf
Jaden Vickers	3.0	6	6	6	0	0	14	16
Corah Price	1.0	2	3	3	1	0	5	6

Marshall University	ip	h	r	er	bb	so	ab	bf
BLESSIN, Ashley	5.0	3	1	1	1	1	4	18

Win - BLESSIN, A. (7-0). Loss - Vickers, J (2-5). Save - None.  
 HBP - by BLESSIN, A. (Callaway, G); by BLESSIN, A. (Lincavage, P); by Vickers, J (HUERTA, S.); by BLESSIN, A.  
 (Callaway, G); by Vickers, J (HUERTA, S.).

Umpires -  
 Start: 2:30 pm Time: 1:23 Attendance: 475





## 1 Sophomore - Grace Chelemen-UT | Woodhaven, Michigan

### Career Highs

At-Bats: 4 (4x) last at Norfolk State 3/1/20  
Runs: 2 (3x) last at Norfolk State 3/10/20  
Hits: 2 (5x) last vs. vs. Akron 3/4/20  
RBI: 3 vs. Akron 3/4/20  
Doubles:  
Triples: 1 (2x) last at Norfolk State 3/1/20  
Home Runs:  
Walks: 2 vs. ETSU 2/22/20  
SB: 2 vs. Howard 2/29/20

### Season Highs

At-Bats: 4 (4x) last at Norfolk State 3/1  
Runs: 2 (3x) last at Norfolk State 3/10  
Hits: 2 (5x) last vs. vs. Akron 3/4  
RBI: 3 vs. Akron 3/4  
Doubles:  
Triples: 1 (2x) last at Norfolk State 3/1  
Home Runs:  
Walks: 2 vs. ETSU 2/22  
SB: 2 vs. Howard 2/29

### Career/Season

2+ Hit Games: 5/5  
2+ SB Games: 1/1  
2+ Runs Games: 3/3  
2+ RBI Games: 1/1  
2+ BB Games: 1/1  
1.000 Avg. Games (at least 2-2):  
Hitting Streaks 5+ Games:  
Hitting Streaks 10+ Games:  
Career Long Hitting Streak: 4  
Season/Current Hit Streak: 4/0  
Career Long OB Streak: 9  
Season/Current OB Streak: 9/0

### Michigan stats

#### Career Hitting Statistics

	AVG	GP	GS	AB	R	H	2B	3B	HR	RBI	SLG%	BB	HBP	SO	GDP	OB%	SF	SH	SB	PO	A	E	FLD%
2019	.143	36	1	7	10	1	0	0	0	0	.143	2	1	3	0	.400	0	0	3	0	0	0	.000
Total	.143	36	1	7	10	1	0	0	0	0	.143	2	1	3	0	.400	0	0	3	0	0	0	.000

#1 CHELEMEN, Grace - 24 games (All games)

Date	Opponent	Pos	AB	R	H	RBI	2B	3B	HR	BB	SB	CS	HBP	SAC	SF	GDP	K	PO	A	E	Avg
Feb 07	vs Saint Francis	ph	1	0	0	0	0	0	0	0	0	0	0	0	0	0	0	0	0	0	.000
Feb 07	vs Bucknell	pr/of	0	0	0	0	0	0	0	0	0	0	0	0	0	0	0	0	0	0	.000
Feb 09	at USC Upstate	pr	0	0	0	0	0	0	0	0	0	0	0	0	0	0	0	0	0	0	.000
Feb 14	vs Lipscomb	of	0	0	0	0	0	0	0	0	0	0	0	0	0	0	0	0	0	0	.000
Feb 14	at Chattanooga	*of	3	0	2	0	0	0	0	0	0	0	0	1	0	0	1	3	0	0	.500
Feb 15	vs Ohio University	*of	4	1	2	0	0	0	0	0	0	0	0	0	0	0	1	0	0	0	.500
Feb 15	vs Tennessee Tech	*of	3	1	0	0	0	0	0	1	0	0	0	0	0	0	0	2	0	0	.364
Feb 16	vs Indiana State	*of	3	1	0	0	0	0	0	1	0	0	0	0	0	0	0	4	0	0	.286
Feb 21	vs East Tenn. State	*of	4	0	1	0	0	1	0	0	0	0	0	0	0	0	1	1	0	0	.278
Feb 22	vs East Tenn. State	*of	1	0	0	0	0	0	0	2	0	1	0	1	0	0	0	0	0	0	.263
Feb 22	at Kennesaw State	*of	2	2	0	0	0	0	0	1	0	0	0	0	0	0	0	1	0	0	.238
Feb 23	vs Rhode Island	*of	2	1	0	0	0	0	0	0	1	0	0	1	0	0	0	3	0	0	.217
Feb 23	at Kennesaw State	*of	3	1	1	0	0	0	0	0	0	0	0	0	0	0	2	3	0	0	.231
Feb 28	vs Delaware State	*of	2	0	0	0	0	0	0	0	0	0	0	0	0	0	1	1	0	0	.214
Feb 28	at Hampton	*of	2	1	1	1	0	0	0	0	1	0	0	0	1	0	0	2	0	0	.233
Feb 29	vs Howard	pr/of	1	2	0	0	0	0	0	1	2	0	0	0	0	0	0	0	0	0	.226
Feb 29	at Norfolk State	*of	4	1	2	0	0	0	0	0	1	0	0	0	0	0	0	0	0	0	.257
Mar 01	at Norfolk State	*of	4	2	2	0	0	1	0	0	0	0	0	0	0	0	1	0	0	0	.282
Mar 04	AKRON-1	*of	3	0	2	3	0	0	0	0	0	0	0	0	0	0	0	1	0	0	.310
Mar 04	AKRON-2	*of	2	1	1	0	0	0	0	1	0	0	0	0	0	0	0	0	0	0	.318
Mar 07	BUCKNELL	*of	3	0	0	0	0	0	0	0	0	0	0	0	0	0	1	1	0	0	.298
Mar 07	RUTGERS	*of	2	1	1	0	0	0	0	1	1	0	0	0	0	0	0	1	0	0	.306
Mar 08	BUCKNELL	*of	3	0	0	0	0	0	0	0	0	0	0	0	0	0	1	2	0	0	.288
Mar 08	RUTGERS	*of	2	0	0	0	0	0	0	0	0	0	0	0	0	0	0	0	0	0	.278
Totals		19gs	54	15	15	4	0	2	0	8	6	1	1	2	1	0	9	25	0	0	.278

On base pct. .375 • Slugging pct. .352

## Grace Chelemen Career Stats (Marshall)

Year	avq	qp-gs	ab	r	h	2b	3b	hr	rbi	tb	slg%	bb	hbp	so	gdp	ob%	sf	sh	sb-att	po	a	e	fld%
2020	.278	24-19	54	15	15	0	2	0	4	19	.352	8	1	9	0	.375	1	2	6-7	25	0	0	1.000
TOTAL	.278	24-19	54	15	15	0	2	0	4	19	.352	8	1	9	0	.375	1	2	6-7	25	0	0	1.000



3 Junior - Armani Brown - INF										Elk Grove, California									
Career Highs										Season Highs									
At-Bats: 5 (2x) last vs. Portland State 2/10/19										At-Bats: 4 (4x) last at Norfolk State 3/1									
Runs: 3 at Morehead State 4/30/19										Runs: 2 at Hampton 2/28									
Hits: 3 (2x) last vs. Indiana State 2/16/20										Hits: 3 vs. Indiana State 2/16									
RBI: 2 (4x) last vs. Rutgers 3/7/20										RBI: 2 (2x) last vs. Rutgers 3/7									
Doubles: 1 (4x) last vs. UTSA 3/23/19										Doubles:									
Triples: 1 at MTSU 4/27/19										Triples:									
Home Runs:										Home Runs:									
Walks: 2 (3x) last vs. FAU 5/4/19										Walks: 1 (4x) last vs. Bucknell 3/8									
SB: 1 (12x) last vs. Rhode Island 2/23/20										SB: 1 (3x) last vs. Rhode Island 2/23									
Putouts: 6 (2x) last vs. Portland State 2/10/19										Putouts: 3 (3x) last vs. Bucknell 3/8									
Assists: 5 vs. ECU 2/15/19										Assists: 4 vs. ETSU 2/21									
Career/Season																			
2+ Hit Games: 22/8																			
2+ SB Games: 0																			
2+ Runs Games: 4/1																			
2+ RBI Games: 4/2																			
1,000 Avg. Games (at least 2-2): 2/2																			
Hitting Streaks 5+ Games: 1																			
Hitting Streaks 10+ Games:																			
Career Long Hitting Streak: 6 ('19)																			
Season/Current Hit Streak: 4/0																			
Career Long OB Streak: 19 ('20)																			
Season/Current OB Streak: 19/0																			

#3 BROWN, Armani - 24 games (All games)

Date	Opponent	Pos	AB	R	H	RBI	2B	3B	HR	BB	SB	CS	HBP	SAC	SF	GDP	K	PO	A	E	Avg
Feb 07	vs Saint Francis	*ss	3	0	0	0	0	0	0	0	0	0	0	0	0	0	3	3	3	0	.000
Feb 07	vs Bucknell	*ss	3	1	2	1	0	0	0	0	1	0	0	0	0	0	1	1	1	0	.333
Feb 09	at USC Upstate	*ss	2	0	0	0	0	0	0	1	0	0	0	1	0	0	0	1	2	0	.250
Feb 14	vs Lipscomb	*ss	3	1	2	0	0	0	0	0	0	0	0	0	0	0	0	2	1	1	.364
Feb 14	at Chattanooga	*ss	4	0	1	0	0	0	0	0	0	0	0	0	0	0	1	1	0	0	.333
Feb 15	vs Ohio University	*ss/2b	3	1	2	0	0	0	0	0	0	0	0	0	0	0	0	1	0	1	.389
Feb 15	vs Tennessee Tech	*2b	2	1	0	0	0	0	0	0	0	0	0	0	0	0	0	3	1	0	.350
Feb 16	vs Indiana State	*2b	3	0	3	0	0	0	0	0	0	0	0	0	0	0	0	0	0	0	.435
Feb 21	vs East Tenn. State	*2b	3	0	0	0	0	0	0	0	0	0	0	0	0	0	1	1	4	1	.385
Feb 22	vs East Tenn. State	*2b	3	0	0	0	0	0	0	1	0	0	0	0	0	0	1	0	2	0	.345
Feb 22	at Kennesaw State	*2b	3	1	1	1	0	0	0	0	1	0	0	0	0	0	1	1	2	0	.344
Feb 23	vs Rhode Island	*2b	3	1	2	0	0	0	0	0	1	0	0	0	0	0	0	2	0	0	.371
Feb 23	at Kennesaw State	*2b	3	0	1	0	0	0	0	0	0	0	0	0	0	0	0	1	0	1	.368
Feb 28	vs Delaware State	*2b	3	0	0	0	0	0	0	1	0	1	0	0	0	0	1	2	1	0	.341
Feb 28	at Hampton	*2b	2	2	2	1	0	0	0	0	0	0	0	1	0	0	0	1	2	0	.372
Feb 29	vs Howard	*2b	4	0	0	0	0	0	0	0	0	0	0	0	0	0	1	2	3	0	.340
Feb 29	at Norfolk State	*2b	4	1	1	0	0	0	0	0	0	0	0	0	0	0	0	2	0	1	.333
Mar 01	at Norfolk State	*2b	4	1	2	2	0	0	0	0	0	0	0	0	0	0	1	0	2	0	.345
Mar 04	AKRON-1	*2b	3	0	1	0	0	0	0	0	0	0	0	0	0	0	0	2	1	0	.345
Mar 04	AKRON-2	*2b	3	1	2	0	0	0	0	0	0	0	0	0	0	0	0	1	0	0	.361
Mar 07	BUCKNELL	*2b	3	0	0	0	0	0	0	0	0	0	0	0	0	0	0	2	0	0	.344
Mar 07	RUTGERS	*2b	2	0	1	2	0	0	0	0	0	0	0	1	0	0	0	1	2	0	.348
Mar 08	BUCKNELL	*2b	1	0	0	0	0	0	0	1	0	0	0	0	0	0	0	3	2	0	.343
Mar 08	RUTGERS	*2b	2	0	0	0	0	0	0	0	0	0	0	0	0	0	0	1	1	0	.333
Totals		24gs	69	11	23	7	0	0	0	4	3	1	0	3	0	0	11	34	30	5	.333

On base pct. .370 • Slugging pct. .333

Armani Brown Career Stats																								
Year	avq	gp-gs	ab	r	h	2b	3b	hr	rbi	tb	slg%	bb	hbp	so	gdp	ob%	sf	sh	sb-att	po	a	e	fld%	
2018	.357	6-4	14	3	5	0	0	0	3	5	.357	1	0	1	0	.400	0	0	3-3	9	7	1	.941	
2019	.272	62-62	191	30	52	4	1	0	11	58	.304	13	0	19	0	.316	2	7	6-8	95	93	9	.954	
2020	.333	24-24	69	11	23	0	0	0	7	23	.333	4	0	11	0	.370	0	3	3-4	34	30	5	.928	
TOTAL	.292	92-90	274	44	80	4	1	0	21	86	.314	18	0	31	0	.333	2	10	12-15	138	130	15	.947	



## 4 Senior - Sierra Huerta - INF

Fillmore, California

### Career Highs

At-Bats: 4 (14x) last vs. Rutgers 3/7/20  
Runs: 3 (2x) last vs. Rutgers 3/8/20  
Hits: 3 (2x) last vs. Howard 2/29/20  
RBI: 4 vs. Presbyterian 2/16/19  
Doubles: 2 (2x) last vs. GW 5/17/19 (NISC)  
Triples: 1 vs. Rutgers 3/7/20  
HRs: 2 (2x) last vs. Delaware State 2/28/20  
Walks: 2 (5x) last vs. Pittsburgh 5/1/19  
SB: 1 (2x) last at Southern Miss 3/30/19  
HBP: 2 (6x) last vs. Rutgers 3/8/20  
Putouts: 6 at USC Upstate 2/9/20  
Assists: 7 vs. Delaware State 2/28/20

### Season Highs

At-Bats: 4 (7x) last vs. Rutgers 3/7  
Runs: 3 (2x) last vs. Rutgers 3/8  
Hits: 3 (2x) last vs. Howard 2/29  
RBI: 3 (4x) last at Norfolk State 2/29  
Doubles: 1 (5x) last vs. Howard 2/29  
Triples: 1 vs. Rutgers 3/7  
Home Runs: 2 (2x) last vs. Delaware State 2/28  
Walks: 1 (5x) last at Norfolk State 3/1  
SB:  
HBP: 2 vs. Rutgers 3/8  
Putouts: 6 at USC Upstate 2/9  
Assists: 7 vs. Delaware State 2/28

### Career/Season

2+ Hit Games: 19/8  
2+ HR Games: 2/2 | Grand Slams: 1  
2+ Runs Games: 15/7  
2+ RBI Games: 13/6  
2+ BB Games: 5 | 2+ HBP Games: 6/1  
1,000 Avg. Games (at least 2-2): 3/1  
Hitting Streaks 5+ Games: 2/1  
Hitting Streaks 10+ Games:  
Career Long Hitting Streak: 6  
Season/Current Hit Streak: 6/1  
Career Long On Base Streak: 22 ('19)  
Season/Current OB Streak: 15/1

### Moorpark College stats

Year	Games	Avg.	AB	R	H	2B	3B	HR	RBI	TB	BB	K	SB	HBP	SF	OBP	SLG
2017	38	0.452	104	42	47	15	0	9	63	89	14	5	0	6	3	0.528	0.856
2018	36	0.486	109	33	53	13	2	8	44	94	12	1	18	1	4	0.524	0.862
Totals	74	0.469	213	75	100	28	2	17	107	183	26	6	18	7	7	0.526	0.859

#4 HUERTA, Sierra - 24 games (All games)

Date	Opponent	Pos	AB	R	H	RBI	2B	3B	HR	BB	SB	CS	HBP	SAC	SF	GDP	K	PO	A	E	Avg
Feb 07	vs Saint Francis	*2b	3	0	1	0	1	0	0	1	0	0	0	0	0	0	0	5	3	0	.333
Feb 07	vs Bucknell	*2b	3	2	3	3	0	0	2	0	0	0	0	0	0	0	0	2	1	0	.667
Feb 09	at USC Upstate	*2b	3	1	1	1	0	0	1	1	0	0	0	0	1	1	6	0	1	0	.556
Feb 14	vs Lipscomb	*2b	3	1	0	0	0	0	0	0	0	0	1	0	0	1	4	1	0	0	.417
Feb 14	at Chattanooga	*2b	4	1	1	0	0	0	0	0	0	0	0	0	0	0	2	0	1	0	.375
Feb 15	vs Ohio University	*2b/ss	3	1	0	0	0	0	0	0	0	0	0	0	0	0	0	2	4	0	.316
Feb 15	vs Tennessee Tech	*ss	3	0	0	0	0	0	0	0	0	0	0	0	0	0	0	3	2	0	.273
Feb 16	vs Indiana State	*ss	3	0	2	2	1	0	0	0	0	0	0	0	0	0	0	0	1	0	.320
Feb 21	vs East Tenn. State	*ss	4	0	2	1	1	0	0	0	0	0	0	0	0	0	0	1	2	0	.345
Feb 22	vs East Tenn. State	*ss	2	0	0	1	0	0	0	1	0	0	0	0	1	0	0	1	3	0	.323
Feb 22	at Kennesaw State	*ss	4	1	0	0	0	0	0	0	0	0	0	0	0	0	2	1	2	0	.286
Feb 23	vs Rhode Island	*ss	3	0	2	2	1	0	0	0	0	0	0	0	0	0	0	0	2	0	.316
Feb 23	at Kennesaw State	*ss	4	0	1	0	0	0	0	0	0	0	0	0	0	0	0	2	4	0	.310
Feb 28	vs Delaware State	*ss	3	2	2	3	0	0	2	0	0	0	0	0	0	0	0	2	7	1	.333
Feb 28	at Hampton	*ss	2	2	1	3	0	0	1	0	0	0	0	0	1	0	0	0	2	1	.340
Feb 29	vs Howard	*ss	4	3	3	0	1	0	0	0	0	0	0	0	0	0	0	3	3	1	.373
Feb 29	at Norfolk State	*ss	3	2	2	3	0	0	1	1	0	0	1	0	0	0	0	2	2	0	.389
Mar 01	at Norfolk State	*ss	3	1	0	0	0	0	0	1	0	0	0	0	0	0	0	0	5	0	.368
Mar 04	AKRON-1	*ss	4	1	1	1	0	0	1	0	0	0	0	0	0	0	0	1	4	0	.361
Mar 04	AKRON-2	*ss	3	0	0	0	0	0	0	0	0	0	1	0	0	0	1	1	2	0	.344
Mar 07	BUCKNELL	*ss	3	1	1	1	1	0	0	0	0	0	0	0	0	0	1	2	2	0	.343
Mar 07	RUTGERS	*ss	4	2	2	1	1	1	0	0	0	0	0	0	0	0	0	3	1	0	.352
Mar 08	BUCKNELL	*ss	3	0	0	0	0	0	0	0	0	0	0	0	0	0	0	1	2	0	.338
Mar 08	RUTGERS	*ss	1	3	1	0	1	0	0	0	0	0	2	0	0	0	0	2	1	0	.347
Totals			24gs	75	24	26	22	8	1	8	5	0	5	0	2	1	8	44	57	4	.347

On base pct. .414 • Slugging pct. .800

## Sierra Huerta Career Stats (Marshall)

Year	avg	gp-gs	ab	r	h	2b	3b	hr	rbi	tb	slg%	bb	hbp	so	gdp	ob%	sf	sh	sb-att	po	a	e	fld%
2019	.284	64-64	155	39	44	11	0	9	33	82	.529	23	30	29	0	.462	2	3	2-4	81	131	11	.951
2020	.347	24-24	75	24	26	8	1	8	22	60	.800	5	5	8	1	.414	2	0	0-0	44	57	4	.962
TOTAL	.304	88-88	230	63	70	19	1	17	55	142	.617	28	35	37	1	.448	4	3	2-4	125	188	15	.954





5 Junior - Megan Stauffer - Pitcher										Lansdale, Pennsylvania									
Career Highs										Season Highs									
IP: 7.0 (4x) last vs. Saint Peter's 4/13/18										IP: 3.2 at Norfolk State 3/1									
Ks: 4 (2x) last vs. Saint Peter's 4/13/18										Ks: 2 (2x) both vs. Bucknell									
2+ Strikeout Games: 13										2+ Strikeout Games: 2									
5+ Strikeout Games:										5+ Strikeout Games:									
10+ Strikeout Games:										10+ Strikeout Games:									
3+ Innings Pitched Games: 19										3+ Innings Pitched Games: 1									
5+ Innings Pitched Games: 10										5+ Innings Pitched Games:									
1st career win 3/18/17 vs. Yale										1st win of year 3/1 at Norfolk State									
1st Marshall win 3/1/20 at Norfolk State										1st save of year									
Streaks:										1 Strikeout Career: 6 (4/21/18-5/5/18)									
Current: 1										2+ Strikeouts: 4 (4/21/18-4/28/18)									
Current: 0										Current: 0									
5+ Strikeouts: 1										Current: 0									
Current: 0										10+ Strikeouts:									
Season: Current:										3+ IP: 4 (4/28/18-5/6/18)									
Current: 0										Current: 0									
5+ IP: 4 (4/28/18-5/6/18)										Current: 0									
Current: 0										Current: 0									

Monmouth stats

Pitching Statistics																								
	ERA	W	L	APP	GS	CG	SHO	SV	IP	H	R	ER	BB	SO	2B	3B	HR	BF	BAVG	WP	HBP	BK	SFA	SHA
2017	3.30	2	1	14	2	1	0	0	29.2	36	18	14	13	12	5	2	1	143	.286	1	1	0	1	2
2018	3.61	7	4	25	13	4	1	0	93.0	107	56	48	32	30	17	2	8	414	.289	5	3	0	3	6
Total	3.54	9	5	39	15	5	1	0	122.2	143	74	62	45	42	22	4	9	557	.288	6	4	0	4	8
Hitting Statistics																								
	Career Hitting Statistics																							
	AVG	GP	GS	AB	R	H	2B	3B	HR	RBI	SLG%	BB	HBP	SO	GDP	OB%	SF	SH	SB	PO	A	E	FLD%	
2017	.000	18	2	0	2	0	0	0	0	0	.000	0	0	0	0	.000	0	0	0	0	6	1	.857	
2018	.000	25	13	0	0	0	0	0	0	0	.000	0	0	0	0	.000	0	0	0	2	46	1	.980	
Total	.000	43	15	0	2	0	0	0	0	0	.000	0	0	0	0	.000	0	0	0	2	52	2	.964	

#5 STAUFFER, Megan - 5 games (All games)

Date	Opponent	Pos	AB	R	H	RBI	2B	3B	HR	BB	SB	CS	HBP	SAC	SF	GDP	K	PO	A	E	Avg
Feb 07	vs Bucknell	p	0	0	0	0	0	0	0	0	0	0	0	0	0	0	0	0	1	0	.000
Feb 14	vs Lipscomb	p	0	0	0	0	0	0	0	0	0	0	0	0	0	0	0	0	1	0	.000
Feb 22	at Kennesaw State	p	0	0	0	0	0	0	0	0	0	0	0	0	0	0	0	0	1	0	.000
Mar 01	at Norfolk State	p	0	0	0	0	0	0	0	0	0	0	0	0	0	0	0	0	3	0	.000
Mar 08	BUCKNELL	p	0	0	0	0	0	0	0	0	0	0	0	0	0	0	0	0	1	0	.000
Totals		Ogs	0	0	0	0	0	0	0	0	0	0	0	0	0	0	0	0	7	0	.000

On base pct. .000 • Slugging pct. .000

#5 STAUFFER, Megan - 8 appearances (All games)

Date	Opponent	GS	IP	H	R	ER	BB	SO	2B	3B	HR	WP	BK	HBP	IBB	Score	W-L	Sv	ERA	NP
Feb 07	vs Bucknell		1.1	3	1	1	0	2	1	0	0	1	0	0	0	9-4	0-0	0	5.25	32
Feb 14	vs Lipscomb		1.2	3	4	2	0	0	1	0	0	0	0	0	0	6-14	0-0	0	7.00	27
Feb 14	at Chattanooga		0.0	1	0	0	2	0	0	0	0	0	0	0	0	8-10	0-0	0	7.00	14
Feb 22	at Kennesaw State		2.1	3	2	1	1	0	0	0	0	0	0	0	0	6-10	0-0	0	6.56	32
Feb 23	at Kennesaw State		0.0	2	2	2	0	0	0	0	0	0	0	0	0	1-5	0-1	0	9.19	5
Mar 01	at Norfolk State		3.2	1	0	0	0	1	1	0	0	0	0	0	0	14-4	1-1	0	5.44	36
Mar 07	RUTGERS		0.2	1	3	3	2	0	0	0	0	0	0	0	0	9-8	1-1	0	7.24	25
Mar 08	BUCKNELL		2.1	0	0	0	0	2	0	0	0	0	0	0	0	1-6	1-1	0	5.83	26
Totals		0	12.0	14	12	10	5	6	3	0	0	1	0	0	0	54-61	1-1	0	5.83	-

## Megan Stauffer Career Stats (Marshall)

Year	era	w-l	app	gs	cq	sho	sv	ip	h	r	er	bb	so	2b	3b	hr	bf	bavg	wp	hbp	bk	sfa	sha
2020	5.83	1-1	8	0	0	0/0	0	12.0	14	12	10	5	6	3	0	0	59	.269	1	0	0	0	2
TOTAL	5.83	1-1	8	0	0	0/0	0	12.0	14	12	10	5	6	3	0	0	59	.269	1	0	0	0	2



15 Freshman - Delaney Heaberlin - P		Eustis, Florida
<b>Career Highs</b> IP: 4.1 at Kennesaw State 2/23 Ks: 2 vs. Lipscomb 2/14 2+ Strikeout Games: 1 5+ Strikeout Games: 10+ Strikeout Games: 3+ Innings Pitched Games: 1 5+ Innings Pitched Games: <i>1st career win</i>		<b>Streaks:</b> <u>1 Strikeout Career:</u> 2 <b>Current:</b> 2 <u>2+ Strikeouts:</u> 1 <b>Current:</b> 0 <u>5+ Strikeouts:</u> 0 <b>Current:</b> 0 <u>10+ Strikeouts:</u> <b>Season: Current:</b> <u>3+ IP:</u> 1 <b>Current:</b> 1 <u>5+ IP:</u> 0 <b>Current:</b> 0

The Automated ScoreBook  
Individual Game-by-Game for Marshall University (as of Mar 05, 2020)

#15 HEABERLIN, Delaney - 2 games (All games)

Date	Opponent	Pos	AB	R	H	RBI	2B	3B	HR	BB	SB	CS	HBP	SAC	SF	GDP	K	PO	A	E	Avg
Feb 14	vs Lipscomb	p	0	0	0	0	0	0	0	0	0	0	0	0	0	0	0	1	0	0	.000
Feb 23	at Kennesaw State	p	0	0	0	0	0	0	0	0	0	0	0	0	0	0	0	0	0	1	.000
Totals		Ogs	0	0	0	0	0	0	0	0	0	0	0	0	0	0	0	1	0	1	.000

On base pct. .000 • Slugging pct. .000

#15 HEABERLIN, Delaney - 2 appearances (All games)

Date	Opponent	GS	IP	H	R	ER	BB	SO	2B	3B	HR	WP	BK	HBP	IBB	Score	W-L	Sv	ERA	NP
Feb 14	vs Lipscomb		2.1	5	4	1	2	2	1	0	0	0	0	0	0	6-14	0-0	0	3.00	74
Feb 23	at Kennesaw State		4.1	6	2	2	1	1	1	2	0	0	0	0	0	1-5	0-0	0	3.15	64
Totals		0	6.2	11	6	3	3	3	2	2	0	0	0	0	0	7-19	0-0	0	3.15	-

Delaney Heaberlin Career Stats																							
Year	era	w-l	app	qs	cq	sho	sv	ip	h	r	er	bb	so	2b	3b	hr	bf	bavg	wp	hbp	bk	sfa	sha
2020	3.15	0-0	2	0	0	0/0	0	6.2	11	6	3	3	3	2	2	0	35	.355	0	0	0	1	0
TOTAL	3.15	0-0	2	0	0	0/0	0	6.2	11	6	3	3	3	2	2	0	35	.355	0	0	0	1	0



16 Junior - Saige Pye - INF	Stockton, California
<b>Career/Season Highs*at Marshall*</b> At-Bats: 4 (9x) last vs. Rutgers 3/7 Runs: 2 (4x) last at Norfolk State 3/1 Hits: 3 (3x) last vs. Rhode Island 2/23 RBI: 4 vs. Bucknell 2/7 Doubles: 2 vs. Rhode Island 2/23 Triples: 1 vs. Akron 3/4 Home Runs: 1 (6x) last vs. Rutgers 3/7 Walks: 2 vs. Bucknell 3/7 SB: Putouts: 2 (3x) last vs. Akron 3/4 Assists: 3 (2x) last vs. Bucknell 3/8	<b>Career/Season</b> 2+ Hit Games: 11 2+ Runs Games: 4 2+ RBI Games: 6 2+ BB Games: 1 1.000 Avg. Games (at least 2-2): 3 Hitting Streaks 5+ Games: 2 Hitting Streaks 10+ Games: Career Long Hitting Streak: 7 Season/Current Hit Streak: 7/3 Career Long OB Streak: 19 Season/Current OB Streak: 23/same

#16 PYE, Saige - 24 games (All games)

Date	Opponent	Pos	AB	R	H	RBI	2B	3B	HR	BB	SB	CS	HBP	SAC	SF	GDP	K	PO	A	E	Avg
Feb 07	vs Saint Francis	*of	4	0	0	0	0	0	0	0	0	0	0	0	0	0	0	2	0	0	.000
Feb 07	vs Bucknell	*of	4	1	2	4	0	0	1	0	0	0	0	0	0	0	1	0	0	0	.250
Feb 09	at USC Upstate	*dh	3	0	2	0	1	0	0	0	0	0	1	0	0	0	1	0	0	0	.364
Feb 14	vs Lipscomb	*of/3b	1	0	0	0	0	0	0	1	0	0	1	0	0	0	0	0	0	1	.333
Feb 14	at Chattanooga	*dh	3	2	3	2	0	0	1	1	0	0	0	0	0	0	0	0	0	0	.467
Feb 15	vs Ohio University	*dh	3	0	1	0	0	0	0	1	0	0	0	0	0	0	0	0	0	0	.444
Feb 15	vs Tennessee Tech	*dh	3	0	2	2	1	0	0	0	0	0	0	0	0	0	0	0	0	0	.476
Feb 16	vs Indiana State	*dh	3	2	2	0	0	0	0	0	0	0	0	0	0	0	0	0	0	0	.500
Feb 21	vs East Tenn. State	*dh	4	1	1	0	1	0	0	0	0	0	0	0	0	0	0	0	0	0	.464
Feb 22	vs East Tenn. State	*dh	3	2	3	0	0	0	0	1	0	0	0	0	0	0	0	0	0	0	.516
Feb 22	at Kennesaw State	*dh	4	1	0	0	0	0	0	0	0	0	0	0	0	0	1	0	0	0	.457
Feb 23	vs Rhode Island	*dh	3	0	3	1	2	0	0	0	0	0	0	0	0	0	0	0	0	0	.500
Feb 23	at Kennesaw State	*dh	4	0	0	0	0	0	0	0	0	0	0	0	0	0	0	0	0	0	.452
Feb 28	vs Delaware State	*dh/3b	4	1	2	3	0	0	1	0	0	0	0	0	0	0	0	0	0	0	.457
Feb 28	at Hampton	*3b	3	1	2	1	0	0	0	0	0	0	0	0	1	1	0	0	0	0	.469
Feb 29	vs Howard	*3b	4	1	1	2	0	0	1	0	0	0	0	0	0	0	0	1	1	0	.453
Feb 29	at Norfolk State	*3b	4	0	1	1	0	0	0	1	0	0	0	0	0	0	0	1	1	1	.439
Mar 01	at Norfolk State	*3b	3	2	2	3	0	0	1	1	0	0	0	0	0	1	0	2	1	0	.450
Mar 04	AKRON-1	*3b	3	0	1	1	0	1	0	1	0	0	0	0	0	0	0	2	0	0	.444
Mar 04	AKRON-2	*3b	2	1	1	0	1	0	0	1	0	0	0	0	0	0	0	0	2	0	.446
Mar 07	BUCKNELL	*3b	1	1	0	0	0	0	0	2	0	0	0	0	0	0	1	1	1	0	.439
Mar 07	RUTGERS	*3b	4	1	2	1	0	0	1	0	0	0	0	0	0	0	0	0	3	0	.443
Mar 08	BUCKNELL	*3b	3	0	1	0	0	0	0	0	0	0	0	0	0	0	1	1	3	0	.438
Mar 08	RUTGERS	*3b	2	1	1	0	0	0	0	1	0	0	0	0	0	0	0	1	0	0	.440
Totals		24gs	75	18	33	21	6	1	6	11	0	0	2	0	1	2	5	11	12	2	.440

On base pct. .517 • Slugging pct. .787

## Saige Pye Career Stats (Marshall)

Year	avg	qp-q5	ab	r	h	2b	3b	hr	rbi	tb	slq%	bb	hbp	so	gdp	ob%	sf	sh	sb-att	po	a	e	fld%
2020	.440	24-24	75	18	33	6	1	6	21	59	.787	11	2	5	2	.517	1	0	0-0	11	12	2	.920
TOTAL	.440	24-24	75	18	33	6	1	6	21	59	.787	11	2	5	2	.517	1	0	0-0	11	12	2	.920





17 Sophomore - Chloe Lee - OF										Tampa, Florida									
Career Highs										Season Highs									
At-Bats: 4 (3x) last at Charlotte 3/16										At-Bats: 3 vs. Howard 2/29									
Runs: 2 at Charleston Southern 2/23										Runs: 1 (7x) last vs. Rutgers 3/7									
Hits: 3 vs. Portland State 2/10										Hits: 1 (2x) last at Hampton 2/28									
RBI: 1 (4x) last at Charlotte 3/16										RBI:									
Doubles:										Doubles:									
Triples:										Triples:									
Home Runs:										Home Runs:									
Walks: 2 (2x) last vs. Presbyterian 2/16										Walks: 1 (2x) last at Hampton 2/28									
SB: 2 (2x) last vs. Presbyterian 2/16										SB:									
Putouts: 5 vs. Cal Poly 2/9/19										Putouts: 2 (3x) last vs. Howard 2/29									
Assists: 1 (3x) last vs. Hampton 2/28/20										Assists: 1 (2x) last vs. Hampton 2/28									
Career/Season																			
2+ Hit Games: 2										2+ Hit Games: 2									
2+ SB Games: 2										2+ SB Games: 2									
2+ Runs Games: 1										2+ Runs Games: 1									
2+ RBI Games:										2+ RBI Games:									
2+ BB Games: 2										2+ BB Games: 2									
1.000 Avg. Games (at least 2-2): 1										1.000 Avg. Games (at least 2-2): 1									
Hitting Streaks 5+ Games:										Hitting Streaks 5+ Games:									
Hitting Streaks 10+ Games:										Hitting Streaks 10+ Games:									
Career Long Hitting Streak: 3 ('19)										Career Long Hitting Streak: 3 ('19)									
Season/Current Hit Streak: 2										Season/Current Hit Streak: 2									
Career Long OB Streak: 3 ('19)										Career Long OB Streak: 3 ('19)									
Season/Current OB Streak: 2										Season/Current OB Streak: 2									

#17 LEE, Chloe - 15 games (All games)

Date	Opponent	Pos	AB	R	H	RBI	2B	3B	HR	BB	SB	CS	HBP	SAC	SF	GDP	K	PO	A	E	Avg
Feb 07	vs Saint Francis	pr/of	0	1	0	0	0	0	0	0	0	0	0	0	0	0	0	0	0	0	.000
Feb 07	vs Bucknell	of	0	0	0	0	0	0	0	0	0	0	0	0	0	0	0	1	1	0	.000
Feb 09	at USC Upstate	*of	2	1	0	0	0	0	0	1	0	0	0	0	0	0	0	1	0	0	.000
Feb 14	vs Lipscomb	of	0	0	0	0	0	0	0	0	0	0	0	0	0	0	0	2	0	1	.000
Feb 15	vs Ohio University	pr	0	0	0	0	0	0	0	0	0	0	0	0	0	0	0	0	0	0	.000
Feb 15	vs Tennessee Tech	pr	0	1	0	0	0	0	0	0	0	0	0	0	0	0	0	0	0	0	.000
Feb 21	vs East Tenn. State	pr/of	0	1	0	0	0	0	0	0	0	0	0	0	0	0	0	0	0	0	.000
Feb 23	vs Rhode Island	pr/of	0	1	0	0	0	0	0	0	0	0	0	0	0	0	0	2	0	0	.000
Feb 28	vs Delaware State	ph/of	1	0	1	0	0	0	0	0	0	1	0	0	0	0	0	0	0	0	.333
Feb 28	at Hampton	*of	2	1	1	0	0	0	0	1	0	0	0	0	0	0	1	0	1	0	.400
Feb 29	vs Howard	*of/of	3	0	0	0	0	0	0	0	0	0	0	0	0	0	1	2	0	0	.250
Feb 29	at Norfolk State	pr/of	0	0	0	0	0	0	0	0	0	0	0	0	0	0	0	0	0	0	.250
Mar 04	AKRON-1	pr/of	0	0	0	0	0	0	0	0	0	0	0	0	0	0	0	0	0	0	.250
Mar 04	AKRON-2	of	0	0	0	0	0	0	0	0	0	0	0	0	0	0	0	0	0	0	.250
Mar 07	RUTGERS	dh/of	0	1	0	0	0	0	0	0	0	0	0	0	0	0	0	0	0	0	.250
Totals		3gs	8	7	2	0	0	0	0	2	0	1	0	0	0	0	2	8	2	1	.250

On base pct. .400 • Slugging pct. .250

# Chloe Lee Career Stats

Year	avg	gp-gs	ab	r	h	2b	3b	hr	rbi	tb	slg%	bb	hbp	so	gdp	ob%	sf	sh	sb-att	po	a	e	fld%
2019	.217	50-23	60	14	13	0	0	0	4	13	.217	5	0	10	0	.277	0	2	10-13	31	1	3	.914
2020	.250	15-3	8	7	2	0	0	0	0	2	.250	2	0	2	0	.400	0	0	0-1	8	2	1	.909
TOTAL	.221	65-26	68	21	15	0	0	0	4	15	.221	7	0	12	0	.293	0	2	10-14	39	3	4	.913



21 Soph. - Rachel Pennington - OF			West Hamlin, West Virginia		
<b>Career Highs</b>		<b>Season Highs</b>		<b>Career/Season</b>	
At-Bats: 2 vs. Rider 3/2/19		At-Bats:		2+ Hit Games:	
Runs: 1 (29x) last vs. Rutgers 3/8		Runs: 1 (11x) last vs. Rutgers 3/8		2+ SB Games:	
Hits:		Hits:		2+ Runs Games:	
RBI:		RBI:		2+ RBI Games:	
Doubles:		Doubles:		2+ BB Games:	
Triples:		Triples:		1,000 Avg. Games (at least 2-2):	
Home Runs:		Home Runs:		Hitting Streaks 5+ Games:	
Walks:		Walks:		Hitting Streaks 10+ Games:	
SB: 1 (11x) last vs. UTSA 5/8/19		SB:		Career Long Hitting Streak:	
Putouts: 1 (3x) last at No. 20 JMU 3/27/19		Putouts:		Season/Current Hit Streak:	
Assists:		Assists:		Career Long OB Streak:	
				Season/Current OB Streak:	

#21 PENNINGTON, Rachel - 19 games (All games)

Date	Opponent	Pos	AB	R	H	RBI	2B	3B	HR	BB	SB	CS	HBP	SAC	SF	GDP	K	PO	A	E	Avg
Feb 07	vs Saint Francis	pr	0	0	0	0	0	0	0	0	0	0	0	0	0	0	0	0	0	0	.000
Feb 07	vs Bucknell	pr	0	0	0	0	0	0	0	0	0	0	0	0	0	0	0	0	0	0	.000
Feb 09	at USC Upstate	pr	0	0	0	0	0	0	0	0	0	1	0	0	0	0	0	0	0	0	.000
Feb 14	at Chattanooga	pr	0	1	0	0	0	0	0	0	0	0	0	0	0	0	0	0	0	0	.000
Feb 15	vs Ohio University	pr	0	1	0	0	0	0	0	0	0	0	0	0	0	0	0	0	0	0	.000
Feb 15	vs Tennessee Tech	pr	0	1	0	0	0	0	0	0	0	0	0	0	0	0	0	0	0	0	.000
Feb 16	vs Indiana State	pr	0	1	0	0	0	0	0	0	0	0	0	0	0	0	0	0	0	0	.000
Feb 21	vs East Tenn. State	pr	0	1	0	0	0	0	0	0	0	0	0	0	0	0	0	0	0	0	.000
Feb 22	vs East Tenn. State	pr	0	0	0	0	0	0	0	0	0	0	0	0	0	0	0	0	0	0	.000
Feb 23	vs Rhode Island	pr	0	0	0	0	0	0	0	0	0	1	0	0	0	0	0	0	0	0	.000
Feb 23	at Kennesaw State	pr	0	0	0	0	0	0	0	0	0	0	0	0	0	0	0	0	0	0	.000
Feb 28	vs Delaware State	pr	0	1	0	0	0	0	0	0	0	0	0	0	0	0	0	0	0	0	.000
Feb 28	at Hampton	pr	0	0	0	0	0	0	0	0	0	0	0	0	0	0	0	0	0	0	.000
Feb 29	at Norfolk State	pr	0	1	0	0	0	0	0	0	0	0	0	0	0	0	0	0	0	0	.000
Mar 01	at Norfolk State	pr	0	1	0	0	0	0	0	0	0	0	0	0	0	0	0	0	0	0	.000
Mar 04	AKRON-2	pr	0	1	0	0	0	0	0	0	0	0	0	0	0	0	0	0	0	0	.000
Mar 07	RUTGERS	pr	0	0	0	0	0	0	0	0	0	1	0	0	0	0	0	0	0	0	.000
Mar 08	BUCKNELL	pr	0	1	0	0	0	0	0	0	0	0	0	0	0	0	0	0	0	0	.000
Mar 08	RUTGERS	pr	0	1	0	0	0	0	0	0	0	0	0	0	0	0	0	0	0	0	.000
Totals		ogs	0	11	0	0	0	0	0	0	0	3	0	0	0	0	0	0	0	0	.000

On base pct. .000 • Slugging pct. .000

Rachel Pennington Career Stats																							
Year	avg	gp-gs	ab	r	h	2b	3b	hr	rbi	tb	slg%	bb	hbp	so	gdp	ob%	sf	sh	sb-att	po	a	e	fld%
2019	.000	45-1	3	18	0	0	0	0	0	0	.000	0	0	0	0	.000	0	0	11-12	3	0	0	1.000
2020	.000	19-0	0	11	0	0	0	0	0	0	.000	0	0	0	0	.000	0	0	0-3	0	0	0	.000
TOTAL	.000	64-1	3	29	0	0	0	0	0	0	.000	0	0	0	0	.000	0	0	11-15	3	0	0	1.000



22 Sophomore - Caitlin Myers - C										Charles Town, West Virginia									
Career Highs										Season Highs									
At-Bats: 3 at George Mason 3/10/19										At-Bats:									
Runs: 1 (3x) last vs. Akron 3/4/20										Runs: 1 (3x) last vs. Akron 3/4									
Hits: 1 (4x) last vs. Akron 3/4/20										Hits:									
RBI: 1 at George Mason 3/10/19										RBI:									
Doubles: 1 at George Mason 3/10/19										Doubles:									
Triples:										Triples:									
Home Runs:										Home Runs:									
Walks: 1 vs. Towson 2/17/19										Walks:									
SB:										SB:									
Putouts: 6 at George Mason 3/10/19										Putouts:									
Assists:										Assists:									
Career/Season																			
2+ Hit Games:										1.000 Avg. Games (at least 2-2):									
2+ SB Games:										Hitting Streaks 5+ Games:									
2+ Runs Games:										Hitting Streaks 10+ Games:									
2+ RBI Games:										Career Long Hitting Streak:									
2+ BB Games:										Season/Current Hit Streak:									
										Career Long OB Streak:									
										Season/Current OB Streak:									

#22 MYERS, Caitlin - 5 games (All games)

Date	Opponent	Pos	AB	R	H	RBI	2B	3B	HR	BB	SB	CS	HBP	SAC	SF	GDP	K	PO	A	E	Avg
Feb 28	vs Delaware State	pr	0	1	0	0	0	0	0	0	0	0	0	0	0	0	0	0	0	0	.000
Feb 28	at Hampton	pr	0	1	0	0	0	0	0	0	0	0	0	0	0	0	0	0	0	0	.000
Feb 29	vs Howard	pr	0	0	0	0	0	0	0	0	0	0	0	0	0	0	0	0	0	0	.000
Mar 04	AKRON-1	pr	0	1	0	0	0	0	0	0	0	0	0	0	0	0	0	0	0	0	.000
Mar 08	BUCKNELL	pr	0	0	0	0	0	0	0	0	0	0	0	0	0	0	0	0	0	0	.000
Totals		Ogs	0	3	0	0	0	0	0	0	0	0	0	0	0	0	0	0	0	0	.000

On base pct. .000 • Slugging pct. .000

Caitlin Myers Career Stats																							
Year	avg	gp-gs	ab	r	h	2b	3b	hr	rbi	tb	slg%	bb	hbp	so	qdp	ob%	sf	sh	sb-att	po	a	e	fld%
2019	.167	6-0	6	0	1	1	0	0	1	2	.333	1	0	0	1	.286	0	0	0-0	8	0	0	1.000
2020	.000	5-0	0	3	0	0	0	0	0	0	.000	0	0	0	0	.000	0	0	0-0	0	0	0	.000
TOTAL	.167	11-0	6	3	1	1	0	0	1	2	.333	1	0	0	1	.286	0	0	0-0	8	0	0	1.000



23 Sophomore - Mya Stevenson - OF		Mesquite, Texas
<b>Career Highs</b> At-Bats: 4 (26x) last vs. Rutgers 3/7/20 Runs: 3 at Charlotte 3/16/19 Hits: 4 at Charlotte 3/16/19 RBI: 7 (2x) last vs. Rutgers 3/8/20 Doubles: 2 at Charlotte 3/16/19 Triples: 1 (3x) last vs. Rhode Island 2/23/20 HRs: 2 (4x) last vs. Rutgers 3/8/20 Walks: 3 (3x) last vs. Saint Francis 2/7/20 SB: 1 (3x) last vs. ETSU 2/21/20 Putouts: 3 vs. Tennessee Tech 2/15/20 Assists: 1 (4x) last at Kennesaw State 2/22/20	<b>Season Highs</b> At-Bats: 4 (10x) last vs. Rutgers 3/7 Runs: 2 (7x) last vs. Rutgers 3/8 Hits: 3 vs. Rutgers 3/8 RBI: 7 vs. Rutgers 3/8 Doubles: 1 (3x) last at Norfolk State 2/29 Triples: 1 vs. Rhode Island 2/23 Home Runs: 2 (2x) last vs. Rutgers 3/8 Walks: 3 vs. Saint Francis 2/7 SB: 1 vs. ETSU 2/21 Putouts: 3 vs. Tennessee Tech 2/15 Assists: 1 (2x) last at Kennesaw State 2/22	<b>Career/Season</b> 2+ Hit Games: 25/11 2+ HR Games: 4/2 2+ Runs Games: 18/7 2+ RBI Games: 23/8 2+ BB Games: 7/3 1,000 Avg. Games (at least 2-2): 6/4 Hitting Streaks 5+ Games: 4/1 Hitting Streaks 10+ Games: 1 Career Long Hitting Streak: 10 ('19) Season/Current Hit Streak: 9/1 Career Long OB Streak: 22 ('19 & '20) Season/Current OB Streak: 22/1

#23 STEVENSON, Mya - 24 games (All games)

Date	Opponent	Pos	AB	R	H	RBI	2B	3B	HR	BB	SB	CS	HBP	SAC	SF	GDP	K	PO	A	E	Avg
Feb 07	vs Saint Francis	*of	1	1	0	0	0	0	0	3	0	0	0	0	0	0	0	0	0	0	.000
Feb 07	vs Bucknell	*of	4	0	2	0	0	0	0	0	0	0	0	0	0	0	1	1	1	1	.400
Feb 09	at USC Upstate	*of	4	1	1	2	0	0	1	0	0	0	1	0	0	0	1	1	0	0	.333
Feb 14	vs Lipscomb	*of	3	1	1	3	0	0	1	0	0	1	0	0	0	0	1	0	0	0	.333
Feb 14	at Chattanooga	*of	4	2	1	1	0	0	1	0	0	0	0	0	0	0	0	0	0	0	.312
Feb 15	vs Ohio University	*of	4	0	0	0	0	0	0	0	0	0	0	0	0	0	1	0	0	0	.250
Feb 15	vs Tennessee Tech	*of	4	0	1	0	0	0	0	0	0	0	0	0	0	0	0	3	0	0	.250
Feb 16	vs Indiana State	*of	2	2	2	4	0	0	1	0	0	0	1	0	0	0	0	2	0	0	.308
Feb 21	vs East Tenn. State	*of	4	1	2	1	0	0	0	0	1	0	0	0	0	0	0	0	0	0	.333
Feb 22	vs East Tenn. State	*of	3	2	1	0	1	0	0	0	0	0	1	0	0	0	0	1	0	0	.333
Feb 22	at Kennesaw State	*of	4	0	1	0	1	0	0	0	0	0	0	0	0	0	2	0	1	0	.324
Feb 23	vs Rhode Island	*of/dh	3	1	2	0	0	1	0	0	0	0	0	0	0	0	0	0	0	0	.350
Feb 23	at Kennesaw State	*of	4	0	2	1	0	0	0	0	0	0	0	0	0	0	1	0	0	0	.364
Feb 28	vs Delaware State	*of	2	2	2	2	0	0	2	1	0	0	0	0	0	0	0	0	0	0	.391
Feb 28	at Hampton	*dh	2	1	2	1	0	0	0	1	0	1	0	0	0	0	0	0	0	0	.417
Feb 29	vs Howard	*of/dh	3	0	0	0	0	0	0	1	0	0	0	0	0	1	1	0	0	0	.392
Feb 29	at Norfolk State	*of/dh	4	1	2	3	1	0	1	0	0	0	0	0	0	0	0	0	0	0	.400
Mar 01	at Norfolk State	*of	3	2	2	5	0	0	1	1	0	0	0	0	0	0	0	0	0	0	.414
Mar 04	AKRON-1	*of/dh	2	2	1	1	0	0	1	2	0	0	0	0	0	0	0	0	0	0	.417
Mar 04	AKRON-2	*of/dh	2	1	0	1	0	0	0	2	0	0	0	0	0	0	0	0	0	0	.403
Mar 07	BUCKNELL	*of	2	0	0	0	0	0	0	1	0	0	0	0	0	0	1	0	0	0	.391
Mar 07	RUTGERS	*of/dh	4	1	2	4	0	0	1	0	0	0	0	0	0	0	1	0	0	0	.397
Mar 08	BUCKNELL	*of	3	0	0	0	0	0	0	0	0	0	0	0	0	0	1	2	0	0	.380
Mar 08	RUTGERS	*of	3	2	3	7	0	0	2	0	0	0	0	0	0	0	0	0	0	0	.405
Totals		24gs	74	23	30	36	3	1	12	12	1	2	3	0	0	1	11	10	2	1	.405

On base pct. .506 • Slugging pct. .959

Mya Stevenson Career Stats																							
Year	avg	gp-gs	ab	r	h	2b	3b	hr	rbi	tb	slg%	bb	hbp	so	gdp	ob%	sf	sh	sb-att	po	a	e	fld%
2019	.329	61-59	170	42	56	10	2	20	58	130	.765	22	3	45	0	.411	2	0	4-5	18	2	3	.870
2020	.405	24-24	74	23	30	3	1	12	36	71	.959	12	3	11	1	.506	0	0	1-3	10	2	1	.923
TOTAL	.352	85-83	244	65	86	13	3	32	94	201	.824	34	6	56	1	.441	2	0	5-8	28	4	4	.889





27 Junior - Rachel Rousseau - OF										Morgantown, West Virginia									
Career Highs										Season Highs									
At-Bats: 5 (2x) last vs. WKU 4/7/19										At-Bats: 4 (12x) last vs. Akron 3/4									
Runs: 2 (7x) last vs. Akron 3/4/20										Runs: 2 (4x) last vs. Akron 3/4									
Hits: 3 (3x) last vs. Delaware State 2/28/20										Hits: 3 (2x) last vs. Delaware State 2/28									
RBI: 5 vs. FAU 5/5/19										RBI: 4 vs. Akron 3/4									
Doubles: 2 vs. UC-Riverside 2/8/19										Doubles: 1 (5x) last vs. Delaware State 2/28									
Triples: 1 vs. FAU 5/5/19										Triples:									
Home Runs: 1 (9x) last vs. Akron 3/4/20										Home Runs: 1 (2x) last vs. Akron 3/4									
Walks: 1 (10x) last at Liberty 5/18/19 (NISC)										Walks:									
SB: 2 vs. ETSU 2/22/20										SB: 2 vs. ETSU 2/22									
Putouts: 4 (4x) last at Kennesaw State 2/23/20										Putouts: 4 (2x) last at Kennesaw State 2/23									
Assists: 1 (7x) last vs. Akron 3/4/20										Assists: 1 (2x) last vs. Akron 3/4									
Career/Season																			
2+ Hit Games: 16/9										2+ Hit Games: 16/9									
2+ SB Games: 1/1										2+ SB Games: 1/1									
2+ Runs Games: 7/4										2+ Runs Games: 7/4									
2+ RBI Games: 11/1										2+ RBI Games: 11/1									
2+ BB Games:										2+ BB Games:									
1,000 Avg. Games (at least 2-2): 2/1										1,000 Avg. Games (at least 2-2): 2/1									
Hitting Streaks 5+ Games: 1										Hitting Streaks 5+ Games: 1									
Hitting Streaks 10+ Games:										Hitting Streaks 10+ Games:									
Career Long Hitting Streak: 6 ('19)										Career Long Hitting Streak: 6 ('19)									
Season/Current Hit Streak: 3 (3x)/1										Season/Current Hit Streak: 3 (3x)/1									
Career Long OB Streak: 11 ('19)										Career Long OB Streak: 11 ('19)									
Season/Current OB Streak: 7/1										Season/Current OB Streak: 7/1									

#27 ROUSSEAU, Rachel - 24 games (All games)

Date	Opponent	Pos	AB	R	H	RBI	2B	3B	HR	BB	SB	CS	HBP	SAC	SF	GDP	K	PO	A	E	Avg
Feb 07	vs Saint Francis	*of	4	1	0	0	0	0	0	0	0	0	0	0	0	0	2	0	0	0	.000
Feb 07	vs Bucknell	*of	4	2	2	0	1	0	0	0	1	0	0	0	0	0	2	1	0	0	.250
Feb 09	at USC Upstate	*of	4	0	3	0	1	0	0	0	0	0	0	0	0	0	0	3	0	0	.417
Feb 14	vs Lipscomb	*of	3	1	1	0	0	0	0	0	1	0	0	0	0	0	0	0	0	0	.400
Feb 14	at Chattanooga	*of	4	1	0	0	0	0	0	0	1	0	0	0	0	0	1	1	0	0	.316
Feb 15	vs Ohio University	*of	3	1	2	1	0	0	0	0	0	0	0	0	0	0	0	4	0	0	.364
Feb 15	vs Tennessee Tech	*of	3	0	0	0	0	0	0	0	0	0	0	0	0	0	1	0	0	0	.320
Feb 16	vs Indiana State	*of	3	1	1	1	0	0	0	0	1	0	0	0	0	0	0	1	0	0	.321
Feb 21	vs East Tenn. State	*of	4	0	1	1	1	0	0	0	0	0	0	0	0	0	0	3	0	0	.312
Feb 22	vs East Tenn. State	*of	4	2	2	0	0	0	0	0	2	0	0	0	0	0	0	1	0	0	.333
Feb 22	at Kennesaw State	*of	3	0	0	0	0	0	0	0	0	0	0	0	0	0	1	1	0	0	.308
Feb 23	vs Rhode Island	*of	3	1	1	0	1	0	0	0	0	0	0	0	0	0	0	2	0	0	.310
Feb 23	at Kennesaw State	*of	4	0	2	0	0	0	0	0	0	0	0	0	0	0	1	4	0	0	.326
Feb 28	vs Delaware State	*of	3	1	3	0	1	0	0	0	0	0	0	0	0	0	0	0	0	0	.367
Feb 28	at Hampton	*of	4	0	0	0	0	0	0	0	0	0	0	0	0	0	0	1	0	0	.340
Feb 29	vs Howard	*of	4	2	2	0	0	0	0	0	0	0	0	0	0	0	0	3	0	0	.351
Feb 29	at Norfolk State	*of	4	1	2	1	0	0	1	0	0	0	0	0	0	0	1	0	0	0	.361
Mar 01	at Norfolk State	*of	4	1	1	0	0	0	0	0	0	0	0	0	0	0	0	2	1	0	.354
Mar 04	AKRON-1	*of	4	1	0	0	0	0	0	0	1	0	0	0	0	0	0	3	1	0	.333
Mar 04	AKRON-2	*of	3	2	2	4	0	0	1	0	0	0	0	0	0	0	1	1	0	0	.347
Mar 07	BUCKNELL	*of	3	0	0	0	0	0	0	0	0	0	0	0	0	0	1	2	0	0	.333
Mar 07	RUTGERS	*of	3	1	1	0	0	0	0	0	1	0	0	0	0	0	1	3	0	0	.333
Mar 08	BUCKNELL	*of	3	0	0	0	0	0	0	0	0	0	0	0	0	0	1	0	0	0	.321
Mar 08	RUTGERS	*of	2	1	1	0	0	0	0	0	1	0	0	0	0	0	0	2	0	0	.325
Totals		24gs	83	20	27	8	5	0	2	0	9	0	0	0	0	0	13	38	2	0	.325

On base pct. .325 • Slugging pct. .458

## Rachel Rousseau Career Stats

Year	avq	qp-gs	ab	r	h	2b	3b	hr	rbi	tb	slg%	bb	hbp	so	gdp	ob%	sf	sh	sb-alt	po	a	e	fld%
2018	.238	41-5	21	8	5	4	0	0	5	9	.429	2	0	4	0	.304	0	0	5-9	9	1	0	1.000
2019	.252	34-34	107	20	27	9	1	7	30	59	.551	8	3	11	2	.319	1	2	3-6	51	4	0	1.000
2020	.325	24-24	83	20	27	5	0	2	8	38	.458	0	0	13	0	.325	0	0	9-9	38	2	0	1.000
TOTAL	.280	99-63	211	48	59	18	1	9	43	106	.502	10	3	28	2	.320	1	2	17-24	98	7	0	1.000



28 Senior - Haleigh Christopher - C

Huntington, West Virginia

Career Highs	Season Highs	Career/Season
At-Bats: 5 (5x) last at Notre Dame Coll. 4/13/19	At-Bats: 4 (5x) last at Norfolk State 3/1	2+ Hit Games: 45/3
Runs: 2 (16x) last vs. ETSU 2/22/20	Runs: 2 vs. ETSU 2/22	2+ HR Games: 2
Hits: 4 at Notre Dame Coll. 4/14/17	Hits: 2 (3x) last vs. Delaware State 2/28	2+ Runs Games: 16/1
RBI: 5 at Kutztown Univ. 5/13/17	RBI: 4 vs. ETSU 2/22	2+ RBI Games: 51/6
Doubles: 3 vs. Concord 4/3/17	Doubles: 1 (2x) last vs. Rutgers 3/7	2+ BB Games: 16/3
Triples: 1 (2x) last at Minn. Crookston 3/11/18	Triples:	1,000 Avg. Games (at least 2-2): 13/1
Home Runs: 2 (2x) last at W.Va. Wesleyan 4/6/19	Home Runs: 1 (6x) last vs. Rutgers 3/8	Hitting Streaks 5+ Games: 9
Walks: 3 (2x) last vs. West Liberty 3/23/19	Walks: 2 (3x) last vs. Bucknell 3/7	Hitting Streaks 10+ Games: 1
SB:	SB:	Career Long Hitting Streak: 10 ('17)
Putouts: 16 vs. Lock Haven 3/11/19	Putouts: 12 at Norfolk State 2/29	Season/Current Hit Streak: 3/1
Assists: 3 (2x) last at W.Va. Tech 3/26/19	Assists: 1 (3x) last vs. Bucknell 3/8	Career Long OB Streak: N/A
		Season/Current OB Streak: 7/1

University of Charleston stats

Year	GP	GS	Avg.	AB	Runs	Hits	2B	3B	HR	RBI	TB	SLG%	BB	HBP	SO	GDP	OB%
2017	56	56	0.419	167	36	70	21	1	15	62	138	0.826	20	5	16	1	0.492
2018	52	52	0.329	152	20	50	9	1	11	41	94	0.618	25	8	23	0	0.444
2019	54	54	0.372	145	28	54	8	0	16	51	110	0.759	35	5	18	2	0.503
Totals	162	162	0.375	464	84	174	38	2	42	154	342	0.737	80	18	57	3	0.480

#28 CHRISTOPHER, Haleigh - 21 games (All games)

Date	Opponent	Pos	AB	R	H	RBI	2B	3B	HR	BB	SB	CS	HBP	SAC	SF	GDP	K	PO	A	E	Avg
Feb 07	vs Saint Francis	*dh	4	0	1	0	0	0	0	0	0	0	0	0	0	0	0	0	0	0	.250
Feb 07	vs Bucknell	*c	4	0	1	0	0	0	0	0	0	0	0	0	0	0	1	10	0	1	.250
Feb 09	at USC Upstate	ph	1	0	0	0	0	0	0	0	0	0	0	0	0	0	1	0	0	0	.222
Feb 14	vs Lipscomb	*dh	3	0	0	0	0	0	0	0	0	0	0	0	0	0	0	0	0	0	.167
Feb 14	at Chattanooga	*c	3	0	0	0	0	0	0	0	0	0	0	0	0	0	2	9	1	0	.133
Feb 15	vs Tennessee Tech	ph	1	0	0	0	0	0	0	0	0	0	0	0	0	0	0	0	0	0	.125
Feb 22	vs East Tenn. State	ph/c	2	2	2	4	0	0	1	0	0	0	0	0	0	0	0	0	0	0	.222
Feb 22	at Kennesaw State	*c	4	1	2	3	0	0	1	0	0	0	0	0	0	0	2	4	0	0	.273
Feb 23	vs Rhode Island	*c	3	1	1	0	0	0	0	0	0	0	0	0	0	0	0	2	0	0	.280
Feb 23	at Kennesaw State	*c	3	0	0	0	0	0	0	1	0	0	0	0	0	0	1	4	1	0	.250
Feb 28	vs Delaware State	*c	3	0	2	0	1	0	0	0	0	0	0	0	0	0	0	5	0	0	.290
Feb 28	at Hampton	*c	3	1	1	2	0	0	1	0	0	0	0	0	0	0	0	6	0	0	.294
Feb 29	vs Howard	*dh	0	0	0	1	0	0	0	2	0	0	0	0	0	0	0	0	0	0	.294
Feb 29	at Norfolk State	*c	4	0	0	0	0	0	0	0	0	0	0	0	0	0	1	12	0	0	.263
Mar 01	at Norfolk State	*dh	4	1	1	2	0	0	1	0	0	0	0	0	0	0	0	0	0	0	.262
Mar 04	AKRON-1	*dh	1	1	1	2	0	0	1	2	0	0	0	0	0	0	0	0	0	0	.279
Mar 04	AKRON-2	*dh	2	0	0	1	0	0	0	1	0	0	0	0	0	0	0	0	0	0	.267
Mar 07	BUCKNELL	*dh	1	0	0	0	0	0	0	2	0	0	0	0	0	0	0	0	0	0	.261
Mar 07	RUTGERS	*dh	3	0	1	0	1	0	0	0	0	0	0	0	0	0	1	0	0	0	.265
Mar 08	BUCKNELL	*c	3	0	0	0	0	0	0	0	0	0	0	0	0	0	1	4	1	0	.250
Mar 08	RUTGERS	*dh	2	1	1	2	0	0	1	0	0	0	0	0	0	0	0	0	0	0	.259
Totals		18gs	54	8	14	17	2	0	6	8	0	0	0	0	0	0	10	56	3	1	.259

On base pct. .355 • Slugging pct. .630

Haleigh Christopher Career Stats (Marshall)																							
Year	avg	gp-gs	ab	r	h	2b	3b	hr	rbi	tb	slg%	bb	hbp	so	gdp	ob%	sf	sh	sb-att	po	a	e	fld%
2020	.259	21-18	54	8	14	2	0	6	17	34	.630	8	0	10	0	.355	0	0	0-0	56	3	1	.983
TOTAL	.259	21-18	54	8	14	2	0	6	17	34	.630	8	0	10	0	.355	0	0	0-0	56	3	1	.983



## 34 Freshman - Ashley Blessin - P

Plant City, Florida

### Career Highs

IP: 6.0 (2x) last vs. Bucknell 3/7

Ks: 7 vs. Bucknell 3/7

2+ Strikeout Games: 10

5+ Strikeout Games: 1

10+ Strikeout Games:

3+ Innings Pitched Games: 7

5+ Innings Pitched Games: 4

*1st career win vs. ETSU Feb. 22, 2020*

### Streaks:

**1 Strikeout Career:** 6 (2/28-3/7)

**Current:** 1

**2+ Strikeouts:** 6 (2/28-3/7)

**Current:** 1

**5+ Strikeouts:** 0

**Current:** 0

**10+ Strikeouts:**

**Season: Current:**

**3+ IP:** 2 (2x)

**Current:** 1

**5+ IP:** 2 (3/4-7)

**Current:** same

#34 BLESSIN, Ashley - 9 games (All games)

Date	Opponent	Pos	AB	R	H	RBI	2B	3B	HR	BB	SB	CS	HBP	SAC	SF	GDP	K	PO	A	E	Avg
Feb 14	at Chattanooga	p	0	0	0	0	0	0	0	0	0	0	0	0	0	0	0	0	1	0	.000
Feb 15	vs Ohio University	*p	0	0	0	0	0	0	0	0	0	0	0	0	0	0	0	1	2	0	.000
Feb 22	vs East Tenn. State	*p	0	0	0	0	0	0	0	0	0	0	0	0	0	0	0	0	2	0	.000
Feb 28	vs Delaware State	*p	0	0	0	0	0	0	0	0	0	0	0	0	0	0	0	1	2	0	.000
Feb 29	vs Howard	*p	0	0	0	0	0	0	0	0	0	0	0	0	0	0	0	0	1	0	.000
Mar 01	at Norfolk State	*p	0	0	0	0	0	0	0	0	0	0	0	0	0	0	0	1	0	0	.000
Mar 04	AKRON-2	*p	0	0	0	0	0	0	0	0	0	0	0	0	0	0	0	0	4	0	.000
Mar 07	BUCKNELL	*p	0	0	0	0	0	0	0	0	0	0	0	0	0	0	0	0	1	0	.000
Mar 08	RUTGERS	*p	0	0	0	0	0	0	0	0	0	0	0	0	0	0	0	0	3	0	.000
Totals		8gs	0	0	0	0	0	0	0	0	0	0	0	0	0	0	0	3	16	0	.000


On base pct. .000 • Slugging pct. .000

#34 BLESSIN, Ashley - 15 appearances (All games)

Date	Opponent	GS	IP	H	R	ER	BB	SO	2B	3B	HR	WP	BK	HBP	IBB	Score	W-L	Sv	ERA	NP
Feb 07	vs Bucknell		1.2	1	0	0	0	2	0	0	0	0	0	0	0	9-4	0-0	0	0.00	13
Feb 14	vs Lipscomb		0.0	0	2	0	3	0	0	0	0	0	0	0	0	6-14	0-0	0	0.00	15
Feb 14	at Chattanooga		2.1	2	0	0	0	3	0	0	0	0	0	0	0	8-10	0-0	0	0.00	30
Feb 15	vs Ohio University	*	4.0	6	4	4	3	2	1	1	0	0	0	0	0	6-5	0-0	0	3.50	67
Feb 21	vs East Tenn. State		1.0	0	0	0	0	0	0	0	0	0	0	0	0	5-4	1-0	0	3.11	10
Feb 22	vs East Tenn. State	*	4.1	3	1	1	2	1	1	0	0	0	0	0	0	9-1	2-0	0	2.62	62
Feb 23	at Kennesaw State	*	0.0	0	1	1	1	0	0	0	0	0	0	0	0	1-5	2-0	0	3.15	6
Feb 28	vs Delaware State	*	6.0	1	0	0	1	4	0	0	0	0	0	0	0	8-0	3-0	0	2.17	61
Feb 29	vs Howard	*	4.2	8	4	4	0	2	0	0	0	0	0	1	0	9-8	4-0	0	2.92	81
Feb 29	at Norfolk State		1.0	0	0	0	0	2	0	0	0	0	0	0	0	10-6	4-0	0	2.80	13
Mar 01	at Norfolk State	*	2.1	5	4	4	1	2	0	0	1	1	0	0	0	14-4	4-0	0	3.59	50
Mar 04	AKRON-2	*	5.0	2	0	0	1	4	1	0	0	1	0	1	0	8-0	5-0	0	3.03	73
Mar 07	BUCKNELL	*	6.0	5	3	0	3	7	0	2	0	0	0	0	0	4-3	6-0	0	2.56	105
Mar 07	RUTGERS		0.0	2	1	1	0	0	1	0	0	0	0	0	0	9-8	6-0	0	2.74	10
Mar 08	RUTGERS	*	5.0	3	1	1	1	4	0	0	0	0	0	3	0	9-1	7-0	0	2.58	74
Totals		9	43.1	38	21	16	16	33	4	3	1	2	0	5	0	115-73	7-0	0	2.58	-

## Ashley Blessin Career Stats

Year	era	w-l	app	qs	cq	sho	sv	ip	h	r	er	bb	so	2b	3b	hr	bf	bavg	wp	hbp	bk	sfa	sha
2020	2.58	7-0	15	9	3	2/0	0	43.1	38	21	16	16	33	4	3	1	188	.229	2	5	0	0	1
TOTAL	2.58	7-0	15	9	3	2/0	0	43.1	38	21	16	16	33	4	3	1	188	.229	2	5	0	0	1



## 40 Junior - Laney Jones - Pitcher

Doylestown, Ohio

### Career Highs (only 2019)

IP: 12 vs. Grand Valley State 3/24/19

Ks: 10 at Parkside 4/6/19

2+ Strikeout Games: 43

5+ Strikeout Games: 19

10+ Strikeout Games: 1

3+ Innings Pitched Games: 38

5+ Innings Pitched Games: 29

1st career win at MU 2/7/20 vs. Bucknell

1st career save at MU 2/15/20 vs. Ohio

### Season Highs

IP: 7.0 (3x) last vs. Akron 3/4

Ks: 8 (2x) last at Norfolk State 2/29

2+ Strikeout Games: 15

5+ Strikeout Games: 5

10+ Strikeout Games:

3+ Innings Pitched Games: 12

5+ Innings Pitched Games: 6

1st win of year 2/7 vs. Bucknell

1st save of year 2/15 vs. Ohio

### Streaks:

1 Strikeout Career: 14 (2x)

Current: 9

2+ Strikeouts: 14 (4/6/19-5/3-19)

Current: 2

5+ Strikeouts: 5 (3/5/19-3/15/19)

Current: 0

10+ Strikeouts:

Current:

3+ IP: 12 (3/5/19-3/31/19)

Current: 2

5+ IP: 10 (4/6/19-4/26/19)

Current: 0

### Ashland University stats

	APP	GS	W	L	SV	CG	IP	H	R	ER	BB	K	K/7	HR	ERA
2017-18	21	13	6	5	0	5	83.2	87	52	47	39	61	5.10	6	3.93
2018-19	31	26	15	11	1	21	178.1	166	88	55	58	137	5.38	8	2.16
Total	52	39	21	16	1	26	262.0	253	140	102	97	198	5.29	14	2.73

#40 JONES, Laney - 6 games (All games)

Date	Opponent	Pos	AB	R	H	RBI	2B	3B	HR	BB	SB	CS	HBP	SAC	SF	GDP	K	PO	A	E	Avg
Feb 14	vs Lipscomb	*p	0	0	0	0	0	0	0	0	0	0	0	0	0	0	0	0	1	0	.000
Feb 16	vs Indiana State	*p	0	0	0	0	0	0	0	0	0	0	0	0	0	0	0	0	1	0	.000
Feb 22	at Kennesaw State	*p	0	0	0	0	0	0	0	0	0	0	0	0	0	0	0	1	0	0	.000
Feb 28	at Hampton	*p	0	0	0	0	0	0	0	0	0	0	0	0	0	0	0	0	1	0	.000
Mar 04	AKRON-1	*p	0	0	0	0	0	0	0	0	0	0	0	0	0	0	0	0	1	0	.000
Mar 07	RUTGERS	*p	0	0	0	0	0	0	0	0	0	0	0	0	0	0	0	0	1	0	.000
Totals		6gs	0	0	0	0	0	0	0	0	0	0	0	0	0	0	0	1	5	0	.000

On base pct. .000 • Slugging pct. .000

#40 JONES, Laney - 18 appearances (All games)

Date	Opponent	GS	IP	H	R	ER	BB	SO	2B	3B	HR	WP	BK	HBP	IBB	Score	W-L	Sv	ERA	NP
Feb 07	vs Bucknell	*	4.0	5	3	2	3	6	0	1	0	0	0	2	0	9-4	1-0	0	3.50	65
Feb 09	at USC Upstate		3.2	5	1	1	1	3	0	0	0	0	0	1	0	5-3	2-0	0	2.74	67
Feb 14	vs Lipscomb	*	1.2	5	4	4	2	2	0	1	0	0	0	0	0	6-14	2-1	0	5.25	50
Feb 14	at Chattanooga		3.0	3	4	4	2	4	0	0	0	0	0	0	0	8-10	2-1	0	6.24	50
Feb 15	vs Ohio University		1.0	1	0	0	0	0	1	0	0	0	0	0	0	6-5	2-1	1	5.78	12
Feb 15	vs Tennessee Tech	*	7.0	3	1	1	2	5	0	0	0	0	0	1	0	6-1	3-1	1	4.13	106
Feb 16	vs Indiana State	*	5.0	5	1	1	3	4	2	0	0	0	0	0	0	9-1	4-1	1	3.59	86
Feb 21	vs East Tenn. State	*	7.0	9	4	3	4	8	1	0	1	0	0	2	0	5-4	4-1	1	3.46	158
Feb 22	at Kennesaw State	*	1.0	4	2	2	0	0	0	1	0	0	0	0	0	6-10	4-1	1	3.78	27
Feb 23	vs Rhode Island	*	5.0	1	0	0	2	2	0	0	0	0	0	0	0	8-0	5-1	1	3.29	77
Feb 23	at Kennesaw State		1.2	0	0	0	3	2	0	0	0	0	0	0	0	1-5	5-1	1	3.15	38
Feb 28	at Hampton	*	3.0	6	3	2	0	3	1	0	1	0	0	0	0	12-3	6-1	1	3.26	51
Feb 29	vs Howard		1.1	0	0	0	0	1	0	0	0	0	0	0	0	9-8	6-1	2	3.16	18
Feb 29	at Norfolk State	*	6.0	7	6	3	2	8	2	0	0	0	0	0	0	10-6	7-1	2	3.20	127
Mar 04	AKRON-1	*	7.0	6	3	3	2	7	1	0	1	0	0	0	0	8-3	8-1	2	3.17	104
Mar 07	BUCKNELL		1.0	0	0	0	1	1	0	0	0	0	0	0	0	4-3	8-1	3	3.12	18
Mar 07	RUTGERS	*	4.2	4	3	3	1	3	0	0	1	0	0	0	0	9-8	8-1	4	3.22	88
Mar 08	BUCKNELL	*	4.2	7	6	6	2	2	0	0	0	0	0	0	0	1-6	8-2	4	3.62	88
Totals		12	67.2	71	41	35	30	61	8	3	4	0	0	6	0	122-94	8-2	4	3.62	-

## Laney Jones Career Stats (Marshall)

Year	era	w-l	app	qs	cq	sho	sv	ip	h	r	er	bb	so	2b	3b	hr	bf	bavg	wp	hbp	bk	sfa	sha
2020	3.62	8-2	18	12	4	1/0	4	67.2	71	41	35	30	61	8	3	4	310	.269	0	6	0	4	6
TOTAL	3.62	8-2	18	12	4	1/0	4	67.2	71	41	35	30	61	8	3	4	310	.269	0	6	0	4	6





43 Junior - Aly Harrell - INF										Gahanna, Ohio									
Career Highs										Season Highs									
At-Bats: 4 (18x) last vs. Akron 3/4/20										At-Bats: 4 (6x) last vs. Akron 3/4									
Runs: 3 vs. Presbyterian 2/16/19										Runs: 2 (5x) last vs. Rutgers 3/7									
Hits: 4 vs. Tennessee Tech 2/15/20										Hits: 4 vs. Tennessee Tech 2/15									
RBI: 4 (5x) last vs. Rhode Island 2/23/20										RBI: 4 (3x) last vs. Rhode Island 2/23									
Doubles: 2 (2x) last at Norfolk State 2/29/20										Doubles: 2 at Norfolk State 2/29									
Triples:										Triples:									
Home Runs: 2 vs. Presbyterian 2/16/19										Home Runs: 1 (5x) last vs. Akron 3/4									
Walks: 4 vs. WKU 4/7/19										Walks: 3 (2x) last vs. Howard 2/29									
SB: 1 at Ohio 4/25/18										SB:									
HBP: 3 at No. 20 JMU 3/27/19										HBP: 2 at USC Upstate 2/9									
Putouts: 14 at UTSA 4/7/18										Putouts: 11 (2x) last at Norfolk State 3/1									
Assists: 2 (3x) last vs. ETSU 2/21/20										Assists: 2 (3x) last vs. ETSU 2/21									
Career/Season																			
2+ Hit Games: 30/9										2+ HR Games: 1/1   Grand Slams: 2/1									
2+ Runs Games: 12/5										2+ RBI Games: 25/6									
2+ BB Games: 31/7										1,000 Avg. Games (at least 2-2): 6/2									
Hitting Streaks 5+ Games: 4/2										Hitting Streaks 10+ Games:									
Career Long Hitting Streak: 7 ('20)										Season/Current Hit Streak: 7/0									
Career Long OB Streak: 24 ('19)										Season/Current OB Streak: 23/0									

#43 HARRELL, Aly - 24 games (All games)

Date	Opponent	Pos	AB	R	H	RBI	2B	3B	HR	BB	SB	CS	HBP	SAC	SF	GDP	K	PO	A	E	Avg
Feb 07	vs Saint Francis	*1b	1	0	1	1	1	0	0	2	0	0	1	0	0	0	0	4	1	1	1.000
Feb 07	vs Bucknell	*1b	2	1	0	0	0	0	0	2	0	0	0	0	0	0	0	3	0	0	.333
Feb 09	at USC Upstate	*1b	3	1	2	0	0	0	0	0	0	0	2	0	0	0	0	4	0	0	.500
Feb 14	vs Lipscomb	*1b	1	2	1	3	0	0	1	2	0	0	0	0	0	0	0	4	2	0	.571
Feb 14	at Chattanooga	*1b	3	0	1	0	0	0	0	1	0	0	0	0	0	0	1	2	0	0	.500
Feb 15	vs Ohio University	*1b	3	1	2	4	1	0	1	0	0	0	1	0	0	0	0	7	2	0	.538
Feb 15	vs Tennessee Tech	*1b	4	1	4	4	1	0	1	0	0	0	0	0	0	0	0	3	0	0	.647
Feb 16	vs Indiana State	*1b	3	1	2	0	0	0	0	0	0	0	0	0	0	0	0	3	0	0	.650
Feb 21	vs East Tenn. State	*1b	2	0	1	0	0	0	0	2	0	0	0	0	0	0	0	9	2	0	.636
Feb 22	vs East Tenn. State	*1b	1	1	0	0	0	0	0	3	0	0	0	0	0	0	0	11	0	0	.609
Feb 22	at Kennesaw State	*1b	4	0	2	2	1	0	0	0	0	0	0	0	0	0	0	8	0	0	.593
Feb 23	vs Rhode Island	*1b	3	1	2	4	0	0	1	0	0	0	0	0	1	0	1	3	0	0	.600
Feb 23	at Kennesaw State	*1b	3	0	1	0	0	0	0	1	0	0	0	0	0	0	0	4	1	0	.576
Feb 28	vs Delaware State	*1b	4	0	1	0	0	0	0	0	0	0	0	0	0	0	0	7	0	0	.541
Feb 28	at Hampton	*1b	2	2	1	1	0	0	0	2	0	0	0	0	0	0	0	5	0	0	.538
Feb 29	vs Howard	*1b	0	1	0	0	0	0	0	3	0	0	1	0	0	0	0	7	0	0	.538
Feb 29	at Norfolk State	*1b	4	2	2	1	2	0	0	1	0	0	0	0	0	0	0	4	0	0	.535
Mar 01	at Norfolk State	*1b	4	2	2	0	0	0	0	0	0	0	0	0	0	0	0	11	0	1	.532
Mar 04	AKRON-1	*1b	4	0	0	0	0	0	0	0	0	0	0	0	0	0	0	5	0	0	.490
Mar 04	AKRON-2	*1b	2	1	2	2	0	0	1	1	0	0	1	0	0	0	0	8	0	0	.509
Mar 07	BUCKNELL	*1b	3	1	1	0	1	0	0	0	0	0	0	0	0	0	0	5	0	0	.500
Mar 07	RUTGERS	*1b	3	2	1	1	0	0	0	1	0	0	0	0	0	0	0	9	0	0	.492
Mar 08	BUCKNELL	*1b	2	0	1	0	1	0	0	1	0	0	0	0	0	0	0	8	0	0	.492
Mar 08	RUTGERS	*1b	3	0	0	0	0	0	0	0	0	0	0	0	0	0	0	5	0	0	.469
Totals		24gs	64	20	30	23	8	0	5	22	0	0	6	0	1	0	2	139	8	2	.469

On base pct. .624 • Slugging pct. .828

Aly Harrell Career Stats																							
Year	avq	qp-gs	ab	r	h	2b	3b	hr	rbi	tb	slg%	bb	hbp	so	qdp	ob%	sf	sh	sb-att	po	a	e	fld%
2018	.350	48-43	120	18	42	10	0	11	41	85	.708	23	7	9	2	.480	0	2	1-1	136	6	2	.986
2019	.338	64-64	145	35	49	10	0	14	40	101	.697	68	17	13	2	.578	2	0	0-1	459	11	7	.985
2020	.469	24-24	64	20	30	8	0	5	23	53	.828	22	6	2	0	.624	1	0	0-0	139	8	2	.987
TOTAL	.368	136-131	329	73	121	28	0	30	104	239	.726	113	30	24	4	.556	3	2	1-2	734	25	11	.986



44 Junior - Katie Adams - C										Hurricane, West Virginia									
Career Highs										Season Highs									
At-Bats: 4 (10x) last vs. Rutgers 3/7/20										At-Bats: 4 (6x) last vs. Rutgers 3/7									
Runs: 2 vs. Akron 3/4/20										Runs: 2 vs. Akron 3/4									
Hits: 3 (2x) last at Norfolk State 2/29/20										Hits: 3 (2x) last at Norfolk State 2/29									
RBI: 5 vs. Howard 2/29/20										RBI: 5 vs. Howard 2/29									
Doubles: 2 vs. Akron 3/4/20										Doubles: 2 vs. Akron 3/4									
Triples:										Triples:									
Home Runs: 1 (2x) last vs. Bucknell 3/7/20										Home Runs: 1 (2x) last vs. Bucknell 3/7									
Walks: 2 (3x) last at USC Upstate 2/9/20										Walks: 2 at USC Upstate 2/9									
SB: 1 vs. Missouri 2/17/18										SB:									
Putouts: 8 (3x) last vs. Bucknell 3/7/20										Putouts: 8 (2x) last vs. Bucknell 3/7									
Assists: 3 vs. Bucknell 3/7/20										Assists: 3 vs. Bucknell 3/7									
Career/Season																			
2+ Hit Games: 10/5										2+ Hit Games: 10/5									
2+ HR Games:										2+ HR Games:									
2+ Runs Games: 1/1										2+ Runs Games: 1/1									
2+ RBI Games: 8/3										2+ RBI Games: 8/3									
2+ BB Games: 3/1										2+ BB Games: 3/1									
1,000 Avg. Games (at least 2-2): 1/1										1,000 Avg. Games (at least 2-2): 1/1									
Hitting Streaks 5+ Games: 2/1										Hitting Streaks 5+ Games: 2/1									
Hitting Streaks 10+ Games:										Hitting Streaks 10+ Games:									
Career Long Hitting Streak: 9 ('20)										Career Long Hitting Streak: 9 ('20)									
Season/Current Hit Streak: 9/same										Season/Current Hit Streak: 9/same									
Career Long OB Streak: 14 ('20)										Career Long OB Streak: 14 ('20)									
Season/Current OB Streak: 14/same										Season/Current OB Streak: 14/same									

#44 ADAMS, Katie - 20 games (All games)

Date	Opponent	Pos	AB	R	H	RBI	2B	3B	HR	BB	SB	CS	HBP	SAC	SF	GDP	K	PO	A	E	Avg
Feb 07	vs Saint Francis	*c	4	1	3	3	1	0	0	0	0	0	0	0	0	0	0	4	0	1	.750
Feb 07	vs Bucknell	*dh	3	1	1	1	0	0	0	0	0	0	0	0	0	0	1	0	0	0	.571
Feb 09	at USC Upstate	*c	2	0	0	0	0	0	0	2	0	0	0	0	0	0	1	5	1	0	.444
Feb 14	vs Lipscomb	*c	3	0	0	0	0	0	0	0	0	0	0	0	0	0	2	4	0	0	.333
Feb 14	at Chattanooga	ph	1	0	0	0	0	0	0	0	0	0	0	0	0	0	0	0	0	0	.308
Feb 15	vs Ohio University	*c	4	0	1	0	0	0	0	0	0	0	0	0	0	0	0	4	0	0	.294
Feb 15	vs Tennessee Tech	*c	3	0	1	0	0	0	0	0	0	0	0	0	0	0	0	5	1	0	.300
Feb 16	vs Indiana State	*c	3	0	2	1	0	0	0	0	0	0	0	0	0	0	0	4	0	0	.348
Feb 21	vs East Tenn. State	*c	4	0	1	0	0	0	0	0	0	0	0	0	0	0	1	8	0	0	.333
Feb 22	vs East Tenn. State	*c	2	0	0	0	0	0	0	0	0	0	0	0	0	0	2	1	0	0	.310
Feb 28	vs Delaware State	dh	2	0	0	0	0	0	0	1	0	0	0	0	0	0	0	0	0	0	.290
Feb 29	vs Howard	*c	3	0	2	5	0	0	0	0	1	0	0	0	0	0	0	3	0	0	.324
Feb 29	at Norfolk State	*dh/ph	4	1	3	1	1	0	0	0	0	0	0	0	0	0	0	0	0	0	.368
Mar 01	at Norfolk State	*c	4	1	1	1	0	0	1	0	0	0	0	0	0	0	0	2	0	0	.357
Mar 04	AKRON-1	*c	2	2	2	0	2	0	0	1	0	0	0	0	0	0	0	7	0	0	.386
Mar 04	AKRON-2	*c	2	0	1	0	0	0	0	1	0	0	0	0	0	0	0	4	0	0	.391
Mar 07	BUCKNELL	*c	2	1	1	2	0	0	1	1	0	0	0	0	0	0	1	8	3	1	.396
Mar 07	RUTGERS	*c	4	0	1	0	0	0	0	0	0	0	0	0	0	0	0	4	0	0	.385
Mar 08	BUCKNELL	*dh	3	0	1	1	0	0	0	0	0	0	0	0	0	0	0	0	0	0	.382
Mar 08	RUTGERS	*c	2	0	1	0	1	0	0	0	0	0	0	0	0	0	0	4	0	0	.386
Totals		18gs	57	7	22	15	5	0	2	6	1	0	0	0	0	0	8	67	5	2	.386

On base pct. .444 • Slugging pct. .579

Katie Adams Career Stats																							
Year	avg	gp-gs	ab	r	h	2b	3b	hr	rbi	tb	slg%	bb	hbp	so	gdp	ob%	sf	sh	sb-att	po	a	e	fld%
2018	.214	30-9	42	4	9	2	0	0	3	11	.262	5	0	8	0	.292	1	1	1-1	25	1	0	1.000
2019	.280	44-26	82	6	23	4	0	0	13	27	.329	12	2	8	0	.381	1	0	0-1	20	1	2	.913
2020	.386	20-18	57	7	22	5	0	2	15	33	.579	6	0	8	0	.444	0	0	1-1	67	5	2	.973
TOTAL	.298	94-53	181	17	54	11	0	2	31	71	.392	23	2	24	0	.380	2	1	2-3	112	7	4	.967



55 Senior - Blakely Burch - INF

Live Oak, Florida

Career Highs * at Marshall *	Season Highs	Career/Season
At-Bats: 5 (2x) last at USC Upstate 2/9/20	At-Bats: 5 at USC Upstate 2/9	2+ Hit Games: 18/2
Runs: 3 vs. WKU 4/7/19	Runs: 1 (7x) last vs. Rhode Island 2/23	2+ SB Games: 1
Hits: 3 (3x) last at MTSU 4/27/19	Hits: 2 (2x) last at Kennesaw State 2/23	2+ Runs Games: 12
RBI: 4 vs. UTSA 5/8/19	RBI: 3 vs. ETSU 2/22	2+ RBI Games: 11/2
Doubles: 1 (17x) last at Kennesaw State 2/23/20	Doubles: 1 (3x) last at Kennesaw State 2/23	2+ BB Games: 2
Triples: 1 (9x) last vs. ETSU 2/21/20	Triples: 1 vs. ETSU 2/21	1,000 Avg. Games (at least 2-2): 5
Home Runs: 1 (10x) last vs. Indiana State 2/16/20	Home Runs: 1 (2x) last vs. Indiana State 2/16	Hitting Streaks 5+ Games: 2/1
Walks: 2 (2x) last vs. ECU 2/16/19	Walks: 1 (2x) last vs. Indiana State 2/16	Hitting Streaks 10+ Games:
SB: 3 vs. UMass-Lowell 2/17/18	SB: 1 vs. Rhode Island 2/23	Career Long Hitting Streak: 7 ('20)
HBP: 2 (2x) last vs. Cal Poly 2/9/19	HBP: 1 (2x) last vs. Tennessee Tech 2/15	Season/Current Hit Streak: 7/same
Putouts: 10 vs. UMass-Lowell 2/17/18 (at 1st base)	Putouts: 2 (5x) last vs. ETSU 2/22	Career Long OB Streak: 19 ('18)
Assists: 5 (2x) last vs. FIU 3/31/18	Assists: 3 vs. ETSU 2/21	Season/Current OB Streak: 9/same

USC	Player	avg	gp-gs	ab	r	h	2b	3b	hr	rbi	tb	slg%	bb	hbp	so	gdp	ob%	sf	sh	sb-att	po	a	e	fld%
Upstate stats	BURCH, Blakely	.257	23-11	35	6	9	4	0	0	5	13	.371	1	0	8	0	.278	0	1	0-1	4	6	0	1.000

#55 BURCH, Blakely - 14 games (All games)

Date	Opponent	Pos	AB	R	H	RBI	2B	3B	HR	BB	SB	CS	HBP	SAC	SF	GDP	K	PO	A	E	Avg
Feb 07	vs Saint Francis	*3b	3	0	0	0	0	0	0	1	0	0	1	0	0	0	1	2	0	0	.000
Feb 07	vs Bucknell	*3b	4	1	1	0	0	0	0	0	0	0	0	0	0	0	1	2	0	0	.143
Feb 09	at USC Upstate	*3b	5	1	1	2	0	0	1	0	0	0	0	0	0	0	2	0	0	0	.167
Feb 14	vs Lipscomb	*3b	3	0	0	0	0	0	0	0	0	0	0	0	0	0	1	0	1	2	.133
Feb 14	at Chattanooga	*3b	4	1	1	0	1	0	0	0	0	0	0	0	0	0	0	2	0	0	.158
Feb 15	vs Ohio University	*3b	3	0	0	0	0	0	0	0	0	0	0	0	0	0	1	1	0	0	.136
Feb 15	vs Tennessee Tech	*3b	2	1	1	0	0	0	0	0	0	0	1	0	0	0	0	2	0	0	.167
Feb 16	vs Indiana State	*3b	2	1	1	1	0	0	1	1	0	0	0	0	0	0	0	1	0	0	.192
Feb 21	vs East Tenn. State	*3b	4	1	2	1	0	1	0	0	0	0	0	0	0	0	0	1	3	0	.233
Feb 22	vs East Tenn. State	*3b	3	0	1	3	1	0	0	0	0	0	0	1	0	0	0	2	1	0	.242
Feb 22	at Kennesaw State	*3b	3	0	1	0	0	0	0	0	0	0	0	0	0	0	1	1	2	0	.250
Feb 23	vs Rhode Island	*3b	2	1	1	1	0	0	0	0	1	0	0	0	1	0	0	1	0	0	.263
Feb 23	at Kennesaw State	*3b	3	0	2	0	1	0	0	0	0	0	0	0	0	0	0	0	0	0	.293
Feb 28	vs Delaware State	*3b/dh	0	0	0	0	0	0	0	0	0	0	0	0	0	0	0	0	0	0	.293
Totals		14gs	41	7	12	8	3	1	2	2	1	0	2	1	1	0	7	15	7	2	.293

On base pct. .348 • Slugging pct. .561

Blakely Burch Career Stats (Marshall)																							
Year	avg	gp-gs	ab	r	h	2b	3b	hr	rbi	tb	slg%	bb	hbp	so	gdp	ob%	sf	sh	sb-att	po	a	e	fld%
2018	.220	48-43	118	12	26	5	1	0	11	33	.280	10	6	25	1	.311	1	2	11-15	103	69	8	.956
2019	.257	62-60	171	43	44	9	7	8	35	91	.532	14	16	23	2	.366	1	3	6-6	58	111	16	.914
2020	.293	14-14	41	7	12	3	1	2	8	23	.561	2	2	7	0	.348	1	1	1-1	15	7	2	.917
TOTAL	.248	124-117	330	62	82	17	9	10	54	147	.445	26	24	55	3	.345	3	6	18-22	176	187	26	.933



77 Senior - Kailee Williamson - P			Norco, California		
<b>Career Highs</b> IP: 7.0 (9x) last vs. Saint Francis 2/7/20 Ks: 9 vs. UTSA 3/23/19 2+ Strikeout Games: 51 5+ Strikeout Games: 9 10+ Strikeout Games: 3+ Innings Pitched Games: 49 5+ Innings Pitched Games: 26 <i>1st career win 2/17/17 vs B. Cookman 10-2</i> <i>1st career save 2/10/19 vs. Portland State</i>		<b>Season Highs</b> IP: 7.0 vs. Saint Francis 2/7 Ks: 4 vs. Saint Francis 2/7 2+ Strikeout Games: 4 5+ Strikeout Games: 10+ Strikeout Games: 3+ Innings Pitched Games: 2 5+ Innings Pitched Games: 1 <i>1st win of year 2/15 vs. Ohio</i> <i>1st save of year</i>		<b>Streaks:</b> <b>1 Strikeout Career:</b> 16 (2/16-3/30) <b>Current:</b> 1 <b>2+ Strikeouts:</b> 10 (2/16-3/16) <b>Current:</b> 0 <b>5+ Strikeouts:</b> 1 <b>Current:</b> 1 <b>10+ Strikeouts:</b> <b>Season: Current:</b> <b>3+ IP:</b> 6 (2/23-3/16) <b>Current:</b> <b>5+ IP:</b> 3 (2/23-3/9) <b>Current:</b>	



# 2019 Marshall Thundering Herd TV/Radio Roster



1 Grace Chelemen - So., OF  
Woodhaven, Mich.



2 Brooke Burns - R-Jr., IF  
Chapin, S.C.



3 Armani Brown - Jr., IF  
Elk Grove, Calif.



4 Sierra Huerta - Sr., IF  
Fillmore, Calif.



5 Megan Stauffer - Jr., P  
Lansdale, Pa.



11 Carson Lyon - So., OF  
Monroe, La.



15 Delaney Heaberlin - Fr., P  
Eustis, Fla.



16 Saige Pye - Jr., IF  
Stockton, Calif.



17 Chloe Lee - So., OF  
Tampa, Fla.



21 Rachel Pennington - So., OF  
West Hamlin, W.Va.



22 Caitlin Myers - So., C  
Charles Town, W.Va.



23 Mya Stevenson - So., OF  
Mesquite, Texas



27 Rachel Rousseau - Jr., OF  
Morgantown, W.Va.



28 Haleigh Christopher - Sr., C  
Huntington, W.Va.



33 Caiti Mathes - Fr., IF  
Nitro, W.Va.



34 Ashley Blessin - Fr., P  
Plant City, Fla.



40 Laney Jones - Jr., P  
Doylestown, Ohio



43 Aly Harrell - Jr., IF  
Gahanna, Ohio



44 Katie Adams - Jr., C  
Hurricane, W.Va.



55 Blakely Burch - Sr., INF  
Live Oak, Fla.



77 Kailee Williamson - Sr., P  
Norco, Calif.



Head Coach  
Megan Smith - 2nd Season




Assistant Coach  
Corey Lyon - 2nd Season



Assistant Coach  
Maddie Holub - 2nd Season



Director of Operations  
Madi Marshall - 2nd Season



SID/Broadcaster  
Scott Hall - 17th Season

Athletic Trainer  
Becky Kaliher - 1st Season