



LOUISIANA TECH

27 NCAA Tournaments * 13 Final Fours *
8 National Title Games * 3 National Titles (1981 AIAW, 1982 NCAA, 1988 NCAA)

Game 7 & 8 LA Tech at Marshall

Date/Time: Friday, Jan. 1 (5 p.m.) & Saturday, Jan. 2 (2 p.m.)
Location: Cam Henderson Center (Huntington, W.V.)
Series History: LA Tech leads 4-3
Last Meeting: LA Tech 60, Marshall 50 (Feb. 8, 2020)
Media: CUSA.tv
Radio: LA Tech Sports Network (Sportsalk 99.3 FM)
Talent: Malcolm Butler (PxP)
Officials (Game 1): Michael McConnell, Kevin Pethtel, Natosha Harris
Officials (Game 2): Royce Blevins, Talisa Green, Neonta Williams

2020-21 Schedule

November	Media	Time/Result
25 McNeese State	CUSA.tv	W, 90-45
30 Grambling State	CUSA.tv	W, 79-69
December		
2 at #25 Texas	LHN	L, 84-57
8 Jackson State	CUSA.tv	W, 73-66
14 UAPB	CUSA.tv	Cancelled
17 ULM	CUSA.tv	W, 63-45
20 UL-Lafayette	CST/ESPN+	W, 68-65
January		
1 at Marshall*	CUSA.tv	5 p.m.
2 at Marshall*	CUSA.tv	2 p.m.
8 WKU*	ESPN+	6:30 p.m.
9 WKU*	CUSA.tv	4 p.m.
15 at UTSA*	CUSA.tv	6 p.m.
16 at UTSA*	ESPN+	4 p.m.
22 UTEP*	CUSA.tv	6:30 p.m.
23 UTEP*	CUSA.tv	4 p.m.
28 Southern Miss*	CUSA.tv	6:30 p.m.
30 at Southern Miss*	ESPN+	2 p.m.
February		
5 North Texas*	CUSA.tv	6:30 p.m.
6 North Texas*	CUSA.tv	4 p.m.
12 at UAB*	ESPN+	2 p.m.
13 at UAB*	CUSA.tv	2 p.m.
19 Middle Tennessee*	ESPN+	6:30 p.m.
20 Middle Tennessee*	CUSA.tv	4 p.m.
26 at Rice*	CUSA.tv	2 p.m.
27 at Rice*	CUSA.tv	4 p.m.
March		
10-13 at C-USA Tourney^	ESPN+	TBA

All Game Times are CT and subject to change

* indicates C-USA contest

^ - C-USA Tournament (Frisco, Texas)

MATCHUP



LA TECH LADY TECHSTERS (5-1, 0-0)

Head Coach: Brooke Stoehr

Record at LA Tech: 71-58 (5th year)

Career Record: 142-116 (9th year)



Marshall Thundering Herd (1-1, 0-0)

Head Coach: Tony Kemper

Record at School: 40-53 (4th Year)

Career Record: Same

LA Tech Storylines

* Louisiana Tech (5-1, 0-0 C-USA) opens up Conference USA action on the road in a New Year's Day special as the Lady Techsters travel to Marshall (1-1, 0-0 C-USA) to face the Thundering Herd in back-to-back games.

* LA Tech leads the series 4-3 despite the fact five of the previous seven games have come on the road in Huntington (Tech is 3-2 in Huntington). Tech defeated Marshall 60-50 last year in a rare match-up in Ruston. Marshall defeated LA Tech 90-88 in triple OT on Jan. 24, 2019, the last time these two teams met at the Cam Henderson Center.

* This is the first time LA Tech has played on New Year's Day since defeating Rice 76-66 in Ruston on Jan. 1, 2005. It marks only third time in program history that LA Tech has played on New Year's Day.

New Year's Day Games

2021	LA Tech at Marshall	Huntington, W.V.
2005	LA Tech 76, Rice 66	Ruston, La.
2000	UConn 90, LA Tech 63	Storrs, Connecticut

* Louisiana Tech is 24-9 all-time in regular season conference openers. Tech lost last year's league opener 66-60 at Southern Miss (Tech is just 2-5 all-time in C-USA openers).

* Louisiana Tech has used five different starting lineups in six games to start the season. Eight different players have made at least one start thus far.












WE ARE ... "LOUISIANA TECH"

WE ASK THAT YOU REFER TO US BY OUR CORRECT NAME AND ABBREVIATION. WHEN REFERRING TO US AS LA TECH, PLEASE KNOW ITS PRONOUNCED "LAH TECH". REFRAIN FROM SAYING "EL AYE TECH".

CORRECT -- Louisiana Tech, LA Tech (pronounced lah), Lady Techsters
INCORRECT -- LT OR LTU, La Tech, La. Tech, "El Aye" Tech

LA TECH WOMEN'S BASKETBALL **BY THE NUMBERS****1,144****Program wins (#4 all-time)****36****Conference Championships****27****NCAA Tournament Appearances****21****WNBA Players****19****Conference Players of the Year****17****30-Plus Win Seasons****16****Kodak All-Americans****8****National Title Games (79, 81, 82, 83, 87, 88, 94, 98)****8****Women's Basketball Hall of Famers****4****Olympians (Mulkey, Lawrence, Weatherspoon, Lacy)****3****National Championships (81, 82, 88)****3****Wade Trophy Winners (Kelly, Lawrence, Weatherspoon)****3****Naismith Basketball Hall of Famers (Barmore, Weatherspoon, Mulkey)****2****WNBA Rookies of the Year (Lennox - 2000, Ford - 2003)**

2020-21 LOUISIANA TECH WOMEN'S BASKETBALL

1		RAIZEL GUINTO • Sr. • G • 5-5 • Winnipeg, Manitoba, Canada	PTS 7.7	RBS 1.7	ASTS 3.3	FG% 33	3FG 6-26	FT% 92	<ul style="list-style-type: none"> Named the 2019-20 C-USA Co-6th Player of the Year Ranks No. 6 in career three-pointers (129) 3-time C-USA Commissioners Honor Roll honoree Only the 2nd Canadian to play for Techsters (Margaret Deciman) Kinesiology and health science major
2		KEIUNNA WALKER • Jr. • G • 5-6 • Lonoke, Ark.	PTS 16.3	RBS 3.3	ASTS 1.5	FG% 44	3FG 3-14	FT% 71	<ul style="list-style-type: none"> Named C-USA Player of the Week (Jan. 13, 2020) for performances vs. UTEP, UTSA Scored a career-high 28 in 87-80 win over UTEP (Jan. 11, 2020) Leads LA Tech with 13 charges drawn this year (had 29 last year) Interdisciplinary studies major (psychology, communication, and fashion merchandising and retail studies)
3		ROBYN LEE • Fr. • G • 5-8 • Moss Point, Miss.	PTS 6.0	RBS 1.0	STL 0.3	FG% 35	3FG 3-6	FT% 50	<ul style="list-style-type: none"> Led Moss Point HS to the Mississippi Class 4A state title game as a senior Scored 24 points and grabbed 11 rebounds in state title game Named the District MVP as a senior Named to the Clarion Ledger's Dandy Dozen Tea as a senior Interdisciplinary Studies major
10		AMBER DIXON • Sr. • G • 5-10 • Arlington, Texas	PTS 8.5	RBS 6.7	AST 2.3	FG% 49	3FG 3-7	FT% 82	<ul style="list-style-type: none"> 2020-21 Preseason C-USA All-Conference selection Tied for team lead with 89 assists and was second with 46 steals in 19-20 Scored career-high 26 in overtime loss at North Texas (Jan. 18, 2020) One of only two players that started every game in 2019-20 Kinesiology (Exercise and Health Promotions) major
15		MONETTE BOLDEN • Sr. • G • 5-6 • Abbeville, La.	PTS 2.3	RBS 1.0	AST 0.8	FG% 25	3FG 2-9	FT% 50	<ul style="list-style-type: none"> Nickname is Mo Set the program single season scoring record at BPCC with 668 points in 2018-19 Named district MVP at Erath High School Also lettered in soccer and track and field at Erath HS Interdisciplinary studies major (Psychology, Kinesiology and Entrepreneurship)
21		BRIANNA HARRIS • Jr. • F • 6-0 • Mobile, Ala.	PTS 11.4	RBS 4.4	BLK 1.0	FG% 68	3FG 2-4	FT% 81	<ul style="list-style-type: none"> Nickname is Bre (BREE) Scored 25 points vs #25 Texas (Dec. 2, 2020) 2-time C-USA Commissioner's Honor Roll honoree Her uncle Jerald Harris played at Alabama A&M; er uncle Justin Harris played at UAB Psychology major
22		TYLER JACKSON • Fr. • G • 5-9 • Allen, Texas	PTS 3.7	RBS 2.7	STL 1.0	FG% 22	3FG 4-17	FT% 75	<ul style="list-style-type: none"> Named the C-USA Freshman of the Week (Dec. 14, 2020) Lettered at Allen High School in Texas Named the District 2-6A Freshman of the Year Sister (Taylor Jackson) played collegiately at Stephen F. Austin Interdisciplinary Studies major
23		IRENE MURUA • Fr. • F • 6-1 • Arrasate Mondragón, Spain	PTS 2.7	RBS 4.7	STL 0.5	FG% 47	3FG 1-1	FT% 	<ul style="list-style-type: none"> Nickname is Moo-moo First player from Spain to ever play for the Lady Techsters Named regular season MVP as a freshman, sophomore and junior 1st native of Spain to play for the Lady Techsters Economics major
24		LOTTE SANT • So. • G • 6-1 • Amsterdam, The Netherlands	PTS 1.8	RBS 1.7	ASTS 0.5	FG% 25	3FG 3-15	FT% 	<ul style="list-style-type: none"> 2019-20 C-USA Academic Medalist and C-USA Commissioner's Honor Roll Her 38 3-pointers made last year was tied for 3rd most by a Tech freshman in history First LA Tech player to ever come from The Netherlands She has played internationally for the Netherlands and coach Meindert van Veen Interdisciplinary Studies major (psychology, Spanish, and kinesiology)
25		KORIE ALLENSWORTH • Fr. • G • 5-10 • Sulphur, Okla.	PTS 1.0	RBS 0.0	AST 0.0	FG% 33	3FG 1-3	FT% 	<ul style="list-style-type: none"> Scored 2,143 career points, which ranks 39th all-time in Oklahoma high school basketball Named all-state as a senior by both the Oklahoma Secondary School Activities Association and the Oklahoma Girls Basketball Coaches Association Also lettered in softball and track and field, qualifying for state in high jump Interdisciplinary Studies major
44		ANNA LARR ROBBERSON • So. • F • 6-3 • Ruston, La.	PTS 12.5	RBS 7.5	STLS 1.3	FG% 54	3FG 	FT% 76	<ul style="list-style-type: none"> Named the LSWA State Player of the Week (Dec. 21, 2020) Named to the 2019-20 C-USA Commissioner's Honor Roll Leads LA Tech with three double doubles this season 3-time all-state selection at Cedar Creek HS in Ruston Speech Language Pathology major

Head Coach Brooke Stoehr



Brooke Stoehr knows the storied tradition of Lady Techster basketball.

She was a big part of that history as a player under legendary Hall of Fame head coach Leon Barmore during her four years in Ruston.

This fact combined with her already established track record of winning on the hardwood as a head coach led Louisiana Tech Athletics Director Tommy McClelland to name Stoehr the seventh head coach in Lady Techster basketball history in April of 2016.

Stoehr came back to her alma mater after four tremendously successful years at Northwestern State, where she guided the Lady Demons to three postseason tournaments, including a pair of NCAA Tournament appearances.

"I have a deep passion for this program and have a personal investment in it from my time here as a student athlete," said Stoehr. "I take great pride and responsibility in leading this group of young women and helping move the Lady Techster program forward."

Stoehr is approaching the 150-win milestone as she enters the 2020-21 season with an overall record of 137-115, including a 66-57 mark in Ruston.

"Brooke was the last point guard I ever coached at Louisiana Tech," Barmore said. "When things were tough and the game was on the line, I wanted Brooke to have the ball. To be honest with you, I'm glad she has the ball now. I love her, and I'm glad she is in charge of this program."

With the ball in her court so-to-speak, Stoehr recorded back-to-back winning seasons during her first two years at the helm. After being picked to finish 12th in the 14-team Conference USA in the preseason coaches' poll prior to 2016-17, Stoehr led the Lady Techsters to 18 wins, a fourth-place finish in the regular season standings and the program's first national postseason berth since 2011 during her first year.

LA Tech won seven straight C-USA regular season games down the stretch, advanced to the semifinals of the league tournament before falling to tournament champion WKU and then took SMU to overtime in Dallas in the first round of the WNIT.

She followed that up with a 19-12 record in 2017-18, a third place finish in the C-USA regular season and a second straight berth in the WNIT last year. It marked the most wins and the highest league finish since 2011-12.

The Techsters posted a win over Big Ten foe Penn State, its first over a P5 program since 2011-12. LA Tech also recorded a road win over eventual C-USA regular season champion UAB, and snapped the Rice Owl's program-record 15-game winning streak.

She has also seen some impressive wins the past few years, including a road win over a 14-1 UAB in 2018-19 as well as a victory over the Blazers in the first round of the 2020 C-USA Tournament (first time a 12 seed had defeated a 5 seed in the event).

Off the court, the Lady Techsters have been very involved in the local community, volunteering countless hours of community service with a number of organizations, including DART, Buddy Ball, the Special Olympics, elementary schools.

The Lady Techsters continued to make strides in the classroom as well. Over the past four years 26 players were named to the Conference USA Commissioner's Honor Roll. Taylor Stahly became the first Techsters since joining the league in 2013 to earn a spot on the women's basketball All-Academic Team, recording the honor in back-to-back seasons. Stahly, Lotte Sant and Ashley Santos all earned the C-USA Commissioners Academic Medal.

Stahly, who finished her academic career with a perfect 4.0 grade point average, was also named a Google Cloud Academic All-American in 2018-19, just the 16th such recipient of the highest academic honor in Louisiana Tech Athletics history.

Stoehr inherited a Northwestern State women's basketball program that had won a total of six games the previous season. In four seasons, NSU compiled a record of 71-58 as the Lady Demons won back-to-back Southland Conference Tournament championships in 2014 and 2015. Those victories produced the first consecutive NCAA Tournament appearances in program history.

In her last season in Natchitoches, Northwestern State earned an appearance in the Women's Basketball Invitational, extending its run of national postseason appearances to three.

Off the court, Stoehr demands just as much or more from her players and the numbers prove it. In the classroom, Northwestern State finished with the nation's 16th-best cumulative GPA (3.461) in the 2014-15 season and had the fifth-highest among NCAA Tournament teams that season. The team GPA for the Fall 2015 semester was 3.48, trending NSU toward another high ranking nationally when the 2015-16 review is released this summer by the Women's Basketball Coaches Association.

Each player who completed her athletic eligibility during the Stoehrs' tenure earned a degree from Northwestern State.

"Brooke needs no introduction to Louisiana Tech University," said Baylor head coach Kim Mulkey. "She is Lady Techster basketball! Her history with the program speaks volumes. She was loved as a Lady Techster player, and she will be loved as the head coach."

In addition to her time at Northwestern State, Stoehr spent time as an assistant coach at Texas Tech (2009-12), Southern Mississippi (2008-09), LA Tech (2005-08) and UALR (2003-05).

Stoehr played for the Lady Techsters from 1998 through 2002 and helped guide the program to four NCAA Tournament appearances, two Elite Eights and one Final Four. She ended her LA Tech career as the NCAA's all-time leader in free throw percentage.

Brooke and husband Scott have a 10-year-old daughter, Aubrey, and a 8-year-old son, Cooper.

Year	School	Record	Conference	Finish	Postseason
2012-13	NORTHWESTERN STATE	12-18	7-11	8th	None
2013-14	NORTHWESTERN STATE	21-13	11-7	4th*	NCAA, L, 1st Rd
2014-15	NORTHWESTERN STATE	19-15	10-8	5th*	NCAA, L, 1st Rd
2015-16	NORTHWESTERN STATE	19-12	13-5	2nd	WBI, L, 1st Rd
2016-17	LA TECH	18-14	12-6	4th	WNIT, L, 1st Rd
2017-18	LA TECH	19-12	10-6	3rd	WNIT, L, 1st Rd
2018-19	LA TECH	14-16	6-10	10th	None
2019-20	LA TECH	15-15	6-12	12th	
2020-21	LA Tech	5-1	0-0		
Totals		142-116	74-64		

*, Won the Southland Conference Tournament

Numerical Roster

# Name	Pos.	Ht	Cl/Exp.	Hometown (Last School)
1 Raizel Guinto	G	5-5	Sr./3L	Winnipeg, Manitoba, Canada (Sisler HS)
2 Keiunna Walker	G	5-6	Jr./2L	Lonoke, Ark. (Lonoke HS)
3 Robyn Lee	G	5-8	Fr./HS	Moss Point, Miss. (Moss Point HS)
10 Amber Dixon	G	5-10	Sr./3L	Arlington, Texas (Mansfield HS)
15 Monette Bolden	G	5-6	Sr./1L	Abbeville, La. (Bossier Parish CC)
21 Bre Harris	F	6-0	Jr./2L	Mobile, Ala. (Blount HS)
22 Tyler Jackson	G	5-9	Fr./HS	Allen, Texas (Allen HS)
23 Irene Murua	F	6-1	Fr./HS	Arrasate Mondragón, Spain (Arizmendi Ikastola)
24 Lotte Sant	G	6-1	So./1L	Amsterdam, The Netherlands (Calandlyceum HS)
25 Korie Allensworth	G	5-10	Fr./HS	Sulphur, Okla. (Sulphur HS)
44 Anna Larr Roberson	F	6-3	So./1L	Ruston, La. (Cedar Creek HS)

By Location

Alabama (1)

Brianna Harris

Arkansas (1)

Keiunna Walker

Louisiana (2)

Monette Bolden

Anna Larr Roberson

Mississippi (1)

Robyn Lee

Oklahoma (1)

Korie Allensworth

Texas (2)

Amber Dixon

Tyler Jackson

International (3)

Raizel Guinto (Canada)

Lotte Sant (Netherlands)

Irene Murua (Spain)

Coaching and Support Staff

Title	Name	Experience	Alma Mater
Head Coach	Brooke Stoehr	5th Year	LA Tech, '02
Head Coach	Scott Stoehr	5th Year	Nebraska-Wesleyan, '97
Assistant Coach	Bojan Jankovic	2nd Year	College of the Ozarks, '06
Assistant Coach	Kasondra McKay	1st Year	North Texas, '12
Director of Operations	Nick Long	5th Year	ULM, '12
Associate AD/SID	Malcolm Butler	22nd Year	LA Tech, '94
Head Athletic Trainer	Mandy Miller	8th Year	UAB, '96
Strength/Conditioning Coach	Blake Talos	4th Year	Purdue, '14
Academics Counselor	Taylor McFall	3rd Year	WKU, '15
Administrative Assistant	Kim Tanner	16th Year	LA Tech
Graduate Manager	Colsten Thompson	1st Year	Alabama-Huntsville, '20
Manager	Terrance Grimes	3rd Year	
Manager	Anja Jankovic	2nd Year	
Manager	Jonathan Walker	2nd Year	
Manager	Parker Brown	1st Year	

By Class

Freshman (4)

Korie Allensworth

Tyler Jackson

Robyn Lee

Irene Murua

Sophomores (2)

Anna Larr Roberson

Lotte Sant

Juniors (2)

Brianna Harris

Keiunna Walker

Seniors (3)

Monette Bolden

Amber Dixon

Raizel Guinto

The Names

Monette (MOE-net) Bolden

Raizel (RAY-zel) Guinto (GEN-toe)

Bojan (BOY-yen) Jankovic (YAHN-ko-vitch)

Irene (ee-RREH-neh) Murua (moohr-DWAH)

Anna Larr Roberson (ROB-ers-son)

Lotte (LOW-tuh) Sant (Sah-nt)

Keiunna (KEY-ah-nuh) Walker



2020-21 Preseason C-USA Polls and Team

COACHES POLL

1. MIDDLE TENNESSEE (8)
2. RICE (3)
3. OLD DOMINION (3)
4. CHARLOTTE
5. WKU
6. UTEP
7. UAB
8. NORTH TEXAS
- 9. LOUISIANA TECH**
10. FLORIDA ATLANTIC
11. SOUTHERN MISS
12. MARSHALL
13. UTSA
14. FIU

ALL-CONFERENCE

Mariah Linney, Charlotte
 Amber Dixon, LA Tech
 Savannah Wheeler, Marshall
 Aislynn Hayes, Middle Tennessee
 *Anastasia Hayes, Middle Tennessee
 *Nancy Mulkey, Rice
 Amari Young, ODU
 Ajah Wayne, ODU
 Katia Gallegos, UTEP
 *, Preseason co-POY

Statistical Comparison



Record	5-1, 0-0	1-1, 0-0
PPG	71.7	57.0
PPGA	62.3	68.5
FG%	.423	.351
3FG%	.275	.182
FT%	.738	.609
DFG%	.406	.461
D3FG%	.298	.340
Reb Margin	+4.1	-6.0
Assists pg	11.0	10.0
T/O pg	18.7	13.0
Steals pg	8.0	8.0
Blocks pg	1.8	2.0

Today's Game Notes

Series History

Louisiana Tech and Marshall meet for the eighth and ninth times this weekend as Conference USA action begins. LA Tech leads the series 4-3, including a 60-50 win in Ruston last season. Five of the previous seven games have been played in Huntington, W.V.

Overall: LA Tech 4-3
 in Ruston: Tied 1-1
 in Huntington: Tech 3-2

2013-14	Marshall 69-55	Huntington
2014-15	LA Tech 68-67	Huntington
2015-16	Marshall 54-52	Ruston
2016-17	LA Tech 72-54	Huntington
2017-18	LA Tech 74-65	Huntington
2018-19	Marshall 90-88 (3ot)	Huntington
2019-20	LA Tech 60-50	Ruston

Last Meeting (LA Tech 60, Marshall 50)

RUSTON –Louisiana Tech used stifling defensive effort and timely shooting to pull away late in a 60-50 win over Marshall in front of 1,503 in the Thomas Assembly Center.

The game was a defensive battle for all 40 minutes, and Tech held the Herd to just 29% shooting from the floor and 20% from beyond the arc. The Lady Techsters held Marshall scoreless for nearly four minutes of the fourth quarter en route to securing the win.

"I thought we did a great job defensively. We got a really great defensive effort today and really needed that win at home before heading back out on the road," Lady Techster co-head coach Brooke Stoehr said.

Amber Dixon led the Lady Techsters in scoring with a game-high 16 points. Grayson Bright and Raizel Guinto also contributed double figure scoring with 14 and 11 points respectively. Anna Larr Roberson controlled the boards with a game-high 14 rebounds.

"Anna Larr's minutes in the second half really allowed us to stretch the lead and we needed every single one of her rebounds today," Stoehr said.

The Lady Techsters led nearly wire to wire, taking a 6-4 advantage after a three from Dixon with 6:54 left in the first quarter and holding it the rest of the way. Marshall closed within a basket on multiple occasions, but Tech got

contributions from every player on the floor to ensure they held on throughout the contest.

The Herd made a final run at the lead with 7:44 left in the game, using two easy layups to cut the Tech advantage to 44-41. Dixon extended the lead back out to 47-41 with a three-pointer before Bright went on a personal 7-3 run that gave Tech a 54-44 lead.

"We need that from Grayson. I think it starts with her energy," Stoehr said. "She's such an energy-giver, and when she's attacking and aggressive in making things happen for us, it's always reflected in her shooting percentage."

Lady Techsters Record When ...

At Home.....	5-0	Outrebounds Opponent.....	3-1	Shoots more FT than opponents.....	4-1
On the Road	0-1	Opponent outrebounds Tech.....	2-0	Less than opponents.....	1-0
At Neutral Site.....	0-0	Rebounds are even	0-0	Same.....	0-0
Leading End of 1st Qtr.....	3-0	Commits 15 or more turnovers	4-1	More assists than opponents.....	3-0
Trailing End of 1st Qtr	1-1	Less than 15	1-0	Fewer.....	0-1
Tied End of 1st Qtr	1-0	Forces 15 or more turnovers	4-1	Same.....	2-0
Leading At Half.....	5-0	Less than 15	1-0	More Steals than opponents.....	3-0
Trailing At Half.....	0-1	Shoots .500 or better.....	0-0	Fewer.....	2-1
Tied At Half	0-0	.400-.499.....	4-1	Same.....	0-0
Leading End of 3rd Qtr.....	4-0	.300-.399.....	1-0	In White Uniforms	5-0
Trailing End of 3rd Qtr	0-1	Less than .300.....	0-0	Blue Uniforms.....	0-1
Tied end of 3rd Qtr.....	1-0	Opponents shoot .500 or better	0-1	Red Uniforms.....	0-0
In Overtime.....	0-0	.400-.499.....	2-0	Pink Uniforms	0-0
Tech Scores Less Than 60.....	0-1	.300-.399.....	2-0	Record on Monday.....	1-0
60-69.....	2-0	Less than .300.....	1-0	Tuesday	1-0
70-79.....	2-0	Attempts 20 or more 3-pt. FG.....	2-0	Wednesday.....	1-1
80-89.....	0-0	10-19.....	3-1	Thursday	1-0
90-99.....	1-0	Less than 10	0-0	Friday.....	0-0
100+.....	0-0	Opponent attempts 20 or more 3-pt. FG.....	0-0	Saturday	0-0
Opponent Scores Less Than 60	2-0	10-19.....	5-1	Sunday	1-0
60-69.....	3-0	Less than 10	0-0	Record in November	2-0
70-79.....	0-0			December.....	3-1
80-89.....	0-1			January	0-0
90-99.....	0-0			February.....	0-0
100+.....	0-0			March	0-0
Margin is 21 or more	1-1				
16-20.....	1-0				
10-15.....	1-0				
6-10.....	1-0				
3-5	1-0				
2	0-0				
1	0-0				



In Season Notes

LA Tech 68, UL-Lafayette 65 (Dec. 20)

- * LA Tech improved to 41-2 all-time against UL-Lafayette
- * LA Tech won despite being outscored 22-5 on points off turnovers
- * Anna Larr Roberson (19 pts, 11 reb) recorded her third double double of season and career-high in points
- * Amber Dixon (14 pts, 10 reb) recorded her first career double double
- * Keiunna Walker led all scorers with 21 points and 7 rebounds
- * There were 10 ties and 11 lead changes

LA Tech 63, ULM 45 (Dec. 17)

- * LA Tech improved to 47-9 all-time against ULM
- * LA Tech forced a season-high 25 turnovers and committed a season-low 10
- * LA Tech outscored ULM 26-2 on points off turnovers
- * Anna Larr Roberson recorded a double double with 16 points and 12 rebounds
- * Tech won despite shooting a season-low 37 percent from the field, including only 2-of-22 from three-point line

LA Tech 73, Jackson State 66 (Dec. 8)

- * LA Tech improved to 4-0 against Jackson State
- * LA Tech's bench scored 62 of the 73 points in the game
- * Keiunna Walker scored a season-high 22 points (all coming in the second half)
- * Anna Larr Roberson scored a career-high 18 points, including 9 in the fourth quarter
- * LA Tech was outrebounded (32-31) for the first time this season

No. 25 Texas 84, LA Tech 57 (Dec 2)

- * LA Tech fell to 8-4 all-time against Texas
- * LA Tech outrebounded Texas 34-31 in the contest
- * LA Tech committed 30 turnovers in the contest, leading to 27 points by the Longhorns
- * Junior Bre Harris scored a career-high 25 points and grabbed eight rebounds in the game

LA Tech 79, Grambling State 69 (Nov. 30)

- * LA Tech improved to 7-0 all-time against Grambling State
- * LA Tech jumped out to a 9-0 lead, but trailed 22-19 at the end of the first
- * LA Tech trailed 66-64 with 4:50 to play but outscored GSU 15-3 the rest of the way
- * LA Tech committed just 1 turnover in the final quarter after committing 21 in the first three quarters
- * Keiunna Walker (17 points), Raizel Guinto (15 points), Amber Dixon (14 points) led the way

LA Tech 90, McNeese State 45 (Nov. 25)

- * LA Tech improved to 22-7 all-time against McNeese State, including 4 straight wins
- * LA Tech scored the first 22 points of the game (McNeese went scoreless for first 8:04 of the game)
- * LA Tech outrebounded the Cowgirls 51-37
- * Bre Harris scored a career-high 17 points in just 15 minutes of action
- * Anna Larr Roberson recorded her third career double double

with 12 points and 11 rebounds

Stoechr as a Techster

Brooke (Lassiter) Stoechr played for Louisiana Tech from 1998-2002 and helped guide the program to four straight regular season conference titles, four straight tournament titles, four straight NCAA Tournament appearances and a berth in the 1999 NCAA Final Four.

- * Overall record of 119-16 record
- * Record of 61-1 in regular season league games
- * Record of 11-0 in conference tournament games
- * 4 regular season titles (3 Sun Belt, 1 WAC)
- * 4 conference tournament titles (3 Sun Belt, 1 WAC)
- * 4 NCAA Tournaments
- * 1 Final Four (1999)
- * 2 Elite Eights (1999, 2000)

Stoechr Era in Ruston

Brooke and Scott Stoechr, the wife-husband co-head coach team in Ruston, are the seventh head coaches in Louisiana Tech Lady Techster basketball history. They were hired in late April of 2016 following the resignation of former LA Tech head coach Tyler Summitt.

Head Coach	Years	Record
Sonja Hogg	1974-85	307-55
Leon Barmore	1982-2002	576-87
Kurt Budke	2002-2005	80-16
Chris Long	2005-2009	71-44
Teresa Weatherspoon	2009-2014	99-71
Tyler Summitt	2014-16	30-31
Brooke/Scott Stoechr	2016-present	71-58

All-Time Wins by Coach

Brooke Stoechr enters the 2020-21 season with 66 career wins at Louisiana Tech. She could move into fourth place by the end of the season.

1. Leon Barmore	576
2. Sonja Hogg	307
3. Teresa Weatherspoon	99
4. Kurt Budke	80
5. Chris Long	71
15. Brooke Stoechr	71
7. Tyler Summitt	30

Head Coaching Debuts

Louisiana Tech head coaches are 4-3 all-time in their first game on the sideline for the Lady Techsters.

Sonja Hogg	1974-75 L, Southeastern LA, 59-55
Leon Barmore	1982-73 W, Mississippi College, 95-62
Kurt Budke	2002-03 W, #7 Texas Tech, 85-76
Chris Long	2005-06 L, WKU, 80-59
Teresa Weatherspoon	2008-09 W, Hawaii 68-56
Tyler Summitt	2014-15 W, Stephen F. Austin, 76-69
Brooke/Scott Stoechr	2016-17 L, LSU, 77-73

We Will Just Charge It

Louisiana Tech is averaging taking 4.4 charges per game so far this season. Keiunna Walker leads Tech with 14 (she had 29 as a sophomore). Here is a look at the individual leaders for charges in 2020-21 (along with career numbers).

Player	2020-21	Career
Keiunna Walker	14	52
Tyler Jackson	4	4
Amber Dixon	2	21
Monette Bolden	2	2
Lotte Sant	1	2
Irene Murua	1	1
Raizel Guinto	0	17
Bri Harris	0	6
Anna Larr Roberson	0	1
Totals	22	95

Fouls Drawn

Keiunna Walker has a knack for getting opposing players into foul trouble. Through this point of the season, Walker has drawn 44 fouls against the opposition leading to 44 free throw attempts (both are team highs)

Player	Fouls Drawn	FTA
Keiunna Walker	43	44
Amber Dixon	23	17
Raizel Guinto	18	13
Anna Larr Roberson	16	25
Bri Harris	11	16
Tyler Jackson	11	8
Robyn Lee	11	14
Irene Murua	6	0
Lotte Sant	2	0
Monette Bolden	2	4

Guinto for THREEEE

Senior Raizel Guinto will leave Louisiana Tech as one of the all-time greatest three-point shooters in the program's history, if not the greatest. Guinto hit 66 her junior year (the fourth most in a single season in program history).

1. Tamicha Jackson (1996-00)	187
2. Aarica Ray-Boyd (2002-06)	184
3. Whitney Jones (2007-12)	165
4. Taylor Stahly (2017-19)	148
5. Debra Williams (1992-96)	136
6. Raizel Guinto (2017-present)	130
7. Monica Maxwell (1995-99)	126
8. Kierra Anthony (2015-19)	123
8. Brooke Lassiter (1998-2002)	123
10. Erica Smith-Taylor (2001-05)	112

International Flavor

This year's roster will have a bit of an international flavor to it with Raizel Guinto (Winnipeg, Manitoba, Canada), Lotte Sant (Amsterdam, The Netherlands) and Irene Murua (Arrasate Mondragón, Spain). Tech will add another international player next season as they have signed Rhi Ockwell (Kilsyth, Victoria,

Australia). Below is a list of the international players that LA Tech has had on its roster in the program history.

Margaret Deciman	Canada
Raizel Guinto	Canada
Irene Murua	Spain
Lotte Sant	The Netherlands
Jelena Vucinic	New Zealand

Newest Signing Class

Louisiana Tech signed five players during the November signing period. The Lady Techsters added guard Amaya Brannon (Plano, Texas/Plano Senior HS), forward Rhi Ockwell (Kilsyth, Victoria, Australia/Box Hill Senior Secondary College), guard Autumn Smith (Arlington, Texas/Martin HS), forward Mesi Triplett (Las Vegas, Nevada/West Oaks Academy), and forward Mackenzie Wurm (Allen, Texas/Allen High School).

Historical Notes

1,000-Win Club

Louisiana Tech is one of the winningest programs in the history of the game. LA Tech won its 1000th game defeating Nevada 66-59 on March 11, 2011 in the semifinals of the 2011 WAC Tournament in Las Vegas.

Program (Entering 20-21)	Current Wins (Dec 26)
1. Tennessee (1384)	1389
2. Connecticut (1182)	1187
3. James Madison (1148)	1152
4. Louisiana Tech (1139)	1144
5. Stanford (1118)	1125
6. Texas (1107)	1113
7. Stephen F. Austin (1103)	1111
8. Old Dominion (1084)	1087
9. Ohio State (1061)	1065
10. Maryland (1029)	1034

Winning at a High Percentage

Louisiana Tech ranks No. 4 all-time in the history of women's basketball in winning percentage. The Lady Techsters have won .764 percent of its games (through the start of this season). Tech trails only Tennessee, Connecticut and Stanford. The below list is through the end of the 2019-20 season.

Program	Pct (Entering 2020-21 season)
1. Tennessee	.801 (1384-343)
2. UConn	.795 (1182-304)
3. Stanford	.767 (1118-340)
4. LA Tech	.764 (1139-352)
5. Notre Dame	.742 (1012-351)
6. Green Bay	.738 (1024-363)
7. Texas	.730 (1107-409)
8. Maryland	.705 (1029-431)
9. SFA	.704 (1103-463)
10. Old Dominion	.703 (1084-459)

Milestone Wins

Louisiana Tech recorded win No. 1,100 in its programs history with an 87-50 victory over Alcorn State on Dec. 29, 2017. Below is a list of milestone wins for Louisiana Tech in the program's history.

No. 1	LSU 97-83	1974-75
No. 100	Southern 105-83	1978-79
No. 200	Oral Roberts 94-53	1981-82
No. 300	Oral Roberts 78-59	1984-85
No. 400	Holy Cross 79-51	1988-89
No. 500	Alabama 93-72	1992-93
No. 600	Western Kentucky 89-49	1995-96
No. 700	New Orleans 97-57	1998-99
No. 800	New Mexico 67-54	2002-03
No. 900	Iowa 77-59	2006-07
No. 1000	Nevada 66-59	2010-11
No. 1100	Alcorn State 87-50	2017-18

Toughest Places to Play

Louisiana Tech is one of the hardest places in the country to play

in women's basketball as the Lady Techsters have won 86.22 percent of their games in Ruston since the program's inception in 1974, second only to Knoxville, Tenn. The below list is through the end of the 2018-19 season.

Records are through the 2019-20 season

Cities (Program)	Record	Percentage
1. Knoxville, Tenn. (Tennessee)	SEC 618-72	89.56%
2. Ruston, La. (Louisiana Tech)	C-USA 568-95	85.67%
3. Stanford, Calif. (Stanford)	Pac-12 566-95	85.63%
4. Missoula, Mont. (Montana)	Big Sky 572-104	84.61%
5. South Bend, Ind. (Notre Dame)	ACC 488-102	82.71%
6. Austin, Texas (Texas)	Big 12 590-124	82.63%
7. Salt Lake City, Utah (Utah)	Pac-12 506-117	81.21%
8. Bowling Green, Kent. (WKU)	C-USA 529-118	81.76%
9. Grand Forks, N.D. (N Dakota)	Big Sky 513-122	80.78%
10. College Park, Md. (Maryland)	Big Ten 556-136	80.35%

Down But Not Out

Louisiana Tech has produced some great come-from-behind wins during its history, including a program record 21-point come-from-behind win over Old Dominion in 1989-90. Below are the top 10 come-from-behind wins.

1. Old Dominion (89-90)	-21	W, 72-71
2. Idaho (12-13)	-20	W, 67-58
3. Iowa (05-06)	-19	W, 95-91 (2OT)
3. Florida Atlantic (14-15)	-19	W, 73-68
5. UAB (14-15)	-18	W, 61-55
6. Houston (18-19)	-16	W, 100-88 (OT)
6. Prairie View (11-12)	-16	W, 89-83 (3OT)
6. Rice (04-05)	-16	W, 76-66
6. UAB (16-17)	-16	W, 64-63
10. Fresno State (04-05)	-15	W, 92-87 (2OT)
10. Lamar (90-91)	-15	W, 77-76

Postseason History

Louisiana Tech has a storied history of postseason play. Louisiana Tech has played in 27 NCAA Tournaments and 3 AIAW (the AIAW governed all of women's basketball until the NCAA took over in July of 1981). Tech has not only played in these events, they have recorded success that very few programs can match. LA Tech had advanced to 13 Final Fours, 8 national title games and won three national titles (1981 AIAW, 1982 NCAA, 1988 NCAA). LA Tech also has three appearances in the WNIT.

Milestones In Ruston

Since the program's inception in 1974, Louisiana Tech has won 500 games in the city of Ruston between old Memorial Gym and the Thomas Assembly Center. Below is a list of Tech's milestone wins in Ruston.

No. 1 Tech 97, LSU 83
Jan. 24, 1975 Memorial Gym
No. 50 Tech 93, LSU 61
Feb. 2, 1980 Memorial Gym
No. 84 Tech 82, Kentucky 60
March 20, 1982 Memorial Gym (Last in arena)

Historical Notes

No. 85 Tech 83, Alabama 56
Dec. 9, 1982 Thomas Assembly Center (1st in arena)

No. 100 Tech 91, M. Tennessee 59
March 17, 1983 Thomas Assembly Center

No. 200 Tech 87, UL-Monroe 49
Dec. 5, 1989 TAC

No. 250 Tech 99, Texas Southern 57
Dec. 3, 1993 TAC

No. 300 Tech 66, Southern Cal 47
Dec. 7, 1996 TAC

No. 400 Tech 74, Ohio State 61
March 25, 2003 TAC

No. 500 Tech 71, Texas State 58
Jan. 10, 2013 TAC

Victorious Despite Lack of Offense

Below is a list of the wins where LA Tech scored the fewest amount of points and still found a way to win.

1. 43-38 vs. Little Rock (Dec. 2, 2019)
2. 48-36 vs. Oklahoma (March 18, 1995)
3. 50-42 vs. UNO (March 11, 1994)
3. 50-42 vs. ULL (March 5, 1986)
3. 50-39 vs. Little Rock (Dec. 20, 2013)

Fewest Points Scored

The fewest points Louisiana Tech has ever scored in a game came in a 77-26 loss to Texas A&M on Dec. 4, 2012 in College Station, Texas. Incidentally, it came exactly 10 years to the day of the previous program low of 35 points in a 60-35 loss to Tennessee on Dec. 4, 2002.

1. 26 vs. Texas A&M (77-26) on Dec. 4, 2012
2. 35 vs. Tennessee (60-35) on Dec. 4, 2002
3. 37 vs. Charlotte (55-37) on Jan. 31, 2020
4. 38 vs. Middle Tennessee (75-38) on Jan. 12, 2019
5. 41 vs. LSU (51-41) on Dec. 15, 2008
6. 42 vs. Boise State (52-42) on Jan. 25, 2009
6. 42 vs. Mississippi State (72-42) on Dec. 3, 2008
8. 43 vs. Little Rock (43-38) on Dec. 2, 2019
9. 44 vs. Southeastern Louisiana (81-44) on Feb. 8, 1975
9. 44 vs. Tennessee (67-44) on March 29, 1987
9. 44 vs. LSU (61-44) on Dec. 30, 2006

Overtime History

Tech is 24-21 all-time in OT games. Below is a list of LA Tech's all-time overtime results.

OT History	Overall	Home	Road	Neutral	League
Overall:	24-21	5-7	14-11	5-3	13-10
1 OT	19-20	4-7	12-10	3-3	10-9
2 OT	3-0	1-0	1-0	1-0	2-0
3 OT	2-1	0-0	1-1	1-0	1-1

1974-75	Northwestern State	L 86-77	Neutral
1974-75	Northwestern State	W 87-83	Neutral
1976-77	Southeastern LA	L 104-102	Ruston
1977-78	Kansas	W 90-82	Neutral

1979-80	Rutgers	W 89-83	Piscataway
1984-85	ULM	W 79-77	Ruston
1984-85	Southern Cal	W 83-79	Los Angeles
1986-87	Long Beach State	L 99-95	Long Beach
1987-88	Texas	W 83-80	Austin
1988-89	Tennessee	L 62-61	Neutral
1990-91	Texas Tech	L 79-67	Lubbock
1990-91	Stephen F. Austin	L 77-74	Ruston
1991-92	Western Kentucky	L 72-66	Bowling Green
1991-92	Northern Illinois	L 77-71	DeKalb
1992-93	Ole Miss	W 68-64	Oxford
1993-94	Western Kentucky	W 87-82	Bowling Green
1995-96	Connecticut	W 83-81	Neutral
2003-04	Rice	L 87-84	Houston
2004-05	Illinois	L 71-65	Ruston
2004-05	Hawaii	L 79-78	Honolulu
2004-05	Fresno State	W 92-87 2ot	Neutral
2005-06	Iowa	W 95-91 2ot	Ruston
2005-06	Hawaii	W 71-66	Honolulu
2008-09	Utah State	W 90-82	Logan
2008-09	Idaho	W 67-63	Moscow
2008-09	Nevada	L 91-88	Reno
2009-10	Idaho	W 74-71	Ruston
2009-10	Fresno State	L 81-78	Ruston
2010-11	Hawaii	W 74-69	Honolulu
2010-11	Fresno State	W 94-92 3ot	Fresno
2010-11	Fresno State	W 90-84	Ruston
2011-12	Prairie View	W 89-83 3ot	Neutral
2012-13	Denver	W 82-77 2ot	Denver
2012-13	Utah State	L 76-75	Ruston
2013-14	Tulsa	W 82-75	Tulsa
2014-15	Southern Miss	L 79-77	Ruston
2015-16	UTSA	W 82-72	San Antonio
2015-16	Rice	L 72-67	Birmingham
2016-17	Clemson	L 78-67	Clemson
2016-17	Rice	W 70-67	Houston
2016-17	SMU	L 75-70	Dallas
2018-19	Houston	W, 100-88	Ruston
2018-19	Marshall	L, 90-88 3ot	Huntington
2019-20	North Texas	L, 74-69	Denton
2019-20	Rice	L, 73-60	Ruston

TAC Domination

Over the past 38 seasons, Louisiana Tech has dominated opponents in the Thomas Assembly Center. Below are some impressive home numbers.

- * Home winning streaks of 52 and 62 games, which both rank in the Top 10 in NCAA history
- * Record of 488-89 all-time in the arena
- * Record of 209-43 in regular season conference games
- * Record of 15-2 in conference tournament games
- * 53-19 vs. ranked opponents
- * 33-0 in NCAA Tournament games
- * 47-1 in national postseason games

41 of 46

Since the program's inception in 1974, Louisiana Tech has recorded 41 winning seasons (out of 46). The only losing seasons in the history of the program came in 2012-13 (14-17), 2013-14 (12-20), 2015-16 (14-16) and 2018-19 (14-16). Tech posted its first ever .500 season in 2019-20 when the Lady Techsters went

Historical Notes

15-15.

Post-season Play

With Louisiana Tech's bid to the 2018 WNIT, the Lady Techsters have now competed in 33 national postseason tournaments, including three AIAW Tournaments, 27 NCAA Tournaments and 3 WNITs. Below is a chart that shows Louisiana Tech's national postseason history (Tech participated as a member of the AIAW until 1981-82 when the NCAA took over women's basketball).

	NCAA	AIAW	WNIT
Appearances	27	3	3 (09, 17, 18)
Final 4s	10	3	0
Title Games	6	2	0
Titles	2 (1981, 1988)	1 (1980)	0

Basketball Hall of Famers

A total of nine former Louisiana Tech coaches and/or players have been or will be enshrined into the Women's Basketball Hall of Fame. The list is a who's who of Louisiana Tech's women's basketball lore. Leon Barmore, Teresa Weatherspoon and Kim Mulkey are also a part of the Naismith Memorial Basketball Hall of Fame.

	WBB HOF	Naismith HOF
Kim Mulkey	Class of 2000	Class of 2020
Leon Barmore	Class of 2003	Class of 2003
Janice Lawrence	Class of 2006	
Pam Kelly	Class of 2007	
Sonja Hogg	Class of 2009	
Teresa Weatherspoon	Class of 2010	Class of 2019
Gary Blair	Class of 2013	
Kurt Budke	Class of 2014	
Sue Donohoe	Class of 2020	

Kodak/State Farm Factory

Louisiana Tech boasts 16 Kodak/State Farm All-Americans in its history.

Player	Year
Tamicha Jackson	2000
Amanda Wilson	1999
Debra Williams	1996
Vickie Johnson	1995, 1996
Venus Lacy	1990
Nora Lewis	1989
Teresa Weatherspoon	1987, 1988
Pam Gant	1985
Janice Lawrence	1983, 1984
Angela Turner	1982
Pam Kelly	1980, 1981, 1982

Wade Trophy Winners

Louisiana Tech also boasts three Wade Trophy recipients. The Wade Trophy is named after 3-time national champion Delta State coach Margaret Wade and is annually presented to the best player in the country (it debut in 1978). Today, State Farm sponsors the award. LA Tech's three recipients of the award are Pam

Kelly (1981-82), Janice Lawrence (1983-84) and Teresa Weatherspoon (1987-88).

1. UConn	8
2. LA Tech	3
2. Old Dominion	3
2. Texas	3
2. Baylor	3

WNBA Factory

Adrienne Johnson became the 16th Louisiana Tech player selected in the WNBA Draft in 2011 as she was taken with the 28th overall selection (4th in the third round) by the Connecticut Sun. Tech has had a total of 21 former players that have played in the WNBA (includes free agent signees).

Year	Player	Team (Round)
2011	Adrienne Johnson	Connecticut Sun (3rd)
2010	Shanavia Dowdell	Washington Mystics (2nd)
2005	Erica Smith-Taylor	Washington Mystics (2nd)
2004	Amisha Carter	New York Liberty (2nd)
2004	Trina Frierson	Seattle Storm (2nd)
2003	Cheryl Ford	Detroit Shock (1st)
2002	Ayana Walker	Detroit Shock (2nd)
2002	Takeisha Lewis	Seattle Storm (3rd)
2000	Betty Lennox	Minnesota Lynx (1st)
2000	Tamicha Jackson	Detroit Shock (1st)
2000	Shaka Massey	Charlotte Sting (4th)
1999	Amanda Wilson	Phoenix Mercury (4th)
1999	Alisa Burras*	Portland Fire (1st)*
1997	Vickie Johnson	New York Liberty (2nd)
1997	Racquel Spurlock	Houston Comets (3rd)
1997	Debra Williams	Charlotte Sting (3rd)

*, Expansion Draft

Additional Techsters in WNBA (free agent, supplemental drafts)

Teresa Weatherspoon, New York Liberty
 Monica Maxwell, Washington Mystics
 Venus Lacy, New York Liberty
 Janice Lawrence, Cleveland Rockers
 LaShawn Brown, Washington Mystics

Conference USA Notes

LA Tech in Conference Openers

Louisiana Tech is 24-9 all-time in regular season conference openers. Tech lost this year's league opener 66-60 at Southern Miss (Tech is just 2-5 all-time in C-USA openers).

1987-88 W 113-50 vs. Arkansas State
 1988-89 W 66-44 at Arkansas State
 1989-90 W 98-35 vs. Texas-Pan American
 1990-91 L 76-75 at Arkansas State
 1991-92 W 65-60 at New Orleans
 1992-93 W 71-62 at New Orleans
 1993-94 W 98-44 at UL-Lafayette
 1994-95 W 92-33 at Texas-Pan American
 1995-96 W 97-57 vs. Lamar
 1996-97 W 87-30 at UL-Lafayette
 1997-98 W 72-53 at South Alabama
 1998-99 W 71-64 vs. FIU
 1999-00 W 95-40 at UL-Lafayette
 2000-01 W 62-59 at Arkansas State
 2001-02 W 102-58 at Nevada
 2002-03 W 74-64 at SMU
 2003-04 W 63-60 at Tulsa
 2004-05 W 63-47 vs. Tulsa
 2005-06 W 75-61 vs. Boise State
 2006-07 W 65-52 at San Jose State
 2007-08 L 75-52 at Fresno State
 2008-09 L 64-57 at Nevada
 2009-10 L 69-66 vs. Utah State
 2010-11 W 69-34 at San Jose State
 2011-12 W 66-54 vs. Idaho
 2012-13 W 82-77 at Denver (2OT)
 2013-14 L 67-56 vs. USM
 2014-15 L 79-77 vs. USM (OT)
 2015-16 L, 69-58 at USM
 2016-17 W, 72-61 vs. USM
 2017-18 W, 61-53 vs. North Texas
 2018-19 L, 65-54 vs. North Texas
 2019-20 L, 66-60 at Southern Miss

LA Tech vs. C-USA Schools

Louisiana Tech is 142-88 all-time against current members of Conference USA.

Western Kentucky	26-22
Old Dominion	17-9
Rice	15-12
North Texas	12-3
UTEP	14-6
FIU	12-1
UTSA	12-5
Southern Miss	9-8
Florida Atlantic	7-1
Middle Tennessee	6-7
Charlotte	5-5
UAB	4-6
Marshall	4-3

All Day -- Conference USA

This is the fourth conference that the Lady Techster basketball program has been affiliated with during its history, including the American South (1987-1991), the Sun Belt (1991-2001), the WAC (2001-2013) and Conference USA (2013-present).

League	Years	Overall	League
Independent	1974-87	364-63	NA
American South	1987-91	114-19	38-3
Sun Belt	1991-01	290-46	135-9
Western Athletic	2001-13	263-116	157-43
C-USA	2013-	113-109	58-62
Totals		1144-353	388-117

Techsters Against Conference Foes

This year marks Louisiana Tech's seventh as a member of Conference USA and 33rd as a member of a conference. During the course of Tech's conference affiliations, the Lady Techsters have had plenty of success against conference opponents.

American South:	38-3 regular season (20-1 home, 18-2 road) 8-0 conference tournaments (8-0 at home) 46-3 overall (28-1 home, 18-2 road)
Sun Belt	135-9 regular season (71-1 home, 64-8 road) 24-3 tournament (7-2 home, 4-1 road, 13-0 neutral) 159-12 overall (78-3 home, 68-9 road, 13-0 neutral)
WAC	157-43 regular season (84-16 home, 73-27 road) 23-7 tournament (0-0 home, 3-2 road, 20-5 neutral) 180-50 overall (84-16 home, 76-29 road, 20-5 neutral)
C-USA	58-62 in regular season (34-26 home, 24-36 road) 5-6 tournament (0-0 home, 0-1 road, 5-5 neutral) 63-68 overall (34-26 home, 24-37 road, 5-5 neutral)
All-Time	388-117 regular season (209-44 home, 179-73 road) 60-16 tournament (14-2 home, 7-4 road, 39-10 neutral) 448-133 overall (223-46 home, 186-77 road, 39-10 neutral)

Conference History

In their 34th year of conference affiliation, the Lady Techsters have recorded plenty of success. Tech has won 20 regular season titles, 16 conference tournament titles.

33rd season of conference affiliation

American South 1987-91
Sun Belt 1991-2001
WAC 2001-13
C-USA 2013-present

20 regular season conference titles

American South 1988, 89, 90
Sun Belt 1993*, 94, 95, 96, 97*, 98, 99, 2000, 01
WAC 2002, 03, 04, 05*, 06, 07*, 09*, 11
C-USA None
* = shared regular season title

16 conference tournament titles

American South | 1988, 89, 90, 91
Sun Belt | 1994, 96, 97, 98, 99, 2000, 2001
WAC | 2002, 03, 04, 06, 2010
C-USA | None

Conference Champs

Louisiana Tech has won 20 regular season conference titles in its 29 years of conference affiliation dating back to the 1987-88 season when it joined the American South Conference. Tech had a 15-year streak of regular season conference titles come to an end in 2007-08 when the Lady Techsters finished fifth.

Year	Regular Season	Tournament	Finish
87-88	ASC	LA Tech	LA Tech 9-0/1st
88-89	ASC	LA Tech	LA Tech 10-0/1st
89-90	ASC	LA Tech	LA Tech 10-0/1st
90-91	ASC	Lamar	LA Tech 9-3/2nd
91-92	SBC	Lamar/WKU	WKU 12-4/3rd
92-93	SBC	LA Tech	WKU 13-1/1st
93-94	SBC	LA Tech	LA Tech 14-0/1st
94-95	SBC	LA Tech	WKU 13-1/1st
95-96	SBC	LA Tech	LA Tech 14-0/1st
96-97	SBC	LA Tech/WKU	LA Tech 12-2/T1st
97-98	SBC	LA Tech	LA Tech 13-1/1st
98-99	SBC	LA Tech	LA Tech 12-0/1st
99-00	SBC	LA Tech	LA Tech 16-0/1st
2000-01	SBC	LA Tech	LA Tech 16-0/1st
2001-02	WAC	LA Tech	LA Tech 17-1/1st
2002-03	WAC	LA Tech	LA Tech 18-0/1st
2003-04	WAC	LA Tech	LA Tech 17-1/1st
2004-05	WAC	LA Tech/Rice	Rice 14-4/T1st
2005-06	WAC	LA Tech	LA Tech 15-1/1st
2006-07	WAC	LA Tech/Boise	Boise St 12-4/T1st
2007-08	WAC	Boise/Fresno	Fresno State 9-7/5th
2008-09	WAC	LA Tech/Fresno	Fresno State 12-4/T1st
2009-10	WAC	Fresno St.	LA Tech 11-5/2nd
2010-11	WAC	LA Tech	Fresno St. 15-1/1st
2011-12	WAC	Fresno St.	Fresno St. 8-6/3rd
2012-13	WAC	Seattle	Idaho 9-9/5th
2013-14	C-USA	MT	MT 5-11/14th
2014-15	C-USA	WKU	WKU 10-8/7th
2015-16	C-USA	UTEP	MT 9-9/7th
2016-17	C-USA	WKU	WKU 12-6/4th
2017-18	C-USA	UAB	WKU 10-6/3rd

2018-19 C-USA	Rice	Rice	6-10/10th
2019-20 C-USA	Rice		6-12/12th

Conference Tournament History

2020 marked the 33rd appearance in a conference tournament for the Louisiana Tech Lady Techsters, their sixth as a member of Conference USA. Tech has competed in the American South, Sun Belt, Western Athletic Conference and Conference USA in their respective postseason tournaments. Tech is 59-16 overall all-time in conference tournament games, and it has captured 16 conference tournament championships in its history.

No. of Tournaments:	33
No. of Titles:	16
Overall:	60-16
In American South:	8-0
In Sun Belt:	24-3
In WAC:	23-7
In C-USA:	5-6
Opening Round	3-2
Second Round	1-0
Quarterfinals:	19-4
Semifinal Games:	21-5
Finals:	16-5
In Ruston:	14-2
On Road:	7-4
Neutral Site:	39-10
Seeded No. 1:	44-4
Seeded No. 2:	6-2
Seeded No. 3:	3-4
Seeded No. 4:	1-1
Seeded No. 5	2-1
Seeded No. 7	1-2
Seeded No. 10	0-1
Seeded No. 12	1-0
Seeded No. 14	2-1

Bipolar Experience

Below are lists of the most lopsided wins and losses in Conference USA games since the Lady Techsters joined the league in 2013.

Largest Margin of Victory (in C-USA games)

1. 39 vs. UTSA (69-30)	March 5, 2020
2. 37 vs. Charlotte (88-51)	Jan. 19, 2019
3. 35 vs. Southern Miss (72-37)	Jan. 24, 2016
3. 35 vs. North Texas (92-57)	Jan. 22, 2015
5. 32 vs. Southern Miss (89-57)	Feb. 17, 2018

Largest Margin of Defeat (in C-USA Games)

1. 37 vs. Middle Tennessee (75-38)	Jan. 12, 2019
2. 31 by East Carolina (86-55)	Jan. 18, 2014
3. 26 by UAB (95-69)	March 7, 2019
4. 24 vs. Middle Tennessee (68-44)	Feb. 7, 2015
4. 24 vs. Charlotte (85-61)	Feb. 13, 2015

All-Time Record Breakdown

Year	Overall	Home	Road	Neutral	Home Attendance	Average Attendance
74-75	13-9	2-1*	2-3	9-5		
75-76	19-10	8-2*	6-4	5-4		
76-77	22-9	10-2*	6-4	6-3		
77-78	20-8	8-1*	7-5	5-2		
78-79	34-4	10-0*	11-2	13-2	21,534	2,153
79-80	40-5	20-0*	13-2	7-3	58,188	2,909
80-81	34-0	13-0*	10-0	11-0	51,851	3,988
81-82	35-1	16-0*	11-1	8-0	63,680	4,866
82-83	31-2	18-1	9-0	4-1	81,620	4,296
83-84	30-3	15-0	13-2	2-1	79,945	5,330
84-85	29-4	16-0	7-4	6-0	62,110	3,882
85-86	27-5	15-1	11-3	1-1	54,345	3,392
86-87	30-3	14-0	11-2	5-1	45,710	3,265
87-88	32-2	16-0	10-2	6-0	39,365	2,460
88-89	32-4	19-1	12-1	1-2	68,738	3,437
89-90	32-1	15-0	15-0	2-1	44,183	2,945
90-91	18-12	12-4	5-7	1-1	35,089	2,193
91-92	20-10	11-3	6-6	3-1	21,454	1,532
92-93	26-6	14-2	10-3	2-1	51,057	3,191
93-94	31-4	15-0	9-3	7-1	43,963	2,935
94-95	28-5	15-2	11-1	2-2	63,428	4,229
95-96	31-2	15-0	10-1	6-1	55,181	3,679
96-97	31-4	17-0	8-3	6-1	65,990	3,882
97-98	31-4	18-0	7-2	6-2	71,254	3,959
98-99	30-3	12-1	14-0	4-2	58,715	4,517
99-00	31-3	15-0	10-2	6-1	57,071	3,805
00-01	31-5	16-2	9-2	6-1	71,840	3,991
01-02	25-5	13-0	10-3	2-2	48,857	3,758
02-03	31-3	15-1	12-1	4-1	57,960	3,623
03-04	29-3	13-0	12-2	4-1	47,119	3,625
04-05	20-10	11-2	7-5	2-3	42,719	3,286
05-06	26-5	13-0	10-4	3-1	39,852	3,066
06-07	17-13	7-6	9-4	1-3	33,176	2,552
07-08	16-15	8-6	6-8	2-1	30,514	2,180
08-09	21-13	13-3	6-10	2-0	34,802	2,175
09-10	23-9	9-4	11-5	3-0	32,450	2,319
10-11	24-8	13-1	9-4	2-3	31,611	2,258
11-12	17-15	7-6	6-5	4-4	45,161	3,474
12-13	14-17	9-5	4-10	1-2	33,260	2,376
13-14	12-20	8-7	2-12	2-1	28,776	1,918
14-15	16-15	7-4	7-10	2-1	22,672	2,061
15-16	14-16	9-6	4-8	1-2	29,306	1,954
16-17	18-14	10-5	7-8	1-1	28,868	1,925
17-18	19-12	12-5	6-5	1-2	39,497	2,323
18-19	14-16	8-5	5-9	1-2	21,528	1,656
19-20	15-15	11-6	3-9	1-0	28,449	1,673
20-21	5-1	5-0	0-1	0-0		
Totals	1144-353	577-95	389-188	179-70	1,638,432	2,513

Starting Lineups

<u>Game</u>	<u>Result</u>	<u>Player</u>	<u>Player</u>	<u>Player</u>	<u>Player</u>	<u>Player</u>
McNeese State	W, 90-45	Guinto	Walker	Jackson	Sant	Harris
Grambling State	W, 79-69	Guinto	Walker	Dixon	Sant	Harris
Texas	L, 84-57	Guinto	Walker	Dixon	Sant	Harris
Jackson State	W, 73-66	Guinto	Bolden	Dixon	Sant	Harris
ULM	W, 63-45	Guinto	Bolden	Walker	Dixon	Roberson
UL-Lafayette	W, 68-65	Guinto	Walker	Dixon	Sant	Roberson

Record by Lineups

Lineup 1:	Guinto, Walker, Jackson, Sant, Harris	1-0
Lineup 2:	Guinto, Walker, Dixon, Sant, Harris	1-1
Lineup 3:	Guinto, Bolden, Dixon, Sant, Harris	1-0
Lineup 4:	Guinto, Bolden, Walker, Dixon, Roberson	1-0
Lineup 5:	Guinto, Walker, Dixon, Sant, Roberson	1-0

<u>Name</u>	<u>Season Starts</u>	<u>Career Starts</u>	<u>Career GP</u>	<u>Career Statistical Totals</u>					<u>10+ Points</u>	<u>10+ Reb</u>	<u>Double Doubles</u>
Guinto	6	31	86	612	191	196	96	16	27	0	0
Dixon	5	60	95	710	279	273	105	24	32	1	1
Walker	5	32	58	491	139	49	56	4	25	0	0
Sant	5	16	36	163	79	30	7	3	3	0	0
Harris	4	19	56	266	192	18	25	30	8	2	0
Bolden	2	2	20	32	15	8	8	0	0	0	0
Roberson	2	17	36	276	209	16	23	20	13	7	5
Jackson	1	1	6	22	16	7	6	0	0	0	0
Lee	0	0	6	36	6	1	1	0	1	0	0
Murua	0	0	6	17	28	2	3	0	0	0	0
Allensworth	0	0	3	3	0	1	0	0	0	0	0

<u>Game</u>	<u>W/L</u>	<u>Points in the Paint</u>			<u>Pts Off Turnovers</u>			<u>2nd Chance Points</u>			<u>Bench Points</u>		
		<u>Tech</u>	<u>Opp</u>	<u>Diff</u>	<u>Tech</u>	<u>Opp</u>	<u>Diff</u>	<u>Tech</u>	<u>Opp</u>	<u>Diff</u>	<u>Tech</u>	<u>Opp</u>	<u>Diff</u>
McNeese	W	46	14	+32	27	9	+18	18	4	+14	40	28	+12
Grambling	W	34	22	+12	23	22	+1	6	6	--	22	26	-4
#25 Texas	L	26	40	-14	27	10	-17	6	17	-11	15	17	-2
Jackson State	W	22	32	-10	26	18	+8	7	10	-3	62	11	+51
ULM	W	34	22	+12	26	2	+24	8	8	--	11	15	-4
UL-Lafayette	W	30	26	+4	5	22	-17	9	4	+5	7	25	-18
Totals				+38			+17			+5			+35



Raizel GUINTO

SENIOR / GUARD

5-6 / WINNIPEG, MANITOBA

SISLER HS

SEASON HIGHS

Points

15 vs. Grambling State

Rebounds

3 vs. Grambling State

Assists

5 vs. McNeese State

Blocks

Steals

2 vs. McNeese State

Minutes

35 vs. Texas

CAREER HIGHS

Points

20 vs. WKU (March 7, 2020)

Rebounds

7 vs. Marshall (Feb. 8, 2020)

Assists

8 vs. McNeese State (Dec. 5, 2019)

Blocks

2, twice

Steals

5, twice

Minutes

41 vs. Marshall (18-19)

GAME-BY-GAME STATS

DATE	OPPONENT	GP-GS	MIN	FG	3FG	FT	O-D-T	PF	A	TO	B	S	TP
Nov. 25	McNeese State	1-1	24	3	0	3	0-2-2	1	5	3	0	2	9
Nov. 30	Grambling State	1-1	21	4	3	4	0-3-3	4	2	7	0	1	15
Dec. 2	at Texas	1-1	35	2	1	2	1-0-1	3	4	6	0	3	7
Dec. 8	Jackson State	1-1	34	1	1	2	0-2-2	3	4	2	0	0	5
Dec. 17	ULM	1-1	22	2	1	1	0-2-2	4	1	2	0	1	6
Dec. 20	UL-Lafayette	1-1	23	2	0	0	0-0-0	5	3	3	0	2	4
Jan. 1	at Marshall												
Jan. 2	at Marshall												
Jan. 8	WKU												
Jan. 9	WKU												
Jan. 15	at UTSA												
Jan. 16	at UTSA												
Jan. 22	UTEP												
Jan. 23	UTEP												
Jan. 28	Southern Miss												
Jan. 30	at Southern Miss												
Feb. 5	North Texas												
Feb. 6	North Texas												
Feb. 12	at UAB												
Feb. 13	at UAB												
Feb. 19	Middle Tennessee												
Feb. 20	Middle Tennessee												
Feb. 26	at Rice												
Feb. 27	at Rice												



CAREER STATS

YEAR	GP	GS	MIN	AVG.	FG	FGA	PCT.	3FG	3FGA	PCT.	FT	FTA	PCT.	Rebounds			AVG	PF	FO	A	TO	BLK	STL	PTS	AVG
														OFF	DEF	TOTAL									
2017-18	20	1	207	10.4	21	59	.356	11	33	.333	11	15	.733	3	20	23	1.2	26	0	23	48	2	9	64	3.2
2018-19	30	17	632	21.1	78	216	.361	47	131	.359	30	44	.682	7	59	66	2.2	53	1	65	59	3	27	233	7.8
2019-20	30	7	830	27.7	84	252	.333	66	185	.357	35	44	.795	12	80	92	3.1	78	2	89	75	11	50	269	9.0
TOTAL	80	25	1669	20.9	183	527	.347	124	349	.363	76	103	.738	22	159	181	2.3	157	3	177	172	16	86	566	7.1



Keiunna WALKER

JUNIOR / GUARD

5-6 / LONOKE, ARKANSAS

LONOKE HS

SEASON HIGHS

Points

22 vs. Jackson State

Rebounds

7 vs. UL-Lafayette

Assists

3 vs. UL-Lafayette

Blocks

Steals

1, numerous times

Minutes

35 vs. Grambling State

CAREER HIGHS

Points

28 vs. UTEP (Jan. 11, 2020)

Rebounds

Same

Assists

7 vs. Middle Tennessee (Jan. 23, 2020)

Blocks

1, multiple times

Steals

6 vs. UTEP (Jan. 11, 2020)

Minutes

37 vs. UTEP (Jan. 11, 2020)

GAME-BY-GAME STATS

DATE	OPPONENT	GP-GS	MIN	FG	3FG	FT	O-D-T	PF	A	TO	B	S	TP
Nov. 25	McNeese State	1-1	18	6	0	4	0-4-4	3	1	1	0	0	16
Nov. 30	Grambling State	1-1	35	4	1	8	2-1-3	5	2	4	0	1	17
Dec. 2	at Texas	1-1	19	3	0	1	0-1-1	4	0	3	0	0	7
Dec. 8	Jackson State	1-0	22	7	1	7	0-3-3	3	2	1	0	1	22
Dec. 17	ULM	1-1	21	6	0	3	0-2-2	4	1	3	0	1	15
Dec. 20	UL-Lafayette	1-1	31	6	1	8	0-7-7	3	3	3	0	0	21
Jan. 1	at Marshall												
Jan. 2	at Marshall												
Jan. 8	WKU												
Jan. 9	WKU												
Jan. 15	at UTSA												
Jan. 16	at UTSA												
Jan. 22	UTEP												
Jan. 23	UTEP												
Jan. 28	Southern Miss												
Jan. 30	at Southern Miss												
Feb. 5	North Texas												
Feb. 6	North Texas												
Feb. 12	at UAB												
Feb. 13	at UAB												
Feb. 19	Middle Tennessee												
Feb. 20	Middle Tennessee												
Feb. 26	at Rice												
Feb. 27	at Rice												



CAREER STATS

YEAR	GP	GS	MIN	AVG.	FG	FGA	PCT.	3FG	3FGA	PCT.	FT	FTA	PCT.	Rebounds			AVG	PF	FO	A	TO	BLK	STL	PTS	AVG
														OFF	DEF	TOTAL									
2018-19	23	0	214	9.3	29	85	.341	3	15	.200	16	28	.571	12	15	27	1.2	29	0	6	23	2	9	77	3.3
2019-20	29	27	727	25.1	105	262	.401	11	48	.229	95	130	.731	27	65	92	3.2	63	2	36	42	2	44	316	10.9
TOTAL	52	27	941	18.1	134	347	.386	14	63	.222	111	158	.703	39	80	119	2.3	92	2	42	65	4	53	393	7.6



Robyn
LEE

FRESHMAN / GUARD

5-8 / MOSS POINT, MISS.

MOSS POINT HS

SEASON HIGHS

Points

10 vs. McNeese State

Rebounds

2, twice

Assists

1 vs. Jackson State

Blocks

Steals

1 vs. Grambling State

Minutes

20 vs. McNeese State

CAREER HIGHS

Points

Same

Rebounds

Same

Assists

Same

Blocks

Same

Steals

Same

Minutes

Same

GAME-BY-GAME STATS

DATE	OPPONENT	GP-GS	MIN	FG	3FG	FT	O-D-T	PF	A	TO	B	S	TP
Nov. 25	McNeese State	1-0	20	4	1	1	0-2-2	2	0	2	0	0	10
Nov. 30	Grambling State	1-0	14	4	0	1	0-1-1	2	0	1	0	1	9
Dec. 2	at Texas	1-0	18	2	0	3	1-0-1	1	0	4	0	0	7
Dec. 8	Jackson State	1-0	6	1	1	0	0-0-0	0	1	2	0	0	3
Dec. 17	ULM	1-0	18	2	1	2	0-2-2	1	0	0	0	0	7
Dec. 20	UL-Lafayette	1-0	4	0	0	0	0-0-0	1	0	1	0	0	0
Jan. 1	at Marshall												
Jan. 2	at Marshall												
Jan. 8	WKU												
Jan. 9	WKU												
Jan. 15	at UTSA												
Jan. 16	at UTSA												
Jan. 22	UTEP												
Jan. 23	UTEP												
Jan. 28	Southern Miss												
Jan. 30	at Southern Miss												
Feb. 5	North Texas												
Feb. 6	North Texas												
Feb. 12	at UAB												
Feb. 13	at UAB												
Feb. 19	Middle Tennessee												
Feb. 20	Middle Tennessee												
Feb. 26	at Rice												
Feb. 27	at Rice												



CAREER STATS

YEAR	GP	GS	MIN	AVG.	FG	FGA	PCT.	3FG	3FGA	PCT.	FT	FTA	PCT.	Rebounds			AVG	PF	FO	A	TO	BLK	STL	PTS	AVG
														OFF	DEF	TOTAL									



Amber DIXON

SENIOR / GUARD

5-10 / ARLINGTON, TEXAS

MANSFIELD SUMMITT HS

SEASON HIGHS

Points

15 vs. ULM

Rebounds

10 vs. UL-Lafayette

Assists

4 vs. UL-Lafayette

Blocks

2 vs. UL-Lafayette

Steals

4 vs. ULM

Minutes

37 vs. UL-Lafayette

CAREER HIGHS

Points

26 vs. North Texas (Jan. 18, 2020)

Rebounds

Same

Assists

9 vs. LSU-Alexandria (18-19)

Blocks

2, numerous times

Steals

4, twice

Minutes

42 vs. Marshall (2018-19)

GAME-BY-GAME STATS

DATE	OPPONENT	GP-GS	MIN	FG	3FG	FT	O-D-T	PF	A	TO	B	S	TP
Nov. 25	McNeese State	1-0	20	2	1	0	2-5-7	1	3	2	0	1	5
Nov. 30	Grambling State	1-1	23	4	0	6	0-6-6	4	2	5	0	1	14
Dec. 2	at Texas	1-1	32	1	1	0	0-5-5	2	0	7	0	0	3
Dec. 8	Jackson State	1-1	28	0	0	0	1-3-4	2	3	2	0	2	28
Dec. 17	ULM	1-1	30	5	0	5	3-5-8	2	2	3	0	4	15
Dec. 20	UL-Lafayette	1-1	37	5	1	3	2-8-10	2	4	2	2	0	14
Jan. 1	at Marshall												
Jan. 2	at Marshall												
Jan. 8	WKU												
Jan. 9	WKU												
Jan. 15	at UTSA												
Jan. 16	at UTSA												
Jan. 22	UTEP												
Jan. 23	UTEP												
Jan. 28	Southern Miss												
Jan. 30	at Southern Miss												
Feb. 5	North Texas												
Feb. 6	North Texas												
Feb. 12	at UAB												
Feb. 13	at UAB												
Feb. 19	Middle Tennessee												
Feb. 20	Middle Tennessee												
Feb. 26	at Rice												
Feb. 27	at Rice												



CAREER STATS

YEAR	GP	GS	MIN	AVG.	FG	FGA	PCT.	3FG	3FGA	PCT.	FT	FTA	PCT.	Rebounds			AVG	PF	FO	A	TO	BLK	STL	PTS	AVG
														OFF	DEF	TOTAL									
2017-18	31	8	489	15.9	28	88	.318	6	25	.240	29	55	.527	16	43	59	1.9	63	2	87	67	3	21	91	2.9
2018-19	29	18	632	21.9	65	165	.394	14	42	.333	61	84	.726	22	51	73	2.5	54	0	83	73	8	30	205	7.1
2019-20	30	30	947	31.6	114	288	.396	19	74	.257	116	152	.763	23	84	107	3.7	77	4	89	101	11	46	363	12.1
TOTAL	90	56	2068	23.0	207	541	.383	39	141	.277	206	291	.708	61	178	239	2.7	194	6	259	241	22	97	659	7.3



Monette BOLDEN

SENIOR / GUARD

5-6 / ERATH, LOUISIANA

BOSSIER PARISH CC

SEASON HIGHS

Points

8 vs. McNeese State

Rebounds

2, twice

Assists

2 vs. McNeese State

Blocks

Steals

1, numerous times

Minutes

16 vs. Grambling State

CAREER HIGHS

Points

Same

Rebounds

2, twice

Assists

2, numerous times

Blocks

0

Steals

1, numerous times

Minutes

Same

GAME-BY-GAME STATS

DATE	OPPONENT	GP-GS	MIN	FG	3FG	FT	O-D-T	PF	A	TO	B	S	TP
Nov. 25	McNeese State	1-0	14	3	1	1	0-0-0	1	2	1	0	1	8
Nov. 30	Grambling State	1-0	16	0	0	1	0-2-2	1	0	1	0	1	1
Dec. 2	at Texas	1-0	8	1	0	0	0-2-2	0	0	0	0	1	2
Dec. 8	Jackson State	1-1	14	1	1	0	0-2-2	0	1	1	0	1	3
Dec. 17	ULM	1-1	16	0	0	0	0-0-0	0	1	0	0	1	0
Dec. 20	UL-Lafayette	1-0	5	0	0	0	0-0-0	0	0	0	0	0	0
Jan. 1	at Marshall												
Jan. 2	at Marshall												
Jan. 8	WKU												
Jan. 9	WKU												
Jan. 15	at UTSA												
Jan. 16	at UTSA												
Jan. 22	UTEP												
Jan. 23	UTEP												
Jan. 28	Southern Miss												
Jan. 30	at Southern Miss												
Feb. 5	North Texas												
Feb. 6	North Texas												
Feb. 12	at UAB												
Feb. 13	at UAB												
Feb. 19	Middle Tennessee												
Feb. 20	Middle Tennessee												
Feb. 26	at Rice												
Feb. 27	at Rice												



CAREER STATS

YEAR	GP	GS	MIN	AVG.	FG	FGA	PCT.	3FG	3FGA	PCT.	FT	FTA	PCT.	Rebounds			AVG	PF	FO	A	TO	BLK	STL	PTS	AVG
														OFF	DEF	TOTAL									
2019-20	12	0	59	4.9	6	22	.273	1	3	.333	5	8	.625	3	6	9	0.8	7	0	4	8	0	1	18	1.5
Totals	12	0	59	4.9	6	22	.273	1	3	.333	5	8	.625	3	6	9	0.8	7	0	4	8	0	1	18	1.5



Bre HARRIS

JUNIOR / FORWARD

6-0 / MOBILE, ALABAMA

BLOUNT HS

SEASON HIGHS

Points

25 vs. Texas

Rebounds

8 vs. Texas

Assists

2 vs. Jackson State

Blocks

1, numerous times

Steals

2 vs. Jackson State

Minutes

25 vs. Texas

CAREER HIGHS

Points

Same

Rebounds

13 vs. Charlotte (18-19)

Assists

2, twice

Blocks

2, twice

Steals

2, twice

Minutes

29 vs. Marshall (18-19)

GAME-BY-GAME STATS

DATE	OPPONENT	GP-GS	MIN	FG	3FG	FT	O-D-T	PF	A	TO	B	S	TP
Nov. 25	McNeese State	1-1	15	6	1	4	4-3-7	1	0	1	1	0	17
Nov. 30	Grambling State	1-1	16	3	0	2	1-2-3	3	0	2	1	1	8
Dec. 2	at Texas	1-1	25	9	1	6	4-4-8	1	0	3	1	1	25
Dec. 8	Jackson State	1-1	10	1	0	1	0-1-1	3	2	0	0	2	3
Dec. 17	ULM	DNP - Injury											
Dec. 20	UL-Lafayette	1-0	7	2	0	0	1-2-3	2	0	1	0	0	4
Jan. 1	at Marshall												
Jan. 2	at Marshall												
Jan. 8	WKU												
Jan. 9	WKU												
Jan. 15	at UTSA												
Jan. 16	at UTSA												
Jan. 22	UTEP												
Jan. 23	UTEP												
Jan. 28	Southern Miss												
Jan. 30	at Southern Miss												
Feb. 5	North Texas												
Feb. 6	North Texas												
Feb. 12	at UAB												
Feb. 13	at UAB												
Feb. 19	Middle Tennessee												
Feb. 20	Middle Tennessee												
Feb. 26	at Rice												
Feb. 27	at Rice												



21

CAREER STATS

YEAR	GP	GS	MIN	AVG.	FG	FGA	PCT.	3FG	3FGA	PCT.	FT	FTA	PCT.	Rebounds			AVG	PF	FO	A	TO	BLK	STL	PTS	AVG
														OFF	DEF	TOTAL									
2018-19	27	0	400	14.8	50	107	.467	8	24	.333	14	29	.483	34	54	88	3.3	68	2	11	25	16	9	122	4.5
2019-20	24	15	315	13.1	37	92	.402	0	8	.000	13	20	.650	34	48	82	3.4	55	1	5	30	11	12	87	3.6
TOTAL	51	15	715	14.0	87	199	.437	8	32	.250	27	49	.551	68	102	170	3.3	123	3	16	55	27	21	209	4.1



Tyler JACKSON

FRESHMAN / GUARD

5-9 / ALLEN, TEXAS

ALLEN HS

SEASON HIGHS

Points

10 vs. Jackson State

Rebounds

5 vs. Texas

Assists

2, numerous times

Blocks

Steals

2, twice

Minutes

27, twice

CAREER HIGHS

Points

Same

Rebounds

Same

Assists

Same

Blocks

3, twice

Steals

Same

Minutes

Same

GAME-BY-GAME STATS

DATE	OPPONENT	GP-GS	MIN	FG	3FG	FT	O-D-T	PF	A	TO	B	S	TP
Nov. 25	McNeese State	1-1	19	1	0	3	0-1-1	0	0	1	0	2	5
Nov. 30	Grambling State	1-0	16	0	0	2	0-2-2	0	0	0	0	1	2
Dec. 2	at Texas	1-0	21	1	0	0	2-3-5	1	2	1	0	0	2
Dec. 8	Jackson State	1-0	27	3	3	1	3-0-3	2	2	3	0	2	10
Dec. 17	ULM	1-0	27	0	0	0	1-1-2	0	1	0	0	1	0
Dec. 20	UL-Lafayette	1-0	25	1	1	0	0-3-3	1	2	0	0	0	3
Jan. 1	at Marshall												
Jan. 2	at Marshall												
Jan. 8	WKU												
Jan. 9	WKU												
Jan. 15	at UTSA												
Jan. 16	at UTSA												
Jan. 22	UTEP												
Jan. 23	UTEP												
Jan. 28	Southern Miss												
Jan. 30	at Southern Miss												
Feb. 5	North Texas												
Feb. 6	North Texas												
Feb. 12	at UAB												
Feb. 13	at UAB												
Feb. 19	Middle Tennessee												
Feb. 20	Middle Tennessee												
Feb. 26	at Rice												
Feb. 27	at Rice												



22

CAREER STATS

YEAR	GP	GS	MIN	AVG.	FG	FGA	PCT.	3FG	3FGA	PCT.	FT	FTA	PCT.	Rebounds			PF	FO	A	TO	BLK	STL	PTS	AVG
														OFF	DEF	TOTAL								
TOTAL																								



Irene MURUA

FRESHMAN / FORWARD / 6-1
ARRASATE MONDRAGÓN, SPAIN
ARIZMENDI IKASTOLA

SEASON HIGHS

Points

9 vs. Jackson State

Rebounds

8, twice

Assists

1, twice

Blocks

Steals

2 vs. McNeese State

Minutes

25 vs. McNeese State

CAREER HIGHS

Points

Same

Rebounds

Same

Assists

Same

Blocks

Same

Steals

Same

Minutes

Same

GAME-BY-GAME STATS

DATE	OPPONENT	GP-GS	MIN	FG	3FG	FT	O-D-T	PF	A	TO	B	S	TP
Nov. 25	McNeese State	1-0	25	1	0	0	4-4-8	3	0	1	0	2	2
Nov. 30	Grambling State	1-0	21	2	0	0	4-4-8	1	0	2	0	0	4
Dec. 2	at Texas	1-0	17	0	0	0	1-2-3	3	1	3	0	0	0
Dec. 8	Jackson State	1-0	20	4	1	0	2-1-3	3	0	2	0	0	9
Dec. 17	ULM	1-0	24	1	0	0	1-3-4	0	1	0	0	1	2
Dec. 20	UL-Lafayette	1-0	9	0	0	0	0-2-2	2	0	2	0	0	0
Jan. 1	at Marshall												
Jan. 2	at Marshall												
Jan. 8	WKU												
Jan. 9	WKU												
Jan. 15	at UTSA												
Jan. 16	at UTSA												
Jan. 22	UTEP												
Jan. 23	UTEP												
Jan. 28	Southern Miss												
Jan. 30	at Southern Miss												
Feb. 5	North Texas												
Feb. 6	North Texas												
Feb. 12	at UAB												
Feb. 13	at UAB												
Feb. 19	Middle Tennessee												
Feb. 20	Middle Tennessee												
Feb. 26	at Rice												
Feb. 27	at Rice												



CAREER STATS

YEAR	GP	GS	MIN	AVG.	FG	FGA	PCT.	3FG	3FGA	PCT.	FT	FTA	PCT.	Rebounds		PF	FO	A	TO	BLK	STL	PTS	AVG
														OFF	DEF								
TOTAL																							



Lotte SANT

SOPHOMORE / GUARD / 6-1
AMSTERDAM, THE NETHERLANDS
CALANDLYCEUM HS

SEASON HIGHS

Points

3, numerous times

Rebounds

3 vs. McNeese State

Assists

2 vs. Grambling State

Blocks

1 vs. McNeese State

Steals

1 vs. ULM

Minutes

27 vs. UL-Lafayette

CAREER HIGHS

Points

15 vs LSU-Alexandria (Nov. 7, 2019)

Rebounds

7, twice

Assists

4, twice

Blocks

1, twice

Steals

1, numerous times

Minutes

35 vs. UAB (Jan. 25, 2020)

GAME-BY-GAME STATS

DATE	OPPONENT	GP-GS	MIN	FG	3FG	FT	O-D-T	PF	A	TO	B	S	TP
Nov. 25	McNeese State	1-1	15	1	1	0	0-3-3	1	0	1	1	0	3
Nov. 30	Grambling State	1-1	22	1	1	0	1-1-2	0	2	0	0	0	3
Dec. 2	at Texas	1-1	7	0	0	0	0-1-1	2	0	1	0	0	0
Dec. 8	Jackson State	1-1	9	0	0	0	0-1-1	0	1	0	0	0	0
Dec. 17	ULM	1-0	8	1	0	0	1-1-2	0	0	0	0	1	2
Dec. 20	UL-Lafayette	1-1	27	1	1	0	1-0-1	1	0	1	0	0	3
Jan. 1	at Marshall												
Jan. 2	at Marshall												
Jan. 8	WKU												
Jan. 9	WKU												
Jan. 15	at UTSA												
Jan. 16	at UTSA												
Jan. 22	UTEP												
Jan. 23	UTEP												
Jan. 28	Southern Miss												
Jan. 30	at Southern Miss												
Feb. 5	North Texas												
Feb. 6	North Texas												
Feb. 12	at UAB												
Feb. 13	at UAB												
Feb. 19	Middle Tennessee												
Feb. 20	Middle Tennessee												
Feb. 26	at Rice												
Feb. 27	at Rice												



CAREER STATS

YEAR	GP	GS	MIN	AVG.	FG	FGA	PCT.	3FG	3FGA	PCT.	FT	FTA	PCT.	Rebounds			AVG	PF	FO	A	TO	BLK	STL	PTS	AVG
														OFF	DEF	TOTAL									
2019-20	30	11	643	21.4	52	137	.380	38	108	.352	10	14	.714	25	44	69	2.3	14	0	28	25	2	7	152	5.1
Totals	30	11	643	21.4	52	137	.380	38	108	.352	10	14	.714	25	44	69	2.3	14	0	28	25	2	7	152	5.1



Korie

ALLENSWORTH

FRESHMAN / GUARD / 5-10
SULPHUR, OKLAHOMA
SULPHUR, OKLAHOMA

SEASON HIGHS

Points

3 vs. McNeese State

Rebounds

Assists

1 vs. ULM

Blocks

Steals

Minutes

7 vs. McNeese State

CAREER HIGHS

Points

Same

Rebounds

Same

Assists

Same

Blocks

Same

Steals

Same

Minutes

Same

GAME-BY-GAME STATS

DATE	OPPONENT	GP-GS	MIN	FG	3FG	FT	O-D-T	PF	A	TO	B	S	TP
Nov. 25	McNeese State	1-0	7	1	1	0	0-0-0	2	0	2	0	0	3
Nov. 30	Grambling State	DNP											
Dec. 2	at Texas	1-0	3	0	0	0	0-0-0	0	0	0	0	0	0
Dec. 8	Jackson State	DNP											
Dec. 17	ULM	1-0	3	0	0	0	0-0-0	0	1	0	0	0	0
Dec. 20	UL-Lafayette	DNP											
Jan. 1	at Marshall												
Jan. 2	at Marshall												
Jan. 8	WKU												
Jan. 9	WKU												
Jan. 15	at UTSA												
Jan. 16	at UTSA												
Jan. 22	UTEP												
Jan. 23	UTEP												
Jan. 28	Southern Miss												
Jan. 30	at Southern Miss												
Feb. 5	North Texas												
Feb. 6	North Texas												
Feb. 12	at UAB												
Feb. 13	at UAB												
Feb. 19	Middle Tennessee												
Feb. 20	Middle Tennessee												
Feb. 26	at Rice												
Feb. 27	at Rice												



CAREER STATS

YEAR	GP	GS	MIN	AVG.	FG	FGA	PCT.	3FG	3FGA	PCT.	FT	FTA	PCT.	Rebounds		PF	FO	A	TO	BLK	STL	PTS	AVG
														OFF	DEF								
TOTAL																							



Anna Larr
ROBERSON
 SOPHOMORE / FORWARD
 6-3 / RUSTON, LOUISIANA
 CEDAR CREEK HS

SEASON HIGHS

Points

19 vs. UL-Lafayette

Rebounds

12 vs. ULM

Assists

2 vs. Grambling State

Blocks

2 vs. UL-Lafayette

Steals

3 vs. ULM

Minutes

33 vs. UL-Lafayette

CAREER HIGHS

Points

Same

Rebounds

14, twice

Assists

2, numerous times

Blocks

2, multiple times

Steals

Same

Minutes

Same

GAME-BY-GAME STATS

DATE	OPPONENT	GP-GS	MIN	FG	3FG	FT	O-D-T	PF	A	TO	B	S	TP
Nov. 25	McNeese State	1-0	23	5	0	2	4-7-11	3	1	2	0	2	12
Nov. 30	Grambling State	1-0	16	3	0	0	3-1-4	3	2	0	1	0	6
Dec. 2	at Texas	1-0	15	1	0	2	1-1-2	2	0	2	0	1	4
Dec. 8	Jackson State	1-0	30	6	0	6	2-3-5	3	0	1	1	1	18
Dec. 17	ULM	1-1	31	6	0	4	3-9-12	0	0	1	0	3	16
Dec. 20	UL-Lafayette	1-1	33	7	0	5	4-7-11	4	1	3	2	2	19
Jan. 1	at Marshall												
Jan. 2	at Marshall												
Jan. 8	WKU												
Jan. 9	WKU												
Jan. 15	at UTSA												
Jan. 16	at UTSA												
Jan. 22	UTEP												
Jan. 23	UTEP												
Jan. 28	Southern Miss												
Jan. 30	at Southern Miss												
Feb. 5	North Texas												
Feb. 6	North Texas												
Feb. 12	at UAB												
Feb. 13	at UAB												
Feb. 19	Middle Tennessee												
Feb. 20	Middle Tennessee												
Feb. 26	at Rice												
Feb. 27	at Rice												



CAREER STATS

YEAR	GP	GS	MIN	AVG.	FG	FGA	PCT.	3FG	3FGA	PCT.	FT	FTA	PCT.	Rebounds			AVG	PF	FO	A	TO	BLK	STL	PTS	AVG
														OFF	DEF	TOTAL									
2019-20	30	15	603	20.1	81	157	.516	1	4	.250	38	56	.679	69	95	164	5.5	50	0	12	30	15	15	201	6.7
Totals	30	15	603	20.1	81	157	.516	1	4	.250	38	56	.679	69	95	164	5.5	50	0	12	30	15	15	201	6.7

TV/Radio Roster



#1 Raizel Guinto
5-5 * SR * Guard
Winnipeg, Manitoba



#2 Keiunna Walker
5-6 * JR * Guard
Lonoke, Ark.



#3 Robyn Lee
5-8 * FR * Guard
Moss Point, Miss.



#10 Amber Dixon
5-10 * SR * Guard
Arlington, Texas



#15 Monette Bolden
5-6 * SR * Guard
Abbeville, La.



#21 Brianna Harris
6-0 * JR * Forward
Mobile, Ala.



#22 Tyler Jackson
5-9 * FR * Guard
Allen, Texas



#23 Irene Murua
6-1 * FR * Forward
Arrasate Mondragón, Spain



#24 Lotte Sant
6-1 * SO * Guard
Amsterdam, The Netherlands



#25 Korie Allensworth
5-10 * FR * Guard
Sulphur, Okla.



#44 Anna Larr Roberson
6-3 * SO * Forward
Ruston, La.



Brooke Stoehr
Co-Head Coach
5th Year



Scott Stoehr
Co-Head Coach
5th Year



Bojan Jankovic
Assistant Coach
2nd Year



Kasondra McKay
Assistant Coach
1st Year



Nick Long
Director of WBB Ops
5th Year



Mandy Miller
Athletic Trainer
8th Year



Malcolm Butler
SID/Radio PxP
22nd Year



Blake Talos
Strength & Conditioning
5th Year



Taylor McFall
Academic Advisor
3rd Year



Colsten Thompson
Graduate Manager
1st Year

2020-21 Louisiana Tech
Louisiana Tech Combined Team Statistics (as of Dec 20, 2020)
All games

RECORD:	OVERALL	HOME	AWAY	NEUTRAL
ALL GAMES	5-1	5-0	0-1	0-0
CONFERENCE	0-0	0-0	0-0	0-0
NON-CONFERENCE	5-1	5-0	0-1	0-0

#	Player	gp-gs	min	avg	Total		3-Point		F-Throw		Rebounds											
					fg-fga	fg%	3fg-fga	3fg%	ft-fa	ft%	off	def	tot	avg	pf	dq	a	to	blk	stl	pts	avg
02	Keiunna Walker	6-5	146	24.3	32-72	.444	3-14	.214	31-44	.705	2	18	20	3.3	22	1	9	15	0	3	98	16.3
44	Anna Larr Roberson	6-2	147	24.5	28-52	.538	0-0	.000	19-25	.760	17	28	45	7.5	15	0	4	9	5	8	75	12.5
21	Brianna Harris	5-4	73	14.6	21-31	.677	2-4	.500	13-16	.813	10	12	22	4.4	10	0	2	7	3	4	57	11.4
10	Amber Dixon	6-5	169	28.2	17-35	.486	3-7	.429	14-17	.824	8	32	40	6.7	13	0	14	21	2	8	51	8.5
01	Raizel Guinto	6-6	158	26.3	14-42	.333	6-26	.231	12-13	.923	1	9	10	1.7	20	1	19	23	0	9	46	7.7
03	Robyn Lee	6-0	80	13.3	13-37	.351	3-6	.500	7-14	.500	1	5	6	1.0	7	0	1	10	0	1	36	6.0
22	Tyler Jackson	6-1	134	22.3	6-27	.222	4-17	.235	6-8	.750	6	10	16	2.7	4	0	7	5	0	6	22	3.7
23	Irene Murua	6-0	116	19.3	8-17	.471	1-1	1.000	0-0	.000	12	16	28	4.7	12	0	2	10	0	3	17	2.8
15	Monette Bolden	6-2	75	12.5	5-20	.250	2-9	.222	2-4	.500	0	6	6	1.0	2	0	4	3	0	5	14	2.3
24	Lotte Sant	6-5	89	14.8	4-16	.250	3-15	.200	0-0	.000	3	7	10	1.7	4	0	3	3	1	1	11	1.8
25	Korie Allensworth	3-0	13	4.3	1-3	.333	1-3	.333	0-0	.000	0	0	0	0.0	2	0	1	2	0	0	3	1.0
Team											13	17	30				4					
Total.....		6	1200		149-352	.423	28-102	.275	104-141	.738	73	160	233	38.8	111	2	66	112	11	48	430	71.7
Opponents.....		6	1200		139-342	.406	31-104	.298	65-91	.714	56	152	208	34.7	145	-	66	129	19	45	374	62.3

TEAM STATISTICS	LATECH	OPP	Date	Opponent	Score	Att.
SCORING	430	374	11/25/20	MCNEESE	w 90-45	1200
Points per game	71.7	62.3	11/30/20	GRAMBLING	w 79-69	1200
Scoring margin	+9.3	-	12/02/20	at Texas	L 57-84	958
FIELD GOALS-ATT	149-352	139-342	12/08/20	JACKSON ST.	w 73-66	1200
Field goal pct	.423	.406	12/17/20	LA.-MONROE	w 63-45	1200
3 POINT FG-ATT	28-102	31-104	12/20/20	LOUISIANA	w 68-65	1200
3-point FG pct	.275	.298				
3-pt FG made per game	4.7	5.2				
FREE THROWS-ATT	104-141	65-91				
Free throw pct	.738	.714				
F-Throws made per game	17.3	10.8				
REBOUNDS	233	208				
Rebounds per game	38.8	34.7				
Rebounding margin	+4.2	-				
ASSISTS	66	66				
Assists per game	11.0	11.0				
TURNOVERS	112	129				
Turnovers per game	18.7	21.5				
Turnover margin	+2.8	-				
Assist/turnover ratio	0.6	0.5				
STEALS	48	45				
Steals per game	8.0	7.5				
BLOCKS	11	19				
Blocks per game	1.8	3.2				
ATTENDANCE	6000	958				
Home games-Avg/Game	5-1200	1-958				
Neutral site-Avg/Game	-	0-0				

* - CUSA game

Score by Periods	1st	2nd	3rd	4th	Totals
Louisiana Tech	110	97	110	113	430
Opponents	89	83	107	95	374

