



2020-21 MARSHALL WOMEN'S BASKETBALL

THE HERD

GAME NOTES

Jason Corriher, Marshall Sports Information | Email: corriher@marshall.edu
O: 304-696-4660 | C: 740-331-1497 | Twitter: @HerdWBB | Website: www.HerdZone.com

GAME INFORMATION

Date/Time: Jan. 1 at 6 p.m. ET & Jan. 2 at 3 p.m. ET
Site: Cam Henderson Center - Huntington, W.Va.
Live Stats: www.herdzone.com - SIDEARM
Live Video: HerdVision/CUSAtv - PxP Jake Griffith
Marshall Radio: 88.1 WMUL-FM, www.marshall.edu/wmul
Twitter Updates: @HerdWBB
Series: 8th all-time meeting, LaTech leads 4-3
Last Meeting: Feb. 8, 2020 - Lady Techsters won 60-50 in Ruston.

SCHEDULE

DATE	OPPONENT	TIME
Dec. 1	MORGAN STATE	Canceled
6	RADFORD	W, 68-59
9	at #9 Kentucky	L, 79-45
13	at St. Bonaventure	Canceled
17	MOREHEAD STATE	Canceled
Jan. 1	LOUISIANA TECH *	6 p.m.
2	LOUISIANA TECH *	3 p.m.
8	at Charlotte *	6 p.m.
9	at Charlotte *	3 p.m.
14	WKU *	6 p.m.
17	at WKU *	3 p.m.
22	FIU *	6 p.m.
23	FIU *	3 p.m.
29	at Florida Atlantic *	5 p.m.
30	at Florida Atlantic *	2 p.m.
Feb. 5	OLD DOMINION *	6 p.m.
6	OLD DOMINION *	3 p.m.
12	at Middle Tennessee *	7 p.m.
13	at Middle Tennessee *	5 p.m.
19	RICE *	6 p.m.
20	RICE *	3 p.m.
26	at North Texas *	7:30 p.m.
27	at North Texas *	4:30 p.m.

March 6-7 Open dates for rescheduling if necessary
March 10-13 Conference USA Tournament Frisco, Texas
All times Eastern. Game times & dates are subject to change.

Home games **CAPS & GREEN**

* - Conference game

\$ - Conference USA Championship (Frisco, Texas)

THE TEAMS

2020-21 Conference USA Action



Marshall
Thundering Herd
1-1

RETURNING CATEGORY LEADERS

Scoring/Game

Savannah Wheeler, 17.0

Rebounds/Game

Alexis Johnson, 6.5

Assists/Game

Ksenija Mitric, 3.0

HEAD COACH

Tony Kemper (3rd season)

Overall: 40-53

at School: Same

2019-20 Record: 13-17, 7-11 C-USA

2020-21 Numbers

Points Per Game:	57.0
Points Allowed Per Game:	68.5
FG %:	.351 (39-111)
FG % Allowed:	.461 (53-115)
3PT FG %:	.182 (8-44)
3PT FG % Allowed:	.340 (17-50)
FT %:	.609 (28-46)
FT % Allowed:	.609 (14-23)
Rebounds Per Game:	34.0 (68)
Rebounds Allowed Per Game:	40.0 (80)
Assists Per Game:	10.0 (20)
Assists Allowed Per Game:	16.5 (33)
Turnovers Per Game:	13.0 (26)
Turnovers Forced Per Game:	15.5 (31)
Assist to TO Ratio:	0.8
Points off TO Per Game:	13.5
Steals Per Game:	8.0 (16)
Steals Allowed Per Game:	4.0 (8)
Blocks Per Game:	2.0 (4)
Blocks Allowed Per Game:	3.5 (7)



Louisiana Tech
Lady Techsters
5-1

CATEGORY LEADERS

Scoring/Game

Keiunna Walker, 16.3

Rebounds/Game

Anna Larr Roberson, 7.5

Assists/Game

Raizel Guinto, 3.2

CO-HEAD COACHES

Brooke & Scott Stoeher (5th season)

Overall: 142-116

at School: 71-58

2019-20 Record: 15-15, 6-12 C-USA

2020-21 Numbers

Points Per Game:	71.7
Points Allowed Per Game:	62.3
FG %:	.423 (149-352)
FG % Allowed:	.406 (139-342)
3PT FG %:	.275 (28-102)
3PT FG % Allowed:	.298 (31-104)
FT %:	.738 (104-141)
FT % Allowed:	.714 (65-91)
Rebounds Per Game:	38.8
Rebounds Allowed Per Game:	34.7
Assists Per Game:	11.0
Assists Allowed Per Game:	11.0
Turnovers Per Game:	18.7
Turnovers Forced Per Game:	21.5
Assist to TO Ratio:	0.6
Points off TO Per Game:	19.5
Steals Per Game:	8.0
Steals Allowed Per Game:	7.5
Blocks Per Game:	1.8
Blocks Allowed Per Game:	3.2

PROBABLE STARTERS (BASED ON PREVIOUS GAME)



#0 Kia Sivils
5'7" - JR - Guard

2020-21
2 GP, 2 GS
1.0 ppg, 2.0 rpg
1.5 apg, 0.5 spg



#2 Kristen Mayo
5'5" - SR - Guard

2020-21
2 GP, 2 GS
5.0 ppg, 2.0 apg
2.5 spg, 4.5 rpg



#3 CC Mays
5'8" - FR - Guard

2020-21
2 GP, 2 GS
5.0 ppg, 3.0 rpg
1.5 apg, 0.5 spg



#4 Savannah Wheeler
5'6" - SO - Guard

2020-21
2 GP, 2 GS
17.0 ppg, 3.0 rpg
1.5 spg, 1.0 apg



#34 Lorelei Roper
6'1" - JR - F/C

2020-21
2 GP, 2 GS
6.5 ppg, 5.0 rpg
2.0 spg, 66.7 FG %

MARSHALL WOMEN'S BASKETBALL

2020-21 ROSTER

NUMERICAL

NO.	NAME	HT.	POS.	YR.	HOMETOWN (LAST SCHOOL)
0	Kia Sivils	5-7	G	JR	Louisville, Ky. (Sacred Heart HS)
1	Christiana McLean	5-6	G	RS FR	Wake Forest, N.C. (Heritage HS)
2	Kristen Mayo	5-5	G	SR	Grayson, Ky. (East Carter HS)
3	CC Mays	5-8	G	FR	Tampa, Fla. (Seffner Christian Academy)
4	Savannah Wheeler	5-6	G	SO	Catlettsburg, Ky. (Boyd County HS)
5	Samantha LaFon	6-0	F	FR	Chesapeake, Ohio (Ironton HS)
11	Ksenija Mitric	5-8	G	FR	Banja Luka, Bosnia & Herzegovina (Celje BC)
20	Taylor Pearson	5-7	F	SR	Columbus, Ohio (Northland HS)
21	Sarah Liberatore	5-10	G	FR	Greensburg, Pa. (Hempfield Area HS)
23	Alexis Johnson	5-10	F	SO	Southfield, Mich. (Southfield HS for Arts & Tech.)
24	Kennedi Colclough	6-0	F	GRAD	Crofton, Md. (Stetson University)
25	Mahogany Matthews	6-1	F	RS SO	York, Pa. (Ole Miss)
30	Aarionna Redman*	5-10	F/G	FR	Pickerington, Ohio (Pickerington Central)
32	Paige Shy	5-10	G	SO	Huntington, W.Va. (St. Joseph Catholic HS)
34	Lorelei Roper	6-1	F/C	JR	Charlotte, N.C. (Carmel Christian HS)

* - Will miss 2020-21 season due to injury.

Coaching Staff

Head Coach: Tony Kemper – 4th season (9th with the team)

Assistant Coach: Adria Crawford – 3rd season

Assistant Coach: Lazar Milinkovic – 5th season (7th with team)

Director of Operations: Elizabeth Brown – 3rd season

Video Coordinator - Janko Popovic - 1st season

Graduate Assistant - Maggie Stanley - 3rd season

PROUNUNCIATION GUIDE

Kia Sivils	Key-uh Sivils (sounds like civils)
Christiana McLean	Chris-che-ahn-uh Muh-Clain
Ksenija Mitric	Ksen-ee-uh Me-trich (say K in first name quickly & softly)
hometown	Bahn-ya Luke-ah
basketball club	Cell-yee
Sarah Liberatore	Lib-er-tor-ee
Kennedi Colclough	Cole-Claw
Aarionna Redman	Air-ee-ahn-uh
Lorelei Roper	Lore-UH-lie

Staff

Adria Crawford	UH-dree-uh
Lazar Milinkovic	Luh-Zar Mill-ink-o-vitch
Janko Popvic	Yanko Pop-o-vitch



GENERAL INFORMATION

Name	Marshall University
Founded	1837
Location	Huntington, W.Va.
Enrollment	13,324
Nickname	Thundering Herd
Colors	Kelly Green & White
Conference	Conference USA
Home	Cam Henderson Center/9,048
President	Dr. Jerry A. Gilbert (Duke)
Director of Athletics	Mike Hamrick (Marshall '80)

COACHING STAFF

Head Coach	Tony Kemper (Fort Hays '01)
Career record (seasons)	40-53 (4th)
Record at Marshall (seasons)	40-53 (4th)
Conference USA record	20-30
Assistant Coach	Adria Crawford
Assistant Coach	Lazar Milinkovic
Director of Operations	Elizabeth Brown
Video Coordinator	Janko Popovic
Team Manager	Maggie Stanley

TEAM INFORMATION

2019-20 Record	13-17
2019-20 Conference USA Record/Finish	7-11/8th
Starters Returning/Lost	3/2
Letterwinners Returning/Lost	7/5
Newcomers	7

PROGRAM HISTORY

First Year of Basketball	1969
Overall Record	692-719
Conference Championships	1 ('97/SoCon)
Regular Season Championships	5 ('85, '86, '87, '88, '89/SoCon)
NCAA Tournament Appearances	1 ('97, L, 69-49 vs. Colorado College)
Women's Basketball Invitational - 2	2015, 1-1, W, 81-79 vs. NKU & L, 71-73 vs. Mercer
2019, 1-1, W, 67-64 at Davidson & L, 83-71 at App. St.	
Women's NIT Appearances	1 ('16, L, 76-68 at Ohio)

SPORTS INFORMATION

Asst. AD/Media Relations	Jason Corriher (NC State '00)
Office	(304) 696-4660
E-Mail	corriher@marshall.edu
Associate SID/WBB	Scott Hall (Marshall '08)
Office	(304) 696-4662
Cell	(540) 539-2032
E-Mail	hall133@marshall.edu
Sports Information Fax	(304) 696-2325
Press Row Phone	(304) 696-3303 or 7061
Mailing Address	Marshall University Sports Information
	P.O. Box 1360
	Huntington, WV 25715
Overnight Address	Cam Henderson Center, Room 2036
	1801 3rd Avenue
	Huntington, WV 25703
Official Athletics Website	www.Herdzone.com
Twitter	@HerdZone, @HerdWBB
Instagram	@HerdWBB
Facebook	Marshall Athletics,
	Marshall University Basketball

CONFERENCE USA

Phone	214-774-1300
Website	ConferenceUSA.com
Mailing Address	5201 N. O'Connor Blvd.
	Suite 300
	Irving, TX 75039
Director, Media Relations	Cassie Logan
E-mail	clogan@c-usa.org

MARSHALL WOMEN'S BASKETBALL BROADCAST TALKING POINTS



#0 Kia Sivils, Jr., G, Louisville, Ky.
 - 62 career games with 8 starts. 212 career pts, 3.4 ppg.
 - Started 2020-21 opener vs. Radford played 31 min. & 3 assists.
 - Saw increase in minutes per game from 20.4 freshman year to 22.7 as a sophomore.
 - Earned 1st career start in 2019-20 season-opener vs. Kentucky Christian, scored 7 pts & had 4 rebs.
 - Scored a career-high 16 points on 7-of-7 shooting, including 2-of-2 from 3, at North Texas (1/4/20).
 - Tied career-best 16 points vs. Old Dominion (2/22/20) with career-high 3-for-3 from beyond the arc.
 - Set career-high of 5 assists at Evansville (11/24/19) & again at Southern Miss (2/6/20).



#2 Kristen Mayo, Sr., G, Grayson, Ky.
 - Senior leader has not missed a game with 93 played & 88 starts. Only returner to start every game of 2019-20.
 - 3 assists, 7 pts, 6 rebs, 3 steals & was 5-of-6 FT vs. Radford (12/6/20).
 - Has recorded at least 1 steal in 6-straight games.
 - Career average of 29.8 minutes per game with a career-best of 31.0 in 2019-20.
 - 777 career points, career-high 327 (10.9 ppg) in '19-20.
 - Scored in double figures in 18 contests last season.
 - Netted career-high 22 points vs. Southern Miss (3/11/20) in 1st round, OT win, the day before the remainder of the C-USA Tourn. & season was canceled.
 - Shot 6-of-6 from three vs. Coppin State (12/11/18).



#4 Savannah Wheeler, So., G, Catlettsburg, Ky.
 - Led MU with 25 pts vs. Radford (12/6/20).
 - 32 career games, 19 starts, 437 pts (13.7 ppg).
 - Led Herd in scoring with 403 & 13.4 ppg in 2019-20..
 - Highest scoring average by a MU freshman since Sikeetha Shepard-Hall's 15.0 ppg in 2002-03 (361 pts in 24 games) & highest pts total by a freshman since Kristina Behnfeldt (438) in 1995-96. Both in MU Hall of Fame.
 - Started career with 18 pts vs. KCU & then 19 vs. Norfolk State, named C-USA Freshman of the Week.
 - Recorded back-to-back 20+ pt games vs. FIU (22) and FAU (25), named C-USA Freshman of the Week again.
 - Only freshman nationally ranked in 2019-20 in top 40 for FTM (T37th - 130) & FT% (40th - 83.9).


2019-20 All-Freshman Team
 2020-21 Preseason All-C-USA



#11 Ksenija Mitric, Fr, G, Banja Luka, Bosnia & Herzegovina
 - Played 22 min. vs. Radford (12/6) scored 8 pts & had 3 assists.
 - Helped lead Celje Basketball Club to the Slovenian championship in the U17 & U19 divisions in 2018 and runner-up finish in 2019.
 - Avg. 15+ points per game during those 2 seasons.
 - Helped lead team to the Women's Adriatic Basketball Association (WABA) title in 2017.
 - Played for Bosnia and Herzegovina national team leading in scoring (10.3) and assists (3.1) at the FIBA U16 Women's European Championship in 2016.
 - Led team in scoring in U18 division in 2017 (11.1) & in 2018 (10.1).



#21 Sarah Liberatore, Fr., G, Greensburg, Pa.
 - Played 5 min. vs. Radford (12/6) took one shot.
 - Finished prep career with 1,125 points.
 - Senior year averaged 19.7 ppg, 7.2 rpg, 5.3 assists & 2.1 steals.
 - Two-time Big 56 First Team selection, four-time Big 56 All-Section, two-time Tribune Review Terrific 10 All-Star, Post Gazette Top 5 in class 6A.
 - Two-time US Jr. National Champion & was ranked #25 in Pennsylvania. Two-time Team MVP and Captain.
 - Selected for PA vs. Maryland game, Roundball Classic, PBC Roundball Classic top 20 in Western Pennsylvania.
 - Very athletic family. Dad played baseball at Bowling Green & mom swam at John Carroll U. among others.



#24 Kennedi Colclough, Gr., F, Crofton, Md.
 - Has not played in 2020-21.
 - Transfer from Stetson. 71 games with 27 starts.
 - Played 30 games, 4 starts as a freshman with 4.8 ppg.
 - Playing very well in sophomore season with 13.0 ppg through 17 games before season-ending injury.
 - Played in 2018-19 opener before another injury ended her season.
 - Played in 23 games in 2019-20 with 6.7 ppg.
 - Scored career-high 25 pts vs. Trinity Baptist (11/23/19).
 - Has 6 career double-doubles including 23 pts & 13 boards in win over Florida (11/22/17).
 - Scored 10+ pts 26 times and 20+ 3 times.
 - 10 pts & 11 rebs vs. #11 Tennessee (11/19/19).



#1 Christiana McLean, R-Fr., G, Wake Forest, N.C.
 - Has yet to play in 2020-21, dealing with injury.
 - Redshirted her freshman season 2019-20.
 - Graduated from Heritage High School.
 - Avg. 14 pts, 5 rebs. & 3 assists per game senior year.
 - Attended Northside Christian Academy as a freshman & was named a Select 60 Best Offensive Player.
 - Attended Carmel Christian HS as a sophomore & was named at South Carolina Season's Finest Basketball Player and a Big5 Top Performer.
 - Queen City All-Tournament team selection.
 - Won the John Wall Championship.
 - Honored as All-Conference & All-District.
 - Also lettered in soccer.



#3 CC Mays, Fr., G, Tampa, Fla.
 - Started 1st career game vs. Radford (12/6), played 26 min., had 5 rebs. & scored 4 pts.
 - Started at #9 UK and had career-high 6 points, was 3-of-4 from the line (12/9).
 - As a freshman was named All-County First Team & nominated for Tampa Bay Times Home Team Hot Shot.
 - Tallied Carrollwood's 1st ever quadruple-double with 10 pts, 11 rebs., 14 ast., & 12 steals in win vs. Middleton.
 - Member of state runners-up at Carrollwood both years.
 - Named All-County 2nd team & listed in the Tampa Bay Times Home Team 25 girl's players to watch as soph.

#5 Samantha LaFon, Fr., F, Chesapeake, Ohio
 - Early enrollee for the Herd after signing National Letter of Intent on Nov. 13, 2020. Will be eligible to play right away.
 - Successful prep career at Ironton High School.
 - Averaged 14 points and nearly 11 rebounds per game this past season.
 - Ranked 12th in the state of Ohio in 2019-20 in field goal percentage hitting on 57 percent of shots.
 - Over last two years honored as First Team All-District, two-time First Team All-Conference, All-State Special Mention and was the league's leading rebounder.



#20 Taylor Pearson, Sr., F, Columbus, Ohio
 - Has not played in 2020-21.
 - Senior leader has missed just two games in career, 89 games played with 58 starts. Started 28-of-30 in 2019-20.
 - Has seen minutes increase every year, 19.7 freshman, 24.7 sophomore & 29.5 senior.
 - 2nd on team in scoring with 11.1 ppg in 2019-20.
 - Averaged 5+ rebs. per game for the 2nd time in 2019-20 with 5.2 per game.
 - Led team & was 3rd in C-USA in 3PT FG percentage with 39.6. Also 8th in league with 53 made 3's.
 - Tallied 1st 2 career games with 20+ points, 21 at Southern Miss (2/6/20) including 6-of-9 from 3, & then career-high 24 at WKU (2/20/20) 10-of-15 from field.



#23 Alexis Johnson, So., F, Southfield, Mich.
 - Career-high 16 pts at #9 Kentucky (12/9).
 - Career-day in opener vs. Radford (12/6) with 21 min. 12 pts, on 6-of-11 shooting & 9 rebs.
 - Appeared in 15 games averaging 5.9 minutes per contest with 27 pts, 24 rebounds & 6 steals.
 - Had 2019-20 best game vs. Alderson Broaddus with 15 min., 9 pts and 6 boards.
 - Attended Southfield HS for the Arts and Technology.
 - Avg. 23.9 ppg, 8.0 rpg and 3.0 spg during senior season.
 - Led her team in scoring and rebounding all 4 years.
 - Reached 1,000-pt plateau during junior year.
 - Helped lead school to 3-straight district championships and three-straight regional appearances.



#25 Mahogany Matthews, R-So., F, York, Pa.
 - Played 14 min. off bench vs. Radford (12/6/20) blocked 2 shots, scored 2 pts. & had 2 rebs.
 - 15 min at #9 UK & career-high 5 pts. 3-of-4 FT.
 - Sat out 2019-20 due to NCAA transfer rules after spending 2018-19 at Ole Miss.
 - 22 games, 6 starts with Rebels, Avg. 9.2 min per game.
 - Career-high 6 boards vs. Florida (3/6/19).
 - 3-star recruit by ESPN coming out of Hoke Country HS with a grade of 88 & 45th best forward nationally.
 - Avg 18.0 pts, 15.4 rebs., 7 blocks, 3.8 steals & 1.4 assists per game as a senior.
 - Ended career with 1,158 pts, 1,002 rebs & 503 blocks.



#30 Aarionna Redman, Fr., F/G, Pickerington, Ohio

- Will miss the 2020-21 season with a knee injury.
- Helped lead Pickerington Central to a state title as a sophomore & runner-up finishes junior & senior years.
- Helped lead team to three Ohio Capital Conference and district titles as well as 2 regional appearances.
- As a senior was named honorable mention Division I All-Central District and to the OCC's District II second team.
- Competed in shot put as well.
- From same home town as former Marshall men's golfer & 2018 MU Men's Athlete of the Year Alex Weiss.



#34 Lorelei Roper, Jr., F/C, Charlotte, N.C.

- Started vs. Radford (12/6) played 25 min., scored 9 pts, 8 rebs. and 2 steals.
- Started at #9 UK (12/9) scored 4 pts.
- 52 career games with 6 starts.
- Made 2019-20 debut vs. Alderson Broaddus (11/27) scoring 10 pts & 5 rebs after working way back from knee injury at end of freshman season.
- Started against FAU (2/1), UTSA (2/13) & at FIU (3/5) last season. Played career-high 28 min. against FAU & FIU
- Career-high 10 boards vs. UTSA.
- Has 11 career games with 5+ rebounds.
- Tallied 26 career blocks.
- Two-time C-USA Commissioner's Honor Roll.



Head Coach Tony Kemper - 4th Season/9th overall

- Became HC in March of 2017. Current record of 40-53. Was an assistant coach for 5 years under previous HC Matt Daniel.
- 2019 recruiting class ranked in the top 60 nationally.
- Herd had 8-win improvement in 2018-19 and 7-win improvement in C-USA action last season.
- MU picked to finish 13th in 2018-19 and finished 6th and led MU to WBL.
- Helped mentor Shayna Gore who became 3rd played in program history with over 2,000 career points.
- Spent 3 years as assistant at Central Arkansas under Matt Daniel as well.
- Attended Fort Hays State.



Assistant Coach Adria Crawford - 3rd Season

- Named Co-Recruiting Coordinator in August (2019) after helping secure top 60 ranked recruiting class.
- Helped lead Herd through 8-win improvement in her first season with program in 2018-19.
- Her work with post players has seen great improvement with great play.
- Named a WBCA 30 Under 30 honoree in 2018.
- Spent 4 yrs as assistant at College of Charleston. Also spent time as assistant at Longwood.
- Starred for Georgetown (2008-12) as a player & member of winningest class in program history, 96 wins. Ended career in top 15 in career rebounds (646), blocked shots (61) and steals (174).



#32 Paige Shy, So., G, Huntington, W.Va.

- Did not play vs. Radford (12/6).
- 1st action of 2020-21 at #9 UK & scored 2 pts.
- Appeared in 28 games coming off the bench.
- Averaged 11.5 minutes per contest.
- Totaled 85 points (3.0) and 65 rebounds (2.3).
- Made collegiate debut against Norfolk State (11/9/19).
- 9 pts & 8 boards vs. Alderson Broaddus (11/27/19).
- Netted career-high 10 points and had 5 rebounds vs. North Texas (2/29/20).
- Played a season-best 24 minutes at ODU (1/18/20).
- Won two state championships at St. Joseph Catholic Central HS including senior year. Scored over 1,000 pts & set state record with 8 three-pointers in a game.



Assistant Coach Lazar Milinkovic - 5th Season

- Named Co-Recruiting Coordinator in August (2019) after helping to secure top 60 ranked recruiting class.
- Worked with backcourt tandem of seniors Shayna Gore and Taylor Porter in 2018-19. Gore led team with 20.1 ppg and Porter set school record with 10 three-pointers in Senior Day win over FIU.
- Served as grad assistant for Herd in 2012-14.
- Was assistant coach for Morehead State for two seasons and then came back to Marshall.
- At Morehead State mentored Almesha Jones who finished as program leader in assists and 2nd in steals.
- Worked as an assistant with St. Joseph Prep School boys team and coached Andrew Wiggins.



Director of Operations Elizabeth Brown

- Enters 3rd season as the Director of Operations.
- Was a member of coaching staff at New Haven for one year prior to coming to Marshall.
- Starred for Richmond University for 4 years.
- Appeared in 110 games for Spiders. Ended career with 645 pts, 524 rebs. and 119 blocks.
- 5th all-time in career blocks and 48 as a sophomore good for 2nd-most in team history.
- Named to Atlantic 10's 2011-12 All-Rookie Team.
- Played professionally for Barmer TV in the German Bundesliga, averaged 10 pts and 9 rebs per game.
- Earned master's degree in sport management at New Haven in Dec. of 2018.

HERD NOTES

Last Time Out: Dec. 9, 79-45 loss at No. 9 Kentucky

In the first road game of the season, the Herd traveled to No. 9 Kentucky. Marshall struggled against the size and pressure from the Wildcats, falling 79-45. Kentucky began the game with a 13-0 run and led 22-9 after the first. The Herd came out with some fire in the second, and had outscored UK for most of the frame. Marshall pulled the deficit within eight at 1:13 to go after a steal and then a long jumper from Savannah Wheeler. The Wildcats called timeout and ended the quarter on a 7-0 run. Kentucky dominated throughout the second half. Alexis Johnson had a great game coming off the bench with career-highs in points (16), minutes (25) and steals (3). Johnson shot 6-of-9 from the field including going 2-for-2 from three. Wheeler was second with nine points and was 5-of-6 from the line.

Roster Filling In

Marshall will be gaining three players in the lineup as Conference USA play begins on Jan. 1 and 2 versus Louisiana Tech. Senior forward Taylor Pearson makes her return to the court after missing the first two games. Pearson's fire and intensity on the floor, not to mention her scoring (11.1 ppg in 2019-20) and rebounding (5.2 rpg in 2019-20) will be a great shot in the arm for the Herd. Another player who will make her season debut is graduate transfer forward Kennedi Colclough. Colclough brings a wealth of game experience having played in 71 games for Stetson. She was a force on the floor before dealing with injuries that limited her availability.

And finally, Marshall adds another newcomer in freshman Samantha LaFon, who was signed as part of the 2021-22 recruiting class. LaFon has opted for early enrollment and is eligible to play right away for Marshall. LaFon had a successful prep career at Ironton High School averaging 14 points and nearly 11 boards per game this past season. She also ranked 12th in the state of Ohio for field goal percentage hitting 57 percent of her shots last year.

Blocked Shot Streak Ends

On the road at No. 9 Kentucky, Marshall did not record a blocked shot for the first time in 36 games. Feb. 16, 2019 at Middle Tennessee was the last time the Herd failed to tally a swat. Marshall went through the final six games of the 2018-19 season, the entire 2019-20 season (30 games) and then the 2020-21 season-opener versus Radford. The Herd totaled 134 swats, an average of 3.72 per game. Marshall was tied for 77th in the NCAA and ranked second in Conference USA in 2019-20 averaging 4.0 rejections per contest.

What a Start for Alexis Johnson

Sophomore Alexis Johnson has had quite an impact for Marshall coming off the bench. Appearing in 15 games last season and scoring just 27 points, Johnson has already surpassed that points total in just two games to begin the 2020-21 season with 28. She started with a career-day in the opener against Radford with 12 points and nine rebounds. Johnson kept it going with 16 points at No. 9 Kentucky to lead the Herd and added three steals. The Southfield, Mich., native is shooting 60.0 percent from the field (12-20) and has hit two three-pointers. Johnson hit just one three as a freshman. After two games she is second on the team at 14.0 points per game and leads in rebounds at 6.5 per contest.

Getting Back Out on the Court Part I

It has felt like a long time coming for the Thundering Herd to compete on the hardwood after its final game of the 2019-20 season. Marshall defeated Southern Miss, 71-67, in overtime in the first round of the Conference USA Tournament. The Herd, as the No. 8 seed, was all set to take on top-seeded Rice in the second round when the rest of the conference tournament, as well as the remainder of collegiate sports, was canceled on March 12th due to the COVID-19 pandemic. Finally, after working through everything off the court, with schedule changes and even the first game against Morgan State (Dec. 1) being canceled, Marshall will step back on the floor at the Cam Henderson Center against Radford (Dec. 6).

Getting Back Out on the Court Part II

Unfortunately for the Herd following its meeting at #9 Kentucky, Marshall had its next two games canceled due to COVID-related issues. The Thundering Herd lost out on contests at St. Bonaventure (Dec. 13) and at home against regional rival Morehead State (Dec. 17). Once Marshall takes the floor versus Louisiana Tech to open Conference USA play on Jan. 1, it will have been 23 days since the Herd last played a contest.

Different League Schedule

In an effort to try and help against the spread of COVID-19 as much as possible, Conference USA announced major changes to its league schedule for the 2020-21 season. Each team will host four opponents and travel to four locations for a two-game series in back-to-back days. The teams will still have one home-and-home with a rival. Marshall will host Louisiana Tech on Jan. 1-2, FIU on Jan. 22-23, Old Dominion on Feb. 5-6 and Rice on Feb. 19-20. The Herd travels to Charlotte (Jan. 8-9), Florida Atlantic (Jan. 29-30), Middle Tennessee (Feb. 12-13) and North Texas (Feb. 26-27). Marshall will host WKU in the Cam on Jan. 14 and then travel to Bowling Green, Ky. on Jan. 17. The final weekend of the regular season, March 6-7, is left as an open date to help with the possibility of games needing to be postponed and moved. The C-USA Tournament is set for March 10-13 back at The Star in Frisco, Texas. The top 12 finishers in the regular season will make the trip to the postseason.

Different League Setup

On Wednesday, Dec. 30, Conference USA announced that the league will be switching to East and West Divisions in both men's and women's basketball. C-USA will crown divisional champions at the end of conference play in March. Standings will be based on overall conference winning percentage. In addition, divisional seeding will be utilized for the C-USA Championships. A cross-divisional bracket will be used to determine first-round matchups.

East Division: Charlotte, FIU, Florida Atlantic, Marshall, Middle Tennessee, Old Dominion, and WKU

West Division: Louisiana Tech, North Texas, Rice, Southern Miss, UAB, UTEP, UTSA

Games Already Being Affected (Updated Dec. 30)

Several games across Conference USA have already been affected by COVID-19 with games being canceled or postponed. As of December 7th, Southern Miss has yet to play a game and has contests canceled all the way through December 12th. The Golden Eagles hope to play its first game of the 2020-21 season on December 17th at Alabama.

No. 5 Louisville at Middle Tennessee – original date Nov. 25

Alabama A&M at Southern Miss – Nov. 27

Southeastern Louisiana at Southern Miss – Nov. 28

Vanderbilt at Middle Tennessee – Nov. 29

Stetson at FIU – Nov. 29

Tennessee Tech at UAB – Nov. 29

Morgan State at Marshall – Dec. 1

Rice at UT-Arlington – Dec. 2

Sam Houston State at UTEP – Dec. 5

McNeese at Southern Miss – Dec. 5

Nicholls at Southern Miss – Dec. 8

Dayton at Charlotte – Dec. 10

North Dakota at Old Dominion – Dec. 11

Texas Southern at Rice – Dec. 11

Mississippi State at Southern Miss – Dec. 12

Marshall at St. Bonaventure – Dec. 13

Incarinate Word at UTSA – Dec. 13

Pine Bluff at Louisiana Tech – Dec. 15

Davidson at Charlotte – Dec. 15

Southern Miss at Alabama – Dec. 17

Morehead State at Marshall – Dec. 17

Prairie View A&M vs. North Texas – Dec. 19

Old Dominion at Drexel (postponed) – Dec. 20

Samford at WKU – Dec. 21

Tennessee State at UAB – Dec. 22

Old Dominion at Delaware State – Dec. 29

Charlotte at WKU (postponed) – Jan. 1 & 2

Wheeler Named Preseason All-Conference

After having one of the best rookie seasons in recent Herd history, and being named to the 2019-20 Conference USA All-Freshman team, Savannah Wheeler was honored as a Preseason All-Conference selection as voted on by the league coaches. Wheeler led the Herd with 403 points and 13.4 ppg. Her per game scoring average was the best by a Marshall freshman since Sikeetha Shepard-Hall put up 15 a game in 2002-03. Shepard-Hall played 24 games that season and totaled 361 points. Wheeler's 403 points was the highest point total by a Herd freshman since Kristina Behnfeldt netted 438 in 1995-96. Both Shepard-Hall and Behnfeldt are in the Marshall Athletics Hall of Fame. Wheeler was twice named Conference USA Freshman of the Week with the first coming after her collegiate debut. The youngster

lit up Kentucky Christian for 18 points on 6-of-9 shooting and grabbed four steals. Wheeler then tallied 19 points, including hitting five three-pointers, against Norfolk State. Her second weekly honor came after two 20+ point efforts with 22 versus FIU and then 25 against Florida Atlantic. The 5-6 guard was very adept at finishing around the rim and drawing fouls as Wheeler was also the only freshman to be ranked nationally in the top 40 for both made free throws (tied for 37th with 130) and free throw percentage (40th - 83.9). Along with scoring and shooting from the line, Wheeler also led the Herd in assists (83) and steals (41).

Returning Scorers

Marshall returns its top three scorers from the 2019-20 season in sophomore Savannah Wheeler (13.4 ppg), and seniors Taylor Pearson (11.1 ppg) and Kristen Mayo (10.9 ppg). For Mayo and Pearson, the pair stepped up in their junior campaigns scoring in double-digits for the first time in their careers. Pearson saw a dramatic improvement in her three-point shot. After hitting just 11-of-59 (18.6 %) in 2018-19, she hit 53-of-134 (39.6 %) to lead the team. Pearson ranked eighth in Conference USA in made three-pointers and third in three-point field goal percentage. Mayo continued to be a steady presence on the court and increased her scoring output from 7.3 as a sophomore up to 10.9 last year, capping the season with a career-high 22 points in the overtime win against Southern Miss. Mayo did not miss a game through her first three years and played a career-high 31.0 minutes per game in 2019-20.

Inside Presence

Marshall will look to replace some interior players from the 2019-20 season. Graduated seniors Khadaija Brooks and Princess Clemons were asked to battle down low throughout the year. Brooks led the Herd in rebounding with 5.4 per game and also blocked 24 shots. She finished her Marshall career with 556 rebounds, tied for 19th all-time in team history, and 77 rejections getting her in to the top 10 in the Herd record book. Clemons averaged 4.4 boards per game, totaled 36 steals and blocked 13 shots. The leading shot-blocker, Ashley Saintigene, struggled with staying healthy during her Marshall career. However, when Saintigene was on the floor, shots were swatted in all directions as she totaled 46 in just 19 games played last season. Her 127 career blocks landed Saintigene in 4th place all-time at Marshall. Saintigene opted to transfer to Coastal Carolina as a graduate transfer.

Newcomers

The Herd welcomes seven newcomers to the 2020-21 squad. Christiana McLean and Mahogany Matthews were with Marshall in 2019-20 but sat out the season. McLean opted to redshirt her freshman year and Matthews sat out due to NCAA transfer rules after she spent her freshman year at Ole Miss. McLean is an athletic guard while Matthews brings size and experience playing in the SEC. Matthews totaled career-highs of six rebounds and four points against Florida.

The remaining five are all fresh faces to the Marshall campus with four freshmen and one graduate transfer. The freshman class consists of CC Mays (Tampa, Fla.), Ksenija Mitric (Bosnia and Herzegovina), Sarah Liberatore (Greensburg, Pa.) and Aarionna Redman (Pickerington, Ohio). Kennedy Colclough transferred from Stetson and is eligible to play this season. Mays is a 5-8 guard who recorded Carrollwood Day School's first ever quadruple double as a sophomore with 10 points, 14 assists, 11 rebounds and 12 steals. Mitric is a 5-8 guard who brings a lot of playing experience from overseas and has been a leading scorer for her clubs while also competing for the Bosnia and Herzegovina National Team. Liberatore, a 5-10 guard, piled up numerous awards while playing for Hempfield Area High School and finished her prep career averaging nearly 20 points per game as a senior. Redman, a 5-10 guard/forward, helped lead Pickerington Central to a state title and two runner-up finishes. However, Redman will unfortunately miss her freshman season due to a knee injury. Colclough, a 6-0 forward, is a tough inside player with six double-doubles to her credit while playing at Stetson. She has battled injuries in her career but has been an excellent scorer and rebounder when healthy. Colclough has totaled 26 games with 10+ points and three with 20 or more, as well as 29 games with five or more boards and six with 10+.

THE OPPONENT - LOUISIANA TECH

Scouting the Lady Techsters

Louisiana Tech is off to great start at 5-1 in the fifth season under co-head coaches Brooke and Scott Stoehr. The lone loss came at then 25th-ranked Texas, 84-57. The Lady Techsters have had just one game canceled to begin the year due to COVID-related issues (December 15 vs. Arkansas-Pine Bluff). Tech is led in scoring by three players averaging double-digits with Keiunna Walker (16.3 ppg), Anna Larr Roberson (12.5) and Brianna Harris (11.4). Harris had a career-best 25 points in the loss to Texas, shooting 9-of-11 from the floor, 6-of-7 from the line and added eight boards. Roberson also leads the team on the glass with 7.5 per contest and is tied for the conference lead with three double-doubles this season. Raizel Guinto (19 assists) and Amber Dixon (14 assists) have been the top passers, combining for 34 assists. The Lady Techsters are hitting 42.3 percent from the floor and 73.8 percent from the line, but have struggled from three-point range knocking down just 27.5 percent. However, Tech is not afraid to attempt the three, averaging 17 shots per game. The team also has no problem drawing fouls and getting to the line (42nd in the NCAA in free throws made - 104) as four players have attempted 16 or more, with Walker leading the way at 44 attempts (31 made). Tech is averaging 18.7 turnovers per game, while forcing 21.5 per contest.

THE SERIES

8th all-time meeting
Louisiana Tech leads 4-3
First ever meeting: Feb. 8, 2014

Year	Day	Winner	Score	Place
2013-14	Feb. 8	Marshall	69-55	Home
2014-15	Jan. 31	La Tech	68-67	Home
2015-16	Mar. 3	Marshall	54-52	Away
2016-17	Feb. 4	La Tech	72-54	Away
2017-18	Jan. 13	La Tech	74-65	Home
2018-19	Jan. 26	Marshall	90-88*	Home
2019-20	Feb. 8	La Tech	60-50	Away

*Game went three overtimes

RECORD:	OVERALL	HOME	AWAY	NEUTRAL
ALL GAMES	5-1	5-0	0-1	0-0
CONFERENCE	0-0	0-0	0-0	0-0
NON-CONFERENCE	5-1	5-0	0-1	0-0

#	Player	gp-gs	min	avg	Total		3-Point		F-Throw		Rebounds				pf	dq	a	to	blk	stl	pts	avg
					fg-fga	fg%	3fg-fga	3fg%	ft-fa	ft%	off	def	tot	avg								
02	Keiunna Walker	6-5	146	24.3	32-72	.444	3-14	.214	31-44	.705	2	18	20	3.3	22	1	9	15	0	3	98	16.3
44	Anna Larr Roberson	6-2	147	24.5	28-52	.538	0-0	.000	19-25	.760	17	28	45	7.5	15	0	4	9	5	8	75	12.5
21	Brianna Harris	5-4	73	14.6	21-31	.677	2-4	.500	13-16	.813	10	12	22	4.4	10	0	2	7	3	4	57	11.4
10	Amber Dixon	6-5	169	28.2	17-35	.486	3-7	.429	14-17	.824	8	32	40	6.7	13	0	14	21	2	8	51	8.5
01	Raizel Guinto	6-6	158	26.3	14-42	.333	6-26	.231	12-13	.923	1	9	10	1.7	20	1	19	23	0	9	46	7.7
03	Robyn Lee	6-0	80	13.3	13-37	.351	3-6	.500	7-14	.500	1	5	6	1.0	7	0	1	10	0	1	36	6.0
22	Tyler Jackson	6-1	134	22.3	6-27	.222	4-17	.235	6-8	.750	6	10	16	2.7	4	0	7	5	0	6	22	3.7
23	Irene Murua	6-0	116	19.3	8-17	.471	1-1	1.000	0-0	.000	12	16	28	4.7	12	0	2	10	0	3	17	2.8
15	Monette Bolden	6-2	75	12.5	5-20	.250	2-9	.222	2-4	.500	0	6	6	1.0	2	0	4	3	0	5	14	2.3
24	Lotte Sant	6-5	89	14.8	4-16	.250	3-15	.200	0-0	.000	3	7	10	1.7	4	0	3	3	1	1	11	1.8
25	Korie Allensworth	3-0	13	4.3	1-3	.333	1-3	.333	0-0	.000	0	0	0	0.0	2	0	1	2	0	0	3	1.0
Team											13	17	30					4				
Total.....		6	1200		149-352	.423	28-102	.275	104-141	.738	73	160	233	38.8	111	2	66	112	11	48	430	71.7
Opponents.....		6	1200		139-342	.406	31-104	.298	65-91	.714	56	152	208	34.7	145	-	66	129	19	45	374	62.3

TEAM STATISTICS	LAT ECH	OPP	Date	Opponent		Score	Att.
SCORING	430	374	11/25/20	MCNEESE	w	90-45	1200
Points per game	71.7	62.3	11/30/20	GRAMBLING	w	79-69	1200
Scoring margin	+9.3	-	12/02/20	at Texas	L	57-84	958
FIELD GOALS-ATT	149-352	139-342	12/08/20	JACKSON ST.	w	73-66	1200
Field goal pct	.423	.406	12/17/20	LA.-MONROE	w	63-45	1200
3 POINT FG-ATT	28-102	31-104	12/20/20	LOUISIANA	w	68-65	1200
3-point FG pct	.275	.298					
3-pt FG made per game	4.7	5.2					
FREE THROWS-ATT	104-141	65-91		* - CUSA game			
Free throw pct	.738	.714					
F-Throws made per game	17.3	10.8					
REBOUNDS	233	208					
Rebounds per game	38.8	34.7					
Rebounding margin	+4.2	-					
ASSISTS	66	66					
Assists per game	11.0	11.0					
TURNOVERS	112	129					
Turnovers per game	18.7	21.5					
Turnover margin	+2.8	-					
Assist/turnover ratio	0.6	0.5					
STEALS	48	45					
Steals per game	8.0	7.5					
BLOCKS	11	19					
Blocks per game	1.8	3.2					
ATTENDANCE	6000	958					
Home games-Avg/Game	5-1200	1-958					
Neutral site-Avg/Game	-	0-0					

Score by Periods	1st	2nd	3rd	4th	Totals
Louisiana Tech	110	97	110	113	430
Opponents	89	83	107	95	374

2019-20 Marshall Women's Basketball
Marshall Combined Team Statistics (as of Dec 10, 2020)
All games

RECORD:	OVERALL	HOME	AWAY	NEUTRAL
ALL GAMES	1-1	1-0	0-1	0-0
CONFERENCE	0-0	0-0	0-0	0-0
NON-CONFERENCE	1-1	1-0	0-1	0-0

#	Player	gp-gs	min	avg	Total	3-Point	F-Throw	Rebounds		pf	dq	a	to	blk	stl	pts	avg
					fg-fga	fg%	3fg-fga	3fg%	ft-fita	ft%	off	def	tot	avg			
00	Kia Sivils	2-2	58	29.0	1-7	.143	0-2	.000	0-2	.000	2	2	4	2.0	3	0	3
02	Kristen Mayo	2-2	60	30.0	2-15	.133	0-7	.000	6-8	.750	0	9	9	4.5	4	0	4
03	CC Mays	2-2	45	22.5	3-12	.250	1-5	.200	3-6	.500	3	3	6	3.0	7	1	3
04	Savannah Wheeler	2-2	55	27.5	9-26	.346	3-14	.214	13-18	.722	1	5	6	3.0	0	0	2
11	Ksenija Mitric	2-0	39	19.5	3-14	.214	2-10	.200	0-0	.000	0	4	4	2.0	1	0	6
21	Sarah Liberatore	2-0	7	3.5	0-1	.000	0-1	.000	0-0	.000	0	0	0	0.0	1	0	0
23	Alexis Johnson	2-0	46	23.0	12-20	.600	2-4	.500	2-6	.333	7	6	13	6.5	4	0	1
25	Mahogany Matthews	2-0	29	14.5	2-5	.400	0-0	.000	3-4	.750	3	1	4	2.0	6	0	0
32	Paige Shy	1-0	11	11.0	1-2	.500	0-1	.000	0-0	.000	1	0	1	1.0	2	0	0
34	Lorelei Roper	2-2	50	25.0	6-9	.667	0-0	.000	1-2	.500	4	6	10	5.0	3	0	1
Team											4	7	11				2
Total.....		2	400		39-111	.351	8-44	.182	28-46	.609	25	43	68	34.0	31	1	20
Opponents.....		2	400		53-115	.461	17-50	.340	14-23	.609	24	56	80	40.0	35	-	33

TEAM STATISTICS	MAR	OPP	Date	Opponent	Score	Att.
SCORING	114	137	12/6/20	RADFORD	w 69-58	412
Points per game	57.0	68.5	12/09/20	at Kentucky	L 45-79	1200
Scoring margin	-11.5	-				
FIELD GOALS-ATT	39-111	53-115	* - Conference game			
Field goal pct	.351	.461				
3 POINT FG-ATT	8-44	17-50				
3-point FG pct	.182	.340				
3-pt FG made per game	4.0	8.5				
FREE THROWS-ATT	28-46	14-23				
Free throw pct	.609	.609				
F-Throws made per game	14.0	7.0				
REBOUNDS	68	80				
Rebounds per game	34.0	40.0				
Rebounding margin	-6.0	-				
ASSISTS	20	33				
Assists per game	10.0	16.5				
TURNOVERS	26	31				
Turnovers per game	13.0	15.5				
Turnover margin	+2.5	-				
Assist/turnover ratio	0.8	1.1				
STEALS	16	8				
Steals per game	8.0	4.0				
BLOCKS	4	7				
Blocks per game	2.0	3.5				
ATTENDANCE	412	1200				
Home games-Avg/Game	1-412	1-1200				
Neutral site-Avg/Game	-	0-0				

Score by Periods	1st	2nd	3rd	4th	Totals
Marshall	22	38	25	29	114
Opponents	38	33	39	27	137

2019-20 Marshall Women's Basketball
Marshall Team Game-by-Game (as of Dec 10, 2020)
All games

TEAM STATISTICS

Opponent	Date	Score		Total		3-Pointers		Free throws		Rebounds				pf	a	t/o	blk	stl	pts	avg
				fg-fga	pct	3fg-fga	pct	ft-fla	pct	off	def	tot	avg							
RADFORD	12/6/20	69-58	W	25-65	.385	5-24	.208	14-26	.538	17	25	42	42.0	14	13	9	4	10	69	69.0
at Kentucky	12/09/20	45-79	L	14-46	.304	3-20	.150	14-20	.700	8	18	26	34.0	17	7	17	0	6	45	57.0
Marshall		114		39-111	.351	8-44	.182	28-46	.609	25	43	68	34.0	31	20	26	4	16	114	57.0
Opponents		137		53-115	.461	17-50	.340	14-23	.609	24	56	80	40.0	35	33	31	7	8	137	68.5

Games played: 2
Points/game: 57.0
FG Pct: 35.1
3FG Pct: 18.2
FT Pct: 60.9

Rebounds/game: 34.0
Assists/game: 10.0
Turnovers/game: 13.0
Assist/turnover ratio: 0.8
Steals/game: 8.0
Blocks/game: 2.0

2019-20 Marshall Women's Basketball
Marshall Opponent Game-by-Game (as of Dec 10, 2020)
All games

OPPONENT STATISTICS

Opponent	Date	Score		Total		3-Pointers		Free throws		Rebounds				pf	a	t/o	blk	stl	pts	avg
				fg-fga	pct	3fg-fga	pct	ft-fla	pct	off	def	tot	avg							
RADFORD	12/6/20	69-58	W	20-54	.370	10-28	.357	8-13	.615	12	28	40	40.0	19	13	19	6	2	58	58.0
at Kentucky	12/09/20	45-79	L	33-61	.541	7-22	.318	6-10	.600	12	28	40	40.0	16	20	12	1	6	79	68.5
Opponents		137		53-115	.461	17-50	.340	14-23	.609	24	56	80	40.0	35	33	31	7	8	137	68.5
Marshall		114		39-111	.351	8-44	.182	28-46	.609	25	43	68	34.0	31	20	26	4	16	114	57.0

Games played: 2
Points/game: 68.5
FG Pct: 46.1
3FG Pct: 34.0
FT Pct: 60.9

Rebounds/game: 40.0
Assists/game: 16.5
Turnovers/game: 15.5
Assist/turnover ratio: 1.1
Steals/game: 4.0
Blocks/game: 3.5

2019-20 Marshall Women's Basketball
Marshall Team Game-by-Game Comparison (as of Dec 10, 2020)
All games

Opponent	1st	2nd	Score	Mar	Total FG	FG Pct	3-Pointers	3FG Pct	Free Throws	FT Pct	Rebounds	Assist	T/Over	Block	Steal	Fouls	
RADFORD	34/30	35/28	69-58	+11	25-65/20-54	.385/.370	5-24/10-28	.208/.357	14-26/8-13	.538/.615	42/40	+2	13/13	9/19	4/6	10/2	14/19
Kentucky	26/41	19/38	45-79	(34)	14-46/33-61	.304/.541	3-20/7-22	.150/.318	14-20/6-10	.700/.600	26/40	(14)	7/20	17/12	0/1	6/6	17/16

Note: Game totals are displayed in the format TEAM/OPPONENT for each category

vs. Radford, W 69-58

at #9 Kentucky, L 79-45

Official Basketball Box Score -- Game Totals -- Final Statistics
Radford vs Marshall
 12/6/20 1 p.m. at Huntington, W.Va. (Cam Henderson Center)

Radford 58 • 0-2

#	Player	Total		3-Ptr	Rebounds			PF	TP	A TO Blk			Stl	Min	
		FG-FGA	FG-FGA	FT-FTA	Off	Def	Total			A	TO	Blk			
00	LaLonde,Rachel	*	5-8	2-5	0-0	0	4	4	2	12	2	4	3	1	30
02	Lindenfeld,Tina	*	2-6	2-4	0-0	0	3	3	0	6	1	1	1	0	28
05	Montelbano,Danielle	*	0-1	0-0	0-0	0	1	1	1	0	1	4	1	0	17
14	Wilson,Makaila	*	6-17	4-11	2-2	3	2	5	2	18	2	0	1	1	34
30	Johnson,Taiye	*	1-2	0-0	2-5	0	3	3	3	4	0	1	0	0	24
01	Marshall,Destinee		2-5	1-3	0-0	0	0	0	2	5	3	1	0	0	15
03	Williams,Ariel		1-5	0-1	2-2	1	1	2	0	4	2	3	0	0	10
12	McClean,Bryonna		0-6	0-2	1-2	5	2	7	4	1	0	1	0	0	17
22	Tudor,Ashley		3-3	1-1	1-2	0	3	3	5	8	1	3	0	0	15
24	Morgan,Kyanna		0-1	0-1	0-0	0	3	3	0	0	1	1	0	0	10
Team						3	6	9							
Totals			20-54	10-28	8-13	12	28	40	19	58	13	19	6	2	200
1st - FG %:		6-12	50.0%	2nd: 4-12	33.3%	3rd: 7-14	50.0%	4th: 3-16	18.8%	Game: 20-54	37.0%	Deadball			
3FG %:		4-7	57.1%	1-5	20.0%	3-7	42.9%	2-9	22.2%	10-28	35.7%	Rebounds			
FT %:		0-0	0.0%	5-6	83.3%	0-1	0.0%	3-6	50.0%	8-13	61.5%	2			

Marshall 69 • 1-0

#	Player	Total			3-Ptr	Rebounds			PF	TP	A TO Blk			Stl	Min
		FG-FGA	FG-FGA	FT-FTA		Off	Def	Total			A	TO	Blk		
00	Kia Sivils	* 1-3	0-1	0-2	2	1	3	1	2	3	1	1	1	31	
02	Kristen Mayo	* 1-8	0-3	5-6	0	6	6	2	7	3	1	0	3	29	
03	CC Mays	* 2-8	0-2	0-2	3	2	5	2	4	2	0	0	1	26	
04	Savannah Wheeler	* 7-16	3-9	8-12	0	3	3	0	25	1	1	1	2	27	
34	Lorelei Roper	* 4-6	0-0	1-2	4	4	8	3	9	0	1	0	2	25	
11	Ksenija Mitric	3-10	2-6	0-0	0	2	2	1	8	3	0	0	0	22	
21	Sarah Liberatore	0-1	0-1	0-0	0	0	0	0	0	0	1	0	0	5	
23	Alexis Johnson	6-11	0-2	0-2	5	4	9	1	12	1	0	0	1	21	
25	Mahogany Matthews	1-2	0-0	0-0	2	0	2	4	2	0	3	2	0	14	
Team					1	3	4				1				
Totals		25-65	5-24	14-26	17	25	42	14	69	13	9	4	10	200	
1st - FG %:		7-23	30.4%	2nd: 7-15	46.7%	3rd: 6-15	40.0%	4th: 5-12	41.7%	Game: 25-65	38.5%	Deadball			
3FG %:		1-9	11.1%	2-6	33.3%	1-6	16.7%	1-3	33.3%	5-24	20.8%	Rebounds			
FT %:		0-0	0.0%	3-6	50.0%	2-6	33.3%	9-14	64.3%	14-26	53.8%	7			

Officials: Troy Winders, Marla Gearhart, Royce Blevins
 Technical fouls: Radford-None. Marshall-None.
 Attendance: 412

Score by periods	1st	2nd	3rd	4th	Total
Radford	16	14	17	11	58
Marshall	15	19	15	20	69

Official Basketball Box Score -- Game Totals -- Final Statistics
Marshall vs Kentucky
 12/09/20 12:00 am at Lexington, KY

Marshall 45 • 1-1,0-0 C-USA

#	Player	Total			3-Ptr	Rebounds					PF	TP	A TO Blk				Stl	Min
		FG-FTA	FG-FGA	FT-FTA	Off	Def	Tot	PF	TP	A			TO	Blk				
34	Lorelei Roper	f	2-3	0-0	0-0	0	2	2	0	4	1	0	0	0	25			
00	Kia Sivils	g	0-4	0-1	0-0	0	1	1	2	0	3	0	0	0	27			
02	Kristen Mayo	g	1-7	0-4	1-2	0	3	3	2	3	1	3	0	2	31			
03	CC Mays	g	1-4	1-3	3-4	0	1	1	5	6	1	1	0	0	19			
04	Savannah Wheeler	g	2-10	0-5	5-6	1	2	3	0	9	1	1	0	1	28			
11	Ksenija Mitric		0-4	0-4	0-0	0	2	2	0	0	3	3	0	0	17			
21	Sarah Liberatore		0-0	0-0	0-0	0	0	0	1	0	0	1	0	0	2			
23	Alexis Johnson		6-9	2-2	2-4	2	2	4	3	16	0	1	0	3	25			
25	Mahogany Matthews		1-3	0-0	3-4	1	1	2	2	5	0	1	0	0	15			
32	Paige Shy		1-2	0-1	0-0	1	0	1	2	2	0	2	0	0	11			
Team						3	4	7			1							
Totals			14-46	3-20	14-20	8	18	26	17	45	7	17	0	6	200			
1st - FG %:		3-11	27.3%	2nd: 7-11	63.6%	3rd: 3-12	25.0%	4th: 1-12	8.3%	Game: 14-46	30.4%	Deadball						
3FG %:		0-2	0.0%	2-5	40.0%	0-5	0.0%	1-8	12.5%	9-20	45.0%	Rebounds						
FT %:		1-2	50.0%	3-4	75.0%	4-6	66.7%	6-8	75.0%	14-20	70.0%	2						

Kentucky 79 • 5-0,0-0 SEC

#	Player	Total		3-Ptr		Rebounds			PF	TP	A TO Blk			Stl	Min
		FG-FTA	FG-FGA	FT-FTA	Off	Def	Tot	A			TO	Blk			
44	Dre'Una Edwards	f 6-7	1-1	0-0	2	6	8	3	13	5	2	0	0	21	
00	Olivia Owens	c 4-6	0-0	2-2	1	4	5	1	10	1	2	0	0	21	
05	Blair Green	g 8-13	1-4	0-0	0	1	1	0	17	1	0	0	2	25	
10	Rhynne Howard	g 5-11	3-7	0-0	2	3	5	2	13	5	1	1	1	31	
15	Chasity Patterson	g 1-5	0-3	2-2	0	2	2	2	4	1	1	0	1	20	
01	Robyn Benton	3-5	1-3	1-1	0	2	2	1	8	3	3	0	0	17	
12	Treasure Hunt	1-5	0-2	0-1	1	2	3	1	2	2	1	0	1	16	
14	Tatiana Wyatt	1-4	0-1	0-0	1	1	2	1	2	0	0	0	1	11	
20	Erin Toller	1-1	0-0	1-2	0	1	1	1	3	0	1	0	0	5	
21	Nyah Leveretter	2-3	0-0	0-2	4	4	8	3	4	0	0	0	0	23	
23	Kameron Roach	1-1	1-1	0-0	0	1	1	1	3	2	0	0	0	10	
Team					1	1	2			2	1			200	
Totals		33-61	7-22	6-10	12	28	40	16	79	20	12	1	6	200	
1st - FG %:		8-15	53.3%	2nd: 9-16	56.3%	3rd: 9-15	60.0%	4th: 7-15	46.7%	Game: 33-61		54.1%	Deadball		
3FG %:		4-7	57.1%	0-3	0.0%	2-6	33.3%	1-6	16.7%	7-22		31.8%	Rebounds		
FT %:		2-2	100.0%	1-1	100.0%	2-2	100.0%	1-5	20.0%	6-10		60.0%	2		

Officials: Dee Kantner, Cameron Inouye, Beverly Roberts
 Technical fouls: Marshall-None. Kentucky-None.
 Attendance: 1200
 2020-21 Women's Basketball. Round: 0. Kentucky vs Marshall. Played at Memorial

Score by periods	1st	2nd	3rd	4th	Total
Marshall	7	19	10	9	45
Kentucky	22	19	22	16	79

Marshall started the regular season with a win for the second year-in-a-row, 68-59 over visiting Radford. Sophomore Savannah Wheeler tied her career-high with 25 points to lead all scorers. Fellow sophomore Alexis Johnson had a career-day with 12 points and nine boards, just one rebound shy of her first career double-double. The Herd began the game sluggishly trailing by as much as seven with 3:36 to go in the first quarter. However, Marshall went on a tear beginning with Wheeler scoring five-straight points and the team going on an 11-5 run to end the period and trailed by one, 16-15. The Herd took the lead in the second and went in at the half leading 34-30. Wheeler had 10 first half points and Johnson had eight. The third quarter was a back-and-forth battle with three ties and two lead changes. Senior Kristen Mayo scored with three seconds left and Marshall led by two, 49-47, entering the fourth. Radford took a quick lead at the beginning of the fourth. However, the Herd tied the game at 55-55 with 5:48 remaining, then regained the lead on a layup from junior Lorelei Roper. Marshall held the lead for the remainder of the contest. Wheeler scored eight in the final frame with six coming from the free throw line. Redshirt sophomore Mahogany Matthews blocked the last shot of the day, her second rejection of the contest, in her first action since March 6, 2019.

In the first road game of the season, the Herd traveled to No. 9 Kentucky. Marshall struggled against the size and pressure from the Wildcats, falling 79-45. Kentucky began the game with a 13-0 run and led 22-9 after the first. The Herd came out with some fire in the second, and had outscored UK for most of the frame. Marshall pulled the deficit within eight at 1:13 to go after a steal and then a long jumper from Savannah Wheeler. The Wildcats called timeout and ended the quarter on a 7-0 run. Kentucky dominated throughout the second half. Alexis Johnson had a great game coming off the bench with career-highs in points (16), minutes (25) and steals (3). Johnson shot 6-of-9 from the field including going 2-for-2 from three. Wheeler was second with nine points and was 5-of-6 from the line.

2020-21 TRENDS

Home	1-0
Away	0-1
Neutral	0-0
Leading at half	1-0
Trailing at half	0-1
Tied at half	0-0
Overtime game	0-0
C-USA Home Game	0-0
C-USA Road Game	0-0
C-USA Tournament	0-0
Non- C-USA Home Game	1-0
Non- C-USA Road Game	0-1
Non- C-USA Neutral Game	0-0
vs. Ranked Opponents	0-1
vs. Unranked Opponents	1-0
Leading-5 min. left	1-0
Trailing-5 min. left	0-1
Score tied-5 min. left	0-0
Herd outrebounds opp.	1-0
Herd outrebounded by opp.	0-1
Team rebounds are even	0-0
Herd scores more points in paint	1-0
Opp. scores more points in paint	0-1
Points in paint is even	0-0
Herd shoots 50% from floor	0-0
Herd shoots <50% from floor	1-1
Opp. shoots 50% from floor	0-1
Opp. shoots <50% from floor	1-0
Herd makes more FTs	1-1
Opp. makes more FTs	0-0
FTs are even	0-0
Herd has more TOs	0-1
Opp. has more TOs	1-0
TOs are even	0-0
Herd scores 60 points or less	0-1
Herd scores 61-69 points	1-0
Herd scores 70-79 points	0-0
Herd scores 80-89 points	0-0
Herd scores 90 points or more	0-0
Opp. scores 60 points or less	1-0
Opp. scores 61-69 points	0-0
Opp. scores 70-79 points	0-1
Opp. scores 80-89 points	0-0
Opp. scores 90 points or more	0-0
Two or less score 10+	1-1
Three or more score 10+	0-0
On Monday	0-0
On Tuesday	0-0
On Wednesday	0-1
On Thursday	0-0
On Friday	0-0
On Saturday	0-0
On Sunday	1-0
In November	0-0
In December	1-1
In January	0-0
In February	0-0
In March	0-0
Game decided by 5 pts or less	0-0
Game decided by 6-10 pts	1-0
Game decided by 11-20 pts	0-0
Game decided by 21 pts or more	0-1

THE LAST TIME...

Scored 100 Points.....	vs. Kentucky Christian, 12/18/17 (W, 111-38)
Allowed 100 Points.....	Morehead State, 11/13/15 (W, 104-101)
Scored 41-50 Points.....	45 at #9 Kentucky, 12/9/20 (L, 79-45)
.....	Previously, 50 at Florida Atlantic, 3/7/20 (L, 68-50)
Scored 40 or Fewer Points	39 at No. 22 Kentucky, 11/26/17 (L, 69-39)
Allowed 40 or Fewer Points	40, Kentucky Christian, 11/5/19 (W, 89-40)
Scored 50 Points in a Half.....	53, 2nd Half at FIU, 1/9/19 (W, 86-58)
Allowed 50 Points in a Half	56, 1st Half Bowling Green, 11/13/18 (L, 99-76)
Scored 20 or Fewer Points in a Half	19, 2nd Half at #9 Kentucky, 12/9/20 (L, 79-45)
.....	Previously, 17, 1st Half at Louisiana Tech, 2/8/20 (L, 60-50)
Allowed 16-20 Points in a Half.....	20, 1st Half FIU, 3/5/20 (W, 59-57 OT)
Allowed 15 or Fewer Points in a Half.....	14, 1st Half Alderson Broaddus, 11/27/19 (W, 85-41)
Scored 30+ Points in Quarter.....	31, 3rd Q at FIU, 1/19/19 (W, 86-58)
Allowed 30+ Points in Quarter	30, 4th Q Appalachian State, 3/25/19 (L, 83-71)
Scored 10 or Fewer Points in Quarter.....	7 1st Q & 9 4th Q at #9 Kentucky, 12/9/20 (L, 79-45)
.....	Previously, 10, 3rd Q vs. Southern Miss, 3/11/20 (W, 71-67 OT)
Allowed 10 or Fewer Points in Quarter.....	9, 1st Q FIU, 3/5/20 (W, 59-57 OT)
Made 40+ Field Goals	46 vs. Kentucky Christian, 12/18/17 (W, 111-38)
Allowed 40+ Field Goals	41, Charlotte, 1/7/17 (L, 93-77)
Shot 60% From the Field.....	62.5% (55-88) vs. Maine Fort Kent, 12/20/16 (W, 136-62)
Allowed 60% From the Field	68.7% (32-of-47) Rice, 2/9/19 (L, 79-67)
Shot 85-89% From the Foul Line*.....	86.7% (11-of-13) vs. LA Tech, 1/24/19 (W, 90-88 3OT)
Shot 90-99% From the Foul Line*.....	91.7% (11-of-12) vs. UTEP, 2/15/20 (W, 76-66)
Shot 100% From the Foul Line *.....	17-of-17 vs. UTSA, 2/13/20 (W, 66-53)
Opponent Shot <20% From Field.....	19.3%, vs. Bluefield College, 12/11/16 (W, 77-35)
Made 10-14 3-Pointers	10, vs. North Texas, 2/29/20 (L, 77-69)
Made 15+ 3-Pointers.....	\$18 vs. FIU, 3/7/19 (W, 87-42)
Shot 50% From Three.....	16-of-32 (50%) vs. Coppin State, 12/1/18 (W, 88-67)
Allowed 10+ 3-Pointers.....	10, Radford, 12/6/20 (W, 68-59)
.....	Previously, 10 Florida Atlantic, 3/7/20 (L, 68-50)
Did Not Make a 3-Point FG.....	vs. George Washington (303 games), 12/2/10 (W, 64-61 2OT)
Did Not Attempt a 3-Point FG.....	vs. Wright State (423 games), 12/19/06 (W, 62-54)
Played an Overtime Game	vs. Southern Miss (C-USA Tourn.), 3/11/20 (W, 71-67 OT)
Won an Overtime Game	vs. Southern Miss (C-USA Tourn.), 3/11/20 (W, 71-67 OT)
Played a Ranked Team	at #9 Kentucky, 12/9/20 (L, 79-45)
.....	Previously at #22 Kentucky, 11/26/17 (L, 69-39)
Had 40-49 Rebounds	42 vs. Radford, 12/6/20 (W, 68-59)
.....	Previously, 42 at Florida Atlantic, 3/7/20 (L, 68-50)
Had 50-59 Rebounds	56 vs. Alderson Broaddus, 11/27/19 (W, 85-41)
Had 60+ Rebounds.....	63 vs. Evansville, 11/29/18 (W, 72-65 OT)
Had Fewer than 30 Rebounds	26 at #9 Kentucky, 12/9/20 (L, 79-45)
.....	Previously, 23 vs. Southern Miss (C-USA Tourn.), 3/11/20 (W, 71-67 OT)
Allowed 50 Rebounds.....	53, Old Dominion, 2/22/20 (L, 64-54)
Allowed Fewer Than 25 Rebounds.....	17, Kentucky Christian, 12/18/17 (W, 111-38)
Had 20 Assists.....	21 vs. LA Tech, 1/24/19 (W, 90-88 3OT)
Had 10 or Fewer Turnovers.....	9 vs. Radford, 12/6/20 (W, 68-59)
.....	Previously, 7 vs. Old Dominion, 2/22/20 (L, 64-54)
Had 25 or More Turnovers.....	27 at Clemson, 12/18/18 (L, 68-54)
Forced 25 or More Turnovers	26 vs. Southern Miss (C-USA Tourn.), 3/11/20 (W, 71-67 OT)
Had 5-9 Blocks	5 vs. UTEP, 2/15/20 (W, 76-66)
Had 10+ Blocks.....	10 vs. Alderson Broaddus, 11/27/19 (W, 85-41)
Had 0 Blocks.....	at #9 Kentucky (broke string of 37-straight games), 12/9/20 (L, 75-49)
.....	Previously, at Middle Tennessee, 2/16/19 (W, 59-53)
Had 15-20 Steals	15 vs. Southern Miss (C-USA Tourn.), 3/11/20 (W, 71-67 OT)
Had 20 or more Steals.....	24 vs. Kentucky Christian, 11/5/19 (W, 89-40)
Had Six or More Players in Double Figures	vs. Maine Fort Kent, 12/20/16 (W, 136-62)
.....	Shayna Gore - 25, Khadaijia Brooks - 22, Talequia Hamilton - 22,
.....	Ashley Saintigene - 18, McKenzie Akers - 14, Asheika Alexander - 13
Had Five Players in Double Figures	at Appalachian State, 3/25/19 (L, 83-71)
.....	Shayna Gore - 17, Khadaijia Brooks - 15, Taylor Porter - 13, Taylor Pearson - 11, Kristen Mayo - 10
Had Four Players in Double Figures.....	vs. UTEP, 2/15/20 (W, 76-66)
.....	Kristen Mayo - 17, Savannah Wheeler - 16, Taylor Pearson - 14, Khadaijia Brooks - 12
Had Two Score 20+ Points.....	vs. Florida Atlantic, 2/1/20 (W, 85-75)
.....	Savannah Wheeler - 25, Kristen Mayo - 20
Had No Players in Double Figures.....	at Middle Tennessee (192 games), 2/19/14 (L, 75-36)

THE LAST TIME CONTINUED...

Had Two or More Players with a Double-Double.....	vs. Evansville, 11/28/18 (W, 72-65 OT)
.....	Khadaijia Brooks (19pts & 13rebs) & Taylor Pearson (12 rebs & 10pts)
Had Two Players with 10+ Rebs	vs. Ohio, (L, 54-52)
.....	Asheika Alexander-14, Talequia Hamilton-10
Had Three or More Players with 10+ Rebs.....	vs. Evansville, 11/29/18 (W, 72-65 OT)
.....	Khadaijia Brooks - 13, Taylor Pearson - 12, Ashley Saintigene - 11
No opposing players scored in double figures.....	vs. Bluefield State, 11/20/18 (W, 82-29)
Opposing starting five all in double figures	vs. Bowling Green, 12/7/19 (L, 82-69)
Allowed 40+ Bench Points.....	40, Florida Atlantic, 1/5/18 (L, 79-59)

* Minimum of 5 free throws for free throw percentages

\$ - School Record

In *Italics and Green* if occurred in 2020-21

A MARSHALL PLAYER...

Scored 20-29 Points.....	<i>Savannah Wheeler (25) vs. Radford, 12/6/20 (W, 68-59)</i>
.....	<i>Previously, Kristen Mayo (22) vs. Southern Miss (C-USA Tour.), 3/11/20 (W, 71-67 OT)</i>
Scored 30-39 Points.....	Taylor Porter (30) vs. FIU, 3/7/19 (W, 87-42)
Scored 40+ Points	Kristina Behnfeldt (40) vs. Ohio, 2/10/99 (L, 74-72)
Had 15-19 Rebounds	Ashley Saintigene (16) vs. Longwood, 11/10/17 (W, 90-45)
Had 20+ Rebounds	Catie Knable (21) vs. Bowling Green, 2/16/02 (W, 56-43)
Had 10 Assists.....	Norrisha Victrum (11) at Morehead State, 11/13/15 (W, 104-101)
Had 5-9 Blocks.....	Ashley Saintigene 2x in 2019-20 last - (5) vs. Alderson Broaddus, 11/27/19 (W, 85-41)
Had 10 Blocks.....	Sharon Deal (12) vs. Youngstown St, 3/4/89 (W, 63-59)
Had 5-9 Steals	Kia Sivils (5) vs. UTEP, 2/15/20 (W, 76-66)
Had 10 Steals.....	Stephanie Wine (14) vs. Western Carolina, 1/23/95 (W, 72-69)
Had a Double-Double.....	Khadaijia Brooks (15 pts, 11 rebs) vs. Bowling Green, 12/7/19 (L, 82-69)
Made 6-7 3-pointers.....	Taylor Pearson (6-of-9) at Southern Miss, 2/6/20 (W, 80-65)
Made 8+ 3-pointers	\$Taylor Porter (10) vs. FIU, 3/7/19 (W, 87-42)

AN OPPOSING PLAYER...

Scored 20-29 Points.....	N'Yah Boyd (24) of North Texas, 2/29/20 (L, 77-69)
Scored 30-39 Points.....	Kierra Anthony (34) of LA Tech, 1/24/19 (W, 90-88 3OT)
Scored 40+ Points	Jennie Simms (43) of ODU, 1/1/17 (L, 73-69)
Had 15-19 Rebounds	Crystal Primm (18) of Florida Atlantic, 3/7/20 (L, 68-50)
Had 20+ Rebounds	Bayley Plummer (21) of Appalachian State, 3/25/19 (L, 83-71)
Had 10 Assists.....	Anastasia Hayes (10) of Middle Tennessee, 1/9/20 (L, 75-55)
Had 5 Blocks.....	Ryan Holder (5) of Towson, 12/21/19 (L, 59-56)
Had 5 Steals	Cierra Hooks (6) of Ohio, 11/13/19 (L, 67-51)
Had a Double-Double.....	Kadie Hempfling (12 rebs & 11 pts) of Bowling Green, 12/7/19 (L, 82-69)
Had Two Players with a Double-Double	Southern Miss, 3/11/20 (W, 71-67 OT)
.....	Respect Leaphart (17 pts & 11 rebs) & Kelsey Jones (14 pts & 11 rebs)
Had a Triple-Double	Anastasia Hayes (17pts-11rebs-10ast.) of Middle Tennessee, 1/9/20 (L, 75-55)
Made 6-7 3-pointers.....	Ieva Spigule (6-of-10) of FIU, 1/30/20 (L, 68-65)
Made 8+ 3-pointers	Morgan McMillen (8-of-11) Bowling Green, 11/13/18 (L, 99-76)



MARSHALL STARTING FIVE

Opponents						Score
vs. Morgan State		CANCELED				
vs. Radford	Sivils	Mayo	Mays	Wheeler	Roper	W, 68-59
at #9 Kentucky	Sivils	Mayo	Mays	Wheeler	Roper	L, 75-49
at St. Bonaventure		CANCELED				
vs. Morehead State		CANCELED				
vs. Louisiana Tech						
vs. Louisiana Tech						
at Charlotte						
at Charlotte						
vs. WKU						
at WKU						
vs. FIU						
vs. FIU						
at Florida Atlantic						
at Florida Atlantic						
vs. Old Dominion						
vs. Old Dominion						
at Middle Tennessee						
at Middle Tennessee						
vs. Rice						
vs. Rice						
at North Texas						
at North Texas						

Record with starting groups:

Sivils, Mayo, Mays, Wheeler & Roper: 1-1

MARSHALL'S LARGEST IN 2020-21

Lead	11 vs. Radford
Deficit	34 at #9 Kentucky
Margin of Victory	9 vs. Radford
Margin of Defeat	34 at #9 Kentucky
Halftime Lead	4 vs. Radford
Halftime Deficit	15 at #9 Kentucky
Deficit in Win	7 vs. Radford
Lead in Loss	
Halftime Deficit in Win	
Halftime Lead in Loss	

DOUBLE-DOUBLES IN 2020-21

LED (TIED) THE TEAM IN...

	Pts.	Rebs.	Asts.	Blks.	Stls.
0 Sivils	-	-	1	-	-
1 McLean	-	-	-	-	-
2 Mayo	-	-	1	-	1
3 Mays	-	-	-	-	-
4 Wheeler	1	-	-	-	-
11 Mitric	-	-	2	-	-
20 Pearson	-	-	-	-	-
21 Liberatore	-	-	-	-	-
23 Johnson	1	2	-	-	1
24 Colclough	-	-	-	-	-
25 Matthews	-	-	-	1	-
32 Shy	-	-	-	-	-
34 Roper	-	-	-	-	-



HEAD COACH TONY KEMPER

First season • @CoachTonyKemper
Career Record: 40-53



Fort Hays State '01

Tony Kemper enters his fourth season as the head coach of the Marshall women's basketball team after being elevated to the position in March of 2017. Kemper had previously been an assistant coach with the women's program for five seasons before taking over.

Kemper led the Herd through a great improvement in his second season. He has brought some added excitement to the program as the attendance average for Marshall rose from 641 in 2016-17 to 1,153 in 2018-19. Kemper's 2019 recruiting class also ranked in the top 60 nationally.

After going 9-20 overall and 3-13 in C-USA in 2017-18, Marshall was predicted to finish 13th in the Conference USA 2018-19 preseason polls. Instead, the Herd rolled out an 8-win improvement overall and 7-wins better in conference play finishing 17-15 and 10-6 in C-USA, securing the No. 6 seed in the tournament. The 10 conference victories were the most C-USA wins for Marshall in program history. Following the conference tournament, the Herd earned a berth in the WBI, just the fourth postseason trip in program history. Marshall won its first round game 67-64 at Davidson before falling in the second round.

Following the 2019-20 season, Kemper increased his overall record to 39-52.

During the 2018-19 season, Marshall was fifth in the conference in points per game (67.3) and led the league in 3-point field goals made per game in conference action (8.9). The Herd also saw an increase in defensive production as Marshall was ranked 13th in C-USA in field goal percentage allowed in 2017-18 but jumped up to fifth in 2018-19. The Herd saw senior Taylor Porter honored twice as a Conference USA Player of the Week including once after breaking the Marshall single-game record draining 10 3-pointers in the senior day win over FIU.

Senior Shayna Gore was named First Team All-Conference USA. Gore was previously honored as Second Team All-Conference USA in 2017-18. The senior guard capped off her prestigious career under the guide of Kemper as just the third player in program history to score over 2,000 points (2,081). Her name can be found all throughout the record book including the program's all-time leader in 3-point field goals made with 303, more than twice the previous record of 146.

The Herd reached some other milestones in 2018-19 including earning a three-overtime victory at home against Louisiana Tech (Jan. 24). It was one of three overtime victories in 2018-19 after going 131 games – second-longest active streak in the NCAA at the time – without even playing an overtime contest. Marshall also earned its first win over Charlotte in the last 10 meetings (Jan. 5) and the team's first ever win over Middle Tennessee (Feb. 16) as Marshall was previously 0-8 against the Blue Raiders.

Kemper's teams have had major success in the classroom as well with seven college graduates over the last two years. The team's overall grade point average in 2017-18 was 3.23 and climbed up to 3.28 in 2018-19. His players have been honored 18 times on the Conference USA Commissioner's Honor Roll (cumulative GPA of 3.0 or better) and 11-time recipients of the C-USA Academic Medal for maintaining a GPA of 3.75 or higher.

During his first five seasons at Marshall as an assistant coach, Kemper has assisted in rebuilding a program that progressively increased its win total over the first four seasons - from 9 to 11

to 17 to 21 wins in the 2015-16 season. That 2015-16 win total was the most for Thundering Herd Women's Basketball in 29 seasons and, for the first time in school history, yielded a first-team All-Conference USA student-athlete for Marshall in Leah Scott.

He helped lead Marshall to two of only three postseason berths in the program's NCAA history, including its first postseason win in 2014-15 (WBI) and WNIT berth in 2015-16.

Kemper has also been heavily involved in the Thundering Herd's recruiting and academic success, helping sign the 34th-ranked class in 2017 and its group in 2015, which came in 52nd.

In the classroom, the program has placed 28 members on the Conference USA Commissioner's Honor Roll (3.0 cumulative GPA or better) and three more were given the Commissioner's Academic Medal (3.75).

Kemper came to Marshall from Central Arkansas, where he coached with now-former Marshall head coach Matt Daniel for three seasons. At UCA, Kemper helped the Sugar Bears to their first Division I conference title and three seasons of at least 21 wins. His tutelage of inside players helped gain two Southland Player of the Year honors and a Defensive Player of the Year.

Before joining the women's staff, Kemper served as an assistant coach for the Central Arkansas men's basketball program for four years.

Two professional players emerged from UCA during those seasons -- the leading scorer in Portugal's Proliga pro league in 2011, Nate Bowie, and professional center Durrell Nevels.

Prior to UCA, Kemper was an assistant coach at Hutchinson (Kansas) Community College - one of the nation's most successful junior college programs.

At Hutchinson, he oversaw day-to-day operations and directed the Blue Dragons' strength and conditioning efforts while also serving as a mathematics and physical education instructor.

The Logan, Kansas, native also held the head coaching spot at Quivira Heights High School in Bushton in 2003-04, guiding QHHS to a No. 1 seed to the regional tournament.

His coaching career began in 2002-03 as an assistant at Hill City (Kansas) High School. Kemper received a bachelor's degree in finance from Fort Hays State University in 2001 and a BBA in Business Education in 2003. He also earned a master's degree in organizational leadership from Fort Hays in 2008.

Kemper and his wife Sandra, a professor at Marshall in the Communications Disorders Department, live in Huntington with sons Brayden and Landry and daughter Jolie.





0 Kia Sivils

5-7 | G | Louisville, Ky.
Sacred Heart HS

Opponent	Date	gs	min	Total		3-Pointers		Free throws		Rebounds											
				fg-fga	pct	3fg-fga	pct	ft-fa	pct	off	def	tot	avg	pf	a	t/o	blk	stl	pts	avg	
RADFORD	12/6/20	*	31	1-3	.333	0-1	.000	0-2	.000	2	1	3	3.0	1	3	1	1	1	2	2.0	
at Kentucky	12/09/20	*	27	0-4	.000	0-1	.000	0-0	.000	0	1	1	2.0	2	0	3	0	0	0	1.0	
Totals			2	58	1-7	.143	0-2	.000	0-2	.000	2	2	4	2.0	3	3	4	1	1	2	1.0

Games played: 2
Minutes/game: 29.0
Points/game: 1.0
FG Pct: 14.3
3FG Pct: 0.0
FT Pct: 0.0

Rebounds/game: 2.0
Assists/game: 1.5
Turnovers/game: 2.0
Assist/turnover ratio: 0.8
Steals/game: 0.5
Blocks/game: 0.5

CAREER HIGHS

POINTS

S:.....2 vs. Radford, 12/6/20
C: 16 (2x) last vs. ODU, 2/22/20

FIELD GOALS

S:.....1 vs. Radford, 12/6/20
C:7 at North Texas, 1/4/20

FGA

S:..... 4 at #9 Kentucky, 12/9/20
C: 8 at Bowling Green, 11/13/18

3-POINTERS

S:.....
C:3 vs. ODU, 2/22/20

3PTA

S:1 (2x) last at #9 Kentucky, 12/9/20
C: 3 (2x) last vs. ODU, 2/22/20

FREE THROWS

S:.....
C: 3 at Wisconsin, 12/4/18

FTA

S:.....2 vs. Radford, 12/6/20
C:4 (4x) last at Rutgers, 12/15/19

REBOUNDS

S:.....3 vs. Radford, 12/6/20
C: 8 vs. Charlotte, 1/5/19

ASSISTS

S:.....3 vs. Radford, 12/6/20
C: 5 (2x) last at USM, 2/6/20

BLOCKS

S:.....1 vs. Radford, 12/6/20
C: 2 (2x) last vs. UAB, 1/11/20

STEALS

S:.....1 vs. Radford, 12/6/20
C:5 (2x) last vs. UTEP, 2/15/20

MINUTES

S:.....31 vs. Radford, 12/6/20
C:32 vs. Evansville, 11/29/18

Career Superlatives

	Sea.	Car.
10+ Pts:	0	3
20+ Pts:	0	0
5+ Rebs:	0	7
10+ Rebs:	0	0
5+ Asts:	0	2
2+ Blks:	0	2
2+ Stls:	0	15
Double-Double:	0	0



CAREER STATISTICS

			Total		3-Point		F-Throws		Rebounds											Scoring	
Season	gp-gs	min/avg	fg-fga	pct	fg-fga	pct	ft-fa	pct	off	def	tot	avg	pf	fo	ast	to	blk	stl	pts	avg	
2018-19	32-0	653/20.4	43-111	.387	6-23	.261	15-31	.484	54	45	99	3.1	54	0	37	33	7	28	107	3.3	
2019-20	28-6	635/22.7	41-94	.436	6-20	.300	15-33	.455	32	34	66	2.4	61	0	34	19	9	29	103	3.7	
2020-21	2-2	58/29.0	1-7	.143	0-2	.000	0-2	.000	2	2	4	2.0	3	0	3	4	1	1	2	1.0	
TOTAL	62-8	1346/21.7	85-212	.401	12-45	.267	30-66	.455	88	81	169	2.7	118	0	74	56	17	58	212	3.4	



1 Christiana McLean

5-6 | G | Wake Forest, N.C
Heritage HS

CAREER HIGHS

POINTS

S:.....
C:

FIELD GOALS

S:.....
C:

FGA

S:.....
C:

3-POINTERS

S:.....
C:

3PTA

S:.....
C:

FREE THROWS

S:.....
C:

FTA

S:.....
C:

REBOUNDS

S:.....
C:

ASSISTS

S:.....
C:

BLOCKS

S:.....
C:

STEALS

S:.....
C:

MINUTES

S:.....
C:

Redshirted the 2019-20 season.

Career Superlatives

	Sea.	Car.
10+ Pts:	0	0
20+ Pts:	0	0
5+ Rebs:	0	0
10+ Rebs:	0	0
5+ Asts:	0	0
2+ Blks:	0	0
2+ Stls:	0	0
Double-Double:	0	0



CAREER STATISTICS



2 Kristen Mayo

5-5 | G | Grayson, Ky.
East Carter HS

Opponent	Date	qs	min	Total		3-Pointers		Free throws		Rebounds											
				fg-fga	pct	3fg-fga	pct	ft-fga	pct	off	def	tot	avg	pf	a	t/o	blk	stl	pts	avg	
RADFORD	12/6/20	*	29	1-8	.125	0-3	.000	5-6	.833	0	6	6	6.0	2	3	1	0	3	7	7.0	
at Kentucky	12/09/20	*	31	1-7	.143	0-4	.000	1-2	.500	0	3	3	4.5	2	1	3	0	2	3	5.0	
Totals			2	60	2-15	.133	0-7	.000	6-8	.750	0	9	9	4.5	4	4	4	0	5	10	5.0

Games played: 2
Minutes/game: 30.0
Points/game: 5.0
FG Pct: 13.3
3FG Pct: 0.0
FT Pct: 75.0

Rebounds/game: 4.5
Assists/game: 2.0
Turnovers/game: 2.0
Assist/turnover ratio: 1.0
Steals/game: 2.5

CAREER HIGHS

POINTS

S:.....7 vs. Radford, 12/6/20
C:22 vs. USM, 3/11/20

FIELD GOALS

S:1 (2x) last at #9 Kentucky, 12/9/20
C:8 (2x) last vs. BGSU, 12/7/19

FGA

S:.....8 vs. Radford, 12/6/20
C:14 (3x) last vs. USM, 3/11/20

3-POINTERS

S:.....
C:6 vs. Coppin State, 12/1/18

3PTA

S:.....4 at #9 Kentucky, 12/9/20
C:10 vs. Bowling Green, 12/7/19

FREE THROWS

S:.....5 vs. Radford, 12/6/20
C:7 at Charlotte, 1/16/20

FTA

S:.....6 vs. Radford, 12/6/20
C:9 (2x) last vs. USM, 3/11/20

REBOUNDS

S:.....6 vs. Radford, 12/6/20
C:8 at UTEP, 3/31/19

ASSISTS

S:.....3 vs. Radford, 12/6/20
C: .8 (2x) last vs. Tenn. St. 12/15/18

BLOCKS

S:.....
C:1 (6) last vs. WKU, 1/25/20

STEALS

S:.....3 vs. Radford, 12/6/20
C:5 vs. KCU, 11/5/19

MINUTES

S:.....31 at #9 Kentucky, 12/9/20
C:43 vs. LA Tech, 1/24/19

Career Superlatives

	Sea.	Car.
10+ Pts:	0	35
20+ Pts:	0	3
5+ Rebs:	1	16
10+ Rebs:	0	0
5+ Asts:	0	11
2+ Blks:	0	0
2+ Stls:	2	33
Double-Double:	0	0



CAREER STATISTICS

			Total		3-Point		F-Throws		Rebounds										Scoring	
Season	gp-gs	min/avg	fg-fga	pct	fg-fga	pct	ft-fga	pct	off	def	tot	avg	pf	fo	ast	to	blk	stl	pts	avg
2017-18	29-25	821/28.3	70-214	.327	34-94	.362	31-42	.738	7	67	74	2.6	57	0	85	75	2	31	205	7.1
2018-19	32-31	963/30.1	79-220	.359	40-132	.303	37-41	.902	6	91	97	3.0	53	1	96	71	2	41	235	7.3
2019-20	30-30	931/31.0	108-307	.352	46-160	.288	65-92	.707	13	78	91	3.0	54	1	64	49	2	38	327	10.9
2020-21	2-2	60/30.0	2-15	.133	0-7	.000	6-8	.750	0	9	9	4.5	4	0	4	4	0	5	10	5.0
TOTAL	93-88	2775/29.8	259-756	.343	120-393	.305	139-183	.760	26	245	271	2.9	168	2	249	199	6	115	777	8.4



3 CC Mays

5-8 | G | Tampa, Fla.
Seffner Christian Academy

Opponent	Date	gs	min	Total		3-Pointers		Free throws		Rebounds				pf	a	t/o	blk	stl	pts	avg	
				fg-fga	pct	3fg-fga	pct	ft-fa	pct	off	def	tot	avg								
RADFORD	12/6/20	*	26	2-8	.250	0-2	.000	0-2	.000	3	2	5	5.0	2	2	0	0	1	4	4.0	
at Kentucky	12/09/20	*	19	1-4	.250	1-3	.333	3-4	.750	0	1	1	3.0	5	1	1	0	0	6	5.0	
Totals			2	45	3-12	.250	1-5	.200	3-6	.500	3	3	6	3.0	7	3	1	0	1	10	5.0

Games played: 2
Minutes/game: 22.5
Points/game: 5.0
FG Pct: 25.0
3FG Pct: 20.0
FT Pct: 50.0

Rebounds/game: 3.0
Assists/game: 1.5
Turnovers/game: 0.5
Assist/turnover ratio: 3.0
Steals/game: 0.5

CAREER HIGHS

POINTS

S:..... 6 at #9 Kentucky, 12/9/20
C:Same

FIELD GOALS

S:.....2 vs. Radford, 12/6/20
C:Same

FGA

S:.....8 vs. Radford, 12/6/20
C:Same

3-POINTERS

S:..... 1 at #9 Kentucky, 12/9/20
C:Same

3PTA

S:..... 3 at #9 Kentucky, 12/9/20
C:Same

FREE THROWS

S:..... 3 at #9 Kentucky, 12/9/20
C:Same

FTA

S:..... 4 at #9 Kentucky, 12/9/20
C:Same

REBOUNDS

S:.....5 vs. Radford, 12/6/20
C:Same

ASSISTS

S:.....2 vs. Radford, 12/6/20
C:Same

BLOCKS

S:.....
C:

STEALS

S:.....1 vs. Radford, 12/6/20
C:Same

MINUTES

S:.....26 vs. Radford, 12/6/20
C:Same

Career Superlatives

	Sea.	Car.
10+ Pts:	0	0
20+ Pts:	0	0
5+ Rebs:	1	1
10+ Rebs:	0	0
5+ Asts:	0	0
2+ Blks:	0	0
2+ Stls:	0	0
Double-Double:	0	0



CAREER STATISTICS

			Total		3-Point		F-Throws		Rebounds											Scoring	
Season	gp-gs	min/avg	fg-fga	pct	fg-fga	pct	ft-fa	pct	off	def	tot	avg	pf	fo	ast	to	blk	stl	pts	avg	
2020-21	2-2	45/22.5	3-12	.250	1-5	.200	3-6	.500	3	3	6	3.0	7	1	3	1	0	1	10	5.0	
TOTAL	2-2	45/22.5	3-12	.250	1-5	.200	3-6	.500	3	3	6	3.0	7	1	3	1	0	1	10	5.0	



4 Savannah Wheeler

5-6 | G | Catlettsburg, Ky.
Boyd County HS

Opponent	Date	qs	min	Total		3-Pointers		Free throws		Rebounds				pf	a	t/o	blk	stl	pts	avg
				fg-fga	pct	3fg-fga	pct	ft-fita	pct	off	def	tot	avg							
RADFORD	12/6/20	*	27	7-16	.438	3-9	.333	8-12	.667	0	3	3	3.0	0	1	1	1	2	25	25.0
at Kentucky	12/09/20	*	28	2-10	.200	0-5	.000	5-6	.833	1	2	3	3.0	0	1	1	0	1	9	17.0
Totals			2	55	9-26	.346	3-14	.214	13-18	.722	1	5	6	3.0	0	2	2	1	34	17.0

Games played: 2
Minutes/game: 27.5
Points/game: 17.0
FG Pct: 34.6
3FG Pct: 21.4
FT Pct: 72.2

Rebounds/game: 3.0
Assists/game: 1.0
Turnovers/game: 1.0
Assist/turnover ratio: 1.0
Steals/game: 1.5
Blocks/game: 0.5

CAREER HIGHS

POINTS

S:.....25 vs. Radford, 12/6/20
C: .25 (2x) last vs. Radford, 12/6/20

FIELD GOALS

S:.....7 vs. Radford, 12/6/20
C:9 vs. FAU, 2/1/20

FGA

S:.....16 vs. Radford, 12/6/20
C:16 vs. Radford, 12/6/20

3-POINTERS

S:.....3 vs. Radford, 12/6/20
C:5 vs. Norfolk State, 11/9/19

3PTA

S:.....9 vs. Radford, 12/6/20
C:9 vs. Radford, 12/6/20

FREE THROWS

S:.....8 vs. Radford, 12/6/20
C:13 vs. USM, 3/11/20

FTA

S:.....12 vs. Radford, 12/6/20
C:14 vs. USM, 3/11/20

REBOUNDS

S:3 (2x) last at #9 Kentucky, 12/9/20
C:6 (3x) last at ODU, 1/18/20

ASSISTS

S:1 (2x) last at #9 Kentucky, 12/9/20
C:7 vs. Bowling Green, 12/7/19

BLOCKS

S:.....1 vs. Radford, 12/6/20
C: ...1 (5x) last vs. Radford, 12/6/20

STEALS

S:.....2 vs. Radford, 12/6/20
C:5 at Evansville, 11/24/19

MINUTES

S:.....28 at #9 Kentucky, 12/9/20
C:39 vs. USM, 3/11/20

Career Superlatives

	Sea.	Car.
10+ Pts:	1	25
20+ Pts:	1	3
5+ Rebs:	0	7
10+ Rebs:	0	0
5+ Asts:	0	4
2+ Blks:	0	0
2+ Stls:	1	13
Double-Double:	0	0



CAREER STATISTICS

			Total		3-Point		F-Throws		Rebounds											Scoring	
Season	gp-gs	min/avg	fg-fga	pct	fg-fga	pct	ft-fita	pct	off	def	tot	avg	pf	fo	ast	to	blk	stl	pts	avg	
2019-20	30-17	873/29.1	113-290	.390	47-140	.336	130-155	.839	19	77	96	3.2	89	3	83	74	4	41	403	13.4	
2020-21	2-2	55/27.5	9-26	.346	3-14	.214	13-18	.722	1	5	6	3.0	0	0	2	2	1	3	34	17.0	
TOTAL	32-19	928/29.0	122-316	.386	50-154	.325	143-173	.827	20	82	102	3.2	89	3	85	76	5	44	437	13.7	

5 Samantha LaFon

6-0 | F | Chesapeake, Ohio
Ironton HS

CAREER HIGHS

POINTS

S:.....

C:

FIELD GOALS

S:.....

C:

FGA

S:.....

C:

3-POINTERS

S:.....

C:

3PTA

S:.....

C:

FREE THROWS

S:.....

C:

FTA

S:.....

C:

REBOUNDS

S:.....

C:

ASSISTS

S:.....

C:

BLOCKS

S:.....

C:

STEALS

S:.....

C:

MINUTES

S:.....

C:

Career Superlatives

	Sea.	Car.
10+ Pts:	0	0
20+ Pts:	0	0
5+ Rebs:	0	0
10+ Rebs:	0	0
5+ Asts:	0	0
2+ Blks:	0	0
2+ Stls:	0	0
Double-Double:	0	0

CAREER STATISTICS



11 Ksenija Mitric

5-8 | G | Banja Luka, Bosnia & Herzegovina | Celje Basketball Club

Opponent	Date	gs	min	Total		3-Pointers		Free throws		Rebounds				pf	a	t/o	blk	stl	pts	avg
				fg-fga	pct	3fg-fga	pct	ft-fa	pct	off	def	tot	avg							
RADFORD	12/6/20		22	3-10	.300	2-6	.333	0-0	.000	0	2	2	2.0	1	3	0	0	0	8	8.0
at Kentucky	12/09/20		17	0-4	.000	0-4	.000	0-0	.000	0	2	2	2.0	0	3	3	0	0	0	4.0
Totals		0	39	3-14	.214	2-10	.200	0-0	.000	0	4	4	2.0	1	6	3	0	0	8	4.0

Games played: 2
Minutes/game: 19.5
Points/game: 4.0
FG Pct: 21.4
3FG Pct: 20.0

Rebounds/game: 2.0
Assists/game: 3.0
Turnovers/game: 1.5
Assist/turnover ratio: 2.0

CAREER HIGHS

POINTS

S:.....8 vs. Radford, 12/6/20
C:Same

FIELD GOALS

S:.....3 vs. Radford, 12/6/20
C:Same

FGA

S:.....10 vs. Radford, 12/6/20
C:Same

3-POINTERS

S:.....2 vs. Radford, 12/6/20
C:Same

3PTA

S:.....6 vs. Radford, 12/6/20
C:Same

FREE THROWS

S:.....
C:

FTA

S:.....
C:

REBOUNDS

S:2 (2x) last at #9 Kentucky, 12/9/20
C:Same

ASSISTS

S:3 (2x) last at #9 Kentucky, 12/9/20
C:Same

BLOCKS

S:.....
C:

STEALS

S:.....
C:

MINUTES

S:.....22 vs. Radford, 12/6/20
C:Same

Career Superlatives

	Sea.	Car.
10+ Pts:	0	0
20+ Pts:	0	0
5+ Rebs:	0	0
10+ Rebs:	0	0
5+ Asts:	0	0
2+ Blks:	0	0
2+ Stls:	0	0
Double-Double:	0	0



CAREER STATISTICS

Season	gp-gs	min/avg	Total		3-Point		F-Throws		Rebounds				pf	fo	ast	to	blk	stl	Scoring	
			fg-fga	pct	fg-fga	pct	ft-fa	pct	off	def	tot	avg							pts	avg
2020-21	2-0	39/19.5	3-14	.214	2-10	.200	0-0	.000	0	4	4	2.0	1	0	6	3	0	0	8	4.0
TOTAL	2-0	39/19.5	3-14	.214	2-10	.200	0-0	.000	0	4	4	2.0	1	0	6	3	0	0	8	4.0



20 Taylor Pearson

5-7 | F | Columbus, Ohio
Northland HS

CAREER HIGHS

POINTS

S:
C:24 at WKU, 2/20/20

FIELD GOALS

S:
C:10 at WKU, 2/20/20

FGA

S:
C:15 at WKU, 2/20/20

3-POINTERS

S:
C:6 at USM, 2/6/20

3PTA

S:
C:9 at USM, 2/6/20

FREE THROWS

S:
C:6 (3x) last vs. FAU, 2/1/20

FTA

S:
C:8 (2x) last vs. WKU, 1/25/20

REBOUNDS

S:
C:12 (2x) last vs. UTEP, 3/13/19

ASSISTS

S:
C:5 (2x) last vs. KCU, 11/5/19

BLOCKS

S:
C:2 vs. UTEP, 2/15/20

STEALS

S:
C:3 vs. KCU, 12/18/19

MINUTES

S:
C:44 vs. UTEP, 3/13/19

Opponent	Date	qs	min	Total		3-Pointers		Free throws		Rebounds				pf	a	t/o	blk	stl	pts	avg	
				fg-fga	pct	3fg-fga	pct	ft-fa	pct	off	def	tot	avg								
KENTUCKY CHRISTIAN	11/5/19	*	22	5-8	.625	2-2	1.000	0-0	.000	0	4	4	4.0	1	5	1	0	2	12	12.0	
NORFOLK STATE	11/9/19	*	33	4-10	.400	2-4	.500	1-1	1.000	1	6	7	5.5	4	2	4	0	1	11	11.5	
at Ohio	11/13/19	*	26	2-2	1.000	0-0	.000	0-2	.000	0	6	6	5.7	1	1	3	0	0	4	9.0	
COPPIN STATE	11/19/19	*	32	6-9	.667	4-7	.571	3-5	.600	2	7	9	6.5	2	1	2	0	0	19	11.5	
MORGAN STATE	11/21/19	*	38	3-8	.375	3-6	.500	4-6	.667	2	5	7	6.6	1	1	1	0	0	13	11.8	
at Evansville	11/24/19		35	3-10	.300	1-5	.200	0-0	.000	1	6	7	6.7	1	0	2	0	2	7	11.0	
ALDERSON BROADDUS	11/27/19	*	23	4-7	.571	3-5	.600	0-0	.000	2	3	5	6.4	1	2	2	0	0	11	11.0	
at Indiana St.	12/03/19	*	35	2-4	.500	0-2	.000	6-8	.750	3	3	6	6.4	2	2	0	0	2	10	10.9	
BOWLING GREEN	12/7/19	*	23	2-9	.222	1-6	.167	0-0	.000	1	4	5	6.2	5	1	1	0	1	5	10.2	
at Rutgers	12/15/19	*	17	1-7	.143	0-3	.000	2-5	.400	1	2	3	5.9	0	1	2	0	0	4	9.6	
at Towson	12/21/19	*	29	2-4	.500	0-0	.000	0-0	.000	1	4	5	5.8	3	3	0	0	1	4	9.1	
at Rice	01/02/20	*	18	2-9	.222	1-3	.333	0-0	.000	3	1	4	5.7	3	0	1	0	0	5	8.8	
at North Texas	01/04/20	*	36	0-2	.000	0-1	.000	2-2	1.000	0	9	9	5.9	4	0	4	0	1	2	8.2	
MIDDLE TENNESSEE	1/9/20	*	28	3-5	.600	1-3	.333	1-1	1.000	1	4	5	5.9	2	3	3	0	1	8	8.2	
UAB	1/11/20	*	29	5-11	.455	2-6	.333	5-6	.833	1	7	8	6.0	1	1	3	0	1	17	8.8	
at Charlotte	01/16/20	*	30	3-10	.300	2-7	.286	2-2	1.000	0	3	3	5.8	2	0	0	0	0	10	8.9	
at OLD DOMINION	01/18/20	*	36	4-9	.444	2-7	.286	0-0	.000	1	7	8	5.9	4	0	3	0	1	10	8.9	
WKU	1/25/20	*	32	5-11	.455	3-5	.600	5-8	.625	3	4	7	6.0	4	3	3	0	1	18	9.4	
FIU	1/30/20	*	34	6-13	.462	2-3	.667	0-1	.000	1	3	4	5.9	1	1	1	0	0	14	9.7	
FLORIDA ATLANTIC	2/1/20		26	5-12	.417	3-6	.500	6-6	1.000	1	3	4	5.8	2	2	4	1	1	19	10.2	
at Southern Miss	2/6/20	*	33	7-11	.636	6-9	.667	1-2	.500	2	2	4	5.7	0	1	2	0	0	21	10.7	
at Louisiana Tech	02/08/20	*	34	2-11	.182	0-3	.000	2-2	1.000	1	4	5	5.7	4	2	1	0	1	6	10.5	
UTSA	2/13/20	*	24	4-10	.400	1-6	.167	4-4	1.000	1	2	3	5.6	3	3	1	1	0	13	10.6	
UTEP	2/15/20	*	24	5-10	.500	2-4	.500	2-2	1.000	2	2	4	5.5	3	2	3	2	0	14	10.7	
at WKU	02/20/20	*	28	10-15	.667	3-5	.600	1-1	1.000	0	3	3	5.4	0	2	1	0	0	24	11.2	
OLD DOMINION	2/22/20	*	31	1-9	.111	0-5	.000	1-3	.333	0	5	5	5.4	2	1	2	0	1	3	10.9	
NORTH TEXAS	2/29/20	*	34	6-10	.600	3-5	.600	1-2	.500	0	2	2	5.3	3	3	2	0	1	16	11.1	
at FIU	03/05/20	*	32	2-8	.250	1-4	.250	5-6	.833	1	4	5	5.3	3	0	4	0	0	10	11.1	
at Florida Atlantic	03/07/20	*	27	4-9	.444	3-6	.500	2-2	1.000	0	7	7	5.3	3	0	6	0	1	13	11.1	
vs Southern Miss	03/11/20	*	36	3-9	.333	2-6	.333	2-2	1.000	1	2	3	5.2	3	2	3	0	0	10	11.1	
Totals			28	885	111-262	.424	53-134	.396	58-79	.734	33	124	157	5.2	68	45	65	4	19	333	11.1

Games played: 30
Minutes/game: 29.5
Points/game: 11.1
FG Pct: 42.4
3FG Pct: 39.6
FT Pct: 73.4

Rebounds/game: 5.2
Assists/game: 1.5
Turnovers/game: 2.2
Assist/turnover ratio: 0.7
Steals/game: 0.6
Blocks/game: 0.1

Career Superlatives

	Sea.	Car.
10+ Pts:	0	30
20+ Pts:	0	2
5+ Rebs:	0	44
10+ Rebs:	0	3
5+ Asts:	0	2
2+ Blks:	0	1
2+ Stls:	0	12
Double-Double:	0	2



CAREER STATISTICS

			Total		3-Point		F-Throws		Rebounds											Scoring	
Season	gp-gs	min/avg	fg-fga	pct	fg-fga	pct	ft-fa	pct	off	def	tot	avg	pf	fo	ast	to	blk	stl	pts	avg	
2017-18	29-4	572/19.7	54-140	.386	14-51	.275	40-55	.727	33	61	94	3.2	57	0	30	44	2	13	162	5.6	
2018-19	30-26	742/24.7	68-188	.362	11-59	.186	28-53	.528	44	123	167	5.6	66	0	32	54	2	22	175	5.8	
2019-20	30-28	885/29.5	111-262	.424	53-134	.396	58-79	.734	33	124	157	5.2	68	1	45	65	4	19	333	11.1	
TOTAL	89-58	2199/24.7	233-590	.395	78-244	.320	126-187	.674	110	308	418	4.7	191	1	107	163	8	54	670	7.5	



21 Sarah Liberatore

5-10 | G | Greensburg, Pa.
Hempfield Area HS

Opponent	Date	qs	min	Total		3-Pointers		Free throws		Rebounds										
				fg-fga	pct	3fg-fga	pct	ft-fta	pct	off	def	tot	avg	pf	a	t/o	blk	stl	pts	avg
RADFORD	12/6/20		5	0-1	.000	0-1	.000	0-0	.000	0	0	0	0.0	0	0	1	0	0	0	0.0
at Kentucky	12/09/20		2	0-0	.000	0-0	.000	0-0	.000	0	0	0	0.0	1	0	1	0	0	0	0.0
Totals		0	7	0-1	.000	0-1	.000	0-0	.000	0	0	0	0.0	1	0	2	0	0	0	0.0

Games played: 2

Turnovers/game: 1.0

Minutes/game: 3.5

FG Pct: 0.0

3FG Pct: 0.0

CAREER HIGHS

POINTS

S:.....

C:

FIELD GOALS

S:.....

C:

FGA

S:.....1 vs. Radford, 12/6/20

C:Same

3-POINTERS

S:.....

C:

3PTA

S:.....1 vs. Radford, 12/6/20

C:Same

FREE THROWS

S:.....

C:

FTA

S:.....

C:

REBOUNDS

S:.....

C:

ASSISTS

S:.....

C:

BLOCKS

S:.....

C:

STEALS

S:.....

C:

MINUTES

S:.....5 vs. Radford, 12/6/20

C:Same

Career Superlatives

	Sea.	Car.
10+ Pts:	0	0
20+ Pts:	0	0
5+ Rebs:	0	0
10+ Rebs:	0	0
5+ Asts:	0	0
2+ Blks:	0	0
2+ Stls:	0	0
Double-Double:	0	0



CAREER STATISTICS

			Total		3-Point		F-Throws		Rebounds											Scoring	
Season	gp-gs	min/avg	fg-fga	pct	fg-fga	pct	ft-fta	pct	off	def	tot	avg	pf	fo	ast	to	blk	stl	pts	avg	
2020-21	2-0	7/3.5	0-1	.000	0-1	.000	0-0	.000	0	0	0	0.0	1	0	0	2	0	0	0	0.0	
TOTAL	2-0	7/3.5	0-1	.000	0-1	.000	0-0	.000	0	0	0	0.0	1	0	0	2	0	0	0	0.0	



23 Alexis Johnson

5-10 | F | Southfield, Mich.
Southfield HS for the Arts & Tech.

Opponent	Date	gs	min	Total		3-Pointers		Free throws		Rebounds				pf	a	t/o	blk	stl	pts	avg
				fg-fga	pct	3fg-fga	pct	ft-fa	pct	off	def	tot	avg							
RADFORD	12/6/20		21	6-11	.545	0-2	.000	0-2	.000	5	4	9	9.0	1	1	0	0	1	12	12.0
at Kentucky	12/09/20		25	6-9	.667	2-2	1.000	2-4	.500	2	2	4	6.5	3	0	1	0	3	16	14.0
Totals		0	46	12-20	.600	2-4	.500	2-6	.333	7	6	13	6.5	4	1	1	0	4	28	14.0

Games played: 2
Minutes/game: 23.0
Points/game: 14.0
FG Pct: 60.0
3FG Pct: 50.0
FT Pct: 33.3

Rebounds/game: 6.5
Assists/game: 0.5
Turnovers/game: 0.5
Assist/turnover ratio: 1.0
Steals/game: 2.0

CAREER HIGHS

POINTS

S:..... 16 at #9 Kentucky, 12/9/20
C: 16 at #9 Kentucky, 12/9/20

FIELD GOALS

S:6 (2x) last at #9 Kentucky, 12/9/20
C:6 (2x) last at #9 Kentucky, 12/9/20

FGA

S:.....11 vs. Radford, 12/6/20
C:11 vs. Radford, 12/6/20

3-POINTERS

S:..... 2 at #9 Kentucky, 12/9/20
C: 2 at #9 Kentucky, 12/9/20

3PTA

S:2 (2x) last at #9 Kentucky, 12/9/20
C:2 (3x) last at #9 Kentucky, 12/9/20

FREE THROWS

S:..... 2 at #9 Kentucky, 12/9/20
C:2 (3x) last at #9 Kentucky, 12/9/20

FTA

S:..... 4 at #9 Kentucky, 12/9/20
C:4 (2x) last at #9 Kentucky, 12/9/20

REBOUNDS

S:.....9 vs. Radford, 12/6/20
C:9 vs. Radford, 12/6/20

ASSISTS

S:.....1 vs. Radford, 12/6/20
C: ... 1 (3x) last vs. Radford, 12/6/20

BLOCKS

S:.....
C: N/A

STEALS

S:..... 3 at #9 Kentucky, 12/9/20
C:3 (2x) last at #9 Kentucky, 12/9/20

MINUTES

S:..... 25 at #9 Kentucky, 12/9/20
C: 25 at #9 Kentucky, 12/9/20

Career Superlatives

	Sea.	Car.
10+ Pts:	2	2
20+ Pts:	0	0
5+ Rebs:	1	2
10+ Rebs:	0	0
5+ Asts:	0	0
2+ Blks:	0	0
2+ Stls:	1	2
Double-Double:	0	0



CAREER STATISTICS

Season	gp-gs	min/avg	Total		3-Point		F-Throws		Rebounds				Scoring					
			fg-fga	pct	fg-fga	pct	ft-fa	pct	off	def	tot	avg	pf	fo	ast	to	blk	stl
2019-20	15-0	88/5.9	11-23	.478	1-4	.250	4-10	.400	6	18	24	1.6	18	0	2	7	0	6
2020-21	2-0	46/23.0	12-20	.600	2-4	.500	2-6	.333	7	6	13	6.5	4	0	1	1	0	4
TOTAL	17-0	134/7.9	23-43	.535	3-8	.375	6-16	.375	13	24	37	2.2	22	0	3	8	0	10



24 Kennedi Colclough

6-0 | F | Crofton, Md.
Stetson University

Game-By-Game Statistics

Date	Opponent	GS	MIN	FGM/A	%	3FG/A	%	FTM/A	%	OFF	DEF	TOT	AVG	PF	AST	T/O	BLK	STL	PTS	AVG
11/05/19	Palm Beach Atl.		22	3-8	.375	0-0	.000	1-1	1.000	2	5	7	7.0	2	0	2	2	1	7	7.0
11/13/19	at Kentucky		26	3-7	.429	0-0	.000	4-6	.667	3	3	6	6.5	3	2	2	0	1	10	8.5
11/15/19	at Morehead State		17	0-3	.000	0-0	.000	2-4	.500	1	1	2	5.0	2	0	3	0	1	2	6.3
11/16/19	vs Saint Francis		11	0-3	.000	0-0	.000	1-2	.500	0	1	1	4.0	1	0	0	0	0	1	5.0
11/19/19	at Tennessee		26	4-15	.267	0-1	.000	2-3	.667	6	5	11	5.4	2	0	0	0	0	10	6.0
11/23/19	Trinity Baptist		26	10-13	.769	0-0	.000	5-7	.714	4	7	11	6.3	3	2	5	0	1	25	9.2
12/15/19	Tulsa		19	2-5	.400	0-1	.000	0-0	.000	0	6	6	6.3	2	1	1	1	0	4	8.4
12/19/19	Canisius		22	5-10	.500	0-1	.000	4-4	1.000	3	6	9	6.6	4	1	1	1	0	14	9.1
01/04/20	at Kennesaw St.		32	5-7	.714	0-0	.000	1-6	.167	1	6	7	6.7	3	1	2	0	1	11	9.3
01/06/20	Lipscomb		16	4-6	.667	0-0	.000	0-0	.000	1	0	1	6.1	5	2	3	2	1	8	9.2
01/11/20	FGCU		10	0-4	.000	0-0	.000	0-0	.000	1	0	1	5.6	1	1	1	0	0	0	8.4
01/18/20	at Jacksonville	*	34	6-11	.545	0-0	.000	2-4	.500	4	9	13	6.3	5	1	6	1	2	14	8.8
01/20/20	at North Alabama	*	28	8-12	.667	0-0	.000	0-1	.000	0	7	7	6.3	2	0	3	1	0	16	9.4
01/25/20	Liberty	*	19	3-7	.429	0-2	.000	0-0	.000	1	2	3	6.1	2	2	3	0	1	6	9.1
02/01/20	at Lipscomb		5	0-0	.000	0-0	.000	0-0	.000	0	0	0	5.7	0	0	1	0	0	0	8.5
02/03/20	at North Florida		4	0-2	.000	0-1	.000	0-0	.000	0	0	0	5.3	0	0	1	0	0	0	8.0
02/10/20	at FGCU		5	0-1	.000	0-0	.000	0-0	.000	1	0	1	5.1	1	0	0	0	0	0	7.5
02/15/20	Kennesaw St.		21	4-5	.800	0-0	.000	3-4	.750	2	3	5	5.1	2	0	1	0	1	11	7.7
02/17/20	North Ala.	*	34	3-7	.429	0-0	.000	3-6	.500	1	3	4	5.0	3	3	4	0	2	9	7.8
02/22/20	at Liberty	*	11	0-1	.000	0-0	.000	0-0	.000	0	1	1	4.8	0	0	1	0	0	0	7.4
02/29/20	Jacksonville	*	4	0-2	.000	0-0	.000	0-0	.000	0	0	0	4.6	0	0	0	0	0	0	7.0
03/02/20	North Florida		11	2-2	1.000	0-0	.000	1-2	.500	0	2	2	4.5	1	2	1	0	0	5	7.0
03/07/20	at North Alabama		11	0-2	.000	0-0	.000	0-0	.000	0	2	2	4.3	0	0	0	0	0	0	6.7
Total			414	62-133	.466	0-6	.000	29-50	.580	31	69	100	4.3	44	18	41	8	12	153	6.7

Career Superlatives

	Sea.	Car.
10+ Pts:	0	26
20+ Pts:	0	3
5+ Rebs:	0	29
10+ Rebs:	0	6
5+ Asts:	0	0
2+ Blks:	0	3
2+ Stls:	0	11
Double-Double:	0	6

CAREER STATISTICS (From Stetson University)

	GP	GS	MIN	AVG	FG	FGA	PCT	FG	FGA	PCT	FT	FTA	PCT	OFF	DEF	TOT	AVG	PF	FO	AST	AST/G	T/O	BLK	STL	PTS	AVG
2016-17	30	4	401	13.4	59	109	.541	2	4	.500	24	39	.615	43	51	94	3.1	58	0	15	0.5	24	8	14	144	4.8
2017-18	17	17	564	33.2	87	185	.470	3	16	.188	44	54	.815	36	79	115	6.8	42	2	29	1.7	50	2	14	221	13.0
2018-19	1	0	7	7.0	1	2	.500	0	0	.000	1	2	.500	1	1	2	2.0	1	0	0	0.0	1	0	0	3	3.0
2019-20	23	6	414	18.0	62	133	.466	0	6	.000	29	50	.580	31	69	100	4.3	44	2	18	0.8	41	8	12	153	6.7
Total	71	27	1386	19.5	209	429	.487	5	26	.192	98	145	.676	111	200	311	4.4	145	4	62	0.9	116	18	40	521	7.3

CAREER STATISTICS (From Marshall)



25 Mahogany Matthews

6-1 | F | York, Pa.
Ole Miss

Opponent	Date	qs	min	Total		3-Pointers		Free throws		Rebounds				pf	a	t/o	blk	stl	pts	avg
				fg-fga	pct	3fg-fga	pct	ft-fa	pct	off	def	tot	avg							
RADFORD	12/6/20		14	1-2	.500	0-0	.000	0-0	.000	2	0	2	2.0	4	0	3	2	0	2	2.0
at Kentucky	12/09/20		15	1-3	.333	0-0	.000	3-4	.750	1	1	2	2.0	2	0	1	0	0	5	3.5
Totals		0	29	2-5	.400	0-0	.000	3-4	.750	3	1	4	2.0	6	0	4	2	0	7	3.5

Games played: 2
Minutes/game: 14.5
Points/game: 3.5
FG Pct: 40.0
FT Pct: 75.0

Rebounds/game: 2.0
Turnovers/game: 2.0
Blocks/game: 1.0

CAREER HIGHS

POINTS

S:..... 5 at #9 Kentucky, 12/9/20
C: 5 at #9 Kentucky, 12/9/20

FIELD GOALS

S:1 (2x) last at #9 Kentucky, 12/9/20
C: 2 (3x) last vs. Florida, 3/6/19

FGA

S:..... 3 at #9 Kentucky, 12/9/20
C: 4 (2x) last vs. Florida, 3/6/19

3-POINTERS

S:.....
C: N/A

3PTA

S:.....
C: N/A

FREE THROWS

S:..... 3 at #9 Kentucky, 12/9/20
C: 3 at #9 Kentucky, 12/9/20

FTA

S:..... 4 at #9 Kentucky, 12/9/20
C: 4 at #9 Kentucky, 12/9/20

REBOUNDS

S:2 (2x) last at #9 Kentucky, 12/9/20
C: 6 vs. Florida, 3/6/19

ASSISTS

S:.....
C: 4 vs. North Florida, 12/28/18

BLOCKS

S:..... 2 vs. Radford, 12/6/20
C: 3 vs. Arkansas, 1/6/19

STEALS

S:.....
C: 2 vs. Tennessee, 3/3/19

MINUTES

S:..... 15 at #9 Kentucky, 12/9/20
C: 21 (2x) last vs. Florida, 3/6/19

Redshirted the 2019-20 season due to NCAA transfer rules.

Career Superlatives		
	Sea.	Car.
10+ Pts:	0	0
20+ Pts:	0	0
5+ Rebs:	0	2
10+ Rebs:	0	0
5+ Asts:	0	0
2+ Blks:	1	2
2+ Stls:	0	1
Double-Double:	0	0



CAREER STATISTICS (Ole Miss)

	GP	GS	MIN	AVG	FG	FGA	PCT	FG	FGA	PCT	FT	FTA	PCT	OFF	DEF	TOT	AVG	PF	FO	AST	AST/G	T/O	BLK	STL	PTS	AVG
2018-19	22	6	203	9.2	11	32	.344	0	0	.000	1	2	.500	21	21	42	1.9	24	1	6	0.3	13	7	9	23	1.0
Total	22	6	203	9.2	11	32	.344	0	0	.000	1	2	.500	21	21	42	1.9	24	1	6	0.3	13	7	9	23	1.0

CAREER STATISTICS (Marshall)

			Total		3-Point		F-Throws		Rebounds										Scoring	
Season	gp-gs	min/avg	fg-fga	pct	fg-fga	pct	ft-fa	pct	off	def	tot	avg	pf	fo	ast	to	blk	stl	pts	avg
2020-21	2-0	29/14.5	2-5	.400	0-0	.000	3-4	.750	3	1	4	2.0	6	0	0	4	2	0	7	3.5
TOTAL	2-0	29/14.5	2-5	.400	0-0	.000	3-4	.750	3	1	4	2.0	6	0	0	4	2	0	7	3.5



32 Paige Shy

5-10 | G | Huntington, W.Va.
St. Joseph Central Catholic HS

Opponent	Date	gs	min	Total		3-Pointers		Free throws		Rebounds				pf	a	t/o	blk	stl	pts	avg
				fg-fga	pct	3fg-fga	pct	ft-fita	pct	off	def	tot	avg							
RADFORD	12/6/20		dnp	-	-	-	-	-	-	-	-	-	-	-	-	-	-	-	-	-
at Kentucky	12/09/20	11		1-2	.500	0-1	.000	0-0	.000	1	0	1	1.0	2	0	2	0	0	2	2.0
Totals		0	11	1-2	.500	0-1	.000	0-0	.000	1	0	1	1.0	2	0	2	0	0	2	2.0

Games played: 1
Minutes/game: 11.0
Points/game: 2.0
FG Pct: 50.0
3FG Pct: 0.0

Rebounds/game: 1.0
Turnovers/game: 2.0

CAREER HIGHS

POINTS

S:..... 2 at #9 Kentucky, 12/9/20
C: 10 vs. North Texas, 2/29/20

FIELD GOALS

S:..... 1 at #9 Kentucky, 12/9/20
C: 4 vs. North Texas, 2/29/20

FGA

S:..... 2 at #9 Kentucky, 12/9/20
C:9 (2x) last vs. NT, 2/29/20

3-POINTERS

S:.....
C:2 (6x) last vs. NT, 2/29/20

3PTA

S:..... 1 at #9 Kentucky, 12/9/20
C: 9 at Rutgers, 12/15/19

FREE THROWS

S:.....
C: 3 vs. AB, 11/27/19

FTA

S:.....
C:3 (3x) last at FAU, 3/7/20

REBOUNDS

S:..... 1 at #9 Kentucky, 12/9/20
C:8 vs. AB, 11/27/19

ASSISTS

S:.....
C:3 vs. UTSA, 2/13/20

BLOCKS

S:.....
C: 1 (3x) last at La Tech, 2/8/20

STEALS

S:.....
C:1 (5x) last vs. FIU, 1/30/20

MINUTES

S:..... 11 at #9 Kentucky, 12/9/20
C: 24 at ODU, 1/18/20

Career Superlatives

	Sea.	Car.
10+ Pts:	0	1
20+ Pts:	0	0
5+ Rebs:	0	2
10+ Rebs:	0	0
5+ Asts:	0	0
2+ Blks:	0	0
2+ Stls:	0	0
Double-D:	0	0



CAREER STATISTICS

			Total		3-Point		F-Throws		Rebounds											Scoring	
Season	gp-gs	min/avg	fg-fga	pct	fg-fga	pct	ft-fla	pct	off	def	tot	avg	pf	fo	ast	to	blk	stl	pts	avg	
2019-20	28-0	322/11.5	27-96	.281	18-77	.234	13-17	.765	16	49	65	2.3	25	0	12	24	3	5	85	3.0	
2020-21	1-0	11/11.0	1-2	.500	0-1	.000	0-0	.000	1	0	1	1.0	2	0	0	2	0	0	2	2.0	
TOTAL	29-0	333/11.5	28-98	.286	18-78	.231	13-17	.765	17	49	66	2.3	27	0	12	26	3	5	87	3.0	



34 Lorelei Roper

6-1 | F/C | Charlotte, N.C.
Carmel Christian HS

Opponent	Date	qs	min	Total		3-Pointers		Free throws		Rebounds				pf	a	t/o	blk	stl	pts	avg	
				fg-fga	pct	3fg-fga	pct	ft-fla	pct	off	def	tot	avg								
RADFORD	12/6/20	*	25	4-6	.667	0-0	.000	1-2	.500	4	4	8	8.0	3	0	1	0	2	9	9.0	
at Kentucky	12/09/20	*	25	2-3	.667	0-0	.000	0-0	.000	0	2	2	5.0	0	1	0	0	0	4	6.5	
Totals			2	50	6-9	.667	0-0	.000	1-2	.500	4	6	10	5.0	3	1	1	0	2	13	6.5

Games played: 2
Minutes/game: 25.0
Points/game: 6.5
FG Pct: 66.7
FT Pct: 50.0

Rebounds/game: 5.0
Assists/game: 0.5
Turnovers/game: 0.5
Assist/turnover ratio: 1.0
Steals/game: 1.0

CAREER HIGHS

POINTS

S:.....9 vs. Radford, 12/6/20
C:10 vs. AB, 11/27/19

FIELD GOALS

S:.....4 vs. Radford, 12/6/20
C:5 vs. AB, 11/27/19

FGA

S:.....6 vs. Radford, 12/6/20
C:9 vs. Cleveland St., 12/8/18

3-POINTERS

S:.....
C: N/A

3PTA

S:.....
C:1 at Rice, 1/2/20

FREE THROWS

S:.....1 vs. Radford, 12/6/20
C:3 at App. State, 11/25/18

FTA

S:.....2 vs. Radford, 12/6/20
C:5 (2x) last at FAU, 1/17/19

REBOUNDS

S:.....8 vs. Radford, 12/6/20
C:10 vs. UTSA, 2/13/20

ASSISTS

S:.....1 at #9 Kentucky, 12/9/20
C:2 (3x) last at FIU, 3/5/20

BLOCKS

S:.....
C:4 vs. Cleveland St., 12/8/18

STEALS

S:.....2 vs. Radford, 12/6/20
C:2 (2x) last vs. Radford, 12/6/20

MINUTES

S:....25 (2x) at #9 Kentucky, 12/9/20
C:28 (2x) last at FIU, 3/5/20

Career Superlatives

	Sea.	Car.
10+ Pts:	0	1
20+ Pts:	0	0
5+ Rebs:	1	12
10+ Rebs:	0	0
5+ Asts:	0	0
2+ Blks:	0	3
2+ Stls:	1	2
Double-Double:	0	0



CAREER STATISTICS

			Total		3-Point		F-Throws		Rebounds										Scoring	
Season	gp-gs	min/avg	fg-fga	pct	fg-fga	pct	ft-fla	pct	off	def	tot	avg	pf	fo	ast	to	blk	stl	pts	avg
2018-19	28-1	385/13.8	36-89	.404	0-0	.000	19-41	.463	31	59	90	3.2	63	1	13	25	17	4	91	3.3
2019-20	22-3	269/12.2	24-59	.407	0-1	.000	3-13	.231	24	45	69	3.1	28	0	10	16	9	6	51	2.3
2020-21	2-2	50/25.0	6-9	.667	0-0	.000	1-2	.500	4	6	10	5.0	3	0	1	1	0	2	13	6.5
TOTAL	52-6	704/13.5	66-157	.420	0-1	.000	23-56	.411	59	110	169	3.3	94	1	24	42	26	12	155	3.0

TV/RADIO ROSTER



0 KIA SIVILS
G - 5-7 - JR
LOUISVILLE, KY.



1 CHRISTIANA MCLEAN
G - 5-6 - RS-FR
WAKE FOREST, N.C.




2 KRISTEN MAYO
G - 5-5 - SR
GRAYSON, KY.



3 CC MAYS
G - 5-8 - FR
TAMPA, FLA.



4 SAVANNAH WHEELER
G - 5-6 - SO
CATLETTSBURG, KY.



5 SAMANTHA LAFON
F - 6-0 - FR
CHESAPEAKE, OHIO



11 KSENIJA MITRIC
G - 5-8 - FR
BANJA LUKA, BOSNIA &
HERZEGOVINA




20 TAYLOR PEARSON
F - 5-7 - SR
COLUMBUS, OHIO



21 SARAH LIBERATORE
G - 5-10 - FR
GREENSBURG, PA.



23 ALEXIS JOHNSON
F - 5-10 - SO
SOUTHFIELD, MICH.



24 KENNEDI COLCLOUGH
F - 6-0 - GRAD
CROFTON, MD.



25 MAHOGANY MATTHEWS
F - 6-1 - RS-SO
YORK, PA.



30 AARIONNA REDMAN
F/G - 5-10 - FR
PICKERINGTON, OHIO



32 PAIGE SHY
G - 5-10 - SO
HUNTINGTON, W.VA.



34 LORELEI ROPER
F/C - 6-1 - JR
CHARLOTTE, N.C.



TONY KEMPER
HEAD COACH
FOURTH SEASON



ADRIA CRAWFORD
ASSISTANT COACH
THIRD SEASON



LAZAR MILINKOVIC
ASSISTANT COACH
FIFTH SEASON



ELIZABETH BROWN
DIRECTOR OF OPS.
THIRD SEASON