



# 2019-20 MARSHALL WOMEN'S BASKETBALL

## GAME NOTES

### #FightLikeCrazy

Jason Corriher, Marshall Sports Information | Email: corriher@marshall.edu  
O: 304-696-4660 | C: 740-331-1497 | Twitter: @HerdWBB | Website: www.HerdZone.com

#### GAME INFORMATION

**Date/Time:** Saturday, January 11, 2020 - 1 p.m. ET  
**Site:** Huntington, W.Va. - Cam Henderson Center (9,048)  
**Live Stats:** HerdZone.com  
**Live Video:** ESPN+  
**Marshall Radio Broadcast:** 88.1 WMUL-FM  
www.marshall.edu/wmul Stream 1  
**Twitter Updates:** @HerdWBB  
**Series:** 29th all-time meeting - UAB leads 15-13  
**Last Meeting:** Feb. 14, 2019 in Birmingham - UAB won 77-59

#### SCHEDULE

DATE	OPPONENT	TIME
Nov. 5	KENTUCKY CHRISTIAN	W, 89-40
9	NORFOLK STATE	W, 75-69
13	at Ohio	L, 67-51
19	COPPIN STATE	W, 60-47
21	MORGAN STATE	L, 57-52
24	at Evansville	L, 66-62 OT
27	ALDERSON BROADDUS	W, 85-41
Dec. 3	at Indiana State	W, 72-60
7	BOWLING GREEN	L, 82-69
15	at Rutgers	L, 66-41
21	at Towson	L, 59-56
Jan. 2	at Rice *	L, 81-43
4	at North Texas *	W, 68-59
9	MIDDLE TENNESSEE *	L, 75-55
11	UAB *	1 p.m.
16	at Charlotte *	7 p.m.
18	at Old Dominion *	2 p.m.
25	WKU *	1 p.m.
30	FIU *	6 p.m.
Feb. 1	FLORIDA ATLANTIC *	1 p.m.
6	at Southern Miss *	7 p.m.
8	at Louisiana Tech *	3 p.m.
13	UTSA *	6 p.m.
15	UTEP *	1 p.m.
20	at WKU *	7 p.m.
22	OLD DOMINION*	TBA
29	NORTH TEXAS*	TBA
Mar. 5	at FIU*	TBA
7	at Florida Atlantic*	TBA

March 11-14 Conference USA Tournament Frisco  
All times Eastern. Game times subject to change.  
Home games in CAPS & GREEN played at Cam Henderson Center in Huntington, W.Va.

\* - Conference game  
\$ - Conference USA Championship (Frisco, Texas)

#### THE TEAMS

### 2019-20 Conference USA Matchup



**Marshall**  
**Thundering Herd**  
6-8, 1-2 Conference USA

**CATEGORY LEADERS**  
**Scoring/Game**  
Savannah Wheeler, 12.4  
**Rebounds/Game**  
Taylor Pearson, 5.9  
**Assists/Game**  
Savannah Wheeler, 2.5

**HEAD COACH**  
Tony Kemper (3rd season)  
**Overall:** 32-43 (.27)  
**at School:** Same

**TWITTER**  
@HerdWBB



**UAB Blazers**  
9-6, 1-2 Conference USA

**CATEGORY LEADERS**  
**Scoring/Game**  
Rachael Childress, 17.7  
**Rebounds/Game**  
Angela Vendrell, 8.2  
**Assists/Game**  
Angela Vendrell, 4.9

**HEAD COACH**  
Randy Norton (7th season)  
**Overall:** 126-79 (.615)  
**at School:** Same

**TWITTER**  
@UAB\_WBB

#### PROBABLE STARTERS (BASED ON PREVIOUS GAME)

No.	Name	Pos.	Ht.	Cl.	PPG	RPG	APG	Hometown
2	Kristen Mayo	G	5-5	Jr.	11.6	2.9	2.3	Grayson, Ky.
4	Savannah Wheeler	G	5-6	Fr.	12.4	2.9	2.5	Catlettsburg, Ky.
10	Ashley Saintigene	F	6-2	Sr.	5.4	5.8	3.1*	Lauderdale Lakes, Fla.
20	Taylor Pearson	F	5-7	Jr.	8.2	5.9	1.6	Columbus, Ohio
22	Khadaajia Brooks	G/F	5-10	RS-Sr.	9.2	5.6	1.5	Bristol, Conn.

\*Blocks per game

#### HERD QUICK NOTES

Ashley Saintigene already has 40 blocks this season in just 13 games and has at least one block in every game this year as well as two or more in 12 games. She tallied her 100th career swat at Evansville and is currently at 121, good for fourth in Marshall's career records. Saintigene is ninth in the nation in blocks per game at 3.1.

Marshall led by as many as 19 in the 68-59 win at North Texas on January 4. Kia Sivils contributed a career-high 16 points off the bench, while Kristen Mayo and Savannah Wheeler combined for 35 points out of the starting lineup.

Kristen Mayo caught fire in the fourth quarter to help push Marshall to a 72-60 win at Indiana State. The junior guard scored 11 of her 13 points in the period including five-straight after the Sycamores took a 1-point lead with under 5 minutes to go. It started with a layup and then a three from the far corner that sparked a 16-3 Herd run to end the game.

Lorelei Roper played 13 minutes vs. Alderson Broaddus in her first action since suffering a knee injury back on March 2, 2019 vs. Old Dominion. Roper scored 10 points had 5 rebounds and blocked two shots.

Taylor Pearson scored a career-high 19 points vs. Coppin State and nearly had a double-double with 9 rebs. She was 6-of-9 from the field and 4-7 from downtown.

Savannah Wheeler combined to score 37 points in her first two games while shooting over 72 percent from the floor and 70 percent from three. She was named Conference USA Freshman of the Week on Nov. 11.

Marshall was picked to finish 11th in the Conference USA Preseason Coaches Poll.

#### UP NEXT

Marshall travels to Charlotte on Thursday (7 p.m.) and Old Dominion Saturday (2 p.m.).

# #THE HERD™

# MARSHALL WOMEN'S BASKETBALL

## 2019-20 ROSTER

### NUMERICAL

NO.	NAME	HT.	POS.	YR.	HOMETOWN (LAST SCHOOL)
0	Kia Sivils	5-7	G	SO	Louisville, Ky. (Sacred Heart HS)
1	Christiana McLean	5-6	G	FR	Wake Forest, N.C. (Heritage HS)
2	Kristen Mayo	5-5	G	JR	Grayson, Ky. (East Carter HS)
4	Savannah Wheeler	5-6	G	FR	Catlettsburg, Ky. (Boyd County HS)
5	Princess Clemons	5-11	G/F	SR	Chester, Pa. (San Jacinto College)
10	Ashley Saintigene	6-2	F	SR	Lauderdale Lakes, Fla. (Northeast HS)
15	Dazha Congleton	5-7	G	JR	Huntington, W.Va. (Wabash Valley JC)
20	Taylor Pearson	5-7	F	JR	Columbus, Ohio (Northland HS)
21	Brianna Toney	5-11	F	JR	Bexley, Ohio (Bexley HS)
22	Khadaija Brooks	5-10	G/F	RS SR	Bristol, Conn. (Bristol Eastern HS)
23	Alexis Johnson	5-10	F	FR	Southfield, Mich. (Southfield HS for Arts & Tech.)
24	Sky Thomas	6-3	F	FR	Wyoming, Ohio (Wyoming HS)
25	Mahogany Matthews*	6-1	F	SO	York, Pa. (Ole Miss)
32	Paige Shy	5-10	G	FR	Huntington, W.Va. (St. Joseph Catholic HS)
34	Lorelei Roper	6-1	F/C	SO	Charlotte, N.C. (Carmel Christian HS)

\*- Will sit out 2019-20 season due to transfer rules

### Coaching Staff

Head Coach: Tony Kemper – 3rd season (8th with the team)

Assistant Coach: Adria Crawford – 2nd season

Assistant Coach: Lazar Milinkovic – 4th season

Director of Operations: Liz Brown – 2nd season

Graduate Assistant – Logan Fraley – 1st season

### PROUNUNCIATION GUIDE

Kia Sivils	Key-uh Siv-ills
Ashley (Saintigene)	Saint-gene
Dazha Congleton	DAY-juh Cong-el-ton
(Khadaija) Brooks	Cuh-DAY-juh
(Lorelei) Roper	Lore-UH-lie

### Coaches

Adria Crawford	UH-dree-uh
Lazar Milinkovic	Luh-Zar Mill-ink-o-vitch



### GENERAL INFORMATION

Name	Marshall University
Founded	1837
Location	Huntington, W.Va.
Enrollment	13,324
Nickname	Thundering Herd
Colors	Kelly Green & White
Conference	Conference USA
Home	Cam Henderson Center/9,048
President	Dr. Jerry A. Gilbert (Duke)
Director of Athletics	Mike Hamrick (Marshall '80)

### COACHING STAFF

Head Coach	Tony Kemper (Fort Hays '01)
Career record (seasons)	32-43 (.427) (3rd)
Record at Marshall (seasons)	32-43 (.427) (3rd)
Conference USA record	14-21 (.400)
Assistant Coach	Adria Crawford
Assistant Coach	Lazar Milinkovic
Director of Operations	Elizabeth Brown
Graduate Manager	Logan Fraley

### TEAM INFORMATION

2018-19 Record	17-15
2018-19 Conference USA Record/Finish	10-6/6th
Starters Returning/Lost	2/3
Letterwinners Returning/Lost	8/6
Newcomers	7

### PROGRAM HISTORY

First Year of Basketball	1969
Overall Record	684-709 (.491)
Conference Championships	1 ('97/SoCon)
Regular Season Championships	5 ('85, '86, '87, '88, '89/SoCon)
NCAA Tournament Appearances	1 ('97, L, 69-49 vs. Colorado College)
Women's Basketball Invitational - 2	2015, 1-1, W, 81-79 vs. NKU & L, 71-73 vs. Mercer
2019, 1-1, W, 67-64 at Davidson & L, 83-71 at App. St.	
Women's NIT Appearances	1 ('16, L, 76-68 at Ohio)

### SPORTS INFORMATION

Asst. AD/Media Relations	Jason Corriher (NC State '00)
Office	(304) 696-4660
E-Mail	corriher@marshall.edu
Associate SID/WBB	Scott Hall (Marshall '08)
Office	(304) 696-4662
Cell	(540) 539-2032
E-Mail	hall133@marshall.edu
Sports Information Fax	(304) 696-2325
Press Row Phone	(304) 696-3303 or 7061
Mailing Address	Marshall University Sports Information
	P.O. Box 1360
	Huntington, WV 25715
Overnight Address	Cam Henderson Center, Room 2036
	1801 3rd Avenue
	Huntington, WV 25703
Official Athletics Website	www.Herdzone.com
Twitter	@HerdZone, @HerdWBB
Instagram	@HerdWBB
Facebook	Marshall Athletics,
	Marshall University Basketball

### CONFERENCE USA

Phone	214-774-1300
Website	ConferenceUSA.com
Mailing Address	5201 N. O'Connor Blvd.
	Suite 300
	Irving, TX 75039
Director, Media Relations	Cassie Logan
E-mail	clogan@c-usa.org

# MARSHALL WOMEN'S BASKETBALL BROADCAST TALKING POINTS




**#0 Kia Sivils, So., G, Louisville, Ky.**  
 - Appeared in 13 games with 6 starts, avg. 19.8 min. per game. Only missed game vs Alderson Broaddus due to illness.  
 - Career-high 16 pts on 7-of-7 shooting (2-of-2 from 3-pt) at North Texas (1/4/20). Only her second 10+ scoring game of career.  
 - Athletic guard willing to do the hustle & dirty work.  
 - Opened year with 7 pts, 4 rebs, 2 stls & 1 blk vs. KCU.  
 - Career-high 5 assists & 2 blocks at Evansville (11/24).  
 - Appeared in all 32 games as freshman in 2018-19 avg. 20.4 minutes per game.  
 - Scored 3.3 ppg as a freshman. Had 28 steals & 37 ast.  
 - 2018-19 C-USA Academic Medalist - 3.75+ GPA.



**#2 Kristen Mayo, Jr., G, Grayson, Ky.**  
 - Has started all 14 games, avg. 30.0 min. per game.  
 - Opened year with career-high 19 pts & 5 stls vs. KCU.  
 - Set new career-high with 21 pts vs. BGSU (12/7).  
 - Has scored a point in 35-straight, last time held scoreless, 12/18/18 at Clemson.  
 - Was perfect 6-for-6 from three vs. Evansville last season (11/29) set team record for most made triples with perfect 100%.  
 - Shot 90.2% FT in 2018-19, 3rd best in MU history.  
 - 2-time C-USA Academic Medalist - 3.75+ GPA.



**#4 Savannah Wheeler, Fr., G, Catlettsburg, Ky.**  
 - Appeared in all 14 games, avg. 26.5 minutes per game. Leads team in scoring at 12.4 ppg.  
 - Made first start at NT (1/2), scoring 17 pts., including 9-10 FTs  
 - Began career with a bang shooting 72.2% (13-of-18) FG & 70% (7-of-10) 3-pt FG, with 37 pts combined in first 2 games. Named C-USA Freshman of the Week.  
 - Career-high 19 pts. vs. Norfolk State (11/9).  
 - Career-high 7 assists vs. Bowling Green (12/7).  
 - 2019 Miss Kentucky Basketball - avg. 31.1 ppg as a senior at Boyd County HS. Finished HS career with 3,621 pts, 6th-best in Kentucky HS history.  
 - Played for coach Pete Fraley, father of former MU player & current GA Logan Fraley.



**#5 Princess Clemons, Sr., G/F, Chester, Pa.**  
 - Has appeared in all 14 games off bench, avg. 14.6 min./game.  
 - Coach Kemper says she has "a calming presence on the floor for the team."  
 - 2nd year with MU after transfer from San Jacinto Coll.  
 - Has missed just 1 game (coach decision) while at MU.  
 - Dished career-high 4 ast. vs. Alderson Broaddus & scored season-high 8 pts.  
 - Career-high 14 pts. at UAB (2/14/19).  
 - Scored 11 pts. on 4-of-5 shooting at FIU (1/19/19).  
 - Career-high 8 rbs. vs. Bluefield State (11/20/18).  
 - Helped lead San Jacinto College Gators to 25-11 record in 2017-18 & 2nd Rd. of NJCAA Tournament.

C-USA Freshman of the Week  
Nov. 11



**#10 Ashley Saintigene, Sr., F, Lauderdale Lakes, Fla.**  
 - Has started 13 games, avg. 21.2 min. per game. (missed one due to illness)  
 - Shot-blocking force with at least 1 in each game this season and avg. 3.1 swats per game - Ninth in NCAA.  
 - Has at least 3 blocks in 9 games with season-high of 5 twice (Coppin State & Alderson Broaddus).  
 - 4th in MU history with 121 career blocks. Has a block in 47-of-63 career games, 2+ in 35 games.  
 - Began collegiate career with a block in 1st 10 games and ended freshman year with 42 (7th MU history).  
 - Missed 39 combined games 2017-19 to injury.  
 - Season-high 12pts vs. Norfolk St., added 8 rebs & 4 blks  
 - 2016-17 C-USA All-Freshman Team & C-USA Freshman of the Week 3 times that year.




**#15 Dazha Congleton, Jr., G, Huntington, W.Va.**  
 - Appeared in 13 games & started 8, avg. 20.3 min. per game.  
 - 1st season with MU after transfer from Wabash Valley College the No. 1 nationally ranked JUCO at D1 level in 2018-19.  
 - Playing back in her hometown and brings quick athleticism to the Herd.  
 - Has at least 2 rebs in each game this season.  
 - Season-high 13 pts. at Rice (1/2/20)  
 - Opened MU career with 5 steals & 8 pts. vs. KCU.  
 - Tallied 3 blocks vs. Coppin State.  
 - Helped lead Wabash Valley to undefeated regular season in 2018-19 leading team in scoring 12.6 ppg.



**#20 Taylor Pearson, Jr., F, Columbus, Ohio**  
 - Appeared in all 14 games and 13 starts, avg. 28.2 min. per game. Tough inside presence and hustles constantly.  
 - Averaging 8.2 ppg in 2019-20. Scored 10+ in six games.  
 - Career-high 19 vs. Coppin State, 4-of-7 from three, & season-high 9 rebs.  
 - Leading rebounder with 5.9 rpg. Has grabbed at least 5 rebs in 12-of-14 games and at least 1 in the last 47. Last game without a rebound 2/17/18 at WKU freshman year.  
 - 37 career games with 5+ boards.  
 - Has only missed 2 games in career, both soph. year vs. Cleveland St. & Tennessee State - injury.  
 - 2-time C-USA Academic Medalist - 3.75+ GPA.



**#21 Brianna Toney, Jr., F, Bexley, Ohio**  
 - Has appeared in 4 games, avg. 4.5 min. per game.  
 - Others DNP - coaches decision.  
 - Hit 1st basket of the year in opener vs. KCU, also had 1 rebound and 1 block.  
 - 2-for-2 from the line vs. Alderson Broaddus.  
 - 32 career games, 33 points, 26 rebounds.  
 - Career-high 5pts at North Texas (2/24/18) and vs. Alice Lloyd College (12/30/17) during freshman season.  
 - Career-high 12 minutes at BGSU (11/13/18) had 2 rebs.  
 - Career-best 3 rebounds in 4 games, last vs. Bluefield State (11/20/18).  
 - Scored 2pts & 2 rebs. at App. State in VBI Tourn.  
 - 2-time C-USA Academic Medalist - 3.75+ GPA.



**#22 Khadaija Brooks, R-Sr., G/F, Bristol, Conn.**  
 - Team leader has started all 14 games, avg. 27.0 mppg.  
 - Third on the team with 5.6 rpg.  
 - 1st double-double of the season vs. BGSU 15 pts. & 11 rbs., added 2 steals & 4 assists.  
 - 45 career games with 5+ rebounds.  
 - Has avg. over 6 boards per game each of last 3 years.  
 - Missed final 8 games of 2016-17 and all of 2017-18 due to injury.  
 - 4-time C-USA Comm. Honor Roll & graduated 12/18.



**#23 Alexis Johnson, Fr., F, Southfield, Mich.**  
 - Has appeared in 8 games, avg. 5.8 min. per game.  
 - Others DNP - coaches decision.  
 - Played 11 min., scored 6 pts., 2 rbs. & 3 steals in collegiate debut in opener vs. KCU.  
 - Had season-best game vs. Alderson Broaddus with 15 min., 9 pts. and 6 boards.  
 - Attended Southfield HS for the Arts and Technology. Avg. 23.9 ppg, 8.0 rpg and 3.0 spg during senior season. Led her team in scoring and rebounding all 4 years.  
 - Reached 1,000-pt plateau during junior year.  
 - Helped lead school to 3-straight district championships and three-straight regional appearances.  
 - Also lettered in Track & Field.



**#32 Paige Shy, Fr., G, Huntington, W.Va.**  
 - Has appeared in 12 games, avg. 11.0 min. per game.  
 - Scored 1st career point vs. Coppin State & had 4 rebs.  
 - Hit 1st career 3-pointer vs. Morgan State.  
 - Season-best game vs. Alderson Broaddus with 20 min., 9 pts, 8 rbs. & 1 block.  
 - DNP vs. KCU or at Indiana State - coaches decision.  
 - Attended St. Joseph Catholic Central HS. Won 2 state titles including senior year. Scored over 1,000 points.  
 - Holds the West Virginia state record with most 3-pointers in a game with 8.  
 - Also lettered in soccer.  
 - Former HS teammate Dena Jarrells is freshman at Chattanooga.



**#34 Lorelei Roper, So., F/C, Charlotte, N.C.**  
 - Has appeared in 8 games, avg. 7.4 min. per game while working back from injury.  
 - Missed the last 4 games in 2018-19 and the first 6 games this season.  
 - Season debut with 13 min. vs. Alderson Broaddus with 10 pts. on 5-of-6 shooting, 5 rbs. and 2 blocks.  
 - Finished freshman year with 17 blocked shots.  
 - Averaged 13.8 min. per game freshman season.  
 - Career-best 4 blocks vs. Cleveland State (12/8/18).  
 - Tallied at least 1 block in 13-of-28 games played as a freshman.  
 - Career-high 8 rbs. vs. Bluefield State (11/20/18).  
 - 2018-19 C-USA Commissioner's Honor Roll.



## MARSHALL WOMEN'S BASKETBALL BROADCAST TALKING POINTS - STAFF



**Head Coach Tony Kemper - 3rd Season/8th overall**  
 - Was an assistant coach for 5 years under previous HC Matt Daniel. Became HC in March of 2017. Current record of 32-43.  
 - 2019 recruiting class ranked in the top 60 nationally.  
 - Herd had 8-win improvement in 2018-19 and 7-win improvement in C-USA action last season.  
 - MU picked to finish 13th in 2018-19 and finished 6th and led MU to WBI.  
 - Helped mentor Shayna Gore who became 3rd player in program history with more than 2,000 career points.  
 - Spent 3 years as assistant at Central Arkansas under Matt Daniel as well.  
 - Attended Fort Hays State.



**Assistant Coach Lazar Milinkovic - 4th Season**  
 - Named Co-Recruiting Coordinator in August after helping to secure top 60 ranked recruiting class.  
 - Worked with backcourt tandem of seniors Shayna Gore and Taylor Porter in 2018-19. Gore led team with 20.1 ppg and Porter set school record with 10 three-pointers in Senior Day win over FIU.  
 - Served as grad assistant for Herd in 2012-14.  
 - Was assistant coach for Morehead State for two seasons and then came back to Marshall.  
 - At Morehead State mentored Almesha Jones who finished as program leader in assists and 2nd in steals.  
 - Worked as an assistant with St. Joseph's Prep School boys team and coached Andrew Wiggins.



**Assistant Coach Adria Crawford - 2nd Season**  
 - Named Co-Recruiting Coordinator in August after helping secure top 60 ranked recruiting class.  
 - Helped lead Herd through 8-win improvement in her first season with program in 2018-19.  
 - Her work with post players has seen great improvement with great play from Brooks, Pearson & Saintigene.  
 - Named a WBCA 30 Under 30 honoree in 2018.  
 - Spent 4 yrs as assistant at College of Charleston. Also spent time as assistant at Longwood.  
 - Starred for Georgetown (2008-12) as a player & member of winningest class in program history, 96 wins. Ended career in top 15 in career rebounds (646), blocked shots (61) and steals (174).



**Director of Operations Elizabeth Brown**  
 - Enters 2nd season as the Director of Operations.  
 - Was a member of coaching staff at New Haven for one year prior to coming to Marshall.  
 - Starred for Richmond University for 4 years.  
 - Appeared in 110 games for Spiders. Ended career with 645 pts, 524 rebs. and 119 blocks.  
 - 5th all-time in career blocks and 48 as a sophomore good for 2nd-most in team history.  
 - Named to Atlantic 10's 2011-12 All-Rookie Team.  
 - Played professionally for Barmer TV in the German Bundesliga, averaged 10 pts and 9 rebs per game.  
 - Earned master's degree in sport management at New Haven in Dec. of 2018.



**Graduate Manager Logan Fraley - 1st Season**  
 - Just finished 4-year career at Marshall in 2018-19.  
 - Appeared in 84 career games and 24 starts. Was limited to 1 appearance as a senior due to injury. Played 2 minutes on senior day vs. FIU.  
 - Finished 3rd all-time at MU in three-point FG percentage, 36.8 and tied for 13th all-time with 74 3FGM.  
 - Shot 40.7% from three as freshman, 4th all-time at MU.  
 - Ended career with 272 points, 118 rebounds, 63 assists, 33 steals and 12 blocks.  
 - Scored career-high 13 pts vs. Rice (1/16/16).  
 - Had double-double vs. Longwood 11pts, 10rebs (11/10/17)  
 - 4-time C-USA Academic Medalist - 3.75+ GPA.

**Last Time Out: Jan. 9 vs. Middle Tennessee (L, 75-55)**

Anastasia Hayes recorded a triple-double of 17 points, 11 rebounds and 10 assists to lead visiting Middle Tennessee to a 75-55 win over cold-shooting Marshall Thursday evening in the Cam Henderson Center.

The victory vaulted Middle to 10-5 overall and 2-1 in Conference USA. Marshall dropped to 6-8 and 1-2 in the league.

The Blue Raiders also got a double-double from Charity Savage (20 points, 10 rebounds), while Aislynn Hayes scored 15 and Taylor Sutton added 14.

Marshall was led by Savannah Wheeler's 14 points, eight of which came at the free throw line. Kristen Mayo chipped in 11 to go with Ashley Saintigene's nine rebounds and four blocked shots. Taylor Pearson posted a team-high three assists.

The Thundering Herd made just 30.5 percent from the field (18-for-59) and 11.1 percent from 3-point range (3-for-27). Middle Tennessee hit 12 of its 32 3-pointers (37.5 percent).

The Blue Raiders won the rebounding battle 45-38.

Marshall went up 7-5 in the early going on a pair of Wheeler free throws at the 5:22 mark, but Middle closes the first quarter on a 18-5 run, culminating with banked-in triple by Aislynn Hayes as time expired.

The visitors led by 15 at halftime (44-29) and by as many as 25 on a Sutton 3-pointer (71-46) with 5:08 left.

"I didn't think we played particularly well on offense, and when I go back and watch it, I'll probably see some shots that I like," said Marshall head coach Tony Kemper. "We got the ball to the rim some, but we didn't get anything out of it. We had some good looks from the outside but just didn't make nearly enough of them. How do you win a game shooting 11 percent from 3? The answer is you don't. You don't stay very close and it gets away pretty early."

"I think we have better fight in us than what we showed. I think (a lack of) confidence has bothered us at times this year. I didn't think we looked like a confident team, especially early in the game. I thought we were searching a little bit. Basketball is pretty fickle. If you don't make shots, and you don't keep your head in there defensively, it gets away in a hurry. That's kind've what happened tonight. (Middle Tennessee) is a good basketball team. I could rattle off a whole bunch of stats about how we aren't the first one who hasn't played well against them, but I'm probably most disappointed that I don't think they really took us out of what we wanted to do as much as they have in the past. We still didn't get much done around the rim and had open looks that we didn't make at all. That's disappointing."

**Wheeler Hits the Glass**

Coming into Thursday's game with Middle Tennessee, Savannah Wheeler had averaged 2.4 rebounds in Marshall's first 12 games. However, in her last two contests, she has grabbed 12 total (6.0 average) boards, including 11 on the defensive end of the floor.

**Leading and Leading Late**

Marshall is 6-1 this season when leading at the half and 5-1 when leading with five minutes left in regulation. Since the beginning of last season, the Thundering Herd is 19-6 when leading at the break and 19-3 when leading at the five-minute mark.

**Hitting the Glass, Controlling the Paint**

The Thundering Herd is 13-4 since the start of last season when it outrebounds the opposition and 15-3 when it scores more in the paint.

**Career-Highs**

Kia Sivils had a career-high 16 points and seven made field goals in the 68-59 win at North Texas.

**Block Party**

Senior Ashley Saintigene has returned to the Herd lineup with a vengeance this season on the defensive side. The senior has swatted 40 shots in 13 games to start the year. She has rejected at least one shot in each game and has had two or more in 12 contests. Her season-high thus far is five in a win over Coppin State (11/19). Saintigene is currently ninth in the NCAA in blocks per game (3.1). As a team, Marshall is 17th in the country in blocks per game (5.5).

The Lauderdale Lakes, Fla., native is fourth all-time in program history in blocked shots with 121. She became the seventh player to hit the century mark with her third and final block at Evansville. Saintigene had an excellent start to her career with 42 blocks (1.45 per game) in her freshman season, seventh-most in Marshall history. She tallied just 22 her sophomore season as she only played in 12 games (1.83 per game) after suffering an injury. Saintigene came back to the Herd briefly in 2018-19 playing in just

nine games before re-aggravating the injury, but still came away with 17 more swats (1.89 per game). The Herd record for most in a season is 117 by Sharon Deal in 1988-89. Deal averaged 4.2 per game which is still a Southern Conference record. Deal is also Marshall's all-time leader with 188 in a career that spanned just two seasons (1987-89).

#### **Marshall's Career Blocks Leaders**

1. 188 - Sharon Deal (1987-89)
2. 153 - Tynikki Crook (2007-11)
3. 135 - Talequia Hamilton (2015-18)
- 4. 121 - Ashley Saintigene (2016-Pres.)**
5. 119 - Modupe Ishola (2003-07)
- 119 - Chelsey Romero (2013-16)
7. 115 - Chukwuka Ezeigbo (2011-15)
8. 91 - Chris McClurkin (1984-88)
9. 87 - Lisa Pruner (1980-84)
10. 71 - Tammy Simms (1986-87)

*\*\*Khadaijia Brooks currently has 65.\*\**

#### **Marshall's Single-Season Blocks Leaders**

1. 117 - Sharon Deal - 1988-89
2. 71 - Sharon Deal - 1987-88
3. 54 - Chelsey Romero - 2013-14
- 54 - Talequia Hamilton - 2016-17
5. 49 - Tynikki Crook - 2008-09
6. 43 - Talequia Hamilton - 2017-18
- 7. 42 - Ashley Saintigene - 2016-17**
- 8. 40 - Ashley Saintigene - 2019-20**
- 40 - Modupe Ishola - 2006-07
- 40 - Tynikki Crook - 2009-10
- 40 - Leandra King - 2012-13
- 40 - Chukwuka Ezeigbo - 2013-14

#### **Ranked in the NCAA**

Marshall is ranked in the top 70 in the NCAA in several categories.

- 17th in blocks per game - 5.5 (leads C-USA)
- 21st in total blocks - 77 (leads C-USA)
- 36th in field goal percentage defense - 35.5%
- 56th in 3-point field goals per game - 7.6
- 58th in rebounds per game - 41.6
- 59th in fewest turnovers - 202
- 68th in total 3-pointers - 107
- 69th in fewest turnovers per game - 14.4
- Ashley Saintigene is ninth in blocks per game (3.1)
- Ashley Saintigene is 13th in total blocks (40)
- Savannah Wheeler is 63rd in free throw percentage (82.8)

#### **Notable Active Herd Streaks: (last game without stat in parentheses)**

- Taylor Pearson 47-straight games with a rebound (2/17/18 at WKU)
- Khadaijia Brooks 38-straight games with a point (12/4/18 at Wisconsin)
- Taylor Pearson 36-straight games with a point (12/4/18 at Wisconsin)
- Kristen Mayo 34-straight games with a point (12/18/18 at Clemson)
- Ashley Saintigene 31-straight games with rebound (11/19/17 at Cleveland State)
- Khadaijia Brooks 29-straight starts (1/17/19 at FAU)
- Ashley Saintigene 13-straight games with a block (12/29/18 vs. Delaware State, \*last game played of 2018-19\*)
- Dazha Congleton 12-straight games with a rebound (every game this season)

#### **A Great Start**

Freshman Savannah Wheeler got off to a great beginning to her Marshall career scoring 18 points in her collegiate debut against Kentucky Christian, then adding 19 more versus Norfolk State. Wheeler was named Conference USA Freshman of the Week after scoring 37 combined points on 13-of-18 (72.2 percent) shooting from the field and 7-of-10 (70 percent) from three. She also tallied four steals against KCU. She is already over 150 points for the season, averaging 12.4 per game. She got the first start of her career at North Texas (1/4) and responded by scoring 17 points. For the season, she is averaging 26.5 minutes per contest.

## THE OPPONENT - UAB

### Scouting the Blue Raiders

UAB comes into Saturday's game sporting a 9-6 overall record. The Blazers are led by Conference USA's leading scorer Rachael Childress, who averages 17.7 points and shoots 46.8 percent from 3-point range (59-for-126). Angela Vendrell leads the team in rebounding (8.2 per game) and assists (4.9). Katelynn Thomas is UAB's leader in blocks (20) and field goal percentage (64.2) and Miyah Barnes is tops in steals (17). She is also the Blazers' top free throw shooter (92.5 percent, 49-for-53).

UAB was picked fourth in the league's preseason poll. The Blazers dropped a 69-65 decision at WKU on Thursday.

The Blazers lead the league in scoring offense (78.0), field goal percentage (46.4), 3-point percentage (41.6), assists (17.7), assist-to-turnover ratio (1.3) and 3-pointers made per game (9.5). UAB is last in the conference in steals (4.5).

## THE SERIES

29th all-time meeting (UAB leads 15-13)

Year	Day	Winner	Score
95-96	(D18)	UAB	75-60
05-06	(J8)	MAR	75-65
	(F10)	MAR	82-78
06-07	(J20)	MAR	75-69 OT
	(F3)	UAB	62-55
07-08	(J12)	UAB	79-64 OT
	(F23)	UAB	60-48
	(M7)	MAR	71-69 OT
08-09	(J22)	MAR	64-53
	(F20)	MAR	67-50
09-10	(J30)	MAR	85-84 2OT
	(F27)	UAB	45-44
10-11	(J30)	UAB	74-46
	(F17)	MAR	58-57
	(M9)	UAB	56-45
11-12	(F5)	UAB	50-45
	(F19)	MAR	40-37
12-13	(J27)	UAB	61-45
	(F17)	UAB	61-43
13-14	(J11)	UAB	63-57
	(M12)	UAB	79-63
14-15	(F21)	MAR	71-52
15-16	(J30)	MAR	64-61
	(F25)	MAR	73-65
16-17	(J14)	MAR	61-58
	(F16)	UAB	71-55
17-18	(F10)	UAB	69-62
18-19	(F14)	UAB	77-59

ALL GAMES	9-6	7-2	1-3	1-1
CONFERENCE	1-2	1-1	0-1	0-0
NON-CONFERENCE	8-4	6-1	1-2	1-1

#	Player	gp-gs	min	avg	Total		3-Point		F-Throw		Rebounds								a	to	blk	stl	pts	avg
					fg-fga	fg%	3fg-fga	3fg%	ft-fa	ft%	off	def	tot	avg	pf	dq								
32	Childress,Rachael	15-15	498	33.2	85-198	.429	59-126	.468	36-42	.857	0	40	40	2.7	15	0	33	27	4	6	265	17.7		
00	Barnes,Miyah	15-15	497	33.1	57-136	.419	25-54	.463	49-53	.925	4	41	45	3.0	24	1	66	46	1	17	188	12.5		
13	Thomas,Katelynn	13-9	228	17.5	70-109	.642	0-0	.000	17-37	.459	31	26	57	4.4	31	1	4	15	20	4	157	12.1		
12	Magee,Trista	15-15	445	29.7	50-122	.410	30-79	.380	24-29	.828	1	57	58	3.9	25	1	34	17	2	10	154	10.3		
34	Johnson,Imani	11-6	202	18.4	31-58	.534	1-4	.250	26-37	.703	19	29	48	4.4	23	1	7	18	0	5	89	8.1		
55	Weathersby,Zakya	12-0	139	11.6	34-55	.618	0-0	.000	21-32	.656	17	37	54	4.5	23	1	4	10	12	2	89	7.4		
03	Vendrell,Angela	15-15	385	25.7	31-70	.443	6-9	.667	17-22	.773	24	99	123	8.2	41	1	69	32	13	12	85	5.7		
01	Whitley,Margaret	14-0	192	13.7	22-51	.431	16-42	.381	11-14	.786	1	5	6	0.4	12	0	10	15	0	6	71	5.1		
10	Rosenfeldt,Sara	12-0	168	14.0	8-20	.400	0-0	.000	12-22	.545	20	33	53	4.4	24	1	6	8	1	1	28	2.3		
25	Gracie,Jasmine	2-0	8	4.0	1-3	.333	1-1	1.000	0-0	.000	0	0	0	0.0	0	0	0	0	0	0	3	1.5		
02	Mitchell,Sam	15-0	114	7.6	7-22	.318	2-13	.154	6-7	.857	0	9	9	0.6	8	0	13	11	0	3	22	1.5		
23	Kerstein,Lea	11-0	113	10.3	3-14	.214	2-11	.182	6-8	.750	1	7	8	0.7	6	0	17	4	0	1	14	1.3		
24	Jordan,Audrey	6-0	32	5.3	2-7	.286	0-2	.000	1-3	.333	1	3	4	0.7	2	0	2	3	0	0	5	0.8		
05	Frasco,Emily	2-0	6	3.0	0-0	.000	0-0	.000	0-0	.000	0	0	0	0.0	0	0	0	1	0	1	0	0.0		
Team											18	43	61				5							
Total.....		15	3027		401-865	.464	142-341	.416	226-306	.739	137	429	566	37.7	234	7	265	212	53	68	1170	78.0		
Opponents.....		15	3024		390-980	.398	98-310	.316	183-259	.707	194	363	557	37.1	299	-	174	186	41	110	1061	70.7		

### TEAM STATISTICS

UABWBB OPP

Date

Opponent

Score

Att.

SCORING	1170	1061	!	11/8/19	SOUTH ALABAMA	w	77-61	415
Points per game	78.0	70.7	!	11/10/19	at Oklahoma	L	75-82	1575
Scoring margin	+7.3	-	!	11/15/19	BOISE STATE	L	81-83	265
FIELD GOALS-ATT	401-865	390-980		11/21/19	AUBURN	w	80-75	1081
Field goal pct	.464	.398		11/24/19	MCNEESE STATE	w	97-70	376
3 POINT FG-ATT	142-341	98-310		11/27/19	UAH	w	74-57	433
3-point FG pct	.416	.316		12/3/19	SAMFORD	w	76-69	424
3-pt FG made per game	9.5	6.5		12/08/19	at Memphis	L	52-77	453
FREE THROWS-ATT	226-306	183-259		12/15/19	at Alcorn	w	86-65	107
Free throw pct	.739	.707		12/20/19	vs Colorado	Lot	69-77	520
F-Throws made per game	15.1	12.2		12/21/19	vs Texas Southern	w	84-68	602
REBOUNDS	566	557		12/30/19	TUSKEGEE	w	103-60	253
Rebounds per game	37.7	37.1	**	1/2/20	CHARLOTTE	L	75-83	310
Rebounding margin	+0.6	-	*	1/4/20	OLD DOMINION	w	76-65	495
ASSISTS	265	174	*	1/9/20	at Western Ky.	L	65-69	5122
Assists per game	17.7	11.6						
TURNOVERS	212	186						
Turnovers per game	14.1	12.4						
Turnover margin	-1.7	-						
Assist/turnover ratio	1.3	0.9						
STEALS	68	110						
Steals per game	4.5	7.3						
BLOCKS	53	41						
Blocks per game	3.5	2.7						
ATTENDANCE	4052	8379						
Home games-Avg/Game	9-450	4-1814						
Neutral site-Avg/Game	-	2-561						

\* = Conference game

! = Preseason WNIT

### Score by Periods

1st 2nd 3rd 4th OT Totals

UAB	285	279	314	287	5	1170
Opponents	228	267	274	279	13	1061

**2019-20 Marshall Women's Basketball**  
**Marshall Combined Team Statistics (as of Jan 09, 2020)**  
**All games**

<b>RECORD:</b>	<b>OVERALL</b>	<b>HOME</b>	<b>AWAY</b>	<b>NEUTRAL</b>
ALL GAMES	6-8	4-3	2-5	0-0
CONFERENCE	1-2	0-1	1-1	0-0
NON-CONFERENCE	5-6	4-2	1-4	0-0

#	Player	gp-gs	min	avg	Total		3-Point		F-Throw		Rebounds				pf	dq	a	to	blk	stl	pts	avg
					fg-fga	fg%	3fg-fga	3fg%	ft-fa	ft%	off	def	tot	avg								
04	Savannah Wheeler	14-2	371	26.5	52-131	.397	21-70	.300	48-58	.828	7	34	41	2.9	38	1	35	29	2	19	173	12.4
02	Kristen Mayo	14-14	420	30.0	59-156	.378	27-80	.338	17-23	.739	3	37	40	2.9	29	1	32	22	1	15	162	11.6
22	Khadaija Brooks	14-14	378	27.0	52-129	.403	17-52	.327	8-11	.727	27	51	78	5.6	27	0	21	16	12	14	129	9.2
20	Taylor Pearson	14-13	395	28.2	39-94	.415	18-47	.383	19-30	.633	18	64	82	5.9	30	1	22	26	0	11	115	8.2
15	Dazha Congleton	13-8	264	20.3	26-86	.302	6-22	.273	14-37	.378	9	41	50	3.8	25	0	20	30	4	17	72	5.5
10	Ashley Saintigene	13-13	275	21.2	30-71	.423	0-0	.000	10-32	.313	39	37	76	5.8	33	1	4	24	40	10	70	5.4
05	Princess Clemons	14-0	205	14.6	16-50	.320	8-30	.267	10-14	.714	12	36	48	3.4	13	1	21	15	6	9	50	3.6
00	Kia Sivils	13-6	258	19.8	17-42	.405	2-8	.250	7-17	.412	17	14	31	2.4	27	0	19	9	5	14	43	3.3
23	Alexis Johnson	8-0	46	5.8	7-13	.538	1-3	.333	4-8	.500	5	10	15	1.9	8	0	2	3	0	4	19	2.4
32	Paige Shy	12-0	132	11.0	8-38	.211	7-35	.200	4-5	.800	4	27	31	2.6	13	0	3	8	2	3	27	2.3
34	Lorelei Roper	8-0	59	7.4	6-15	.400	0-1	.000	0-5	.000	7	12	19	2.4	7	0	1	9	3	1	12	1.5
21	Brianna Toney	4-0	18	4.5	2-6	.333	0-2	.000	2-2	1.000	0	1	1	0.3	0	0	0	0	1	0	6	1.5
24	Sky Thomas	2-0	4	2.0	0-0	.000	0-0	.000	0-0	.000	0	0	0	0.0	0	0	0	2	1	1	0	0.0
Team											34	36	70					9				
Total.....		14	2825		314-831	.378	107-350	.306	143-242	.591	182	400	582	41.6	250	5	180	202	77	118	878	62.7
Opponents.....		14	2825		306-862	.355	101-326	.310	156-236	.661	199	383	582	41.6	214	-	198	209	49	99	869	62.1

<b>TEAM STATISTICS</b>	<b>MAR</b>	<b>OPP</b>	<b>Date</b>	<b>Opponent</b>	<b>Score</b>	<b>Att.</b>
SCORING	878	869	11/5/19	KENTUCKY CHRISTIAN	W 89-40	733
Points per game	62.7	62.1	11/9/19	NORFOLK STATE	W 75-69	817
Scoring margin	+0.6	-	11/13/19	at Ohio	L 51-67	552
FIELD GOALS-ATT	314-831	306-862	11/19/19	COPPIN STATE	W 60-47	2363
Field goal pct	.378	.355	11/21/19	MORGAN STATE	L 52-57	0
3 POINT FG-ATT	107-350	101-326	11/24/19	at Evansville	Lot 62-66	317
3-point FG pct	.306	.310	11/27/19	ALDERSON BROADDUS	W 85-41	447
3-pt FG made per game	7.6	7.2	12/03/19	at Indiana St.	W 72-60	1232
FREE THROWS-ATT	143-242	156-236	02/7/19	BOWLING GREEN	L 69-82	482
Free throw pct	.591	.661	12/15/19	at Rutgers	L 41-66	1337
F-Throws made per game	10.2	11.1	12/21/19	at Towson	L 56-59	301
REBOUNDS	582	582	* 01/02/20	at Rice	L 43-81	513
Rebounds per game	41.6	41.6	* 01/04/20	at North Texas	W 68-59	1290
Rebounding margin	+0.0	-	* 1/9/20	MIDDLE TENNESSEE	L 55-75	387
ASSISTS	180	198	* - Conference game			
Assists per game	12.9	14.1				
TURNOVERS	202	209				
Turnovers per game	14.4	14.9				
Turnover margin	+0.5	-				
Assist/turnover ratio	0.9	0.9				
STEALS	118	99				
Steals per game	8.4	7.1				
BLOCKS	77	49				
Blocks per game	5.5	3.5				
ATTENDANCE	5229	5542				
Home games-Avg/Game	7-747	7-792				
Neutral site-Avg/Game	-	0-0				

<b>Score by Periods</b>	<b>1st</b>	<b>2nd</b>	<b>3rd</b>	<b>4th</b>	<b>OT</b>	<b>Totals</b>
Marshall	218	209	230	219	2	878
Opponents	208	208	222	225	6	869



**2019-20 Marshall Women's Basketball**  
**Marshall Team Game-by-Game Comparison (as of Jan 09, 2020)**  
**All games**

Opponent	1st	2nd	Score	Mar	Total FG	FG Pct	3-Pointers	3FG Pct	Free Throws	FT Pct	Rebounds	Assist	T/Over	Block	Steal	Fouls
KENTUCKY CHRISTIAN	40/17	49/23	89-40	+49	37-74/16-59	.500/.271	6-15/4-22	.400/.182	9-9/4-5	1000/.800	41/40 +1	17/8	15/33	7/2	24/4	11/11
NORFOLK STATE	47/30	28/39	75-69	+6	27-63/24-68	.429/.353	11-26/9-21	.423/.429	10-15/12-19	.667/.632	46/41 +5	18/16	17/13	8/2	6/7	20/19
Ohio	35/36	16/31	51-67	(16)	21-53/24-65	.396/.369	7-21/12-33	.333/.364	2-9/7-13	.222/.538	41/40 +1	13/18	20/13	5/4	6/13	16/13
COPPIN STATE	28/16	32/31	60-47	+13	20-60/13-58	.333/.224	8-32/3-10	.250/.300	12-23/18-22	.522/.818	50/44 +6	10/7	10/14	11/3	6/6	21/16
MORGAN STATE	26/26	26/31	52-57	(5)	15-47/20-59	.319/.339	8-19/5-24	.421/.208	14-26/12-16	.538/.750	39/37 +2	11/10	19/11	2/2	8/12	18/18
Evansville	25/29	35/31	62-66	(4)	23-62/21-66	.371/.318	9-33/10-34	.273/.294	7-12/14-20	.583/.700	42/45 (3)	15/15	18/15	7/3	9/8	19/13
ALDERSON BROADDUS	36/14	49/27	85-41	+44	32-69/17-68	.464/.250	12-32/3-18	.375/.167	9-12/4-13	.750/.308	56/37 +19	19/14	18/17	10/6	8/9	12/9
Indiana St.	33/29	39/31	72-60	+12	22-51/21-58	.431/.362	5-18/4-17	.278/.235	23-35/14-21	.657/.667	39/39 -	12/12	13/14	3/3	5/8	22/23
BOWLING GREEN	36/43	33/39	69-82	(13)	26-72/29-51	.361/.569	13-38/10-19	.342/.526	4-10/14-19	.400/.737	34/41 (7)	19/23	5/16	4/2	7/2	23/16
Rutgers	13/39	28/27	41-66	(25)	12-52/26-62	.231/.419	7-30/11-32	.233/.344	10-19/3-5	.526/.600	38/43 (5)	7/19	11/11	3/4	9/6	12/14
Towson	33/32	23/27	56-59	(3)	24-62/18-65	.387/.277	4-17/7-23	.235/.304	4-15/16-23	.267/.696	47/46 +1	12/8	13/11	5/9	5/4	21/12
Rice	14/37	29/44	43-81	(38)	15-59/34-66	.254/.515	4-20/7-20	.200/.350	9-14/6-9	.643/.667	32/50 (18)	4/18	15/14	3/4	10/7	12/15
North Texas	32/24	36/35	68-59	+9	22-48/18-57	.458/.316	10-22/4-21	.455/.190	14-18/19-29	.778/.655	39/34 +5	14/10	16/12	2/0	5/7	21/15
MIDDLE TENNESSEE	29/44	26/31	55-75	(20)	18-59/25-60	.305/.417	3-27/12-32	.111/.375	16-25/13-22	.640/.591	38/45 (7)	9/20	12/15	7/5	10/6	22/20

Note: Game totals are displayed in the format TEAM/OPPONENT for each category

## Nov. 5 vs. KCU - W, 89-40

## Nov. 9 vs. Norfolk State - W, 75-69

**Official Basketball Box Score -- Game Totals -- Final Statistics**  
**Kentucky Christian vs Marshall**  
**11/5/19 6 p.m. at Huntington, W.Va. (Cam Henderson Center)****Kentucky Christian 40 • 0-1**

#	Player	Total		3-Ptr		Rebounds			PF	TP	A TO		Blk	Stl	Min
		FG-FGA	FG-FGA	FT-FTA	Off Def Tot	PF	TP	A TO			Blk	Stl			
05	Hope Lafferty	* 0-5	0-2	2-2	0 0 0	0	2	0 3	0	1	22				
10	Anna Keeton	* 6-15	0-5	0-0	1 1 2	3	12	2 4	0	1	26				
14	Savannah Anderson	* 4-8	2-2	1-2	2 7 9	1	11	0 6	1	0	20				
23	Sydney Foster	* 1-6	0-2	0-0	2 1 3	0	2	0 2	0	0	10				
42	Hannah Blakley	* 4-9	2-5	1-1	0 3 3	0	11	1 2	0	0	19				
11	Abby Benson	0-0	0-0	0-0	0 0 0	1	0	0 1	0	0	14				
12	Shelbi Knauer	0-3	0-2	0-0	0 2 2	1	0	0 2	0	0	11				
20	Alyssa Howie	0-0	0-0	0-0	0 2 2	1	0	1 1	0	0	14				
24	Hannah Bear	0-1	0-1	0-0	0 0 0	1	0	0 2	0	0	9				
25	Maggie Miller	0-1	0-1	0-0	0 1 1	0	0	1 1	0	2	8				
31	Tianna Austin	1-9	0-0	0-0	2 4 6	1	2	0 6	0	0	18				
32	Jenna Blakley	0-1	0-1	0-0	1 1 2	0	0	2 1	0	0	18				
44	Lakyn Adkins	0-1	0-1	0-0	0 2 2	2	0	1 1	1	0	11				
Team					5 3 8			1							
Totals		16-59	4-22	4-5	13 27 40	11	40	8 33	2	4	200				

1st - FG %: 3-19 15.8% 2nd: 4-14 28.6% 3rd: 6-11 54.5% 4th: 3-15 20.0% Game: 16-59 27.1% Deadball  
3FG %: 1-8 12.5% 0-4 0.0% 2-3 66.7% 1-7 14.3% 4-22 18.2% Rebounds  
FT %: 0-0 0.0% 2-2 100.0% 1-2 50.0% 1-1 100.0% 4-5 80.0% 0

**Marshall 89 • 1-0**

#	Player	Total		3-Ptr		Rebounds			PF	TP	A TO		Blk	Stl	Min
		FG-FGA	FG-FGA	FT-FTA	Off Def Tot	PF	TP	A TO			Blk	Stl			
00	Kia Sivils	* 3-6	0-1	1-1	2 2 4	1	7	1 1	1	2	22				
02	Kristen Mayo	* 8-13	2-5	1-1	1 2 3	2	19	3 2	0	5	31				
10	Ashley Saintigene	* 1-6	0-0	0-0	3 3 6	3	2	0 2	3	0	23				
20	Taylor Pearson	* 5-8	2-2	0-0	0 4 4	1	12	5 1	0	2	22				
22	Khadajia Brooks	* 5-13	0-3	1-1	2 6 8	0	11	3 2	0	2	26				
04	Savannah Wheeler	6-9	2-3	4-4	0 2 2	0	18	3 2	0	4	20				
05	Princess Clemons	2-4	0-1	0-0	1 3 4	0	4	0 0	1	0	14				
15	Dazha Congleton	4-9	0-0	0-0	1 5 6	2	8	1 2	0	5	23				
21	Brianna Toney	1-2	0-0	0-0	0 1 1	0	2	0 0	1	0	5				
23	Alexis Johnson	2-4	0-0	2-2	0 2 2	2	6	1 1	0	3	11				
24	Sky Thomas	0-0	0-0	0-0	0 0 0	0	0	0 2	1	1	3				
Team					0 1 1										
Totals		37-74	6-15	9-9	10 31 41	11	89	17 15	7	24	200				

1st - FG %: 9-16 56.3% 2nd: 7-16 43.8% 3rd: 10-20 50.0% 4th: 11-22 50.0% Game: 37-74 50.0% Deadball  
3FG %: 5-6 83.3% 0-1 0.0% 1-4 25.0% 0-4 0.0% 6-15 40.0% Rebounds  
FT %: 0-0 0.0% 3-3 100.0% 5-5 100.0% 1-1 100.0% 9-9 100.0% 0

Officials: Jennifer Rezac, Royce Blevins, Maria Gearhart  
Technical fouls: Kentucky Christian-None. Marshall-None.  
Attendance: 733

Score by periods	1st	2nd	3rd	4th	Total
Kentucky Christian	7	10	15	8	40
Marshall	23	17	26	23	89

Points	In	Off	2nd	Fast	Bench
KCUWBB	18	6	10	2	2
MAR	58	39	10	32	38

Last FG - KCUWBB 1 4th-02:00, MAR 4th-01:06.

Largest lead - KCUWBB 1 None, MAR by 49 4th-01:06.

KCUWBB 1 led for 00:00, MAR led for 38:22. Game was tied for 01:38.

Score tied - 0 times.

Lead changed - 0 times.

**Official Basketball Box Score -- Game Totals -- Final Statistics**  
**Norfolk State vs Marshall**  
**11/9/19 1 p.m. at Huntington, W.Va. (Cam Henderson Center)****Norfolk State 69 • 0-2**

#	Player	Total		3-Ptr		Rebounds			PF	TP	A TO		Blk	Stl	Min
		FG-FGA	FG-FGA	FT-FTA	Off Def Tot	PF	TP	A TO			Blk	Stl			
10	JAMES,La'Deja	* 4-11	2-6	1-2	2 3 5	3	11	3 3	0	3	33				
12	HICKS,Chanette	* 6-16	0-1	6-9	2 6 8	4	18	6 1	0	2	39				
15	ECHOLS,Dana	* 1-5	1-3	3-4	0 1 1	3	6	2 2	0	0	22				
25	JONES,Mikaela	* 4-10	0-0	0-2	2 1 3	4	8	1 2	2	0	20				
42	THOMAS,Blair	* 5-12	4-6	2-2	2 7 9	1	16	2 0	0	2	35				
00	PLATT-MORRIS,Cam	0-0	0-0	0-0	0 0 0	0	0	0 1	0	0	2				
11	FRANKLIN,Armani	0-1	0-0	0-0	0 1 1	0	0	0 2	0	0	6				
13	EDMONDS,Ta'Liyah	0-1	0-0	0-0	0 0 0	0	0	0 0	0	0	2				
22	HOWARD,Shekinah	2-7	2-5	0-0	1 0 1	0	6	1 0	0	0	20				
30	DEAS,De'Janaire	2-5	0-0	0-0	2 2 4	4	4	1 2	0	0	21				
Team					7 2 9										
Totals		24-68	9-21	12-19	18 23 41	19	69	16 13	2	7	200				

1st - FG %: 5-15 33.3% 2nd: 6-13 46.2% 3rd: 9-22 40.9% 4th: 4-18 22.2% Game: 24-68 35.3% Deadball  
3FG %: 1-7 14.3% 3-3 100.0% 2-6 33.3% 3-5 60.0% 9-21 42.9% Rebounds  
FT %: 1-7 33.3% 3-4 75.0% 0-0 0.0% 8-12 66.7% 12-19 63.2% 2

**Marshall 75 • 2-0**

#	Player	Total		3-Ptr		Rebounds			PF	TP	A TO		Blk	Stl	Min
		FG-FGA	FG-FGA	FT-FTA	Off Def Tot	PF	TP	A TO			Blk	Stl			
00	Kia Sivils	* 1-4	0-0	0-0	2 1 3	3	2	2 2	1	1	25				
02	Kristen Mayo	* 5-12	3-7	0-0	0 3 3	2	13	7 3	0	1	33				
10	Ashley Saintigene	* 6-9	0-0	0-2	4 4 8	3	12	1 1	4	1	26				
20	Taylor Pearson	* 4-10	2-4	1-1	1 6 7	4	11	2 4	0	1	33				
22	Khadajia Brooks	* 3-8	1-4	1-2	2 7 9	1	8	4 1	3	1	30				
04	Savannah Wheeler	7-9	5-7	0-0	1 2 3	4	19	0 4	0	0	24				
05	Princess Clemons	0-3	0-1	2-2	2 2 4	0	2	2 1	0	0	9				
15	Dazha Congleton	1-7	0-2	6-8	0 3 3	3	8	0 1	0	1	16				
23	Alexis Johnson	0-0	0-0	0-0	0 0 0	0	0	0 0	0	0	0+				
32	Paige Shy	0-1	0-1	0-0	0 0 0	0	0	0 0	0	0	4				
Team					3 3 6										
Totals		27-63	11-26	10-15	15 31 46	20	75	18 17	8	6	200				

1st - FG %: 10-15 66.7% 2nd: 6-21 28.6% 3rd: 5-14 35.7% 4th: 6-13 46.2% Game: 27-63 42.9% Deadball  
3FG %: 3-5 60.0% 4-11 36.4% 2-7 28.6% 2-3 66.7% 11-26 42.3% Rebounds  
FT %: 6-7 85.7% 2-2 100.0% 2-4 50.0% 0-2 0.0% 10-15 66.7% 3

Officials: Felicia Grinter, Rob Gulbeyan, Molly Caldwell  
Technical fouls: Norfolk State-None. Marshall-None.  
Attendance: 817

Score by periods	1st	2nd	3rd	4th	Total
Norfolk State	12	18	20	19	69
Marshall	29	18	14	14	75

## Nov. 13 at Ohio - L, 67-51

## Nov. 19 vs. Coppin State - W, 60-47

**Official Basketball Box Score -- Game Totals -- Final Statistics**  
**Marshall vs Ohio**  
**11/13/19 7:00 pm at****Marshall 51 • 2-1,0-0 C-USA**

#	Player	Total		3-Ptr		Rebounds			PF	TP	A TO		Blk	Stl	Min
		FG-FGA	FG-FGA	FT-FTA	Off Def Tot	PF	TP	A TO			Blk	Stl			
10	Ashley Saintigene	f 3-7	0-0	0-2	3 2 5	2	6	0 3	3	1	23				
20	Taylor Pearson	f 2-2	0-0	0-2	0 6 6	1	4	1 3	0	0	26				
00	Kia Sivils	f 0-2	0-1	0-0	1 2 3	3	0	1 0	0	0	19				
02	Kristen Mayo	f 4-11	2-6	0-0	0 6 6	2	10	4 3	0	0	33				
22	Khadajia Brooks	f 5-12	3-6	0-0	2 4 6	1	13	4 2	0	2	27				
04	Savannah Wheeler	3-11	1-6	2-3	0 1 1	3	9	2 3	0	2	27				
05	Princess Clemons	2-3	1-1	0-0	0 3 3	0	5	0 1	1	1	17				
15	Dazha Congleton	2-4	0-0	0-0	1 4 5	4	4	1 3	0	0	15				
21	Brianna Toney	0-0	0-0	0-0	0 0 0	0	0	0 0	0	0	2				
23	Alexis Johnson	0-0	0-0	0-2	0 1 1	0	0	0 0	0	0	5				
24	Sky Thomas	0-0	0-0	0-0	0 0 0	0	0	0 0	0	0	1				
32	Paige Shy	0-1	0-1	0-0	0 1 1	0	0	0 1	1	0	5				
Team					1 3 4			1							
Totals		21-53	7-21	2-9	8 33 41	16	51	13 20	5	6	200				

1st - FG %: 6-14 42.9% 2nd: 8-13 61.5% 3rd: 6-16 37.5% 4th: 1-10 10.0% Game: 21-53 39.6% Deadball  
3FG %: 2-6 33.3% 4-5 80.0% 1-4 25.0% 0-4 0.0% 7-21 33.3% Rebounds  
FT %: 0-0 0.0% 1-3 33.3% 0-0 0.0% 1-6 16.7% 2-9 22.2% 4

**Ohio 67 • 2-1,0-0 MAC**

		Total		3-Ptr	Rebounds									
#	Player	FG-FGA	FG-FGA	FT-FTA	Off	Def	Tot	PF	TP	A	TO	Blk	Stl	Min
04	Erica Johnson	f 2-10	0-4	2-3	1	4	5	1	6	5	2	2	0	27
41	Gabby Burris	f 3-7	1-3	5-7	4	4	8	1	12	2	1	0	0	28
01	Cierra Hooks	g 4-13	0-1	0-3	2	8	10	4	8	8	4	1	6	33
02	Katie Barker	g 6-12	6-12	0-0	0	0	0	0	18	1	0	0	1	26
03	Amani Burke	g 4-12	4-10	0-0	1	1	2	2	12	0	2	0	1	28
05	Caitlyn Kroll	g 2-7	1-2	0-0	3	2	5	1	5	1	2	0	1	28
11	Peyton Guice	0-0	0-0	0-0	0	1	1	1	0	0	0	0	0	3
20	Abby Garnett	0-0	0-0	0-0	0	2	2	1	0	0	0	0	0	3
21	Deesh Beck	3-3	0-0	0-0	0	3	3	1	6	1	0	1	3	18
22	Maddie Bazelak	0-0	0-0	0-0	0	0	0	1	0	0	2	0	1	3
25	Hunter Rogan	0-1	0-1	0-0	0	0	0	0	0	0	0	0	0	3
Team		2 2		4										
Totals		24-65	12-33	7-13	13	27	40	13	67	18	13	4	13	200

## Nov. 21 vs. Morgan State - L, 57-52

## Nov. 24 at Evansville - L, 66-62 (OT)

Official Basketball Box Score -- Game Totals -- Final Statistics  
Morgan State vs Marshall  
11/21/19 5 p.m. at Huntington, W.Va. (Cam Henderson Center)

## Morgan State 57 • 3-3

#	Player	Total		3-Ptr	Rebounds			PF	TP	A TO Blk Stl					Min
		FG-FGA	FG-FGA		Off	Def	Tot			A	TO	Blk	Stl		
02	CHAVIS,Jihayah	* 2-7	1-3	0-0	0	2	2	2	5	2	4	0	0		26
04	McCALLA,Ashia	* 4-12	2-8	1-2	1	3	4	2	11	1	1	0	2		29
15	MITCHELL,Chelsea	* 3-7	0-2	1-2	0	9	9	3	7	1	1	0	4		34
22	REDD,Dahmye	* 6-10	0-0	7-8	2	3	5	3	19	1	2	0	2		36
33	MORALS,Dezyree	* 2-3	0-0	0-0	0	1	1	4	4	1	0	1	0		13
00	SEARCY,Sydney	1-7	1-5	1-2	3	3	6	2	4	3	3	1	3		19
03	HENSON,Ja'Niah	1-8	1-4	2-2	1	1	2	1	5	1	0	0	1		19
20	DEMEZA,Elaija	0-2	0-0	0-0	1	1	2	0	0	0	0	0	0		10
21	SKRIPKINA,Lana	1-3	0-2	0-0	1	1	2	1	2	0	0	0	0		14
	Team				3	1	4								
Totals		20-59	5-24	12-16	12	25	37	18	57	10	11	2	12		200
1st - FG %:		5-18	27.8%	2nd: 7-18	38.9%	3rd: 3-11	27.3%	4th: 5-12	41.7%	Game: 20-59	33.9%	Deadball			
3FG %:		1-8	12.5%	0-6	0.0%	2-4	50.0%	5-6	83.3%	12-16	75.0%	Rebounds			
FT %:		1-2	50.0%	0-0	0.0%	6-8	75.0%					4			

## Marshall 52 • 3-2

#	Player	Total		3-Ptr	Rebounds			PF	TP	A TO Blk Stl					Min
		FG-FGA	FG-FGA		Off	Def	Tot			A	TO	Blk	Stl		
00	Kia Sivils	* 1-3	0-0	0-0	1	2	3	2	2	2	0	0	4		18
02	Kristen Mayo	* 1-10	0-3	2-2	1	4	5	3	4	2	4	0	1		32
10	Ashley Saintigene	* 1-3	0-0	4-8	4	1	5	5	6	1	2	1	2		17
20	Taylor Pearson	* 3-8	3-6	4-6	2	5	7	1	13	1	1	0	0		38
22	Khadajia Brooks	* 5-10	3-5	0-0	1	2	3	3	13	0	1	0	0		35
04	Savannah Wheeler	3-8	1-3	4-6	1	3	4	1	11	4	2	1	1		28
05	Princess Clemons	0-2	0-1	0-0	0	0	0	2	0	1	3	0	0		10
15	Dazha Congleton	0-2	0-0	0-4	0	3	3	0	0	3	0	0	0		16
32	Paige Shy	1-1	1-1	0-0	0	2	2	1	3	0	1	0	0		6
	Team				2	5	7								
Totals		15-47	8-19	14-26	12	27	39	18	52	11	19	2	8		200
1st - FG %:		4-12	33.3%	2nd: 4-11	36.4%	3rd: 4-12	33.3%	4th: 3-12	25.0%	Game: 15-47	31.9%	Deadball			
3FG %:		3-8	37.5%	3-4	75.0%	1-2	50.0%	1-5	20.0%	8-19	42.1%	Rebounds			
FT %:		3-4	75.0%	1-2	50.0%	4-8	50.0%	6-12	50.0%	14-26	53.8%	7			

Officials: Angie Enlund, Molly Caldwell, Timothy Bryant  
Technical fouls: Morgan State-SEARCY,Sydney. Marshall-None.  
Attendance: 5343

Score by periods	1st	2nd	3rd	4th	Total
Morgan State	12	14	14	17	57
Marshall	14	12	13	13	52

Official Basketball Box Score -- Game Totals -- Final Statistics  
Marshall vs Evansville  
11/24/19 1:00 pm at

## Marshall 62 • 3-3,0-0 C-USA

#	Player	Total		3-Ptr	Rebounds			PF	TP	A TO Blk Stl					Min
		FG-FGA	FG-FGA		Off	Def	Tot			A	TO	Blk	Stl		
10	Ashley Saintigene	f 1-3	0-0	0-0	3	3	6	1	2	0	2	3	0		16
00	Kia Sivils	0-4	0-2	1-2	0	0	0	2	1	5	2	2	0		23
02	Kristen Mayo	5-12	4-8	0-0	0	4	4	3	14	1	2	0	0		38
15	Dazha Congleton	2-6	1-3	0-4	0	4	4	2	5	3	2	0	2		22
22	Khadajia Brooks	7-14	1-5	0-0	2	0	2	4	15	0	2	2	0		34
04	Savannah Wheeler	4-9	2-7	2-2	0	2	2	4	12	4	4	0	5		32
05	Princess Clemons	1-3	0-2	4-4	4	2	6	1	6	2	1	0	0		18
20	Taylor Pearson	3-10	1-5	0-0	1	6	7	1	7	0	2	0	2		35
32	Paige Shy	0-1	0-1	0-0	0	2	2	1	0	0	0	0	0		7
	Team				3	6	9								
Totals		23-62	9-33	7-12	13	29	42	19	62	15	18	7	9		225
1st - FG %:		7-13	53.8%	2nd: 2-10	20.0%	3rd: 8-16	50.0%	4th: 5-15	33.3%	Game: 23-62	37.1%	Deadball			
3FG %:		3-6	50.0%	1-7	14.3%	1-7	14.3%	9-33	27.3%	7-12	58.3%	Rebounds			
FT %:		1-2	50.0%	2-4	50.0%	2-2	100.0%	2-4	50.0%						

## Evansville 66 • 2-4,0-0 MVC

#	Player	Total		3-Ptr	Rebounds			PF	TP	A TO Blk Stl					Min
		FG-FGA	FG-FGA		Off	Def	Tot			A	TO	Blk	Stl		
05	Jada Poland	f 7-11	3-4	2-2	4	4	8	2	19	1	0	0	0		29
14	Abby Feit	f 7-13	2-6	1-2	3	6	9	1	17	3	3	2	1		45
01	Anna Newman	0-3	0-1	0-0	0	3	3	2	0	2	4	0	2		18
10	Felicia Bostrom	2-7	2-6	0-0	2	5	7	4	6	2	3	0	0		39
21	A'Niah Griffin	3-18	2-11	8-10	1	1	2	0	16	1	0	0	2		30
02	Nataya Partee	1-3	0-0	0-0	2	2	4	2	2	0	1	0	0		9
04	Makayla Wallace	0-6	0-3	0-4	0	2	2	1	3	5	1	1	3		33
22	Jossie Hudson	0-2	0-1	0-2	1	1	2	1	0	1	1	0	0		18
34	Alexis Thomas	1-3	1-2	0-0	1	2	3	0	3	0	0	0	0		4
	Team				2	3	5								
Totals		21-66	10-34	14-20	16	29	45	13	66	15	15	3	8		225
1st - FG %:		4-14	28.6%	2nd: 5-18	27.8%	3rd: 6-17	35.3%	4th: 5-12	41.7%	Game: 21-66	31.8%	Deadball			
3FG %:		2-8	25.0%	3-10	30.0%	4-9	44.4%	1-5	20.0%	10-34	29.4%	Rebounds			
FT %:		3-4	75.0%	3-6	50.0%	1-2	50.0%	3-4	75.0%	14-20	70.0%	5			

Officials: Xiomara Cruz,Adam Rider,Ryan Durham  
Technical fouls: Marshall-None. Evansville-None.  
Attendance: 317  
2019-20 Women's Basketball. Round: 0. Evansville vs Marshall. Played at Meeks

Score by periods	1st	2nd	3rd	4th	OT	Total
Marshall	18	7	22	13	2	62
Evansville	13	16	17	14	6	66

## Nov. 27 vs. Alderson Broaddus - W, 85-41

## Dec. 3 at Indiana State - W, 72-60

Official Basketball Box Score -- Game Totals -- Final Statistics  
Alderson Broaddus vs Marshall  
11/27/19 6 p.m. at Huntington, W.Va. (Cam Henderson Center)

## Alderson Broaddus 41 • 1-3

#	Player	Total		3-Ptr	Rebounds			PF	TP	A TO Blk Stl					Min
		FG-FGA	FG-FGA		Off	Def	Tot			A	TO	Blk	Stl		
03	Shay Harper	* 0-6	0-2	0-0	1	1	2	0	0	2	2	0	2		24
05	Madeline Moyer	* 2-12	2-9	0-0	2	1	3	1	6	0	1	1	0		30
14	Yolanda Florido	* 2-12	0-2	2-3	2	3	5	1	6	2	3	0	2		29
24	Jeana Weatherspoon	* 4-8	0-1	0-0	3	0	3	1	8	0	2	0	3		17
32	Hannah Henderson	* 4-14	0-1	2-4	4	5	9	2	10	3	3	2	1		33
01	Toni Donaldson	0-0	0-0	0-0	0	1	1	0	0	0	1	0	0		3
02	Kristy Galea	0-1	0-0	0-2	2	0	2	0	0	1	4	0	0		11
04	Mara Jimenez Montes	3-5	0-0	0-0	2	3	5	3	6	2	1	3	1		21
10	Simone Smith	1-3	1-1	0-2	0	0	0	0	3	1	0	0	0		11
11	Ta'Shara Jefferies	0-4	0-2	0-0	0	2	2	1	0	3	0	0	0		17
20	Celeste Walters	1-3	0-0	0-2	1	0	1	0	2	0	0	0	0		4
	Team				0	4	4								
Totals		17-68	3-18	4-13	17	20	37	9	41	14	17	6	9		200
1st - FG %:		1-11	9.1%	2nd: 5-18	27.8%	3rd: 4-21	19.0%	4th: 7-18	38.9%	Game: 17-68	25.0%	Deadball			
3FG %:		0-4	0.0%	2-6	33.3%	0-4	0.0%	1-4	25.0%	4-13	30.8%	Rebounds			
FT %:		0-2	0.0%	0-0	0.0%	1-4	25.0%	3-7	42.9%						

## Marshall 85 • 4-3

#	Player	Total		3-Ptr	Rebounds			PF	TP	A TO Blk Stl					Min
		FG-FGA	FG-FGA		Off	Def	Tot			A	TO	Blk	Stl		
02	Kristen Mayo	* 2-8	0-3	2-2	0	2	2	1	6	2	1	0	1		20
10	Ashley Saintigene	* 3-6	0-0	0-0	3	4	7	1	6	0	1	5	1		21
15	Dazha Congleton	* 4-8	1-3	0-0	0	6	6	1	9	3	4	0	2		23
20	Taylor Pearson	* 4-7	3-5	0-0	2	3	5	1	11	2	2	0	0		23
22	Khadajia Brooks	* 1-4	0-2	0-0	2	4	6	0	2	1	0	0	1		13
04	Savannah Wheeler	5-10	3-5	0-0	3	1	4	1	13	6	0	1	2		23
05	Princess Clemons	3-5	2-4	0-0	1	2	3	0	8	4	0	1	0		20

## Dec. 7 vs. Bowling Green - L, 82-69

## Dec. 15 at Rutgers - L, 66-41

**Official Basketball Box Score -- Game Totals -- Final Statistics**  
**Bowling Green vs Marshall**  
**12/7/19 1 p.m. at Huntington, W.Va. (Cam Henderson Center)****Bowling Green 82 • 5-3**

#	Player	Total		3-Ptr		Rebounds			PF	TP	A TO Blk Stl					Min
		FG-FGA	FG-FGA	FT-FTA	Off Def Tot	PF	TP	A TO Blk Stl								
04	Parker,Madisen	* 4-6	4-5	4-4	0 3 3	2	16	0 1 0 0	0	29						
11	Hill,Mari	* 3-6	1-3	5-6	0 5 5	1	12	8 1 0 0	2	38						
23	Thompson,Caterion	* 4-8	2-4	0-2	1 4 5	4	10	5 6 0 0	0	31						
35	Hempfling,Kadie	* 4-7	1-3	2-2	2 10 12	3	11	2 3 0 0	0	35						
55	Perry,Angela	* 11-13	1-1	2-3	2 6 8	1	25	4 3 2 0	0	35						
02	Trice,Olivia	0-1	0-0	0-0	0 0 0	1	0	0 0 0 0	0	4						
05	Brett,Elissa	3-8	1-2	1-2	2 3 5	3	8	4 2 0 0	0	17						
14	Hall,Kaillie	0-0	0-0	0-0	0 0 0	0	0	0 0 0 0	0	2						
21	McMillen,Morgan	0-1	0-1	0-0	0 0 0	0	0	0 0 0 0	0	6						
24	Uecker,Jane	0-1	0-0	0-0	0 1 1	1	0	0 0 0 0	0	3						
	Team				0 2 2											
	Totals	29-51	10-19	14-19	7 34 41	16	82	23 16 2 2	2	200						
1st - FG %:		8-17	47.1%	2nd: 7-14	50.0%	3rd: 8-11	72.7%	4th: 6-9	66.7%	Game: 29-51	56.9%	Deadball				
3FG %:		2-5	40.0%	5-8	62.5%	1-3	33.3%	2-3	66.7%	10-19	52.6%	Rebounds				
FT %:		2-3	66.7%	4-4	100.0%	1-4	25.0%	7-8	87.5%	14-19	73.7%	1				

**Marshall 69 • 5-4**

#	Player	Total		3-Ptr		Rebounds			PF	TP	A TO Blk Stl					Min
		FG-FGA	FG-FGA	FT-FTA	Off Def Tot	PF	TP	A TO Blk Stl								
02	Kristen Mayo	* 8-14	5-10	0-0	1 1 2	5	21	3 0 0 1	0	30						
10	Ashley Saintigene	* 1-2	0-0	1-2	3 1 4	2	3	0 1 3 0	0	23						
15	Dazha Congleton	* 3-8	2-5	1-4	2 0 2	4	9	0 2 0 0	0	25						
20	Taylor Pearson	* 2-9	1-6	0-0	1 4 5	5	5	1 1 0 1	0	23						
22	Khadajia Brooks	* 5-14	3-4	2-2	5 6 11	3	15	4 1 1 2	0	32						
00	Kia Sivils	1-2	0-0	0-2	0 0 0	2	2	2 0 0 1	0	10						
04	Savannah Wheeler	5-13	1-7	0-0	0 2 2	1	11	7 0 0 0	0	27						
05	Princess Clemons	0-5	0-3	0-0	0 0 0	0	0	2 0 0 2	0	10						
32	Paige Shy	1-4	1-3	0-0	0 3 3	1	3	0 0 0 0	0	15						
34	Lorelei Roper	0-1	0-0	0-0	1 0 1	0	0	0 0 0 0	0	5						
	Team				2 2 4											
	Totals	26-72	13-38	4-10	15 19 34	23	69	19 5 4 7	0	200						
1st - FG %:		6-17	35.3%	2nd: 8-18	44.4%	3rd: 6-18	33.3%	4th: 6-19	31.6%	Game: 26-72	36.1%	Deadball				
3FG %:		2-8	25.0%	5-9	55.6%	3-11	27.3%	3-10	30.0%	13-38	34.2%	Rebounds				
FT %:		1-4	25.0%	0-2	0.0%	1-2	50.0%	2-2	100.0%	4-10	40.0%	3				

Officials: Kevin Pethel, Jennifer Rezac, Brad Maxey  
Technical fouls: Bowling Green-None. Marshall-None.  
Attendance: 482

Score by periods	1st	2nd	3rd	4th	Total
Bowling Green	20	23	18	21	82
Marshall	15	21	16	17	69

Points	In	Off	2nd	Fast	Bench
BGSU	35	6	8	5	8
MAR	14	15	7	0	16

Last FG - BGSU 4th-03:33, MAR 4th-00:31.  
Largest lead - BGSU by 14 4th-01:58, MAR None.  
BGSU led for 37:39. MAR led for 00:00. Game was tied for 00:04.

Score tied - 4 times.  
Lead changed - 0 times.

## Dec. 21 at Towson - L, 59-56

**Official Basketball Box Score -- Game Totals -- Final Statistics**  
**Marshall vs Towson**  
**12/21/19 2:00 pm at****Marshall 56 • 5-6,0-0 C-USA**

#	Player	Total		3-Ptr		Rebounds			PF	TP	A TO Blk Stl					Min
		FG-FGA	FG-FGA	FT-FTA	Off Def Tot	PF	TP	A TO Blk Stl								
10	Ashley Saintigene	f 4-6	0-0	2-6	2 2 4	4	10	0 2 2 0	0	19						
20	Taylor Pearson	f 2-4	0-0	0-0	1 4 5	3	4	3 0 0 1	0	29						
02	Kristen Mayo	g 5-13	1-6	0-0	0 4 4	3	11	0 1 0 1	0	28						
15	Dazha Congleton	g 2-11	0-1	0-4	2 6 8	3	4	3 2 1 1	0	28						
22	Khadajia Brooks	g 7-13	1-3	0-0	3 6 9	1	15	1 2 1 1	0	34						
00	Kia Sivils	0-0	0-0	0-2	2 2 4	1	0	2 0 0 1	0	16						
04	Savannah Wheeler	2-11	0-3	2-3	0 0 0	4	6	2 3 0 0	0	25						
05	Princess Clemons	2-2	2-2	0-0	0 3 3	1	6	0 1 1 0	0	12						
32	Paige Shy	0-2	0-2	0-0	0 2 2	1	0	1 2 0 0	0	8						
34	Lorelei Roper	0-0	0-0	0-0	0 1 1	0	0	0 0 0 0	0	1						
	Team				4 3 7											
	Totals	24-62	4-17	4-15	14 33 47	21	56	12 13 5 5	0	200						
1st - FG %:		10-17	58.8%	2nd: 4-16	25.0%	3rd: 5-15	33.3%	4th: 5-14	35.7%	Game: 24-62	38.7%	Deadball				
3FG %:		1-3	33.3%	1-6	16.7%	2-6	33.3%	0-2	0.0%	4-17	23.5%	Rebounds				
FT %:		0-2	0.0%	3-9	33.3%	1-2	50.0%	0-2	0.0%	4-15	26.7%	6				

**Towson 59 • 4-6,0-0 CAA**

#	Player	Total		3-Ptr		Rebounds			PF	TP	A TO Blk Stl					Min
		FG-FGA	FG-FGA	FT-FTA	Off Def Tot	PF	TP	A TO Blk Stl								
01	Nukiya Mayo	f 8-23	3-7	2-2	2 6 8	1	21	1 1 2 0	0	39						
24	Tess Borgosz	f 0-3	0-0	0-0	3 1 4	1	0	0 2 0 0	0	6						
11	Qiera Murray	g 3-9	0-1	7-11	1 5 6	1	13	7 1 0 2	0	39						
21	Kionna Jeter	g 4-15	3-10	4-4	2 5 7	3	15	0 4 0 2	0	35						
32	Ryan Holder	g 0-4	0-1	1-2	1 3 4	2	1	0 1 5 0	0	33						
03	Maggie Sharp	0-2	0-2	0-0	0 0 0	0	0	0 1 0 0	0	3						
13	Wiebke Schwartau	0-0	0-0	0-0	1 0 1	0	0	0 0 0 0	0	3						
20	Myka Johnson-Matthew	2-5	1-2	0-0	1 1 2	1	5	0 1 0 0	0	25						
22	LaKaitlin Wright	0-3	0-0	2-4	1 4 5	3	2	0 0 2 0	0	10						
23	Shavonne Smith	1-1	0-0	0-0	1 0 1	0	2	0 0 0 0	0	7						
	Team				4 4 8											
	Totals	18-65	7-23	16-23	17 29 46	12	59	8 11 9 4	0	200						
1st - FG %:		4-20	20.0%	2nd: 7-14	50.0%	3rd: 3-14	21.4%	4th: 4-17	23.5%	Game: 18-65	27.7%	Deadball				
3FG %:		1-6	16.7%	4-8	50.0%	0-5	0.0%	2-4	50.0%	7-23	30.4%	Rebounds				
FT %:		3-4	75.0%	2-5	40.0%	8-10	80.0%	3-4	75.0%	16-23	69.6%	4				

Officials: Warren Harding Jr., Angel Stanton,Kathy Lonergan  
Technical fouls: Marshall-None. Towson-None.  
Attendance: 301  
2019-20 Women's Basketball. Round: 0. Marshall vs Towson. Played at SECU Arena

Score by periods	1st	2nd	3rd	4th	Total
Marshall	21	12	13	10	56
Towson	12	20	14	13	59

Last FG - MAR 4th-00:26, TOWSON 4th-00:03.  
Largest lead - MAR by 11 2nd-06:02, TOWSON by 3 4th-00:03.  
MAR led for 31:51. TOWSON led for 03:43. Game was tied for 04:26.

Score tied - 9 times.  
Lead changed - 13 times.

**Official Basketball Box Score -- Game Totals -- Final Statistics**  
**Marshall vs Rutgers**  
**12/15/19 2:00 pm at****Marshall 41 • 5-5,0-0 C-USA**

#	Player	Total		3-Ptr		Rebounds			PF	TP						Min
		FG-FGA	FG-FGA	FT-FTA	Off	Def	Tot	A			TO	Blk	Stl			
10	Ashley Saintigene	f	0-3	0-0	0-2	3	1	4	2	0	1	0	2	0	24	
20	Taylor Pearson	f	1-7	0-3	2-5	1	2	3	0	4	1	2	0	0	17	
02	Kristen Mayo	g	2-8	2-5	0-0	0	2	2	1	6	1	2	0	0	22	
15	Dazha Congleton	g	0-6	0-2	0-0	1	2	3	0	0	1	1	0	2	16	
22	Khadajia Brooks	g	1-6	0-3	0-0	1	1	2	1	2	0	1	0	2	24	
00	Kia Sivils		0-1	0-1	2-4	1	2	3	1	2	0	0	0	2	23	
04	Savannah Wheeler		4-7	2-4	5-6	0	3	3	4	15	0	2	0	0	22	
05	Princess Clemons		1-2	1-2	1-2	2	5	7	0	4	3	1	0	1	20	
23	Alexis Johnson		1-2	0-1	0-0	0	0	0	1	2	0	0	0	1	5	
32	Paige Shy		2-9	2-9	0-0	0	1	1	0	6	0	0	0	0	16	
34	Lorelei Roper		0-1	0-0	0-0	0	2	2	2	0	0	0	1	0	11	
	Team					5	3	8				2				
	Totals		12-52	7-30	10-19	14	24	38	12	41	7	11	3	9	200	
1st - FG %:		1-13	7.7%	2nd: 3-16	18.8%	3rd: 3-12	25.0%	4th: 5-11	45.5%	Game: 12-52	23.1%	Deadball				
3FG %:		0-6	0.0%	3-9	33.3%	2-7	28.6%	3-8	37.5%	7-30	23.3%	Rebounds				
FT %:		0-2	0.0%	2-5	40.0%	3-4	75.0%	5-8	62.5%	10-52	19.2%					



# Jan. 4 at North Texas - W, 68-59

# Jan. 9 vs. Middle Tennessee - L, 75-55

## Official Basketball Box Score -- Game Totals -- Final Statistics Marshall vs North Texas 01/04/20 3:00 pm at

### Marshall 68 • 6-7,1-1 C-USA

#	Player	Total		3-Ptr		Rebounds			PF	TP	A TO Blk Stl				Min
		FG	FGA	FG	FGA	Off	Def	Tot			A	TO	Blk	Stl	
20	Taylor Pearson	f	0-2	0-1	2-2	0	9	9	4	2	0	4	0	1	36
02	Kristen Mayo	g	6-14	3-6	3-6	0	5	5	2	18	4	2	0	2	32
04	Savannah Wheeler	g	3-8	2-5	9-10	0	6	6	4	17	2	3	0	1	34
15	Dazha Congleton	g	0-2	0-0	0-0	1	1	2	2	0	3	1	0	0	9
22	Khadaijia Brooks	g	4-9	1-3	0-0	2	3	5	2	9	1	2	2	0	29
00	Kia Sivils	g	7-7	2-2	0-0	1	0	1	4	16	1	1	0	0	29
05	Princess Clemons	g	1-3	1-3	0-0	0	5	5	1	3	2	2	0	1	16
32	Paige Shy	g	1-2	1-2	0-0	0	2	2	1	3	1	0	0	0	12
34	Lorelei Roper	g	0-1	0-0	0-0	1	0	1	1	0	0	0	0	0	3
Team						2	1	3			1				
Totals			22-48	10-22	14-18	7	32	39	21	68	14	16	2	5	200

1st - FG %:	4-13	30.8%	2nd: 6-13	46.2%	3rd: 8-13	61.5%	4th: 4-9	44.4%	Game: 22-48	45.8%	Deadball	
3FG %:	3-8	37.5%	3-7	42.9%	2-3	66.7%	2-4	50.0%	10-22	45.5%	Rebounds	
FT %:	2-2	100.0%	4-4	100.0%	2-4	50.0%	6-8	75.0%	14-18	77.8%	5	

### North Texas 59 • 7-7,1-1 C-USA

#	Player	Total		3-Ptr		Rebounds			PF	TP	A TO Blk Stl				Min
		FG	FGA	FG	FGA	Off	Def	Tot			A	TO	Blk	Stl	
11	Charlene Shepherd	f	8-17	1-3	6-9	4	5	9	4	23	1	2	0	1	35
12	Destinee McDowell	f	3-7	0-0	0-0	1	5	6	2	6	3	2	0	1	28
01	Callie Owens	g	1-7	0-4	7-9	0	2	2	2	9	1	1	0	2	28
04	Jazion Jackson	g	0-3	0-1	3-6	0	2	2	0	3	2	3	0	0	21
10	Trena Mims	g	0-4	0-0	2-2	0	0	0	1	2	0	0	0	1	22
02	Summer Jones	g	3-9	2-8	0-0	0	2	2	1	8	2	1	0	0	30
03	N'Yah Boyd	g	1-3	1-2	0-0	2	2	4	2	3	1	2	0	0	22
23	Randi Thompson	g	2-7	0-3	1-3	0	1	1	3	5	0	1	0	2	14
Team						6	2	8							
Totals			18-57	4-21	19-29	13	21	34	15	59	10	12	0	7	200

1st - FG %:	4-16	25.0%	2nd: 2-12	16.7%	3rd: 5-12	41.7%	4th: 7-17	41.2%	Game: 18-57	31.6%	Deadball	
3FG %:	2-6	33.3%	1-6	16.7%	0-3	0.0%	1-6	16.7%	4-21	19.0%	Rebounds	
FT %:	2-2	100.0%	7-8	87.5%	6-10	60.0%	4-9	44.4%	19-29	65.5%	4	

Officials: Natasha Curry,Marcus Clayton,Bill Larence  
Technical fouls: Marshall-None. North Texas-None.  
Attendance: 1290  
2019-20 Women's Basketball. Round: 0. Marshall vs North Texas. Played at Super

Score by periods	1st	2nd	3rd	4th	Total	Points	In	Off	2nd	Fast
Marshall	13	19	20	16	68	Point	18	7	5	13
North Texas	12	12	16	19	59	Point	24	15	15	10

Last FG - MAR 4th-00:50, UNT 4th-02:49.  
Largest lead - MAR by 19 3rd-05:24, UNT by 4 2nd-08:12.  
MAR led for 27:24. UNT led for 06:20. Game was tied for 06:16.  
Score tied - 3 times.  
Lead changed - 4 times.

## Official Basketball Box Score -- Game Totals -- Final Statistics Middle Tennessee vs Marshall 1/9/20 6 p.m. at Huntington, W.Va. (Cam Henderson Center)

### Middle Tennessee 75 • 10-5, 2-1 C-USA

#	Player	Total		3-Ptr		Rebounds			PF	TP	A TO Blk Stl				Min
		FG	FGA	FG	FGA	Off	Def	Tot			A	TO	Blk	Stl	
01	Anastasia Hayes	*	6-15	1-3	4-7	0	11	11	2	17	10	5	0	0	36
02	Taylor Sutton	*	5-14	4-12	0-1	2	6	8	3	14	4	3	0	1	37
11	Aislynn Hayes	*	5-12	3-9	2-4	0	2	2	4	15	2	0	0	1	31
33	Courtney Whitson	*	2-7	0-2	0-0	1	3	4	2	4	1	1	2	1	30
35	Charity Savage	*	6-7	4-5	4-5	3	7	10	4	20	2	3	0	0	27
03	Taylor Lewis	*	0-1	0-0	0-0	1	0	1	3	0	0	1	2	1	5
05	Kiya Turner	*	0-0	0-0	2-4	0	0	0	1	2	0	0	0	0	9
23	Alexis Whittington	*	1-4	0-1	1-1	2	1	3	1	3	1	1	1	2	21
24	Amanda Whittington	*	0-0	0-0	0-0	0	0	0	0	0	0	0	0	0	4
Team						2	4	6			1				
Totals			25-60	12-32	13-22	11	34	45	20	75	20	15	5	6	200

1st - FG %:	8-21	38.1%	2nd: 8-15	53.3%	3rd: 7-12	58.3%	4th: 2-12	16.7%	Game: 25-60	41.7%	Deadball	
3FG %:	4-10	40.0%	4-8	50.0%	3-7	42.9%	1-7	14.3%	12-32	37.5%	Rebounds	
FT %:	3-5	60.0%	1-1	100.0%	2-5	40.0%	7-11	63.6%	13-22	59.1%	5	

### Marshall 55 • 6-8, 1-2 C-USA

#	Player	Total		3-Ptr		Rebounds			PF	TP	A TO Blk Stl				Min
		FG	FGA	FG	FGA	Off	Def	Tot			A	TO	Blk	Stl	
02	Kristen Mayo	*	4-11	2-6	1-2	0	0	0	1	11	1	0	0	0	32
04	Savannah Wheeler	*	3-14	0-8	8-10	1	5	6	5	14	0	2	0	2	33
10	Ashley Saintigene	*	1-5	0-0	2-3	3	6	9	2	4	1	3	4	0	18
20	Taylor Pearson	*	3-5	1-3	1-1	1	4	5	2	8	3	3	0	1	28
22	Khadaijia Brooks	*	1-5	0-3	3-4	1	3	4	3	5	2	1	1	2	23
00	Kia Sivils	*	1-5	0-1	0-0	0	1	1	4	2	0	0	1	2	25
05	Princess Clemons	*	2-6	0-2	1-3	0	2	2	0	5	1	1	1	2	16
23	Alexis Johnson	*	1-1	0-0	0-0	1	2	3	2	2	0	0	0	0	4
32	Paige Shy	*	1-6	0-4	0-0	2	1	3	2	2	1	1	0	1	16
34	Lorelei Roper	*	1-1	0-0	0-2	0	1	1	1	2	0	1	0	0	5
Team						1	3	4							
Totals			18-59	3-27	16-25	10	28	38	22	55	9	12	7	10	200

1st - FG %:	4-15	26.7%	2nd: 5-16	31.3%	3rd: 3-13	23.1%	4th: 6-15	40.0%	Game: 18-59	30.5%	Deadball	
3FG %:	1-7	14.3%	2-11	18.2%	0-5	0.0%	0-4	0.0%	3-27	11.1%	Rebounds	
FT %:	3-3	100.0%	5-7	71.4%	7-10	70.0%	1-5	20.0%	16-25	64.0%	6	

Officials: Chris Saucedo, Molly Caldwell, Josh Howell  
Technical fouls: Middle Tennessee-None. Marshall-None.  
Attendance: 387

Score by periods	1st	2nd	3rd	4th	Total	Points	In	Off	2nd	Fast
Middle Tennessee	23	21	19	12	75	Point	26	12	11	2
Marshall	12	17	13	13	55	Point	22	13	12	4

Last FG - MT 4th-05:29, MAR 4th-01:29.  
Largest lead - MT by 25 3rd-03:19, MAR by 2 1st-07:42.  
MT led for 35:06, MAR led for 01:13. Game was tied for 03:41.  
Score tied - 2 times.  
Lead changed - 3 times.

## 2019-20 TRENDS

Home	4-3
Away	2-5
Neutral	0-0
Leading at half	6-1
Trailing at half	0-6
Tied at half	0-1
Overtime game	0-1
C-USA Home Game	0-1
C-USA Road Game	1-1
C-USA Tournament	0-0
Non- C-USA Home Game	4-2
Non- C-USA Road Game	1-4
Non- C-USA Neutral Game	0-0
vs. Ranked Opponents	0-0
vs. Unranked Opponents	6-8
Leading-5 min. left	5-1
Trailing-5 min. left	1-7
Score tied-5 min. left	0-0
Herd outrebounds opp.	5-3
Herd outrebounded by opp.	0-5
Team rebounds are even	1-0
Herd scores more points in paint	3-3
Opp. scores more points in paint	2-4
Points in paint is even	1-1
Herd shoots 50% from floor	1-0
Herd shoots <50% from floor	5-8
Opp. shoots 50% from floor	0-2
Opp. shoots <50% from floor	6-6
Herd makes more FTs	3-4
Opp. makes more FTs	3-4
FTs are even	0-0
Herd has more TOs	3-5
Opp. has more TOs	3-2
TOs are even	0-1
Herd scores 60 points or less	1-7
Herd scores 61-69 points	1-2
Herd scores 70-79 points	2-0
Herd scores 80-89 points	2-0
Herd scores 90 points or more	0-0
Opp. scores 60 points or less	5-2
Opp. scores 61-69 points	1-3
Opp. scores 70-79 points	0-1
Opp. scores 80-89 points	0-2
Opp. scores 90 points or more	0-0
Two or less score 10+	0-4
Three or more score 10+	6-4
On Monday	0-0
On Tuesday	3-0
On Wednesday	1-1
On Thursday	0-3
On Friday	0-0
On Saturday	1-3
On Sunday	1-1
In November	4-3
In December	1-3
In January	1-2
In February	0-0
In March	0-0
Game decided by 5 pts or less	0-3
Game decided by 6-10 pts	2-0
Game decided by 11-20 pts	2-3
Game decided by 21 pts or more	2-2

## THE LAST TIME...

Scored 100 Points.....	vs. Kentucky Christian, 12/18/17 (W, 111-38)
Allowed 100 Points.....	at Morehead State, 11/13/15 (W, 104-101)
Scored 41-50 Points.....	43 at Rice, 1/2/20 (L, 81-43)
Scored 40 or Fewer Points .....	39 at No. 22 Kentucky, 11/26/17 (L, 69-39)
Allowed 40 or Fewer Points .....	40, vs. Kentucky Christian, 11/5/19 (W, 89-40)
Scored 50 Points in a Half.....	53, 2nd Half at FIU, 1/9/19 (W, 86-58)
Allowed 50 Points in a Half .....	56, 1st H at Bowling Green, 11/13/18 (L, 99-76)
Scored 20 or Fewer Points in a Half.....	14, 1st H at Rice, 1/2/20 (L, 81-43)
Allowed 16-20 Points in a Half.....	2x in 2019-20, last - 16, 1st H vs. Coppin State, 11/19/19
Allowed 15 or Fewer Points in a Half.....	14, 1st H vs. Alderson Broadus, 11/27/19 (W, 85-41)
Scored 30+ Points in Quarter.....	31, 3rd Q at FIU, 1/19/19 (W, 86-58)
Allowed 30+ Points in Quarter .....	30, 4th Q at Appalachian State, 3/25/19 (L, 83-71)
Scored 10 or Fewer Points in Quarter.....	6x in 2019-20, last - 3, 2nd Q at Rice, 1/2/20 (L, 81-43)
Allowed 10 or Fewer Points in Quarter .....	6x in 2019-20, last - 10 2nd Q at Indiana St., 12/3/19 (W, 72-60)
Made 40+ Field Goals .....	46 vs. Kentucky Christian, 12/18/17 (W, 111-38)
Allowed 40+ Field Goals .....	41, at Charlotte, 1/7/17 (L, 93-77)
Shot 60% From the Field.....	62.5% (55-88) vs. Maine Fort Kent, 12/20/16 (W, 136-62)
Allowed 60% From the Field .....	68.7% (32-of-47) by Rice, 2/9/19 (L, 79-67)
Shot 85-89% From the Foul Line*.....	86.7% (11-of-13) vs. LA Tech, 1/24/19 (W, 90-88 3OT)
Shot 90-99% From the Foul Line*.....	91.7% (11-of-12) at MTSU, 2/16/19 (W, 59-53)
Shot 100% From the Foul Line *.....	9-of-9 vs. Kentucky Christian, 11/5/19 (W, 89-40)
Opponent Shot <20% From Field.....	19.3%, vs. Bluefield College, 12/11/16 (W, 77-35)
Made 10-14 3-Pointers .....	4x in 2019-20, last - 10 at North Texas, 1/4/20 (W, 68-59)
Made 15+ 3-Pointers .....	\$18 vs. FIU, 3/7/19 (W, 87-42)
Shot 50% From Three.....	16-of-32 (50%) vs. Coppin State, 12/1/18 (W, 88-67)
Allowed 10+ 3-Pointers .....	5x in 2019-20, last - 12 vs. MT, 1/9/20 (L, 75-55)
Did Not Make a 3-Point FG.....	vs. George Washington, 12/2/10 (W, 64-61 2OT)
Did Not Attempt a 3-Point FG .....	vs. Wright State, 12/19/06 (W, 62-54)
Played an Overtime Game .....	at Evansville, 11/24/19 (L, 66-62 OT)
Won an Overtime Game .....	at UTSA, 2/2/19 (W, 79-72 OT)
Played a Ranked Team .....	at No. 22 Kentucky, 11/26/17 (L, 69-39)
Had 40-49 Rebounds .....	5x in 2019-20, last - 47 at Towson, 12/21/19 (L, 59-56)
Had 50-59 Rebounds .....	2x in 2019-20, last vs. Alderson Broadus, 11/27/19 (W, 85-41)
Had 60+ Rebounds.....	63 vs. Evansville, 11/29/18 (W, 72-65 OT)
Had Fewer than 30 Rebounds .....	25 at MTSU, 2/16/19 (W, 59-53)
Allowed 50 Rebounds.....	50 vs. Rice, 1/2/20 (L, 81-43)
Allowed Fewer Than 25 Rebounds.....	17 vs. Kentucky Christian, 12/18/17 (W, 111-38)
Had 20 Assists.....	21 vs. LA Tech, 1/24/19 (W, 90-88 3OT)
Had 10 or Fewer Turnovers.....	2x in 2019-20, last - 5 vs. Bowling Green, 12/7/19 (L, 82-69)
Had 25 or More Turnovers.....	27 at Clemson, 12/18/18 (L, 68-54)
Forced 25 or More Turnovers.....	33 vs. Kentucky Christian, 11/5/19 (W, 89-40)
Had 5-9 Blocks.....	5x in 2019-20 last - 7 vs. MT, 1/9/20 (L, 75-55)
Had 10+ Blocks .....	2x in 2019-20 last - 10 vs. Alderson Broadus, 11/27/19 (W, 85-41)
Had 15 Steals.....	24 vs. Kentucky Christian, 11/5/19 (W, 89-40)
Had Six or More Players in Double Figures .....	vs. Maine Fort Kent, 12/20/16 (W, 136-62)
.....	Gore-25, Brooks-22, Hamilton-22, Saintigene-18, Akers-14, Alexander-13
Had Five Players in Double Figures .....	at Appalachian State, 3/25/19 (L, 83-71)
.....	Shayna Gore-17, Khadaijia Brooks-15, Taylor Porter-13, Taylor Pearson-11, Kristen Mayo-10
Had Four Players in Double Figures .....	3x in 2019-20, last - Indiana State, 12/3/19 (W, 72-60)
.....	Wheeler - 16, Mayo - 13, Pearson - 10, Brooks - 10
Had Two Score 20+ Points.....	vs. FIU, 3/7/19 (W, 87-42)
.....	Taylor Porter - 30, Shayna Gore - 29
Had No Players in Double Figures .....	at Middle Tennessee, 2/19/14 (L, 75-36)
Had Two or More Players with a Double-Double.....	vs. Evansville, 11/28/18 (W, 72-65 OT)
.....	Khadaijia Brooks (19pts & 13rebs) & Taylor Pearson (12 rebs & 10pts)
Had Two Players with 10+ Rebs .....	vs. Ohio, 11/22/17 (L, 54-52)
.....	Asheika Alexander-14, Talequia Hamilton-10
Had Three or More Players with 10+ Rebs.....	vs. Evansville, 11/29/18 (W, 72-65 OT)
.....	Khadaijia Brooks - 13, Taylor Pearson - 12, Ashley Saintigene - 11
No opposing players scored in double figures.....	vs. Bluefield State, 11/20/18 (W, 82-29)
Opposing starting five all in double figures .....	vs. Bowling Green, 12/7/19 (L, 82-69)
Allowed 40+ Bench Points .....	40 at FAU, 1/5/18 (L, 79-59)
* Minimum of 5 free throws for free throw percentages - \$ School Record	
In <i>Italic &amp; Green</i> if it happened in 2019-20	

## THE LAST TIME CONTINUED...

### A MARSHALL PLAYER...

Scored 20-29 Points..... Kristen Mayo (21) vs. Bowling Green, 12/7/19 (L, 82-69)  
Scored 30-39 Points..... Taylor Porter (30) vs. FIU, 3/7/19 (W, 87-42)  
Scored 40+ Points ..... Kristina Behnfeldt (40) vs. Ohio, 2/10/99 (L, 74-72)  
Had 15-19 Rebounds ..... Ashley Saintigene (16) vs. Longwood, 11/10/17 (W, 90-45)  
Had 20+ Rebounds ..... Catie Knable (21) vs. Bowling Green, 2/16/02 (W, 56-43)  
Had 10 Assists ..... Norrishia Victrum (11) at Morehead State, 11/13/15 (W, 104-101)  
Had 5-9 Blocks..... Ashley Saintigene 2x in 2019-20 last - (5) vs. Alderson Broaddus, 11/27/19 (W, 85-41)  
Had 10 Blocks..... Sharon Deal (12) vs. Youngstown St, 3/4/89 (W, 63-59)  
Had 5-9 Steals..... 3x in 2019-20 last - Savannah Wheeler (5) at Evansville, 11/24/19 (L, 66-62 OT)  
Had 10 Steals..... Stephanie Wine (14) vs. Western Carolina, 1/23/95 (W, 72-69)  
Had a Double-Double ..... Khadaija Brooks (15 pts, 11 rebs) vs. Bowling Green, 12/7/19 (L, 82-69)  
Made 6-7 3-pointers ..... Shayna Gore (6-of-13) vs. WKU, 2/23/19 (L, 69-66 OT)  
Made 8+ 3-pointers ..... \$Taylor Porter (10) vs. FIU, 3/7/19 (W, 87-42)

### AN OPPOSING PLAYER...

Scored 20-29 Points..... 5x in 2019-20, last - Charity Savage (20) of Rice, 1/9/20 (L, 75-55)  
Scored 30-39 Points..... Kierra Anthony (34) of LA Tech, 1/24/19 (W, 90-88 3OT)  
Scored 40+ Points ..... Jennie Simms (43) of ODU, 1/1/17 (L, 73-69)  
Had 15+ Rebounds..... Bayley Plummer (21) of Appalachian State, 3/25/19 (L, 83-71)  
Had 10 Assists..... Anastasia Hayes (10) of MT, 1/9/20 (L, 75-55)  
Had 5 Blocks..... 1x in 2019-20, last - Ryan Holder (5) of Towson, 12/21/19 (L, 59-56)  
Had 5 Steals ..... Cierra Hooks (6) of Ohio, 11/13/19 (L, 67-51)  
Had a Double-Double ..... 2x in 2019-20, last - Charity Savage of MT, 1/9/20 (L, 75-55)  
Had Two Players with a Double-Double ..... Coppin State, 11/19/19 (W, 60-47)  
..... Chance Graham (22pts & 13 Rebs) & Jalynda Salley (14 rebs & 11 pts)  
Had a Triple-Double..... Anastasia Hayes (17pts-11rebs-10ast.) MT, 1/9/20 (L, 75-55)  
Made 6-7 3-pointers ..... Katie Barker (6-of-12) of Ohio, 11/13/18 (W, 72-65 OT)  
Made 8+ 3-pointers ..... Morgan McMillen (8-of-11) Bowling Green, 11/13/18 (L, 99-76)

## MARSHALL STARTING FIVE

<u>Opponents</u>						<u>Score</u>
vs. Kentucky Christian	Sivils	Mayo	Brooks	Pearson	Saintigene	W, 89-40
vs. Norfolk State	Sivils	Mayo	Brooks	Pearson	Saintigene	W, 75-69
at Ohio	Sivils	Mayo	Brooks	Pearson	Saintigene	L, 67-51
vs. Coppin State	Sivils	Mayo	Brooks	Pearson	Saintigene	W, 60-47
vs. Morgan State	Sivils	Mayo	Brooks	Pearson	Saintigene	L, 57-52
at Evansville	Sivils	Mayo	Congleton	Brooks	Saintigene	L, 66-62 OT
vs. Alderson Broadus	Congleton	Mayo	Brooks	Pearson	Saintigene	W, 85-41
at Indiana State	Congleton	Mayo	Brooks	Pearson	Saintigene	W, 72-60
vs. Bowling Green	Congleton	Mayo	Brooks	Pearson	Saintigene	L, 82-69
at Rutgers	Congleton	Mayo	Brooks	Pearson	Saintigene	L, 66-41
at Towson	Congleton	Mayo	Brooks	Pearson	Saintigene	L, 59-56
at Rice	Congleton	Mayo	Brooks	Pearson	Saintigene	L, 81-43
at North Texas	Congleton	Mayo	Brooks	Pearson	Wheeler	W, 68-59
vs. Middle Tennessee	Saintigene	Mayo	Brooks	Pearson	Wheeler	L, 75-55

### Record with starting groups

Sivils, Mayo, Brooks, Pearson, Saintigene: 3-2

Sivils, Mayo, Congleton, Brooks, Saintigene: 0-1

Congleton, Mayo, Brooks, Pearson, Saintigene: 2-4

Congleton, Mayo, Brooks, Pearson, Wheeler: 1-0

Saintigene, Mayo, Brooks, Pearson, Wheeler: 0-1

### **MARSHALL'S LARGEST IN 2019-20**

Lead	49 vs. KCU 11/5/19 (W, 89-40)
Deficit	43 at Rice 1/2/20 (L, 81-43)
Margin of Victory	49 vs. KCU 11/5/19 (W, 89-40)
Margin of Defeat	38 at Rice 1/2/20 (L, 81-43)
Halftime Lead	23 vs. KCU 11/5/19 (W, 89-40)
Halftime Deficit	26 at Rutgers 12/15/19 (L, 66-41)
Deficit in Win	5 (2x) last at Indiana St. 12/3/19 (W, 72-60)
Lead in Loss	10 vs. Morgan State 11/21/19 (L, 57-52)
Halftime Deficit in Win	N/A
Halftime Lead in Loss	1 at Towson 12/21/19 (L, 59-56)

### **DOUBLE-DOUBLES IN 2019-20**

Khadaijia Brooks	1 (BGSU)
------------------	----------

### **LED (TIED) THE TEAM IN...**

	Pts.	Rebs.	Asts.	Blks.	Stls.
0 Sivils	-	-	1	-	5
2 Mayo	3	1	3	-	4
4 Wheeler	5	-	4	1	5
5 Clemons	-	2	2	-	2
10 Saintigene	-	2	-	13	2
15 Congleton	1	-	2	-	6
20 Pearson	2	5	3	-	3
21 Toney	-	-	-	-	-
22 Brooks	4	6	1	1	6
23 Johnson	-	-	-	-	-
24 Thomas	-	-	-	-	-
32 Shy	-	1	-	-	-
34 Roper	-	-	-	-	-





## **HEAD COACH TONY KEMPER**

**First season • @CoachTonyKemper**  
**Career Record: 32-43 (.427)**



### **Fort Hays State '01**

Tony Kemper enters his third season as the head coach of the Marshall women's basketball team after being elevated to the position in March of 2017. Kemper had previously been an assistant coach with the women's program for five seasons before taking over.

Kemper led the Herd through a great improvement in his second season. He has brought some added excitement to the program as the attendance average for Marshall rose from 641 in 2016-17 to 1,153 in 2018-19. Kemper's 2019 recruiting class also ranked in the top 60 nationally.

After going 9-20 overall and 3-13 in C-USA in 2017-18, Marshall was predicted to finish 13th in the Conference USA 2018-19 preseason polls. Instead, the Herd rolled out an 8-win improvement overall and 7-wins better in conference play finishing 17-15 and 10-6 in C-USA, securing the No. 6 seed in the tournament. The 10 conference victories were the most C-USA wins for Marshall in program history. Following the conference tournament, the Herd earned a berth in the WBI, just the fourth postseason trip in program history. Marshall won its first round game 67-64 at Davidson before falling in the second round.

Following the 2018-19 season, Kemper increased his overall record to 26-35.

During the 2018-19 season, Marshall was fifth in the conference in points per game (67.3) and led the league in 3-point field goals made per game in conference action (8.9). The Herd also saw an increase in defensive production as Marshall was ranked 13th in C-USA in field goal percentage allowed in 2017-18 but jumped up to fifth in 2018-19. The Herd saw senior Taylor Porter honored twice as a Conference USA Player of the Week including once after breaking the Marshall single-game record draining 10 3-pointers in the senior day win over FIU.

Senior Shayna Gore was named First Team All-Conference USA. Gore was previously honored as Second Team All-Conference USA in 2017-18. The senior guard capped off her prestigious career under the guide of Kemper as just the third player in program history to score over 2,000 points (2,081). Her name can be found all throughout the record book including the program's all-time leader in 3-point field goals made with 303, more than twice the previous record of 146.

The Herd reached some other milestones in 2018-19 including earning a three-overtime victory at home against Louisiana Tech (Jan. 24). It was one of three overtime victories in 2018-19 after going 131 games – second-longest active streak in the NCAA at the time – without even playing an overtime contest. Marshall also earned its first win over Charlotte in the last 10 meetings (Jan. 5) and the team's first ever win over Middle Tennessee (Feb. 16) as Marshall was previously 0-8 against the Blue Raiders.

Kemper's teams have had major success in the classroom as well with seven college graduates over the last two years. The team's overall grade point average in 2017-18 was 3.23 and climbed up to 3.28 in 2018-19. His players have been honored 18 times on the Conference USA Commissioner's Honor Roll (cumulative GPA of 3.0 or better) and 11-time recipients of the C-USA Academic Medal for maintaining a GPA of 3.75 or higher.

During his first five seasons at Marshall as an assistant coach, Kemper has assisted in rebuilding a program that progressively increased its win total over the first four seasons - from 9 to 11 to 17 to 21 wins in the 2015-16 season. That 2015-16 win total was the most for Thundering Herd Women's Basketball in 29 seasons and, for the first time in school history, yielded a first-team All-Conference USA student-athlete for Marshall in Leah Scott.

He helped lead Marshall to two of only three postseason berths in the program's NCAA history, including its first postseason win in 2014-15 (WBI) and WNIT berth in 2015-16.

Kemper has also been heavily involved in the Thundering Herd's recruiting and academic success, helping sign the 34th-ranked class in 2017 and its group in 2015, which came in 52nd.

In the classroom, the program has placed 28 members on the Conference USA Commissioner's Honor Roll (3.0 cumulative GPA or better) and three more were given the Commissioner's Academic Medal (3.75).

Kemper came to Marshall from Central Arkansas, where he coached with now-former Marshall head coach Matt Daniel for three seasons. At UCA, Kemper helped the Sugar Bears to their first Division I conference title and three seasons of at least 21 wins. His tutelage of inside players helped gain two Southland Player of the Year honors and a Defensive Player of the Year.

Before joining the women's staff, Kemper served as an assistant coach for the Central Arkansas men's basketball program for four years.

Two professional players emerged from UCA during those seasons -- the leading scorer in Portugal's Proliga pro league in 2011, Nate Bowie, and professional center Durell Nevels.

Prior to UCA, Kemper was an assistant coach at Hutchinson (Kansas) Community College - one of the nation's most successful junior college programs.

At Hutchinson, he oversaw day-to-day operations and directed the Blue Dragons' strength and conditioning efforts while also serving as a mathematics and physical education instructor.

The Logan, Kansas, native also held the head coaching spot at Quivira Heights High School in Bushton in 2003-04, guiding QHHS to a No. 1 seed to the regional tournament.

His coaching career began in 2002-03 as an assistant at Hill City (Kansas) High School. Kemper received a bachelor's degree in finance from Fort Hays State University in 2001 and a BBA in Business Education in 2003. He also earned a master's degree in organizational leadership from Fort Hays in 2008.

Kemper and his wife Sandra, a professor at Marshall in the Communications Disorders Department, live in Huntington with sons Brayden and Landry and daughter Jolie.





# 2 Kristen Mayo

5-5 | G | Grayson, Ky.  
East Carter HS

## CAREER HIGHS

### POINTS

S:.....21 vs. Bowling Green 12/7/19

C: .....21 vs. Bowling Green 12/7/19

### FIELD GOALS

S:.....8 (2x) last vs. BGSU 12/7/19

C: .....8 (2x) last vs. BGSU 12/7/19

### FGA

S:.....14 (2x) last at NT 1/4/20

C: .....14 (2x) last at NT 1/4/20

### 3-POINTERS

S:.....5 vs. Bowling Green 12/7/19

C: .....6 vs. Coppin State 12/1/18

### 3PTA

S:.....10 vs. Bowling Green 12/7/19

C: .....10 vs. Bowling Green 12/7/19

### FREE THROWS

S:.....4 at Indiana St. 12/3/19

C: .....6 vs. Evansville 11/29/18

### FTA

S:..4 (2x) last at Indiana St. 12/3/19

C: 6 (2x) last vs. Evansville 11/29/18

### REBOUNDS

S:.....6 at Ohio 11/13/19

C: .....8 at UTEP 1/31/19

### ASSISTS

S:.....7 vs. Norfolk State 11/9/19

C: .8 (2x) last vs. Tenn. St. 12/15/18

### BLOCKS

S:.....1 vs. Coppin State 11/19/19

C:1 (5x) last vs. Coppin St. 11/19/19

### STEALS

S:.....5 vs. KCU 11/5/19

C: .....5 vs. KCU 11/5/19

### MINUTES

S:.....38 at Evansville 11/24/19

C: .....43 vs. LA Tech 1/24/19

				Total		3-Pointers		Free throws		Rebounds													
Opponent	Date	gs	min	fg-fga	pct	3fg-fga	pct	ft-fga	pct	off	def	tot	avg	pf	a	t/o	blk	stl	pts	avg			
KENTUCKY CHRISTIAN	11/5/19	*	31	8-13	.615	2-5	.400	1-1	1.000	1	2	3	3.0	2	3	2	0	5	19	19.0			
NORFOLK STATE	11/9/19	*	33	5-12	.417	3-7	.429	0-0	.000	0	3	3	3.0	2	7	3	0	1	13	16.0			
at Ohio	11/13/19	*	33	4-11	.364	2-6	.333	0-0	.000	0	6	6	4.0	2	4	3	0	0	10	14.0			
COPPIN STATE	11/19/19	*	25	4-11	.364	1-5	.200	2-4	.500	0	0	0	3.0	1	1	1	1	1	11	13.3			
MORGAN STATE	11/21/19	*	32	1-10	.100	0-3	.000	2-2	1.000	1	4	5	3.4	3	2	4	0	1	4	11.4			
at Evansville	11/24/19	*	38	5-12	.417	4-8	.500	0-0	.000	0	4	4	3.5	3	1	2	0	0	14	11.8			
ALDERSON BROADDUS	11/27/19	*	20	2-8	.250	0-3	.000	2-2	1.000	0	2	2	3.3	1	2	1	0	1	6	11.0			
at Indiana St.	12/03/19	*	35	4-10	.400	1-6	.167	4-4	1.000	0	3	3	3.3	2	2	0	0	0	13	11.3			
BOWLING GREEN	02/7/19	*	30	8-14	.571	5-10	.500	0-0	.000	1	1	2	3.1	5	3	0	0	1	21	12.3			
at Rutgers	12/15/19	*	22	2-8	.250	2-5	.400	0-0	.000	0	2	2	3.0	1	1	2	0	0	6	11.7			
at Towson	12/21/19	*	28	5-13	.385	1-6	.167	0-0	.000	0	4	4	3.1	3	0	1	0	1	11	11.6			
at Rice	01/02/20	*	29	1-9	.111	1-4	.250	2-2	1.000	0	1	1	2.9	1	1	1	0	2	5	11.1			
at North Texas	01/04/20	*	32	6-14	.429	3-6	.500	3-6	.500	0	5	5	3.1	2	4	2	0	2	18	11.6			
MIDDLE TENNESSEE	1/9/20	*	32	4-11	.364	2-6	.333	1-2	.500	0	0	0	2.9	1	1	0	0	0	11	11.6			
Totals			14	420	59-156	.378	27-80	.338	17-23	.739	3	37	40	2.9	29	32	22	1	15	162	11.6		

Games played: 14

Minutes/game: 30.0

Points/game: 11.6

FG Pct: 37.8

3FG Pct: 33.8

FT Pct: 73.9

Rebounds/game: 2.9

Assists/game: 2.3

Turnovers/game: 1.6

Assist/turnover ratio: 1.5

Steals/game: 1.1

Blocks/game: 0.1

## Career Superlatives

	Sea.	Car.
10+ Pts:	10	27
20+ Pts:	1	1
5+ Rebs:	3	11
10+ Rebs:	0	0
5+ Asts:	1	10
2+ Blks:	0	0
2+ Stls:	3	22
Double-Double:	0	0

## CAREER STATISTICS

			Total		3-Point		F-Throws		Rebounds										Scoring	
Season	gp-gs	min/avg	fg-fga	pct	fg-fga	pct	ft-fa	pct	off	def	tot	avg	pf	fo	ast	to	blk	stl	pts	avg
2017-18	29-25	821/28.3	70-214	.327	34-94	.362	31-42	.738	7	67	74	2.6	57	0	85	75	2	31	205	7.1
2018-19	32-31	963/30.1	79-220	.359	40-132	.303	37-41	.902	6	91	97	3.0	53	1	96	71	2	41	235	7.3
2019-20	14-14	420/30.0	59-156	.378	27-80	.338	17-23	.739	3	37	40	2.9	29	1	32	22	1	15	162	11.6
TOTAL	75-70	2204/29.4	208-590	.353	101-306	.330	85-106	.802	16	195	211	2.8	139	2	213	168	5	87	602	8.0



# 4 Savannah Wheeler

5-6 | G | Catlettsburg, Ky.  
Boyd County HS

## CAREER HIGHS

### POINTS

S:..... 19 vs. Norfolk State 11/9/19

C:..... 19 vs. Norfolk State 11/9/19

### FIELD GOALS

S:..... 7 vs. Norfolk State 11/9/19

C:..... 7 vs. Norfolk State 11/9/19

### FGA

S:.. 14 vs. Middle Tennessee 1/9/20

C: . 14 vs. Middle Tennessee 1/9/20

### 3-POINTERS

S:..... 5 vs. Norfolk State 11/9/19

C:..... 5 vs. Norfolk State 11/9/19

### 3PTA

S:.... 8 vs. Middle Tennessee 1/9/20

C: ... 8 vs. Middle Tennessee 1/9/20

### FREE THROWS

S:..... 9 (2x) last at NT 1/4/20

C:..... 9 (2x) last at NT 1/4/20

### FTA

S:.....10 (3x) last vs. MT 1/9/20

C:.....10 (3x) last vs. MT 1/9/20

### REBOUNDS

S:.....6 (2x) last vs. MT 1/9/20

C:.....6 (2x) last vs. MT 1/9/20

### ASSISTS

S:..... 7 vs. Bowling Green 12/7/19

C:..... 7 vs. Bowling Green 12/7/19

### BLOCKS

S:..... 1 (2x) last vs. AB 11/27/19

C:..... 1 (2x) last vs. AB 11/27/19

### STEALS

S:..... 5 at Evansville 11/24/19

C:..... 5 at Evansville 11/24/19

### MINUTES

S:.....34 at North Texas 1/4/20

C:.....34 at North Texas 1/4/20

Opponent	Date	gs	min	Total		3-Pointers		Free throws		Rebounds				pf	a	t/o	blk	stl	pts	avg	
				fg-fga	pct	3fg-fga	pct	ft-fa	pct	off	def	tot	avg								
KENTUCKY CHRISTIAN	11/5/19		20	6-9	.667	2-3	.667	4-4	1.000	0	2	2	2.0	0	3	2	0	4	18	18.0	
NORFOLK STATE	11/9/19		24	7-9	.778	5-7	.714	0-0	.000	1	2	3	2.5	4	0	4	0	0	19	18.5	
at Ohio	11/13/19		27	3-11	.273	1-6	.167	2-3	.667	0	1	1	2.0	3	2	3	0	2	9	15.3	
COPPIN STATE	11/19/19		24	3-7	.429	1-5	.200	3-4	.750	0	5	5	2.8	3	1	1	0	2	10	14.0	
MORGAN STATE	11/21/19		28	3-8	.375	1-3	.333	4-6	.667	1	3	4	3.0	1	4	2	1	1	11	13.4	
at Evansville	11/24/19		32	4-9	.444	2-7	.286	2-2	1.000	0	2	2	2.8	4	4	4	0	5	12	13.2	
ALDERSON BROADBUS	11/27/19		23	5-10	.500	3-5	.600	0-0	.000	3	1	4	3.0	1	6	0	1	2	13	13.1	
at Indiana St.	12/03/19		25	3-8	.375	1-3	.333	9-10	.900	1	2	3	3.0	3	2	2	0	0	16	13.5	
BOWLING GREEN	02/7/19		27	5-13	.385	1-7	.143	0-0	.000	0	2	2	2.9	1	7	0	0	0	11	13.2	
at Rutgers	12/15/19		22	4-7	.571	2-4	.500	5-6	.833	0	3	3	2.9	4	0	2	0	0	15	13.4	
at Towson	12/21/19		25	2-11	.182	0-3	.000	2-3	.667	0	0	0	2.6	4	2	3	0	0	6	12.7	
at Rice	01/02/20		27	1-7	.143	0-4	.000	0-0	.000	0	0	0	2.4	1	2	1	0	0	2	11.8	
at North Texas	01/04/20	*	34	3-8	.375	2-5	.400	9-10	.900	0	6	6	2.7	4	2	3	0	1	17	12.2	
MIDDLE TENNESSEE	1/9/20	*	33	3-14	.214	0-8	.000	8-10	.800	1	5	6	2.9	5	0	2	0	2	14	12.4	
Totals			2	371	52-131	.397	21-70	.300	48-58	.828	7	34	41	2.9	38	35	29	2	19	173	12.4

Games played: 14

Minutes/game: 26.5

Points/game: 12.4

FG Pct: 39.7

3FG Pct: 30.0

FT Pct: 82.8

Rebounds/game: 2.9

Assists/game: 2.5

Turnovers/game: 2.1

Assist/turnover ratio: 1.2

Steals/game: 1.4

Blocks/game: 0.1

## Career Superlatives

	Sea.	Car.
10+ Pts:	11	11
20+ Pts:	0	0
5+ Rebs:	3	3
10+ Rebs:	0	0
5+ Asts:	2	2
2+ Blks:	0	0
2+ Stls:	6	6
Double-Double:	0	0

## CAREER STATISTICS

			Total		3-Point		F-Throws		Rebounds										Scoring	
Season	gp-gs	min/avg	fg-fga	pct	fg-fga	pct	ft-fta	pct	off	def	tot	avg	pf	fo	ast	to	blk	stl	pts	avg
2019-20	14-2	371/26.5	52-131	.397	21-70	.300	48-58	.828	7	34	41	2.9	38	1	35	29	2	19	173	12.4
TOTAL	14-2	371/26.5	52-131	.397	21-70	.300	48-58	.828	7	34	41	2.9	38	1	35	29	2	19	173	12.4





# 5 Princess Clemons

5-11 | G/F | Chester, Pa.  
San Jacinto College

Opponent	Date	gs	min	Total		3-Pointers		Free throws		Rebounds				pf	a	t/o	blk	stl	pts	avg
				fg-fga	pct	3fg-fga	pct	ft-fa	pct	off	def	tot	avg							
KENTUCKY CHRISTIAN	11/5/19		14	2-4	.500	0-1	.000	0-0	.000	1	3	4	4.0	0	0	0	1	0	4	4.0
NORFOLK STATE	11/9/19		9	0-3	.000	0-1	.000	2-2	1.000	2	2	4	4.0	0	2	1	0	0	2	3.0
at Ohio	11/13/19		17	2-3	.667	1-1	1.000	0-0	.000	0	3	3	3.7	0	0	1	1	1	5	3.7
COPPIN STATE	11/19/19		11	0-3	.000	0-3	.000	0-0	.000	1	2	3	3.5	3	3	2	0	1	0	2.8
MORGAN STATE	11/21/19		10	0-2	.000	0-1	.000	0-0	.000	0	0	0	2.8	2	1	3	0	0	0	2.2
at Evansville	11/24/19		18	1-3	.333	0-2	.000	4-4	1.000	4	2	6	3.3	1	2	1	0	0	6	2.8
ALDERSON BROADDUS	11/27/19		20	3-5	.600	2-4	.500	0-0	.000	1	2	3	3.3	0	4	0	1	0	8	3.6
at Indiana St.	12/03/19		12	1-4	.250	0-3	.000	2-3	.667	1	1	2	3.1	5	1	1	0	1	4	3.6
BOWLING GREEN	02/7/19		10	0-5	.000	0-3	.000	0-0	.000	0	0	0	2.8	0	2	0	0	2	0	3.2
at Rutgers	12/15/19		20	1-2	.500	1-2	.500	1-2	.500	2	5	7	3.2	0	3	1	0	1	4	3.3
at Towson	12/21/19		12	2-2	1.000	2-2	1.000	0-0	.000	0	3	3	3.2	1	0	1	1	0	6	3.5
at Rice	01/02/20		20	1-5	.200	1-2	.500	0-0	.000	0	6	6	3.4	0	0	1	1	0	3	3.5
at North Texas	01/04/20		16	1-3	.333	1-3	.333	0-0	.000	0	5	5	3.5	1	2	2	0	1	3	3.5
MIDDLE TENNESSEE	1/9/20		16	2-6	.333	0-2	.000	1-3	.333	0	2	2	3.4	0	1	1	1	2	5	3.6
Totals		0	205	16-50	.320	8-30	.267	10-14	.714	12	36	48	3.4	13	21	15	6	9	50	3.6

Games played: 14

Minutes/game: 14.6

Points/game: 3.6

FG Pct: 32.0

3FG Pct: 26.7

FT Pct: 71.4

Rebounds/game: 3.4

Assists/game: 1.5

Turnovers/game: 1.1

Assist/turnover ratio: 1.4

Steals/game: 0.6

Blocks/game: 0.4

## CAREER HIGHS

### POINTS

S:..... 8 vs. AB 11/27/19

C: .....14 at UAB 2/14/19

### FIELD GOALS

S:..... 3 vs. AB 11/27/19

C: ..... 4 (2x) last at UAB 2/14/19

### FGA

S:..... 6 vs. Middle Tennessee 1/9/20

C: .....10 at UAB 2/14/19

### 3-POINTERS

S:..... 2 (2x) last at Towson 12/21/19

C: ..... 2 (4x) last at Towson 12/21/19

### 3PTA

S:..... 4 vs. AB 11/27/19

C: .....6 at UAB 2/14/19

### FREE THROWS

S:..... 4 at Evansville 11/24/19

C: .....5 at UAB 2/14/19

### FTA

S:..... 4 at Evansville 11/24/19

C: .....5 at UAB 2/14/19

### REBOUNDS

S:..... 7 at Rutgers 12/15/19

C: ..... 8 vs. Bluefield State 11/20/18

### ASSISTS

S:..... 4 vs. AB 11/27/19

C: ..... 4 vs. AB 11/27/19

### BLOCKS

S:..... 1 (3x) last vs. AB 11/27/19

C: ..... 1 (10x) last vs. AB 11/27/19

### STEALS

S:..... 2 (2x) vs. MT 1/9/20

C: .....2 (9x) last vs. MT 1/9/20

### MINUTES

S:..... 20 (3x) last at Rice 1/2/20

C: ..... 24 (2x) last at MTSU 2/16/19

## Career Superlatives

	Sea.	Car.
10+ Pts:	0	2
20+ Pts:	0	0
5+ Rebs:	4	12
10+ Rebs:	0	0
5+ Asts:	0	0
2+ Blks:	0	0
2+ Stls:	2	9
Double-Double:	0	0

## CAREER STATISTICS

CUMULATIVE																				
Season	gp-gs	min/avg	Total		3-Point		F-Throws		Rebounds				Scoring							
			fg-fga	pct	fg-fga	pct	ft-fa	pct	off	def	tot	avg	pf	fo	ast	to	blk	stl	pts	avg
2018-19	31-1	452/14.6	35-113	.310	12-51	.235	27-41	.659	27	86	113	3.6	36	0	26	45	7	19	109	3.5
2019-20	14-0	205/14.6	16-50	.320	8-30	.267	10-14	.714	12	36	48	3.4	13	1	21	15	6	9	50	3.6
TOTAL	45-1	657/14.6	51-163	.313	20-81	.247	37-55	.673	39	122	161	3.6	49	1	47	60	13	28	159	3.5



# 10 Ashley Saintigene

6-2 | F | Lauderdale Lakes, Fla.  
Northeast HS

## CAREER HIGHS

### POINTS

S:..... 12 vs. Norfolk State 11/9/19

C: ..... 18 vs. MFK 12/20/16

### FIELD GOALS

S:..... 6 vs. Norfolk State 11/9/19

C: ..... 8 vs. MFK 12/20/16

### FGA

S:..... 9 vs. Norfolk State 11/9/19

C: ..... 12 vs. MFK 12/20/16

### 3-POINTERS

S:..... N/A

C: ..... N/A

### 3PTA

S:..... N/A

C: ..... N/A

### FREE THROWS

S:..... 4 vs. Morgan State 11/21/19

C: 4 (2x) last vs. Morgan St. 11/21/19

### FTA

S:..... 8 vs. Morgan State 11/21/19

C: 8 (2x) last vs. Morgan St. 11/21/19

### REBOUNDS

S:..... 9 (2x) last vs. MT 1/9/20

C: ..... 16 vs. Longwood 11/10/17

### ASSISTS

S:..... 1 (3x) last at Rutgers 12/15/19

C: ..... 3 vs. MFK 12/20/16

### BLOCKS

S:..... 5 (2x) last vs. AB 11/27/19

C: ... 6 (2x) last vs. Towson 12/22/18

### STEALS

S:..... 2 (3x) last at Rice 1/2/20

C: ..... 4 vs. SIU 12/2/17

### MINUTES

S:..... 26 vs. Norfolk State 11/9/19

C: ..... 33 vs. SIU 12/2/17

				Total		3-Pointers		Free throws		Rebounds											
Opponent	Date	gs	min	fg-fga	pct	3fg-fga	pct	ft-fa	pct	off	def	tot	avg	pf	a	t/o	blk	stl	pts	avg	
KENTUCKY CHRISTIAN	11/5/19	*	23	1-6	.167	0-0	.000	0-0	.000	3	3	6	6.0	3	0	2	3	0	2	2.0	
NORFOLK STATE	11/9/19	*	26	6-9	.667	0-0	.000	0-2	.000	4	4	8	7.0	3	1	1	4	1	12	7.0	
at Ohio	11/13/19	*	23	3-7	.429	0-0	.000	0-2	.000	3	2	5	6.3	2	0	3	3	1	6	6.7	
COPPIN STATE	11/19/19	*	23	1-7	.143	0-0	.000	1-2	.500	2	7	9	7.0	4	0	2	5	2	3	5.8	
MORGAN STATE	11/21/19	*	17	1-3	.333	0-0	.000	4-8	.500	4	1	5	6.6	5	1	2	1	2	6	5.8	
at Evansville	11/24/19	*	16	1-3	.333	0-0	.000	0-0	.000	3	3	6	6.5	1	0	2	3	0	2	5.2	
ALDERSON BROADDUS	11/27/19	*	21	3-6	.500	0-0	.000	0-0	.000	3	4	7	6.6	1	0	1	5	1	6	5.3	
at Indiana St.	12/03/19	*	24	3-7	.429	0-0	.000	0-4	.000	3	3	6	6.5	2	0	2	3	1	6	5.4	
BOWLING GREEN	02/7/19	*	23	1-2	.500	0-0	.000	1-2	.500	3	1	4	6.2	2	0	1	3	0	3	5.1	
at Rutgers	12/15/19	*	24	0-3	.000	0-0	.000	0-2	.000	3	1	4	6.0	2	1	0	2	0	0	4.6	
at Towson	12/21/19	*	19	4-6	.667	0-0	.000	2-6	.333	2	2	4	5.8	4	0	2	2	0	10	5.1	
at Rice	01/02/20	*	18	5-7	.714	0-0	.000	0-1	.000	3	0	3	5.6	2	0	3	2	2	10	5.5	
MIDDLE TENNESSEE	1/9/20	*	18	1-5	.200	0-0	.000	2-3	.667	3	6	9	5.8	2	1	3	4	0	4	5.4	
Totals			13	275	30-71	.423	0-0	.000	10-32	.313	39	37	76	5.8	33	4	24	40	10	70	5.4

Games played: 13

Minutes/game: 21.2

Points/game: 5.4

FG Pct: 42.3

FT Pct: 31.3

Rebounds/game: 5.8

Assists/game: 0.3

Turnovers/game: 1.8

Assist/turnover ratio: 0.2

Steals/game: 0.8

Blocks/game: 3.1

## Career Superlatives

	Sea.	Car.
10+ Pts:	3	11
20+ Pts:	0	0
5+ Rebs:	9	43
10+ Rebs:	0	7
5+ Asts:	0	0
2+ Blks:	11	34
2+ Stls:	3	6
Double-Double:	0	3

## CAREER STATISTICS

CAREER STATS																				
			Total		3-Point		F-Throws		Rebounds										Scoring	
Season	gp-gs	min/avg	fg-fga	pct	fg-fga	pct	ft-fa	pct	off	def	tot	avg	pf	fo	ast	to	blk	stl	pts	avg
2016-17	29-1	439/15.1	60-114	.526	0-0	.000	13-58	.224	87	88	175	6.0	73	2	14	50	42	10	133	4.6
2017-18	12-6	252/21.0	34-62	.548	0-0	.000	6-15	.400	31	50	81	6.8	29	1	9	23	22	9	74	6.2
2018-19	9-4	157/17.4	30-62	.484	0-0	.000	9-22	.409	19	20	39	4.3	26	1	3	13	17	1	69	7.7
2019-20	13-13	275/21.2	30-71	.423	0-0	.000	10-32	.313	39	37	76	5.8	33	1	4	24	40	10	70	5.4
TOTAL	63-24	1123/17.8	154-309	.498	0-0	.000	38-127	.299	176	195	371	5.9	161	5	30	110	121	30	346	5.5



# 15 Dazha Congleton

5-7 | G | Huntington, W.Va.  
Wabash Valley College

## CAREER HIGHS

### POINTS

S: ..... 13 at Rice, 1/2/20

C: ..... 13 at Rice, 1/2/20

### FIELD GOALS

S: ..... 4 (2x) last vs. AB 11/27/19

C: ..... 4 (2x) last vs. AB 11/27/19

### FGA

S: ..... 11 at Towson 12/21/19

C: ..... 11 at Towson 12/21/19

### 3-POINTERS

S: ..... 2 at Indiana St. 12/3/19

C: ..... 2 at Indiana St. 12/3/19

### 3PTA

S: ..... 5 vs. Bowling Green 12/7/19

C: ..... 5 vs. Bowling Green 12/7/19

### FREE THROWS

S: ..... 7 at Rice, 1/2/20

C: ..... 7 at Rice, 1/2/20

### FTA

S: ..... 11 at Rice, 1/2/20

S: ..... 11 at Rice, 1/2/20

### REBOUNDS

S: ..... 8 at Towson 12/21/19

C: ..... 8 at Towson 12/21/19

### ASSISTS

S: ..... 3 (5x) last at NT 1/4/20

C: ..... 3 (5x) last at NT 1/4/20

### BLOCKS

S: ..... 3 vs. Coppin State 11/19/19

C: ..... 3 vs. Coppin State 11/19/19

### STEALS

S: ..... 5 vs. KCU 11/5/19

C: ..... 5 vs. KCU 11/5/19

### MINUTES

S: ..... 28 at Towson 12/21/19

C: ..... 28 at Towson 12/21/19

Opponent	Date	gs	min	Total		3-Pointers		Free throws		Rebounds												
				fg-fga	pct	3fg-fga	pct	ft-fa	pct	off	def	tot	avg	pf	a	t/o	blk	stl	pts	avg		
KENTUCKY CHRISTIAN	11/5/19		23	4-9	.444	0-0	.000	0-0	.000	1	5	6	6.0	2	1	2	0	5	8	8.0		
NORFOLK STATE	11/9/19		16	1-7	.143	0-2	.000	6-8	.750	0	3	3	4.5	3	0	1	0	1	8	8.0		
at Ohio	11/13/19		15	2-4	.500	0-0	.000	0-0	.000	1	4	5	4.7	4	1	3	0	0	4	6.7		
COPPIN STATE	11/19/19		26	2-5	.400	0-1	.000	0-2	.000	0	2	2	4.0	1	2	1	3	0	4	6.0		
MORGAN STATE	11/21/19		16	0-2	.000	0-0	.000	0-4	.000	0	3	3	3.8	0	0	3	0	0	0	4.8		
at Evansville	11/24/19	*	22	2-6	.333	1-3	.333	0-4	.000	0	4	4	3.8	2	3	2	0	2	5	4.8		
ALDERSON BROADDUS	11/27/19	*	23	4-8	.500	1-3	.333	0-0	.000	0	6	6	4.1	1	3	4	0	2	9	5.4		
at Indiana St.	12/03/19	*	22	3-8	.375	2-2	1.000	0-0	.000	0	3	3	4.0	2	3	6	0	1	8	5.8		
BOWLING GREEN	02/7/19	*	25	3-8	.375	2-5	.400	1-4	.250	2	0	2	3.8	4	0	2	0	0	9	6.1		
at Rutgers	12/15/19	*	16	0-6	.000	0-2	.000	0-0	.000	1	2	3	3.7	0	1	1	0	2	0	5.5		
at Towson	12/21/19	*	28	2-11	.182	0-1	.000	0-4	.000	2	6	8	4.1	3	3	2	1	1	4	5.4		
at Rice	01/02/20	*	23	3-10	.300	0-3	.000	7-11	.636	1	2	3	4.0	1	0	2	0	3	13	6.0		
at North Texas	01/04/20	*	9	0-2	.000	0-0	.000	0-0	.000	1	1	2	3.8	2	3	1	0	0	0	5.5		
MIDDLE TENNESSEE	1/9/20		dnp	-	-	-	-	-	-	-	-	-	-	-	-	-	-	-	-	-		
Totals		8	264	26-86	.302	6-22	.273	14-37	.378	9	41	50	3.8	25	20	30	4	17	72	5.5		

Games played: 13

Minutes/game: 20.3

Points/game: 5.5

FG Pct: 30.2

3FG Pct: 27.3

FT Pct: 37.8

Rebounds/game: 3.8

Assists/game: 1.5

Turnovers/game: 2.3

Assist/turnover ratio: 0.7

Steals/game: 1.3

Blocks/game: 0.3

## Career Superlatives

	Sea.	Car.
10+ Pts:	1	1
20+ Pts:	0	0
5+ Rebs:	4	4
10+ Rebs:	0	0
5+ Asts:	0	0
2+ Blks:	1	1
2+ Stls:	5	5
Double-Double:	0	0

## CAREER STATISTICS

			Total		3-Point		F-Throws		Rebounds											Scoring	
Season	gp-gs	min/avg	fg-fga	pct	fg-fga	pct	ft-fa	pct	off	def	tot	avg	pf	fo	ast	to	blk	stl	pts	avg	
2019-20	13-8	264/20.3	26-86	.302	6-22	.273	14-37	.378	9	41	50	3.8	25	0	20	30	4	17	72	5.5	
TOTAL	13-8	264/20.3	26-86	.302	6-22	.273	14-37	.378	9	41	50	3.8	25	0	20	30	4	17	72	5.5	



# 20Taylor Pearson

5-7 | F | Columbus, Ohio  
Northland HS

Opponent	Date	gs	min	Total		3-Pointers		Free throws		Rebounds				pf	a	t/o	blk	stl	pts	avg	
				fg-fga	pct	3fg-fga	pct	ft-fa	pct	off	def	tot	avg								
KENTUCKY CHRISTIAN	11/5/19	*	22	5-8	.625	2-2	1.000	0-0	.000	0	4	4	4.0	1	5	1	0	2	12	12.0	
NORFOLK STATE	11/9/19	*	33	4-10	.400	2-4	.500	1-1	1.000	1	6	7	5.5	4	2	4	0	1	11	11.5	
at Ohio	11/13/19	*	26	2-2	1.000	0-0	.000	0-2	.000	0	6	6	5.7	1	1	3	0	0	4	9.0	
COPPIN STATE	11/19/19	*	32	6-9	.667	4-7	.571	3-5	.600	2	7	9	6.5	2	1	2	0	0	19	11.5	
MORGAN STATE	11/21/19	*	38	3-8	.375	3-6	.500	4-6	.667	2	5	7	6.6	1	1	1	0	0	13	11.8	
at Evansville	11/24/19		35	3-10	.300	1-5	.200	0-0	.000	1	6	7	6.7	1	0	2	0	2	7	11.0	
ALDERSON BROADDUS	11/27/19	*	23	4-7	.571	3-5	.600	0-0	.000	2	3	5	6.4	1	2	2	0	0	11	11.0	
at Indiana St.	12/03/19	*	35	2-4	.500	0-2	.000	6-8	.750	3	3	6	6.4	2	2	0	0	2	10	10.9	
BOWLING GREEN	02/7/19	*	23	2-9	.222	1-6	.167	0-0	.000	1	4	5	6.2	5	1	1	0	1	5	10.2	
at Rutgers	12/15/19	*	17	1-7	.143	0-3	.000	2-5	.400	1	2	3	5.9	0	1	2	0	0	4	9.6	
at Towson	12/21/19	*	29	2-4	.500	0-0	.000	0-0	.000	1	4	5	5.8	3	3	0	0	1	4	9.1	
at Rice	01/02/20	*	18	2-9	.222	1-3	.333	0-0	.000	3	1	4	5.7	3	0	1	0	0	5	8.8	
at North Texas	01/04/20	*	36	0-2	.000	0-1	.000	2-2	1.000	0	9	9	5.9	4	0	4	0	1	2	8.2	
MIDDLE TENNESSEE	1/9/20	*	28	3-5	.600	1-3	.333	1-1	1.000	1	4	5	5.9	2	3	3	0	1	8	8.2	
Totals			13	395	39-94	.415	18-47	.383	19-30	.633	18	64	82	5.9	30	22	26	0	11	115	8.2

## CAREER HIGHS

### POINTS

S:..... 19 vs. Coppin State 11/19/19

C: ..... 19 vs. Coppin State 11/19/19

### FIELD GOALS

S:..... 6 vs. Coppin State 11/19/19

C: ..... 6 vs. Coppin State 11/19/19

### FGA

S:10 (2x) last at Evansville 11/24/19

C: ... 12 (2x) last at App. St. 3/25/19

### 3-POINTERS

S:..... 4 vs. Coppin State 11/19/19

C: ..... 4 vs. Coppin State 11/19/19

### 3PTA

S:..... 7 vs. Coppin State 11/19/19

C: ..... 7 vs. Coppin State 11/19/19

### FREE THROWS

S:..... 6 at Indiana St. 12/3/19

C: . 6 (2x) last at Indiana St. 12/3/19

### FTA

S:..... 8 at Indiana St. 12/3/19

C: ..... 8 at Indiana St. 12/3/19

### REBOUNDS

S:..... 9 (2x) last at NT 1/4/20

C: ..... 12 (2x) last vs. UTEP 3/13/19

### ASSISTS

S:..... 5 vs. KCU 11/5/19

C: ..... 5 (2x) last vs. KCU 11/5/19

### BLOCKS

S:..... N/A

C: 1 (4x) last vs. Evansville 11/29/18

### STEALS

S:... 2 (3x) last at Indiana St. 12/3/19

C: ..... 3 vs. KCU 12/18/19

### MINUTES

S:..... 38 vs. Morgan State 11/24/19

C: ..... 44 vs. UTEP 3/13/19

Games played: 14

Minutes/game: 28.2

Points/game: 8.2

FG Pct: 41.5

3FG Pct: 38.3

FT Pct: 63.3

Rebounds/game: 5.9

Assists/game: 1.6

Turnovers/game: 1.9

Assist/turnover ratio: 0.8

Steals/game: 0.8

## Career Superlatives

	Sea.	Car.
10+ Pts:	6	16
20+ Pts:	0	0
5+ Rebs:	11	37
10+ Rebs:	0	3
5+ Asts:	1	2
2+ Blks:	0	0
2+ Stls:	3	12
Double-Double:	0	2

## CAREER STATISTICS

			Total		3-Point		F-Throws		Rebounds											Scoring	
Season	gp-gs	min/avg	fg-fga	pct	fg-fga	pct	ft-fa	pct	off	def	tot	avg	pf	fo	ast	to	blk	stl	pts	avg	
2017-18	29-4	572/19.7	54-140	.386	14-51	.275	40-55	.727	33	61	94	3.2	57	0	30	44	2	13	162	5.6	
2018-19	30-26	742/24.7	68-188	.362	11-59	.186	28-53	.528	44	123	167	5.6	66	0	32	54	2	22	175	5.8	
2019-20	14-13	395/28.2	39-94	.415	18-47	.383	19-30	.633	18	64	82	5.9	30	1	22	26	0	11	115	8.2	
TOTAL	73-43	1709/23.4	161-422	.382	43-157	.274	87-138	.630	95	248	343	4.7	153	1	84	124	4	46	452	6.2	





# 21 Brianna Toney

5-11 | F | Bexley, Ohio

Bexley HS

Opponent	Date	gs	min	Total		3-Pointers		Free throws		Rebounds				pf	a	t/o	blk	stl	pts	avg	
				fg-fga	pct	3fg-fga	pct	ft-fa	pct	off	def	tot	avg								
KENTUCKY CHRISTIAN	11/5/19		5	1-2	.500	0-0	.000	0-0	.000	0	1	1	1.0	0	0	0	1	0	2	2.0	
NORFOLK STATE	11/9/19		dnp	-	-	-	-	-	-	-	-	-	-	-	-	-	-	-	-	-	
at Ohio	11/13/19		2	0-0	.000	0-0	.000	0-0	.000	0	0	0	0.5	0	0	0	0	0	0	1.0	
COPPIN STATE	11/19/19		dnp	-	-	-	-	-	-	-	-	-	-	-	-	-	-	-	-	-	
MORGAN STATE	11/21/19		dnp	-	-	-	-	-	-	-	-	-	-	-	-	-	-	-	-	-	
ALDERSON BROADDUS	11/27/19		9	0-3	.000	0-2	.000	2-2	1.000	0	0	0	0.3	0	0	0	0	0	2	1.3	
BOWLING GREEN	02/7/19		dnp	-	-	-	-	-	-	-	-	-	-	-	-	-	-	-	-	-	
at Rice	01/02/20		2	1-1	1.000	0-0	.000	0-0	.000	0	0	0	0.3	0	0	0	0	0	2	1.5	
MIDDLE TENNESSEE	1/9/20		dnp	-	-	-	-	-	-	-	-	-	-	-	-	-	-	-	-	-	
Totals			0	18	2-6	.333	0-2	.000	2-2	1.000	0	1	1	0.3	0	0	0	1	0	6	1.5

Games played: 4

Minutes/game: 4.5

Points/game: 1.5

FG Pct: 33.3

3FG Pct: 0.0

FT Pct: 100.0

Rebounds/game: 0.3

Blocks/game: 0.3

## CAREER HIGHS

### POINTS

S:..... 2 (2x) last vs. AB 11/27/19

C: ..... 5 (2x) last at NT 2/24/18

### FIELD GOALS

S:..... 1 (2x) last at Rice 1/2/20

C: ..... 2 (2x) last at NT 2/24/18

### FGA

S:..... 3 vs. AB 11/27/19

C: ..... 5 vs. Alice Lloyd 12/30/17

### 3-POINTERS

S:..... N/A

C: ..... 1 (4x) last at NT 2/24/18

### 3PTA

S:..... 2 vs. AB 11/27/19

C: ..... 2 (3x) last vs. AB 11/27/19

### FREE THROWS

S:..... 2 vs. AB 11/27/19

C: ..... 2 vs. AB 11/27/19

### FTA

S:..... 2 vs. AB 11/27/19

C: ..... 2 (2x) last vs. AB 11/27/19

### REBOUNDS

S:..... 1 vs. KCU 11/5/19

C: 3 (4x) last vs. Bluefield St. 11/20/18

### ASSISTS

S:..... N/A

C: ..... N/A

### BLOCKS

S:..... 1 vs. KCU 11/5/19

C: ..... 2 vs. Bluefield St. 11/20/18

### STEALS

S:..... N/A

C: ..... 1 (3x) last at FAU 1/17/19

### MINUTES

S:..... 9 vs. AB 11/27/19

C: ..... 12 at BGSU 11/13/18

## Career Superlatives

	Sea.	Car.
10+ Pts:	0	0
20+ Pts:	0	0
5+ Rebs:	0	0
10+ Rebs:	0	0
5+ Asts:	0	0
2+ Blks:	0	1
2+ Stls:	0	0
Double-Double:	0	0

## CAREER STATISTICS

GREEN SWANES																					
			Total		3-Point		F-Throws		Rebounds											Scoring	
Season	gp-gs	min/avg	fg-fga	pct	fg-fga	pct	ft-fa	pct	off	def	tot	avg	pf	fo	ast	to	blk	stl	pts	avg	
2017-18	12-0	48/4.0	8-17	.471	4-7	.571	1-2	.500	4	8	12	1.0	5	0	0	0	1	1	21	1.8	
2018-19	16-0	70/4.4	3-14	.214	0-5	.000	0-0	.000	4	9	13	0.8	8	0	0	4	2	2	6	0.4	
2019-20	4-0	18/4.5	2-6	.333	0-2	.000	2-2	1.000	0	1	1	0.3	0	0	0	0	1	0	6	1.5	
TOTAL	32-0	136/4.3	13-37	.351	4-14	.286	3-4	.750	8	18	26	0.8	13	0	0	4	4	3	33	1.0	



# 22 Khadaija Brooks

5-10 | G/F | Bristol, Conn.  
Bristol Eastern HS

Opponent	Date	gs	min	Total		3-Pointers		Free throws		Rebounds				pf	a	t/o	blk	stl	pts	avg	
				fg-fga	pct	3fg-fga	pct	ft-fa	pct	off	def	tot	avg								
KENTUCKY CHRISTIAN	11/5/19	*	26	5-13	.385	0-3	.000	1-1	1.000	2	6	8	8.0	0	3	2	0	2	11	11.0	
NORFOLK STATE	11/9/19	*	30	3-8	.375	1-4	.250	1-2	.500	2	7	9	8.5	1	4	1	3	1	8	9.5	
at Ohio	11/13/19	*	27	5-12	.417	3-6	.500	0-0	.000	2	4	6	7.7	1	4	2	0	2	13	10.7	
COPPIN STATE	11/19/19	*	33	3-11	.273	2-7	.286	0-0	.000	4	6	10	8.3	4	1	0	2	0	8	10.0	
MORGAN STATE	11/21/19	*	35	5-10	.500	3-5	.600	0-0	.000	1	2	3	7.2	3	0	1	0	0	13	10.6	
at Evansville	11/24/19	*	34	7-14	.500	1-5	.200	0-0	.000	2	0	2	6.3	4	0	2	2	0	15	11.3	
ALDERSON BROADDUS	11/27/19	*	13	1-4	.250	0-2	.000	0-0	.000	2	4	6	6.3	0	1	0	0	1	2	10.0	
at Indiana St.	12/03/19	*	21	4-6	.667	1-2	.500	1-2	.500	0	3	3	5.9	3	0	0	0	0	10	10.0	
BOWLING GREEN	02/7/19	*	32	5-14	.357	3-4	.750	2-2	1.000	5	6	11	6.4	3	4	1	1	2	15	10.6	
at Rutgers	12/15/19	*	24	1-6	.167	0-3	.000	0-0	.000	1	1	2	6.0	1	0	1	0	2	2	9.7	
at Towson	12/21/19	*	34	7-13	.538	1-3	.333	0-0	.000	3	6	9	6.3	1	1	2	1	1	15	10.2	
at Rice	01/02/20	*	17	1-4	.250	1-2	.500	0-0	.000	0	0	0	5.8	1	0	1	0	1	3	9.6	
at North Texas	01/04/20	*	29	4-9	.444	1-3	.333	0-0	.000	2	3	5	5.7	2	1	2	2	0	9	9.5	
MIDDLE TENNESSEE	1/9/20	*	23	1-5	.200	0-3	.000	3-4	.750	1	3	4	5.6	3	2	1	1	2	5	9.2	
Totals			14	378	52-129	.403	17-52	.327	8-11	.727	27	51	78	5.6	27	21	16	12	14	129	9.2

Games played: 14

Minutes/game: 27.0

Points/game: 9.2

FG Pct: 40.3

3FG Pct: 32.7

FT Pct: 72.7

Rebounds/game: 5.6

Assists/game: 1.5

Turnovers/game: 1.1

Assist/turnover ratio: 1.3

Steals/game: 1.0

Blocks/game: 0.9

## CAREER HIGHS

### POINTS

S:.....15 (3x) last at Towson 12/21/19

C: .....22 vs. MFK 12/20/16

### FIELD GOALS

S:.....7 at Evansville 11/24/19

C: .....8 (3x) last vs. LA Tech 1/24/19

### FGA

S:.....14 (2x) last vs. BGSU 12/7/19

C: .....15 (2x) last vs. LA Tech 1/24/19

### 3-POINTERS

S:.....3 (3x) last vs. BGSU 12/7/19

C: ....4 (2x) last at App. St. 11/25/18

### 3PTA

S:.....7 vs. Coppin State 11/19/19

C: .....8 vs. UTEP 3/13/19

### FREE THROWS

S:.....3 vs. MT 1/9/20

C: .....5 vs. ODU 1/3/19

### FTA

S:.....4 vs. MT 1/9/20

C: .....7 vs. Evansville 11/29/18

### REBOUNDS

S:.....11 vs. Bowling Green 12/7/19

C: .....13 (2x) last at UTSA 2/2/19

### ASSISTS

S:.....4 (3x) last vs. BGSU 12/7/19

C: .....5 vs. Southern Miss 2/2/17

### BLOCKS

S:.....3 vs. Norfolk State 11/9/19

C: .....3 (3x) last vs. ODU 1/3/19

### STEALS

S:.....2 (5x) last vs. MT 1/9/20

C: .....4 vs. LA Tech 1/24/19

### MINUTES

S:.....35 at Evansville 11/24/19

C: .....46 vs. LA Tech 1/24/19

## Career Superlatives

	Sea.	Car.
10+ Pts:	7	27
20+ Pts:	0	1
5+ Rebs:	8	45
10+ Rebs:	2	14
5+ Asts:	0	1
2+ Blks:	4	15
2+ Stls:	5	18
Double-Double:	1	8

## CAREER STATISTICS

		CAREER STATISTICS																		
Season	gp-gs	min/avg	Total		3-Point		F-Throws		Rebounds				Scoring							
			fg-fga	pct	fg-fga	pct	ft-fa	pct	off	def	tot	avg	pf	fo	ast	to	blk	stl	pts	avg
2015-16	31-0	234/7.5	18-47	.383	1-6	.167	5-10	.500	17	37	54	1.7	24	0	15	20	10	9	42	1.4
2016-17	22-21	647/29.4	66-133	.496	20-57	.351	19-28	.679	41	102	143	6.5	40	0	33	26	14	18	171	7.8
2018-19	32-31	874/27.3	110-274	.401	29-100	.290	32-45	.711	58	138	196	6.1	69	0	37	42	29	30	281	8.8
2019-20	14-14	378/27.0	52-129	.403	17-52	.327	8-11	.727	27	51	78	5.6	27	0	21	16	12	14	129	9.2
TOTAL	99-66	2133/21.5	246-583	.422	67-215	.312	64-94	.681	143	328	471	4.8	160	0	106	104	65	71	623	6.3



# 23 Alexis Johnson

5-10 | F | Southfield, Mich.  
Southfield HS for the Arts & Tech.

## CAREER HIGHS

### POINTS

S: ..... 9 vs. AB 11/27/19

C: ..... 9 vs. AB 11/27/19

### FIELD GOALS

S: ..... 3 vs. AB 11/27/19

C: ..... 3 vs. AB 11/27/19

### FGA

S: ..... 6 vs. AB 11/27/19

C: ..... 6 vs. AB 11/27/19

### 3-POINTERS

S: ..... 1 vs. AB 11/27/19

C: ..... 1 vs. AB 11/27/19

### 3PTA

S: ..... 2 vs. AB 11/27/19

C: ..... 2 vs. AB 11/27/19

### FREE THROWS

S: ..... 2 (2x) last vs. AB 11/27/19

C: ..... 2 (2x) last vs. AB 11/27/19

### FTA

S: ..... 4 vs. AB 11/27/19

C: ..... 4 vs. AB 11/27/19

### REBOUNDS

S: ..... 6 vs. AB 11/27/19

C: ..... 6 vs. AB 11/27/19

### ASSISTS

S: ..... 1 vs. KCU 11/5/19

C: ..... 1 vs. KCU 11/5/19

### BLOCKS

S: ..... N/A

C: ..... N/A

### STEALS

S: ..... 3 vs. KCU 11/5/19

C: ..... 3 vs. KCU 11/5/19

### MINUTES

S: ..... 15 vs. AB 11/27/19

C: ..... 15 vs. AB 11/27/19

Opponent	Date	gs	min	Total		3-Pointers		Free throws		Rebounds				pf	a	t/o	blk	stl	pts	avg
				fg-fga	pct	3fg-fga	pct	ft-fa	pct	off	def	tot	avg							
KENTUCKY CHRISTIAN	11/5/19		11	2-4	.500	0-0	.000	2-2	1.000	0	2	2	2.0	2	1	1	0	3	6	6.0
NORFOLK STATE	11/9/19		0	0-0	.000	0-0	.000	0-0	.000	0	0	0	1.0	0	0	0	0	0	0	3.0
at Ohio	11/13/19		5	0-0	.000	0-0	.000	0-2	.000	0	1	1	1.0	0	0	0	0	0	0	2.0
COPPIN STATE	11/19/19		dnp	-	-	-	-	-	-	-	-	-	-	-	-	-	-	-	-	-
MORGAN STATE	11/21/19		dnp	-	-	-	-	-	-	-	-	-	-	-	-	-	-	-	-	-
ALDERSON BROADDUS	11/27/19		15	3-6	.500	1-2	.500	2-4	.500	3	3	6	2.3	2	0	2	0	0	9	3.8
at Indiana St.	12/03/19		3	0-0	.000	0-0	.000	0-0	.000	0	1	1	2.0	1	0	0	0	0	0	3.0
BOWLING GREEN	02/7/19		dnp	-	-	-	-	-	-	-	-	-	-	-	-	-	-	-	-	-
at Rutgers	12/15/19		5	1-2	.500	0-1	.000	0-0	.000	0	0	0	1.7	1	0	0	0	1	2	2.8
at Rice	01/02/20		3	0-0	.000	0-0	.000	0-0	.000	1	1	2	1.7	0	1	0	0	0	0	2.4
MIDDLE TENNESSEE	1/9/20		4	1-1	1.000	0-0	.000	0-0	.000	1	2	3	1.9	2	0	0	0	0	2	2.4
Totals		0	46	7-13	.538	1-3	.333	4-8	.500	5	10	15	1.9	8	2	3	0	4	19	2.4

Games played: 8

Minutes/game: 5.8

Points/game: 2.4

FG Pct: 53.8

3FG Pct: 33.3

FT Pct: 50.0

Rebounds/game: 1.9

Assists/game: 0.3

Turnovers/game: 0.4

Assist/turnover ratio: 0.7

Steals/game: 0.5

## Career Superlatives

	Sea.	Car.
10+ Pts:	0	0
20+ Pts:	0	0
5+ Rebs:	1	1
10+ Rebs:	0	0
5+ Asts:	0	0
2+ Blks:	0	0
2+ Stls:	1	1
Double-Double:	0	0

## CAREER STATISTICS

Season	gp-gs	min/avg	Total		3-Point		F-Throws		Rebounds										Scoring	
			fg-fga	pct	fg-fga	pct	ft-fa	pct	off	def	tot	avg	pf	fo	ast	to	blk	stl	pts	avg
2019-20	8-0	46/5.8	7-13	.538	1-3	.333	4-8	.500	5	10	15	1.9	8	0	2	3	0	4	19	2.4
TOTAL	8-0	46/5.8	7-13	.538	1-3	.333	4-8	.500	5	10	15	1.9	8	0	2	3	0	4	19	2.4



# 24Sky Thomas

6-3 | F | Wyoming, Ohio  
Wyoming HS

Opponent	Date	gs	min	Total		3-Pointers		Free throws		Rebounds				pf	a	t/o	blk	stl	pts	avg
				fg-fga	pct	3fg-fga	pct	ft-fa	pct	off	def	tot	avg							
KENTUCKY CHRISTIAN	11/5/19	3		0-0	.000	0-0	.000	0-0	.000	0	0	0	0.0	0	0	2	1	1	0	0.0
NORFOLK STATE	11/9/19	dnp		-	-	-	-	-	-	-	-	-	-	-	-	-	-	-	-	-
at Ohio	11/13/19	1		0-0	.000	0-0	.000	0-0	.000	0	0	0	0.0	0	0	0	0	0	0	0.0
COPPIN STATE	11/19/19	dnp		-	-	-	-	-	-	-	-	-	-	-	-	-	-	-	-	-
MORGAN STATE	11/21/19	dnp		-	-	-	-	-	-	-	-	-	-	-	-	-	-	-	-	-
ALDERSON BROADDUS	11/27/19	dnp		-	-	-	-	-	-	-	-	-	-	-	-	-	-	-	-	-
BOWLING GREEN	12/7/19	dnp		-	-	-	-	-	-	-	-	-	-	-	-	-	-	-	-	-
Totals		0	4	0-0	.000	0-0	.000	0-0	.000	0	0	0	0.0	0	0	2	1	1	0	0.0

Games played: 2

Minutes/game: 2.0

Turnovers/game: 1.0

Steals/game: 0.5

Blocks/game: 0.5

## CAREER HIGHS

### POINTS

S:..... N/A

C: ..... N/A

### FIELD GOALS

S:..... N/A

C: ..... N/A

### FGA

S:..... N/A

C: ..... N/A

### 3-POINTERS

S:..... N/A

C: ..... N/A

### 3PTA

S:..... N/A

C: ..... N/A

### FREE THROWS

S:..... N/A

C: ..... N/A

### FTA

S:..... N/A

C: ..... N/A

### REBOUNDS

S:..... N/A

C: ..... N/A

### ASSISTS

S:..... N/A

C: ..... N/A

### BLOCKS

S:..... 1 vs. KCU 11/5/19

C: ..... 1 vs. KCU 11/5/19

### STEALS

S:..... 1 vs. KCU 11/5/19

C: ..... 1 vs. KCU 11/5/19

### MINUTES

S:..... 3 vs. KCU 11/5/19

C: ..... 3 vs. KCU 11/5/19

## Career Superlatives

	Sea.	Car.
10+ Pts:	0	0
20+ Pts:	0	0
5+ Rebs:	0	0
10+ Rebs:	0	0
5+ Asts:	0	0
2+ Blks:	0	0
2+ Stls:	0	0
Double-Double:	0	0

## CAREER STATISTICS

Season	gp-gs	min/avg	Total		3-Point		F-Throws		Rebounds				pf	fo	ast	to	blk	stl	Scoring	
			fg-fga	pct	fg-fga	pct	ft-fa	pct	off	def	tot	avg							pts	avg
2019-20	2-0	4/2.0	0-0	.000	0-0	.000	0-0	.000	0	0	0	0.0	0	0	0	2	1	1	0	0.0
TOTAL	2-0	4/2.0	0-0	.000	0-0	.000	0-0	.000	0	0	0	0.0	0	0	0	2	1	1	0	0.0





# 32 Paige Shy

5-10 | G | Huntington, W.Va.  
St. Joseph Central Catholic HS

## CAREER HIGHS

### POINTS

S:..... 9 vs. AB 11/27/19

C: ..... 9 vs. AB 11/27/19

### FIELD GOALS

S:..... 2 (2x) last at Rutgers 12/15/19

C: ..... 2 (2x) last at Rutgers 12/15/19

### FGA

S:..... 9 at Rutgers 12/15/19

C: ..... 9 at Rutgers 12/15/19

### 3-POINTERS

S:..... 2 (2x) last at Rutgers 12/15/19

C: ..... 2 (2x) last at Rutgers 12/15/19

### 3PTA

S:..... 9 at Rutgers 12/15/19

C: ..... 9 at Rutgers 12/15/19

### FREE THROWS

S:..... 3 vs. AB 11/27/19

C: ..... 3 vs. AB 11/27/19

### FTA

S:..... 3 vs. AB 11/27/19

C: ..... 3 vs. AB 11/27/19

### REBOUNDS

S:..... 8 vs. AB 11/27/19

C: ..... 8 vs. AB 11/27/19

### ASSISTS

S:..... 1 (3x) last vs. MT 1/9/20

C: ..... 1 (3x) last vs. MT 1/9/20

### BLOCKS

S:..... 1 (2x) last vs. AB 11/27/19

C: ..... 1 (2x) last vs. AB 11/27/19

### STEALS

S:..... 1 (3x) last vs. MT 1/9/20

C: ..... 1 (3x) last vs. MT 1/9/20

### MINUTES

S:..... 20 vs. AB 11/27/19

C: ..... 20 vs. AB 11/27/19

Opponent	Date	gs	min	Total		3-Pointers		Free throws		Rebounds				pf	a	t/o	blk	stl	pts	avg
				fg-fga	pct	3fg-fga	pct	ft-fga	pct	off	def	tot	avg							
KENTUCKY CHRISTIAN	11/5/19		dnp	-	-	-	-	-	-	-	-	-	-	-	-	-	-	-	-	-
NORFOLK STATE	11/9/19	4		0-1	.000	0-1	.000	0-0	.000	0	0	0	0.0	0	0	0	0	0	0	0.0
at Ohio	11/13/19	5		0-1	.000	0-1	.000	0-0	.000	0	1	1	0.5	0	0	1	1	0	0	0.0
COPPIN STATE	11/19/19	10		0-4	.000	0-4	.000	1-2	.500	1	3	4	1.7	1	0	1	0	0	1	0.3
MORGAN STATE	11/21/19	6		1-1	1.000	1-1	1.000	0-0	.000	0	2	2	1.8	1	0	1	0	0	3	1.0
at Evansville	11/24/19	7		0-1	.000	0-1	.000	0-0	.000	0	2	2	1.8	1	0	0	0	0	0	0.8
ALDERSON BROADBUSH	11/27/19	20		2-6	.333	2-6	.333	3-3	1.000	1	7	8	2.8	3	0	0	1	0	9	2.2
BOWLING GREEN	02/7/19	15		1-4	.250	1-3	.333	0-0	.000	0	3	3	2.9	1	0	0	0	0	3	2.3
at Rutgers	12/15/19	16		2-9	.222	2-9	.222	0-0	.000	0	1	1	2.6	0	0	0	0	1	6	2.8
at Towson	12/21/19	8		0-2	.000	0-2	.000	0-0	.000	0	2	2	2.6	1	1	2	0	0	0	2.4
at Rice	01/02/20	13		0-1	.000	0-1	.000	0-0	.000	0	3	3	2.6	2	0	2	0	1	0	2.2
at North Texas	01/04/20	12		1-2	.500	1-2	.500	0-0	.000	0	2	2	2.5	1	1	0	0	0	3	2.3
MIDDLE TENNESSEE	1/9/20	16		1-6	.167	0-4	.000	0-0	.000	2	1	3	2.6	2	1	1	0	1	2	2.3
Totals		0	132	8-38	.211	7-35	.200	4-5	.800	4	27	31	2.6	13	3	8	2	3	27	2.3

Games played: 12

Minutes/game: 11.0

Points/game: 2.3

FG Pct: 21.1

3FG Pct: 20.0

FT Pct: 80.0

Rebounds/game: 2.6

Assists/game: 0.3

Turnovers/game: 0.7

Assist/turnover ratio: 0.4

Steals/game: 0.3

Blocks/game: 0.2

## Career Superlatives

	Sea.	Car.
10+ Pts:	0	0
20+ Pts:	0	0
5+ Rebs:	1	1
10+ Rebs:	0	0
5+ Asts:	0	0
2+ Blks:	0	0
2+ Stls:	0	0
Double-D:	0	0

## CAREER STATISTICS

Season	gp-gs	min/avg	Total		3-Point		F-Throws		Rebounds										Scoring	
			fg-fga	pct	fg-fga	pct	ft-fga	pct	off	def	tot	avg	pf	fo	ast	to	blk	stl	pts	avg
2019-20	12-0	132/11.0	8-38	.211	7-35	.200	4-5	.800	4	27	31	2.6	13	0	3	8	2	3	27	2.3
TOTAL	12-0	132/11.0	8-38	.211	7-35	.200	4-5	.800	4	27	31	2.6	13	0	3	8	2	3	27	2.3



# 34 Lorelei Roper

6-1 | F/C | Charlotte, N.C.  
Carmel Christian HS

				Total		3-Pointers		Free throws		Rebounds											
Opponent	Date	gs	min	fg-fga	pct	3fg-fga	pct	ft-fa	pct	off	def	tot	avg	pf	a	t/o	blk	stl	pts	avg	
KENTUCKY CHRISTIAN	11/5/19		dnp	-	-	-	-	-	-	-	-	-	-	-	-	-	-	-	-	-	
NORFOLK STATE	11/9/19		dnp	-	-	-	-	-	-	-	-	-	-	-	-	-	-	-	-	-	
COPPIN STATE	11/19/19		dnp	-	-	-	-	-	-	-	-	-	-	-	-	-	-	-	-	-	
MORGAN STATE	11/21/19		dnp	-	-	-	-	-	-	-	-	-	-	-	-	-	-	-	-	-	
ALDERSON BROADDUS	11/27/19	13		5-6	.833	0-0	.000	0-1	.000	1	4	5	5.0	2	1	6	2	1	10	10.0	
at Indiana St.	12/03/19	6		0-1	.000	0-0	.000	0-2	.000	1	3	4	4.5	1	0	0	0	0	0	5.0	
BOWLING GREEN	02/7/19	5		0-1	.000	0-0	.000	0-0	.000	1	0	1	3.3	0	0	0	0	0	0	3.3	
at Rutgers	12/15/19	11		0-1	.000	0-0	.000	0-0	.000	0	2	2	3.0	2	0	0	1	0	0	2.5	
at Towson	12/21/19	1		0-0	.000	0-0	.000	0-0	.000	0	1	1	2.6	0	0	0	0	0	0	2.0	
at Rice	01/02/20	15		0-4	.000	0-1	.000	0-0	.000	3	1	4	2.8	0	0	2	0	0	0	1.7	
at North Texas	01/04/20	3		0-1	.000	0-0	.000	0-0	.000	1	0	1	2.6	1	0	0	0	0	0	1.4	
MIDDLE TENNESSEE	1/9/20	5		1-1	1.000	0-0	.000	0-2	.000	0	1	1	2.4	1	0	1	0	0	2	1.5	
Totals		0	59	6-15	.400	0-1	.000	0-5	.000	7	12	19	2.4	7	1	9	3	1	12	1.5	

## CAREER HIGHS

### POINTS

S:.....10 vs. AB 11/27/19

C:.....10 vs. AB 11/27/19

### FIELD GOALS

S:.....5 vs. AB 11/27/19

C:.....5 vs. AB 11/27/19

### FGA

S:.....6 vs. AB 11/27/19

C:.....9 vs. Cleveland St. 12/8/18

### 3-POINTERS

S:..... N/A

C:..... N/A

### 3PTA

S:.....1 at Rice 1/2/20

C:.....1 at Rice 1/2/20

### FREE THROWS

S:..... N/A

C:.....3 at App. State 11/25/18

### FTA

S:.....2 (2x) last vs. MT 1/9/20

C:.....5 (2x) last at FAU 1/17/19

### REBOUNDS

S:.....5 vs. AB 11/27/19

C:.....8 vs. Bluefield State 11/20/18

### ASSISTS

S:.....1 vs. AB 11/27/19

C:.....2 (2x) last at FIU 1/19/19

### BLOCKS

S:.....2 vs. AB 11/27/19

C:.....4 vs. Cleveland St. 12/8/18

### STEALS

S:.....1 vs. AB 11/27/19

C:.....1 (5x) last vs. AB 11/27/19

### MINUTES

S:.....15 at Rice 1/2/20

C:.....22 at App. State 11/25/18

Games played: 8

Minutes/game: 7.4

Points/game: 1.5

FG Pct: 40.0

3FG Pct: 0.0

FT Pct: 0.0

Rebounds/game: 2.4

Assists/game: 0.1

Turnovers/game: 1.1

Assist/turnover ratio: 0.1

Steals/game: 0.1

Blocks/game: 0.4

## Career Superlatives

	Sea.	Car.
10+ Pts:	1	1
20+ Pts:	0	0
5+ Rebs:	1	8
10+ Rebs:	0	0
5+ Asts:	0	0
2+ Blks:	1	3
2+ Stls:	0	0
Double-Double:	0	0

## CAREER STATISTICS

			Total		3-Point		F-Throws		Rebounds										Scoring	
Season	gp-gs	min/avg	fg-fga	pct	fg-fga	pct	ft-fa	pct	off	def	tot	avg	pf	fo	ast	to	blk	stl	pts	avg
2018-19	28-1	385/13.8	36-89	.404	0-0	.000	19-41	.463	31	59	90	3.2	63	1	13	25	17	4	91	3.3
2019-20	8-0	59/7.4	6-15	.400	0-1	.000	0-5	.000	7	12	19	2.4	7	0	1	9	3	1	12	1.5
TOTAL	36-1	444/12.3	42-104	.404	0-1	.000	19-46	.413	38	71	109	3.0	70	1	14	34	20	5	103	2.9

# TV/RADIO ROSTER



**0** KIA SIVILS  
G - 5-7 - SO  
LOUISVILLE, KY.



**1** CHRISTIANA MCLEAN  
G - 5-6 - FR  
WAKE FOREST, N.C.



**2** KRISTEN MAYO  
G - 5-5 - JR  
GRAYSON, KY.




**4** SAVANNAH WHEELER  
G - 5-6 - FR  
CATLETTSBURG, KY.



**5** PRINCESS CLEMONS  
G/F - 5-11 - SR  
CHESTER, PA.



**10** ASHLEY SAINTIGENE  
F - 6-2 - SR  
LAUDERDALE LAKES, FLA.




**15** DAZHA CONGLETON  
G - 5-7 - JR  
HUNTINGTON, W.VA.



**20** TAYLOR PEARSON  
F - 5-7 - JR  
COLUMBUS, OHIO



**21** BRIANNA TONEY  
F - 5-11 - JR  
BEXLEY, OHIO



**22** KHADAIJA BROOKS  
G/F - 5-10 - RS-SR  
BRISTOL, CONN.



**23** ALEXIS JOHNSON  
F - 5-10 - FR  
SOUTHFIELD, MICH.



**24** SKY THOMAS  
F - 6-3 - FR  
WYOMING, OHIO



**25** MAHOGANY MATTHEWS  
F - 6-1 - SO  
YORK, PA.



**32** PAIGE SHY  
G - 5-10 - FR  
HUNTINGTON, W.VA.



**34** LORELEI ROPER  
F/C - 6-1 - SO  
CHARLOTTE, N.C.



**TONY KEMPER**  
HEAD COACH  
3RD SEASON



**ADRIA CRAWFORD**  
ASSISTANT COACH  
SECOND SEASON



**LAZAR MILINKOVIC**  
ASSISTANT COACH  
FOURTH SEASON



**ELIZABETH BROWN**  
DIRECTOR OF OPS.  
SECOND SEASON



**LOGAN FRALEY**  
GRADUATE MANAGER  
FIRST SEASON