



M A R S H A L L THUNDERING HERD™

Marshall Sports Information • P.O. Box Box 1360 • Huntington, W.Va. 25701
Softball Contact: Scott Hall • hall133@marshall.edu
Office: 304-696-4662 • Cell: 540-539-2032



@HERDzone

2019 SCHEDULE: 33-18, 14-7 C-USA

Date Opponent Time

USD Tournament - San Diego, Calif.

2/8	UC-Riverside	W, 5-2
2/8	at San Diego	W, 10-1
2/9	Cal Poly	W, 6-5 (9 inn)
2/9	UC-Riverside	L, 5-4
2/10	Portland State	W, 7-4

Battle at the Beach - Conway, S.C.

2/15	Eastern Kentucky	W, 5-2
2/15	at Coastal Carolina	L, 1-0
2/16	Eastern Kentucky	W, 8-4
2/16	Presbyterian	W, 10-1
2/17	Towson	L, 3-2

Holy City Showdown - Charleston, S.C.

2/22	UMass-Lowell	W, 4-3 (8 inn)
2/22	Iowa State	L, 1-0
2/23	UNC-Wilmington	W, 11-5
2/23	Charleston Southern	W, 10-0 (5 inn)
2/24	Appalachian State	L, 2-1
2/27	Ohio	W, 8-0
3/2	Rider (DH)	W, 2-0 & W, 4-0
3/3	Rider	W, 10-2 (5 inn)

Cherry Blossom Festival - Fairfax, Va.

3/8	Monmouth	W, 1-0
3/9	Lafayette	W, 6-1
3/10	Monmouth	L, 4-2
3/10	at George Mason	W, 5-4
3/16	at Charlotte * DH	W, 7-5 & W, 13-0 (5)
3/17	at Charlotte *	L, 11-6
3/20	No. 13 Kentucky	L, 9-4
3/23	UTSA * DH	W, 5-0 & W, 7-0
3/24	UTSA *	L, 4-2
3/26	at Longwood	L, 13-1 (5)
3/27	at No. 20 James Madison	L, 8-5
3/30	at Southern Miss * DH	W, 6-1 & W, 6-3
3/31	at Southern Miss *	L, 5-0
4/6	WKU * DH	W, 10-2 (6) & L, 7-1
4/7	WKU *	W, 8-7 (8)
4/13	at FIU * DH	L, 9-1 (5) & L, 5-1
4/14	at FIU *	W, 7-1
4/19	LA Tech * DH	L, 10-8 & W, 10-2 (5)
4/20	Louisiana Tech *	W, 7-6
4/23	(RV) Louisville	L, 5-4
4/27	at MTSU * DH	W, 12-0 (5) & W, 8-2
4/28	at MTSU *	W, 5-0
4/30	at Morehead State DH	W, 11-1 (5) & 11-3 (5)
5/1	Pittsburgh	L, 7-3
5/4	Florida Atlantic * DH	1:00 & 3:00PM
5/5	Florida Atlantic *	1:00 PM

Conference USA Tournament

May 8-11 in Birmingham, Ala.

Key

* C-USA Game

Home Games at Dot Hicks Field in **Bold & Green**

All Times are Eastern

The Journey of Team 26

Conference USA Action - Florida Atlantic



Florida Atlantic Owls

20-27, 7-14 C-USA

Head Coach: Joan Joyce, 25th season

Record at FAU: 965-595-1

History: 16 meetings. Series tied 8-8

Previous Meeting: March 24-25, 2018 - Boca Raton, Fla. - The Owls took the series after the Herd won the first game 4-0.



Mya Stevenson C-USA Player of the Week

Freshman Mya Stevenson enjoyed another great week batting .500, slugging 1.500 with four homers, 10 RBI and scored five times as Marshall lost 5-4 to (RV) Louisville and swept Middle Tennessee on the road.

(Photo credit: Rick Hays)

Marshall Probable Starters (based on previous game)

Player	Avg.	AB	R	H	2B	3B	HR	RBI	BB (SB)
1. 2B Armani Brown	.303	152	27	46	4	1	0	10	11 (6)
2. SS Sierra Huerta	.298	121	35	36	8	0	6	27	22 25-HBP
3. 1B Aly Harrell	.339	112	28	38	7	0	13	39	57 17-HBP
4. DP Mya Stevenson	.315	130	30	41	8	2	14	43	19 3-HBP
5. 3B Blakely Burch	.287	136	38	39	8	7	7	29	11 16-HBP
6. LF Rachel Rousseau	.257	70	16	18	6	0	6	20	6 2-HBP
7. C Hayden Ellis	.257	101	21	26	8	1	6	25	30 (1)
8. RF Abigail Estrada	.279	43	12	13	0	0	0	0	0 (2)
9. CF Hannah Giammarino	.253	146	32	37	5	1	7	30	13 (16)

Pitching Staff (by innings pitched)

Player	W-L	ERA	App	GS	CG	IP	R	ER	K
Abigail Tolbert	21-14	2.96	39	32	19	196.0	99	83	146
Kailee Williamson	10-3	3.22	31	18	10	117.1	64	54	84
Ali Burdette	2-0	4.40	8	0	0	14.1	11	9	8
Mya Stevenson	0-1	0.00	1	1	0	0.0	2	0	0

General/Media Information

#MUSB

General Information

Location (Founded) Huntington, W.Va. (1837)
Enrollment 13,631
Affiliation NCAA Division I
Conference USA
Nickname Thundering Herd
Colors Kelly Green and White
Mascot Marco, The Buffalo
President Dr. Jerry A. Gilbert
Athletics Director Mike Hamrick
Assoc. AD/SWA Beatrice Crane Banford
Home Field (Capacity) . Dot Hicks Field (1,000)

Softball History

First Year 1994
All-Time Record 777-643-3
All-Time C-USA Record 170-149-3
C-USA Tourn. Appearances 12
C-USA Tourn. Record 13-13

Softball Staff

Head Coach Megan Smith
Alma Mater North Carolina ['99]
Year at Marshall 1st
Career Record 426-283
MU Record 33-18
Assistant Coach Corey Lyon
Previous School UL-Monroe
Year at Marshall 1st
Assistant Coach Maddie Holub
Alma Mater [Fort Hays State '13]
Year at Marshall 1st
Director of Operations Madi Marshall
Year at Marshall 1st Staff/Played 4 yrs
Athletic Trainer Ryan Smith
Year at Marshall 3rd

Softball Media

Softball Contact Scott Hall
Office Phone 304-696-4662
Cell Phone 540-539-2032
Email hall133@marshall.edu
Asst. AD, Media Relations Jason Corriher
Fax Number 304-696-2325
Mailing Address 1801 Third Avenue
..... Cam Henderson Center, Room 2035
..... Huntington, W.Va. 25703
Softball Office Phone 304-696-4370
Softball Facebook facebook.com/herdsoftball
Softball Twitter @HerdSB
Website HerdZone.com
Twitter @HerdZone

Radio

Tune in to 88.1 WMUL-FM for coverage all season long of Marshall Softball. Fans can tune in online at www.marshall.edu/wmul by clicking one of the Live Streams on the front page. Select games in early season tournaments to be simulcast using Facebook Live.

2018 Team Facts

Letterwinners Returning/Lost 12/7
Starting Position Players Returning/Lost 4/6
Pitchers Returning/Lost 3/1
Newcomers 8

Key Returners

Sr. P Abigail Tolbert
12-11/3.49 ERA/30 GS/10 CG/5 SHO/160.2 IP
Sr. P Ali Burdette
4-9/4.08 ERA/33 APP/91 IP/46 K
Sr. IF Briana Daiss
.252/40 GS/30 Hits/7 2B/5 HR/22 RBI/52 TB
Jr. IF Blakely Burch
.220/53 GS/26 Hits/12 R/5 2B/11 RBI/11 SB
Jr. P Kailee Williamson
8-9/3.77 ERA/34 APP/19 GS/104 IP/65 K
So. IF Aly Harrell
.350/42 Hits/10 2B/11 HR/41 RBI/23 BB/85 TB
Conference USA Freshman of the Year

Key Players Lost

2018 Sr. INF Elicia D'Orazio
.348/63 Hits/42 R/44 SB/All-time leader in SB
2018 Sr. C Taylor McCord
.299/50 Hits/26 R/17 2B/5 HR/30 RBI/14 CS
MU all-time leader in runners CS & Pickoffs
2018 Sr. OF Jordan Colliflower
.350/48 Hits/21 R/15 SB/23-game hit streak
2018 Sr. OF Eloise Tribolet
.279/31 Hits/15 R/10 SB/Robbed 2 HRs
2018 Fr. INF Grayson Radcliffe
.229/53 GS/30 Hits/16 R/6 2B/2 HR/15 RBI
2018 Fr. OF Wylie Glover
.239/23 GS/16 Hits/11 R/6 2B/SC Top 10 catch

Newcomers

OF Hannah Giammarino - transfer from BGSU
INF Brooke Burns - transfer from UNC
INF Sierra Huerta - Moorpark College
OF Carson Lyon - Sterlington, La.
OF Chloe Lee - Tampa, Fla.
OF Rachel Pennington - West Hamlin, W.Va.
C Caitlin Myers - Charles Town, W.Va.
P Mya Stevenson - Mequite, Texas

Media Guidelines

All media requests for Marshall University softball must be coordinated with Scott Hall, Associate Director for Sports Information. To schedule an interview, please contact Scott through one of the means provided. Please keep in mind that class schedules, practices and travel days are subject to change, so it is important to make contact for an interview as soon as possible to ensure schedules do not conflict.

Game Day

Access to players and coaches is limited on game day. Following the conclusion of games on a given day, media members will have access to players and coaches at a designated section of Dot Hicks Field. Press box space is limited. If you wish to cover a game from the box, please contact Scott Hall before the day of a game, in order to ensure seating.

Fans can tune in to 88.1 WMUL-FM and online at www.marshall.edu/wmul for coverage of all the Marshall Softball games, and www.cusatv.com for the live stream of the home games & Conference USA road games. Select early season tournaments with neutral games will be simulcast on Facebook Live through the team page.

Softball Social Media
Twitter: @HerdSB @HerdZone
Facebook: Marshall University Softball
& Marshall University Athletics
Instagram: HerdSB & HerdZone



2019 *THUNDERING HERD*™ Roster

No.	Name	Yr.	B/T	HT	Pos.	Hometown/Last School
00	Abigail Tolbert	Sr.	R/R	5-8	RHP	Barboursville, W.Va./Cabell Midland HS
1	Samantha Loose	Sr.	L/R	5-2	INF	Anaheim Hills, Calif./El Modena HS
2	Brooke Burns	Jr.	R/R	5-4	INF	Chapin, S.C./University of North Carolina
3	Armani Brown	So.	L/R	5-4	INF	Elk Grove, Calif./Cosumnes Oaks HS
4	Sierra Huerta	Jr.	R/R	5-5	INF	Fillmore, Calif./Moorpark College
7	Ali Burdette	Sr.	R/R	5-9	P/UT	Buffalo, W.Va./Buffalo HS
10	Hannah Giammarino	Sr.	R/R	5-5	OF	Amanda, Ohio/Bowling Green State University
11	Carson Lyon	Fr.	R/R	5-4	OF	Monroe, La./Sterlington HS
14	Hayden Ellis	Sr.	R/R	5-6	C	Ashville, Ohio/Teays Valley HS
16	Abigail Estrada	Sr.	L/R	5-3	OF	Torrance, Calif./West Torrance HS
17	Chloe Lee	Fr.	L/R	5-2	OF	Tampa, Fla./Wharton HS
21	Rachel Pennington	Fr.	R/R	5-6	OF	West Hamlin, W.Va./Lincoln County HS
22	Caitlin Myers	Fr.	R/R	5-6	C	Charles Town, W.Va./Washington HS
23	Mya Stevenson	Fr.	R/L	5-6	P/UT	Mequite, Texas/Mesquite Poteet HS
27	Rachel Rousseau	So.	R/R	5-8	OF	Morgantown, W.Va./University HS
43	Aly Harrell	So.	L/L	5-7	INF	Gahanna, Ohio/Gahanna Lincoln HS
44	Katie Adams	So.	L/R	5-6	C	Hurricane, W.Va./Hurricane HS
55	Blakely Burch	Jr.	R/R	5-6	INF	Live Oak, Fla./USC Upstate
77	Kailee Williamson	Jr.	R/R	5-4	RHP	Norco, Calif./Norco HS
98	Briana Daiss	Sr.	R/R	5-8	INF	Clermont, Fla./East Ridge HS

Staff

Head Coach: Megan Smith (1st season)
Assistant Coach: Corey Lyon (1st season)
Assistant Coach: Maddie Holub (1st season)
Director of Operations: Madi Marshall (1st season)
Athletic Trainer: Ryan Smith (3rd season)

Pronunciation Guide


Sierra HUERTA WHERE-tuh
ALI BURDETTE AL-ee Burr-DEBT
Hannah GIAMMARINO jam-a-REE-no
Rachel ROUSSEAU ROO-sew
Briana DAISS Dice

Maddie HOLUB Hall-ubb





Marshall Softball Talking Points



#00 Abigail Tolbert, Sr., P, Barboursville, W.Va.

- 8th in team history wins (33), 10th in games started (62), 7th in shutouts (11), 10th in Ks (233), & T9th in CG (29).
- Leads the team with 21-14 record, starts (32), strikeouts (146) and appearances (39).
- Earned a win in season-opener against UC-Riverside.
- Pitched 16 scoreless with 3 wins at MTSU (4/27-28)
- Career-high 9 Ks in loss to UTSA (3/24)
- Won 4-straight starts (Ohio, Rider 2x & Monmouth), during stretch had a 0.32 ERA, 3 shutouts, 22 innings pitched, allowed 11 hits, 2 runs, 1 unearned run, 20 strikeouts & opponents hits 143 against her.
- Earned complete-game shutout in 2018 with 7 Ks against (RV) James Madison (April 18).



#7 Ali Burdette, Sr., P/UT, Buffalo, W.Va.

- 2nd win of year after 1.1 innings of relief vs. LA Tech (4/19).
- Pitched 1.1 innings at Charlotte (3/17), 1st appearance since Cal Poly game (2/9) due to nagging injury.
- Came on in relief for the final 3 innings against Cal Poly & earned win. Allowed 4 hits, 2 unearned runs & struck out 2.
- Pitched just over 4 innings against Pitt (5/1).
- Came on in relief against No. 10 Tennessee (Feb. 18), pitched 6 innings, spread out 7 hits, allowed just 2 runs, struck out 4 and had 5 assists.
- Hit 2-RBI double at Louisville in 2018 (May 2).
- 2018 C-USA Commissioner's Honor Roll & NFCA All-America Scholar Athlete.



Player of the Week April 22
2019 Warrior Award winner

#14 Hayden Ellis, Sr., C, Ashville, Ohio

- Career weekend vs. LA Tech with 3 HRs (2 in game 1) & 8 RBI.
- .257 avg., 26 H, 21 R, 8 2B, 6 HRs, 25 RBI & 30 BBs.
- Career-best 6-game hit streak ended vs. UTSA (3/24).
- Reached base in 11-straight games, career-high. (3/16-30).
- Over 9 game-stretch, .474 avg. & OB% of .643. (3/16-27).
- Hit RBI 3B in game 1 vs. WKU (4/6) 1st 3B since 2016.
- Drew at least 1 BB for 5-straight games (3/24-30) and totaled 8 walks during span.
- Threw out 2 runners vs. Lafayette (3/9) & vs. No. 13 UK (3/20).
- Great series at Charlotte (3/16-17), hit .625, 5 hits, 3 BBs, hit 2nd career HR in game 3, slugged 1.000, OB% of .727.
- Only appeared in 10 games with 5 starts in 2018, missing most of the season due to a left shoulder injury.



#98 Briana Daiss, Sr., IF, Clermont, Fla.

- 45 games played with 32 starts: 18 DP, 3 3B & 11 OF.
- One of 9 players in team history with 20+ HRs & 100+ RBI.
- 8th in career HRs with 26, & 8th with 119 career RBI.
- 100th career RBI on 2-run HR at Charleston Southern (2/23).
- Hit 1st HR of season in bottom 6th vs. ECU (2/15).
- RBI 1B to give MU 2-run lead over ECU (2/16) in 4th inning.
- 2 hits & 2 RBI in win at George Mason (3/10).
- 2 hits at No. 20 JMU (3/27).
- Career-high 2 HRs in game 1 win at Southern Miss (3/30).
- Only player in program history to begin collegiate career with a walkoff HR in 1st career plate appearance. Feb. 14, 2016 vs. Alabama State with a PH 2-run HR in the 8th.



#4 Sierra Huerta, Jr., IF, Fillmore, Calif.

- 2 hits in each game vs. LA Tech including 2 2Bs in game 2.
- MU all-time leader in HBPs in a season with 25.
- Leads MU with 25 HBPs, 3rd - 22 BBs & 2nd - .488 OB %.
- 1st in nation in HBPs/game (0.49) leads C-USA.
- Recorded 1st hit for MU in opener vs. UC-Riverside (Feb. 8).
- Reached base safely in the first 9 games of year.
- Belted 1st Div. 1 HR with a grand slam in 1st inn. vs. Presbyterian (2/16).
- Hit 3rd MU homer vs. UTSA (3/23) to give Herd 2-0 lead.
- Hit solo home HR & scored twice in game 2 win at S. Miss.
- 1st Herd SS to wear #4 since MU Hall of Famer Jessica Williams (2003-06).
- Starred in 2 seasons at Moorpark College (Calif.).



#77 Kailee Williamson, Jr., P, Norco, Calif.

- 3.22 ERA with 4 shutouts and 10-3 record.
- Pitched a great weekend at USD Tournament with 4 app., 1 start, a 0.00 ERA in 17 inn., 9 hits, 4 unearned runs, & 10 Ks.
- 1st start of season vs. San Diego (Feb. 8) & allowed 4 hits, 1 unearned run and 2 Ks in 10-1 complete-game victory.
- Earned 1st career save with 2.1 innings of relief, 1 hit and no runs allowed vs. Portland State.
- Pitched complete-game, 1-hitter shutout at Charleston Southern (2/23).
- Has 172 career Ks 13th all-time at MU & 23 wins 12th.
- 4 wins in 2019 came with 10 runs from Herd offense (San Diego, Presbyterian, Charleston Southern & Charlotte).



#1 Samantha Loose, Sr., IF, Anaheim Hills, Calif.

- Started back-to-back games at Charleston Southern & vs. App. State, recorded 1st hit of year vs. UNCW before 2 GS streak.
- 1-for-2 with a run and a walk in start at Charleston Southern.
- Scored game-winning run in walk-off vs. LA Tech (4/20).
- Named C-USA All-Freshman team in 2016.
- Has appeared in 92 games with 45 starts.
- 28 career hits with 7 doubles.
- Recorded a hit, scored a run and drew a walk in 2018 win over UMass-Lowell (Feb. 17).
- Scored a run to get MU on the board during Herd's comeback from down 2-0 at Southern Miss in game 2 win.
- 3-time C-USA Commissioner's Honor Roll, 2016 C-USA Academic Medalist, 2-time NFCA All-America Scholar Athlete.



#10 Hannah Giammarino, Sr., OF, Amanda, Ohio

- Slugging .445 (5 2Bs, 1 3B & 7 HRs) & OB .314 (13 BBs).
- 1st start in Herd uniform against San Diego (Feb. 8).
- Threw out 2 runners at home to save game for MU vs. Cal Poly (Feb. 9). Bottom of 7th & then bottom of 8th. Both would have been game-winners. Scored go-ahead run in 9th.
- Smashed 1st home run with the Herd and 4th collegiate homer in win over ECU and had 4 RBI on 2 hits.
- 16th player in MU history 3 steals in a game, vs. Rider (3/3).
- Hit game-ending RBI 2B in 6th vs. WKU (4/6).
- Hit game-ending GRAND SLAM vs. LA Tech game 2 (4/19).
- Hit solo HR in 7th to cut LA Tech lead to 1 in series finale.
- Played in 98 games with 79 starts while at Bowling Green.
- Played HS & travel ball with Hayden Ellis.



#16 Abigail Estrada, Sr., OF, Torrance, Calif.

- Has played in 42 games with 16 starts in the OF.
- Tied career-high 3 hits in 3-for-4 performance in MU's game 1 win at Southern Miss. Recorded Herd's lone hit in game 3 loss.
- Base hit & a stolen base in start vs. UC-Riverside (Feb. 8).
- Stole a base & scored game-tying run at George Mason (3/10).
- 2-for-3 with 2 runs in game 2 at Charlotte (3/16).
- Was awarded the 2018 Herdspy for Olympic Sports Moment of the Year with walkoff base hit vs. DePaul in the 2017 NCAA Regionals.
- 179 career games with 88 starts. 59 hits, 52 runs, 28 SB.
- 3-time recipient of the C-USA Academic Medal, 3-time C-USA Commissioner's Honor Roll & 3-time NFCA All-America Scholar Athlete.



#2 Brooke Burns, Jr., IF, Chapin, S.C.

- Appeared in 1st game with Herd to pinch run at San Diego (Feb. 8) and scored a run.
- Recorded 1st MU hit with PH in 7th at Charlotte (3/17).
- Key addition with transfer from UNC Tar Heels.
- Played in 38 games over 2 seasons at UNC, just 8 appearances in 2018 dealing with injury.
- As a freshman, scored go-ahead run as a PR vs. NC State in bottom of 5th in ACC semifinals.
- Recorded 1st career hit (at UNC) vs. Campbell in 2018 regular season finale.
- Bat over .400 every season, set school record with 51 RBI as a junior. Was 4-time all-state selection.
- 2015 finalist for South Carolina Player of the Year.



#55 Blakely Burch, Jr., IF, Live Oak, Fla.

- MU single-season record holder for triples - 7.
- Set triples record in game 2 at Morehead State (4/30).
- Hit walk-off 2-run 2B in game 3 vs. LA Tech (4/20).
- 18th in nation in HBPs/game 0.33 (16), 3rd in C-USA.
- 4th all-time at MU with 8 career 3Bs.
- T4th in the nation with 7 3Bs & 1st in C-USA.
- Drilled 2 HRs during series sweep at MTSU (4/27-28).
- Smacked 3-run HR in 6th vs. WKU to give MU 7-6 lead (4/7).
- Scored a run in 8-straight games (3/17-30).
- Hit 1st career HR during 2-hit, 2-RBI game vs. Towson (2/17).
- Hit .556, 5 hits, 1 3B, 1 HR, 6 RBI, 1.111 Slug % and .600 OB % during 4 home games vs. Ohio & 3-game series with Rider.
- Season-high on base streak of 15 games (3/3-30).



#3 Armani Brown, So., IF, Elk Grove, Calif.

- Has reached base safely in the last 11 games.
- Batting .529 over last 6 games with 9 hits & 8 runs.
- Has 2 hits in each of the last 3 games.
- First career triple in game 2 at MTSU (4/27).
- Scored career-high 3 runs in game 1 at Morehead State (4/30).
- Hit .364 during USD weekend with 8 hits, 3 runs, & 3 RBI.
- Began season with 6-game hitting streak, 10 total going back to 2018 with hits in 4-straight before knee injury.
- 3-of-4 with 1 run, 1 RBI and 1 SB vs. UCR (Feb. 8).
- Hit 2 2Bs during Cherry Blossom Classic & scored run after both (vs. Monmouth & George Mason), run vs. George Mason gave MU lead in top 7th.
- 6 games with 4 starts in 2018 due to knee injury.



Marshall Softball Talking Points



**C-USA Player of the Week
April 8**

#27 Rachel Rousseau, So., OF, Morgantown, W.Va.

- Missed 30 games due to hand injury, returned with a bang vs. WKU with a Grand Slam & WALK-OFF homer in the series. Grand Slam was 1st career HR. Walk-off HR gave MU series win.
- Hit .444, slugged 1.111 & .500 OB % during WKU series.
- 3-run HR for 3rd of year at FIU game 3 (4/14).
- Hit 4th HR vs. LA Tech, all 4 HRs this season in last 10 games.
- Has 18 hits & 12 have gone for extra bases (6 2Bs & 6 HRs).
- Opened season with three-straight games with 2 hits.
- 2 2Bs, 2 runs, 2 RBI & 1 BB in season-opener vs. UCR (Feb. 8).
- 2018 Hit pinch hit, walkoff 2-run double in game two win over MTSU on senior day (May 6, 2018).
- Named to C-USA Commissioner's Honor Roll and earned Academic Medal.



**Preseason All-Conference
Selection**

#43 Aly Harrell, So. IF, Gahanna, Ohio

- 9th all-time at MU in HRs (24). 1st MU player with back-to-back 10+ HR seasons since Rachel Folden & Sam Rodriguez (2007-08).
- 1-of-4 players MU history with 10+ HRs in a season 2+ times Rachel Folden (3x), Sam Rodriguez (2x) & Jazmine Valle (2x).
- Hit 20th HR & HBP 3 times at No. 20 JMU (3/27).
- Set MU record with an RBI in 10-straight games (3/2-20).
- Tied MU single game record with 4 BBs vs WKU (4/7).
- Walked 3 times and belted 8th HR of season vs. No. 13 UK.
- Leads C-USA OB% (.596), BBs (57), & Slg (.750).
- Had a .773 OB% during USD Weekend after 11 BBs & 2 HBP while finishing with just 9 total ABs.
- Career-high 2 HRs vs. Presbyterian with 4 RBI.
- Reached base in 22-straight games (2/16 - 3/27).



#44 Katie Adams, So. C, Hurricane, W.Va.

- 38 games with 26 starts: 21 DP & 5 Catcher.
- Drew PH walk to load bases leading to game-ending grand slam by Giammarino in game 2 win over LA Tech (4/19).
- PH 2-RBI 2B in game 1 at MTSU (4/27).
- Drove in 1st run of the game for Marshall in 3-straight wins: UNCW, Charleston Southern & Ohio.
- Walked twice & 1 hit in game 3 vs. WKU (4/7).
- Reached base safely 11-straight games (3/2-23).
- 2-of-4 with a run & 2 RBI at Charleston Southern (2/23).
- Over 8 game span (3/8-17), hit .421, 8 hits, 2 2Bs & 0 Ks.
- Was just third player in program history to be intentionally walked twice in a single game at FGCU (March 21).
- Named C-USA Commissioner's Honor Roll.



#11 Carson Lyon, Fr., OF, Monroe, La.

- Will sit out 2019 season due to knee injury.
- Daughter of assistant coach Corey Lyon.
- Played at Sterlington High School.
- 4-time all-district honors as 2nd team IF (2015), 2nd team OF (2016), 1st team IF (2017), 1st team OF (2018).
- 2017 named All-NELA and team finished 2A Runner-up.
- 2018 named 1st team All-Parish, 1st team All-NELA & All-State.
- Heavily involved in clubs: National Hispanic Honor Society, Student Council, Beta Club, Character Counts, Spanish Club, FCA & was a teacher's aid for kids with special needs.
- Older sister Cheyanne played softball four years at UL-Monroe.



#17 Chloe Lee, Fr., OF, Tampa, Fla.

- 45 games with 23 starts. 2nd on team with 10 steals.
- 1st career hit in 1st career AB vs. UCR (Feb. 8).
- Hit .353 USD weekend, 6 hits, 2 runs, 2 RBI, 2 BBs & 3 SBs.
- Was 3-for-3 with a run, RBI & 2 SBs vs. Portland St. (Feb. 10).
- Drew 2 BBs & 2 SBs in win over Presbyterian (2/16).
- Hit .400 during Holy City Showdown & scored 4 runs, including MU's lone run vs. Appalachian State (2/24).
- Had diving catch in RF in bottom 5th in game 1 win at S. Miss.
- Led Wharton HS in stolen bases all four years.
- 2-time All-Conference selection in Hillsborough County 8A.
- Led HS to 1st district championship during junior year.
- Named HS Offensive MVP after sophomore season batting .431, 31 hits, 31 runs and .512 OB%.




#21 Rachel Pennington, Fr., OF, West Hamlin, W.Va.

- 34 games mostly as a PR with 1 start in LF. 13 runs & 9 SBs.
- Scored a run in 3-straight games (4/19-23).
- Stole base & scored vs. No. 13 Kentucky (3/20).
- Earned 1st career start in game 2 vs. Rider (3/2).
- Appeared as a pinch runner in 4 games at USD Tournament.
- Stole 2 bases and scored two runs during weekend.
- Stole 1st collegiate base in 4th inning vs. UCR (Feb. 8).
- Scored 1st collegiate run vs. UCR (Feb. 9).
- Stole 60 bases in 32 games during senior year to become school's all-time steals leader, & set the record on senior night, despite missing freshman season due to injury.
- Played travel ball with current teammate Katie Adams.



#22 Caitlin Myers, Fr., C, Charles Town, W.Va.

- 5 games played with 2 spending time at catcher.
- Recorded 1st career hit, 2B & RBI at George Mason to tie game with two outs in the 6th.
- Made 1st collegiate appearance with AB and inning at catcher vs. Presbyterian (2/16).
- Drew a BB in 7-pitch PH at-bat vs. Towson in 7th inn. (2/17).
- Finished prep career at Washington HS as all-time leader in RBI (73), 2Bs (28), 3Bs (12) & HRs (7). Hit .429 as a senior.
- Holds school single season records for 2Bs (12) & 3Bs (5).
- 5-time All-EPAC honors: four 1st team selections (2014, 2016-18) & one 2nd team (2015).
- Team won EPAC (Eastern Panhandle Athletic Conference) Championship in 2017.



**C-USA Player of the Week
March 18 & April 29**

#23 Mya Stevenson, Fr., P/UT, Mesquite, Texas

- MU freshman season record holder with 14 home runs.
- 4 HRs, 10 RBI, 5 runs & slugged 1.500 over four game span of Louisville & series at MTSU.
- Hit 2 HRs in game 1 & another in game 2 at MTSU (4/27).
- Monster weekend at Charlotte (3/16-17). Hit for 1st cycle in MU history in game 1, 3-for-3 with 7 RBI (tied for 2nd most in MU history) in game 2. Finished series .727 avg., 8 H, 4 2Bs, 3B, 2 HRs, 10 RBI, 1.818 Slg %, .750 OB %.
- Hit WALK-OFF 2-run HR in 8th vs. UMass-Lowell (2/22).
- Drew 3 BBs and 1 HBP in game 1 vs. LA Tech (4/19).
- 2-for-3, 2 R, 1 RBI & 1 BB in 1st game vs. San Diego (Feb. 8).
- Hit 4th HR at Charleston Southern on her birthday (2/23).
- Mesquite Poteet HS all-time leader in strikeouts & HRs.





Marshall Softball Talking Points-Coaches



Head Coach Megan Smith, 1st Season Overall Division I record: 347-242/Overall Collegiate Record: 426-283

- Hired on July 25, 2018
- Won 1st game with the Herd in MU debut vs. UC-Riverside, 5-2 win (Feb. 8).Went 4-1 during the first tournament at the helm for Marshall.
- Earned 400th career coaching win Feb. 16, 2019 with 10-1 victory over Presbyterian. Herd also tied single-game, program record with 5 HRs in the win.
- Spent the past nine seasons as the head coach at Kansas University. Recorded six 30+ win seasons including a 40-15 mark in 2015. Finished with 273 wins.
- Took the Jayhawks to NCAA Regionals in 2014 & 2015. In 2015 the team spent 7-consecutive weeks ranked in the top 25.
- Kansas led the Big 12 and the nation with a conference record .345 batting average. Also set team records with a .979 fielding percentage in 2014 (2nd highest nationally), and 60 home runs in 2011.
- Team sported a 20-game winning streak in 2012.
- Boasted an 11.5 game won-loss record improvement in 2011 from the year before, the 16th-best turnaround in NCAA history. Kansas opened the season with a 26-3 record, the best start in program history.
- While at Kansas, the Jayhawks had one All-American, one Academic All-American, 20 All-Big 12 selections, 20 NFCA All-Region selections, 50 All-Big 12 Academic Team honorees, three Big 12 Scholar Athletes of the Year and three players taken in the NPF Draft.
- Actually coached against Marshall in her first season at Kansas, during the Florida Lipton Invitational hosted by the Florida Gators. Marshall won the first matchup 7-3 on Feb. 19 and then the Jayhawks won the second contest, also by a score of 7-3, on Feb. 21.
- Started the softball program at Western Carolina and finished with a 41-20 record in the first season (2006) and a 16-4 Southern Conference mark and was named SoCon Coach of the Year. The Catamounts won the regular season title along with 6 players named all-conference (5 1st team), 2 All-Region 2nd team and the 2006 Pitcher of the Year (Mendy McKenzie). Western Carolina broke the conference single season home run record with 81 and were ranked 3rd in the country in home runs per game, 14th in slugging percentage and 19th in scoring.
- Spent two seasons as the head coach at Young Harris and had a 79-41 record. Finished as the NJCAA Regional Runner-up both years.
- Prior to coaching at Kansas, spent three seasons as an assistant at LSU under Yvette Girouard. Tigers won the 2007 SEC Tournament, the Stanford Regional in the NCAA Tournament and finished the year with 55 wins. LSU ended the regular season 3rd in the ESPN/USA Today Poll.
- Also was an assistant coach at Charlotte in 2003 and for her alma mater UNC in 2004. The Tar Heels made the NCAA Tournament (Waco regional) that season.
- Played third base at UNC for Donna J. Papa from 1996-99. Still listed fifth all-time in career assists with 380. Team finished first in the ACC in 1996 and 1998. Won 30+ games in a season three times, record of 125-106 during playing days.
- Also played against Marshall three times as a player at UNC. The Tar Heels won two of the three games. UNC won the first 3-2 on Feb. 25, 1996. Marshall won the second, 1-0, Feb. 21, 1997. UNC took the third one, 8-0 on March 14, 1997.



Assistant Coach Corey Lyon, 1st Season (Coaching 3rd base)

- Hired on Aug. 8, 2018
- Spent the past four seasons as the head coach at UL-Monroe.
- Warhawks totaled 111 wins including two 30+ win seasons.
- During tenure had 10 players named to the All-Sun Belt Conference teams, two NFCA All-Region selections and six players chosen by the Louisiana Sports Writers Association for All-Louisiana recognition.
- Team earned the Sun Belt Conference Team GPA Award in 2015 & 2016.
- Broke several school offensive records including team batting average, RBI in a season, runs scored in a season, hit by pitches in a season, team slugging percentage, on base percentage and most runs scored in a game.
- Finished 2018 season in the top 30 in the nation in batting average, scoring and stolen bases.
- In 2015, UL-Monroe finished second in the country with 143 stolen bases. Just 10 steals behind Marshall for the top spot.
- Also coached at Southern Arkansas University (2011-14) and led program to its first winning season in 9 years. His 90 wins in 3 years was the most in program history over a 3-year span. The Lady Muleriders set 31 school records and won the 2014 Great American Conference Tournament to qualify for the 1st Division II NCAA Tournament in program history.
- Previous coaching experience includes four seasons at Paris Junior College (Texas) where he compiled a 125-53 record.



Assistant Coach Maddie Holub, 1st Season (Coaching 1st Base)

- Hired on Aug. 22, 2018
- Spent the past four seasons as the pitching coach at Saint Leo University (Saint Leo, Fla.).
- Helped the Lions to back-to-back NCAA Division II postseason appearances and reached the World Series in 2018.
- Saint Leo never won fewer than 37 games during her tenure.
- Coached Stephanie Adkins who won back-to-back Sunshine State Conference Pitcher of the Year honors.
- Team also featured five pitchers in a three-year span named all-conference.
- Her pitching staff ERAs stayed below 2.04 during all four years. Highlighted by a 0.93 staff ERA in 2016 that garnered the National Statistical Championship.
- Team averaged 16 shutouts per season.
- Prior to Saint Leo, Maddie coached at Fort Hays State, her alma mater. The Tigers were ranked as high as No. 13 in the country during time on staff.
- Also coached overseas in Collecchio, Italy with the Collecchio Softball 17U and 10U squads.
- Still holds career records at Fort Hays State as a pitcher and hitter with hits (255), runs scored (183), RBI (160), home runs (46), wins (77) and strikeouts (974). Her name also appears in many other top-10 categories.
- She tossed 7 no-hitter and shared in an 8th. Contributed to 2 perfect games.
- 4-time all-conference honors as well as the Mid-America Intercollegiate Athletics Association Player and Pitcher of the Year as a senior in 2013.



Director of Operations Madi Marshall, 1st season

- First season on staff with the Herd after playing four years for the Green & White.
- Named the 2018 Warrior Award Winner named in honor of former teammate Emileigh Cooper. The award is given each year to the player who best personifies the qualities that Cooper established as a member of the Herd from 2012-15.
- Won the 2018 Herdsby for Perseverance.
- Three-time NFCA All-America Scholar Athlete.
- Four-time Conference USA Academic Medalist and four-time member of the C-USA Commissioner's Honor Roll.
- Appeared in 153 career games with 57 starts. Experience playing at second, outfield, designated player, pinch hitter and pinch runner.
- Finished with 38 hits, 50 runs scored, 7 doubles, 1 triple, 1 home run, 23 RBI and 7 stolen bases.
- Lone home run was a grand slam at home against FIU in 2016.
- Set a Herd pinch-running record scoring a run in 10-consecutive games in 2017, all Marshall wins.
- Hit pinch hit 2 RBI triple against Kent State in 2018.
- Had a career-best 6-game hitting streak (Feb. 28-March 4, 2018) and bat .500 during that span.
- Hit three doubles during the Carolina Classic in 2018.

HERD NOTES

Last Time Out: Marshall Sweeps MTSU & Morehead State, falls to Pitt

Marshall's offense exploded during five-straight wins with a series sweep over Middle Tennessee and a doubleheader at Morehead State, combining to outscore the opposition 47-6. The Herd struggled in the loss to Pitt at home, 7-3.

Marshall drilled nine home runs in the series at MTSU including eight in the Saturday doubleheader. Freshman **Mya Stevenson** hit two in the first game and added a third in the second contest. The Herd has now obliterated the team home run record, formerly 52 in 2008, with now 65 going into the final weekend of the regular season. Marshall had hit a home run in 10-straight games, from game three at FIU (April 14) through game two at Morehead State (April 30). The streak came to an end in the loss to Pitt.

Senior pitcher **Abigail Tolbert** picked up four more wins over the past week, earning all three at MTSU with 16 scoreless innings and one more at Morehead State. Tolbert now has a career-high 21 wins this season.

Stevenson was named Conference USA Player of the Week for a second time after smacking four home runs, driving in 10 runs, scoring five runs and slugging 1.500 during the four-game stretch of Louisville through the series at Middle Tennessee.

Burch Takes Third and MUSB History

Anyone who has watched junior **Blakely Burch** take off out of the batter's box knows that she is always looking for an extra base. And because of this hustle and style of play, Burch has etched her name into the Marshall record books. In the top of the fifth inning of an 11-3 win in game two at Morehead State, Burch sent a pitch to the top of the wall in left, and was looking for third base the whole way. The junior blazed around second base and slid into third to break the program single season record with her seventh triple, breaking the two-year old record held by Morgan Zerkle.

Blakely Burch Triple Watch Update: 7 - 6th in the nation 3Bs/game (.14), T4th in total & 1st in C-USA

Tolbert and Williamson Double-digit Wins

Heading into the final three games of the 2019 regular season, senior Abigail Tolbert and junior Kailee Williamson have achieved something that has not happened that often at Marshall, both pitchers have earned 10 or more wins this year. Tolbert has 21 and Williamson earned her 10th of the year in game two at Morehead State. The last time two Herd pitchers both had 10 or more wins in a season was 2009 as Katie Murphree had 14 and Autumn Mitchell recorded 11. The last time Marshall had a 20+ game winner and a 10-game winner, 2005. Randi Nielson won 21 games and Abigail Harter earned 14 wins as Marshall finished as the top seed in the Mid-American Conference.

Great Googaly Moogaly Have Yourself a Day at the Plate Hayden Ellis

Senior catcher **Hayden Ellis** had a career weekend in the series win over Louisiana Tech that culminated in being selected Conference USA Player of the Week for the first time in her career. During the Friday doubleheader, the Herd came out for pregame warmups wearing different colored shirts to represent different types of cancer and the names on the back of the shirts of the people that the players were playing for during Marshall's Cancer Awareness Day. Ellis had her father's name on the back as he just had his battle against cancer. The senior catcher came through in a big way as she hit two home runs in the first game. The first homer put Marshall on the board and cut the LA Tech lead to two, 3-1. Her second was a three run shot in the bottom of the seventh that gave the Herd a chance as Marshall went into the inning trailing by five.

Despite the game one loss, Ellis kept her hot bat going with her third home run of the day for a two-run blast in the third inning that gave Marshall a 3-0 lead. She later drove in another run on a ground out and was walked in the fifth prior to **Hannah Giammarino's** game-ending grand slam. Ellis ended the day with three hits, all home runs and drove in seven. She had only hit just two home runs in her career before that day.

Prior to game three, Ellis was named the Warrior Award winner for all of her battles on and off the field to stay with and fight for the Herd. During the series finale win, Ellis threw out one potential base-stealer and drew a bases loaded walk for her eighth RBI of the series.

Warrior Award: 2019 Winner - Hayden Ellis

In memory of former Herd great **Emileigh Cooper**, the Marshall softball staff established the Warrior Award that will be given out each year to the player that best personifies the qualities that Cooper established as a member of the Herd from 2012-15. Saturday, April 20, before the series finale against Louisiana Tech, the 2019 Warrior Award will be presented.

As a senior in 2015, players were told to pick one word that would be significant and have meaning to them. Cooper chose "Warrior" and her identity statement that season was, "I am a confident Warrior. I am the fire in C-USA that will always keep burning." At home against WKU on March 13, 2015, the Herd and Hilltoppers were locked in a scoreless battle that went into the 10th inning. Cooper came up to the plate, after **Rebecca Myslenski** was walked, and got to see one pitch before the game was called because of rain. The teams came back the following morning and picked up right from there. As Cooper prepared to go to the plate she looked at freshman **Elicia D'Orazio** who was batting behind her and warming up and said "Don't worry about getting ready. I'm going to end this now." Cooper saw two more pitches before blasting a home run off 2015 C-USA Pitcher of the Year Miranda Kramer for the walk-off win.

This season for the 2019 Warrior Award, our recipient (**Hayden Ellis**) has earned the title. She has battled through adversity on an off the field. Not only has she fought through three seasons of trying to see more playing time on the field, behind one of the greatest catchers in Herd history, she made a great comeback from a shoulder injury that took away almost her entire junior season. She has fought through personal tragedy in losing a close friend and has also seen her father fight cancer, and who we are now glad to say is cancer free. Our 2019 Warrior Award winner has had a career year in 2019 with 40 games played, 36 starts, 19 hits, 12 runs, seven doubles, one triple, one home run, 13 RBI and 21 walks. She has come through in clutch situations and over a nine-game stretch in March, hit .474 with an on-base percentage of .643. She has thrown out two runners in a game twice adding her name to the list of catcher greats in program history that have completed the feat.

Warrior Award Winners

2017 - **Rebecca Myslenski**


2018 - **Madi Marshall**

2019 - **Hayden Ellis**

Welcome Back Miss Clutch - Rachel Rousseau Named C-USA Co-Player of the Week April 8, 2019

Sophomore **Rachel "Miss Clutch" Rousseau** announced her return to the lineup in a big way against WKU at Dot Hicks Field (April 6-7) and was named Conference USA Co-Player of the Week for her heroics. Rousseau had missed the previous 30 games due to a broken hand that she suffered during the opening weekend in San Diego. February 10 against Portland State was her last time on the field, and she had opened the season with a big bat. Rousseau hit three doubles in the first two games, was batting over .300, and also made a diving catch against San Diego.

In game one against WKU, it took the leftfielder until her third time at the plate to reach base (had a sac bunt in her second plate appearance) but she did it with a loud bang. With bases loaded and the Herd leading 3-2, Rousseau crushed a laser shot to left for her first career home run, and the grand slam put Marshall up by five. Rousseau's flair for the dramatic continued in game three as the two teams battled to win the series. The sophomore gave the Herd the lead in the fourth (4-3) with a single that plated a run. However, her biggest moment came up in the bottom of the eighth. With the game tied at 7-7, Rousseau smashed the 328th and final pitch of the game on a full-count to



Photos by Adam Gue

HERD NOTES Continued

left-center to give Marshall the walk-off win in front of a lively crowd. Rousseau burned the Lady Toppers in the top of the eighth last season driving in the go-ahead run with a pinch hit double and then later scoring to give Marshall a two-run advantage. The Herd held on in that contest for the only win of the series in Bowling Green in 2018.

Another Long Time Herd Record Gets Plunked

Junior Sierra Huerta has had quite the "bruising" start to her Marshall career. Only 38 games into the season and Huerta has moved to the top of the Herd record books, knocking off a 12-year old mark in a category that not too many people have really attempted to go after. Hit-by-pitches in a season. In 2007, then freshman Marcena Bertoldo (2007-10) finished the year with a team record 16 hit-by-pitches. Bertoldo continued her bruising way at the plate throughout her career ending up as Marshall's all-time leader with 53. Huerta broke the mark in game two of the home series with WKU by collecting her 17th (now up to 18) bean ball of the year. The junior shortstop has been plunked at least once in each of the last five games, and in seven of the last eight. She was hit twice in game one against WKU. Bertoldo collected her 16th and final HBP on April 21 in game one against Memphis. Bertoldo went the final seven regular season games and three conference tournament games without another. How much further will Huerta (who is currently second in the nation in HBPs per game as of April 8) raise this bruising record? Sixteen regular season games remain. The national record for a season, 44 by Cheryl Wyrick of Liberty in 62 games in 2000.

Four-straight Series Wins to Open the Season

Head Coach **Megan Smith** has had a great start in her first season at Marshall, overall and in conference play. The Herd has taken the first four Conference USA series in 2019 over Charlotte, UTSA, Southern Miss and WKU, going to 2-1 in each set. Marshall was picked in the preseason conference polls to finish eighth, but yet the Herd sits in second place in the east. It is also just the fourth time in program history that Marshall has opened a season winning at least the first four conference series matchups joining the squads from 2003, 2005 and 2017.

The 2003 team won every series matchups in the Mid-American Conference and finished 20-4, taking home the regular season championship. In 2005, Marshall won every series again and finished 20-4 in first place in the MAC. In 2017, the Herd won its first five C-USA series before falling twice at FIU. The 2017 MUSB team again finished 20-4 in conference play earning the regular season title and making its way into the national rankings.

Mya Stevenson Hits for the Cycle and Continued to Smash her way into the MUSB Record Book

Freshman **Mya Stevenson** was named Conference USA Player of the Week on March 18, after a weekend that has never been seen in the annals of Marshall softball. Stevenson began the weekend series at Charlotte with a triple down the right-field line in her first plate appearance. That shot was the beginning of history. In the third, Mya dropped a single into shallow center field. In the fifth, she smashed her seventh home run of the year for a two-run shot to right. She was given another chance at the plate leading off the top of the seventh and the Herd leading by one. Stevenson smacked a pitch to left and legged out a double. It was the first cycle in Marshall softball history.

Her bat stayed ablaze in game two. In the first inning with two runners on, Stevenson crushed her now team-leading eighth homer of the season and gave Marshall a 4-run lead. In the second, Charlotte opted to intentionally walk **Aly Harrell** to load the bases to get to Stevenson who was already a combined 5-for-5 with four extra base hits. The freshman ripped a two-run double to left-center and now had five RBI in the game. She came to the plate again in the third with two outs and the bases loaded, and responded with her third double of the day and drove in two more runs to give her seven RBI, just one short of the Herd program record. Stevenson stepped to the plate again in the fifth but this time Charlotte did not give her a chance to do anymore damage, walking her for the first time in the series. She ended the Saturday doubleheader a perfect 7-for-7 at the plate, reached base safely in all eight plate appearances, three doubles, a triple, two home runs, nine RBI and slugged 2.571.

In game three, Stevenson looked like she was going to continue her hot weekend with an RBI double in the first inning. It was her seventh extra base hit of the series. The 49ers retired Stevenson in her next three at-bats. However, she finished the weekend batting .727, eight hits, four runs, four doubles, triple, two home runs, 10 RBI, slugged 1.818 and an on base percentage of .750.

Look Up And Say GOODBYE

The long ball has been a large part of Marshall's success in 2019. The Herd has already smacked 27 home runs in the first 26 games surpassing the team total from a year ago. In 2018, Marshall hit just 24 home runs and then freshman **Aly Harrell** led the way with a Herd rookie record of 11. The final homer of the year came in the last game of the season as Harrell belted her 11th against WKU in the Conference USA Tournament. In 2019, despite not hitting a homer in the first five games, the bats have been hot with seven games of two or more dingers, and five games with three or more. Marshall tied a team record with five home runs in the win over Presbyterian (Feb. 16) and the team season record is 52 set in 2008. Seven different players for the Herd have participated in the home run party (see below for list). **Mya Stevenson** and Harrell have had a great back-and-forth battle for who will lead the team in round-trippers. As first one will lead, then the other will tie, then possibly take the lead again. Before the series at Charlotte, they were both tied at six. Harrell hit a homer first and then two innings later Stevenson tied up Harrell with her seventh. Stevenson then took the team lead with another in game two. Stevenson also stands just three home runs away from tying Harrell for the most by a Marshall freshman. How will this battle end? **UPDATE - MARSHALL HAS RE-WROTE THE TEAM HOME RUN RECORD BOOK WITH NOW 65, THE OLD RECORD OF 52 (2008) FELL IN GAME ONE AT MIDDLE TENNESSEE (APRIL 27).**

Season Home Runs Update: Team Total - 65 (18th in the nation at 1.27 HR/Game & 1st in C-USA)

Mya Stevenson - 14 (1st in C-USA and hit the Herd's 53rd of the season to break the old team record)

Aly Harrell - 13 (4th in C-USA)

Hannah Giammarino - 7

Blakely Burch - 7

Briana Daiss - 6

Sierra Huerta - 6

Rachel Rousseau - 6 (all in last 10 games since returning to lineup)

Hayden Ellis - 6 (hit 3 during Friday DH vs. Louisiana Tech)

Bean Ball

The Marshall batters have not been afraid to crowd the plate in 2019. Especially when it comes to **Aly Harrell**, **Sierra Huerta** and **Blakely Burch**. Through the first 26 games, Harrell and Huerta have been hit 10 times each, and Burch has been plunked nine more times. The three bruised players have combined for 29 of the team's 33 total for the year and are all ranked in the top 15 in the country for HBPs per game. **Marcena Bertoldo** (2007-2010) holds the program record for most HBPs in a season with 16 during her freshman year in 2007. Bertoldo also owns three of the top four single season marks and the career record of 53. The team record for bean balls at Marshall is 51 in 2010 and the Herd is already less than 20 plunks away. The bruises along with walks (91) have helped give Marshall a .400 on base percentage. The team record at the end of a season is .407 in 2015.

Season Bean Ball Update: Team total - 66 (leads C-USA and a new program record)

Huerta, Harrell and Burch are 1-2-3 in Conference USA in HBPs

Huerta - 1st (nation) 0.49 HBPs/Game - 25 total - 1st all-time in program history

Class photos by Mark Webb



HERD NOTES Continued

Harrell - 16th (nation) 0.33 HBPs/Game - 17 total - 2nd all-time in program history
Burch - 18th (nation) 0.33 HBPs/Game - 16 total - T3rd all-time in program history
58 of the Herd's 66 HBPs come from Huerta, Burch and Harrell (87.9 %)
As a team Marshall has had a player reach on a HBP in 38-of-51 games overall

A Great Start in the Circle

Senior **Abigail Tolbert** and junior **Kailee Williamson** have been excellent in the circle for the Herd to begin the season. Both pitchers saw an increased role in 2018 after the graduation of 2017 Conference USA Pitcher of the Year **Jordan Dixon**. Tolbert had pitched just one inning through her first two years. In 2018, the right-hander led the Herd with 160.2 innings pitched, a 3.49 ERA, 12-11 record, 39 appearances, 30 starts, 10 complete games and 86 strikeouts. Williamson had thrown 37.2 innings during her freshman season in 2017. Her workload increased in 2018 to 104 innings, a 3.77 ERA, 8-9 record, 34 appearances, 19 starts, two complete games and 65 strikeouts. Now in 2019, under pitching coach **Maddie Holub**, Tolbert and Williamson have turned in great performances. The two have combined for 18 wins and 126 strikeouts in 164.2 innings. Senior Ali Burdette has been slowed by an early season injury but earned a win while coming on in relief in the Herd's extra-inning victory over Cal Poly. The staff ERA after 26 games sits at 2.07 and opponents are hitting just .217. Marshall's record for the lowest staff ERA at the end of a season came in 2000, with a 1.23 ERA as the Herd won the MAC East Division, and was led by Marshall Hall of Famer **Sara Gulla**.

The Herd's string of back-to-back-to-back games of shutouts against Ohio and twice versus Rider, marked the first time since May 5-6, 2012 that Marshall pitched three-straight shutouts. In 2012, the Herd shut down the UCF Knights through the three-game series. Earlier that season, Marshall also blanked the Memphis Tigers during the three-game series, March 17-18.

Defense Picks Up

After a rough start on the field defensively for the Herd, the Marshall defense has been getting better. The Herd recorded 18 errors in the first five games at the USD Tournament. However, over the last 14 contests (Feb. 15-March 3) Marshall has committed just 10 errors. The team even came through with a 29 inning errorless streak, Feb. 17-23, tied for the fourth longest streak in program history since 2000. The program record is 41-consecutive errorless innings from March 21-April 8, 2009. Marshall has not committed more than two errors in a game during the past 14 games, and has only had two errors three times, with just one game being a loss, 3-2 to Towson.

Welcome to the 100 RBI Club - Briana "Tink" Daiss

Senior **Briana Daiss** added her name a little further into the Marshall record books in the second inning against Charleston Southern. The Clermont, Fla., native hit her 22nd career home run and reached 100 career RBI. Daiss is just the ninth player in program history to have 20+ home runs and 100+ RBI in a career. Tink began her career with 44 runs driven in, third most for a freshman at Marshall.

The Marshall Softball 100 RBI Club

1. Rachel Folden - 196
2. Shaelynn Braxton - 171
3. Samantha Rodriguez - 143
4. Amanda Williams - 142
5. Jazmine Valle - 138
6. Leigh Wintter - 126
7. Taylor McCord - 124
8. **Briana Daiss - 119**
9. Rebecca Gamby - 105
10. Alianna Telles - 104
- Morgan Zerkle - 104

You Get a Home Run, You Get a Home Run, You Get a Home Run

After not hitting a home run during the opening weekend, Marshall belted 10 at the Battle at the Beach, coming from six different players. Sophomore **Aly Harrell** got it all started in the first game against EKU. In the bottom of the sixth, freshman **My Stevenson** went deep with a towering shot to the top of the light post in left and then senior **Briana Daiss** sent a laser out to left-center, the 21st home run of her career, for back-to-back shots. It was Marshall's first back-to-back homers since April 14, 2017 as **Taylor McCord** and **Shaelynn Braxton** teamed up at FIU. The next day, senior **Hannah Giammarino** added her name to the home run column with a two-run shot in the Herd's second game of the weekend against EKU. The party really exploded in the Saturday nightcap against Presbyterian as Marshall tied a program single-game record with five homers. Junior **Sierra Huerta** put her name up with a grand slam for her first Division I homer in the first inning. Harrell added her second of the season in the second inning. Then Harrell showed why so many pitchers this season have opted to walk or hit her (13 walks & 6 HBPs), with her second of the game and third of the season in the fourth. Stevenson then made it back-to-back days with back-to-back home runs as she cranked her second of the year right after Harrell's bomb. Giammarino hit the fifth of the game in the fifth inning for her second of the year as well. Junior **Blakely Burch** was the last to add her name to the home run party with a two-run shot in the sixth inning in the final game against Towson.

Harrell Takes Another Walk to First

This was a phrase that was said numerous times throughout the opening weekend as teams showed a little fear in attempting to pitch to sophomore **Aly Harrell**. The reigning Conference USA Freshman of the Year finished the weekend with more free passes than official at-bats. Harrell was walked 11 times (none by intentional walk) and hit by two pitches while registering just nine at-bats in 22 total plate appearances, good for an astounding on-base percentage of .773. In the first game, Harrell was walked once and hit by two pitches. She was then walked twice against San Diego, three times versus Cal Poly and UC-Riverside and finished with two more walks against Portland State. The power-hitting lefty was walked 23 times all of last season and set the program record for consecutive games with at least one walk at eight-straight. However, during that streak Harrell was walked just 10 times. Marshall's record for most walks in a season is 51 by four-time All-American **Rachel Folden** in 2007 & it took 18 games before Folden recorded her first 11 walks. However, Folden did have a 6-game stretch from April 14-21 in which she was walked 13 times. Harrell has a great start to go after that mark. With her nine at-bats when she wasn't given a free pass to first, she recorded four hits, one double, drove in three and has a .444 average and a .556 slugging percentage. **UPDATE - ALY HARRELL BROKE THE SINGLE SEASON RECORD FOR WALKS IN GAME THREE AT MIDDLE TENNESSEE (APRIL 28).**

Season Free Pass Update: (NCAA rankings from April 23rd)

- Through 51 games
- 57 walks (2nd in the country BBs/Game 1.12) & 17 HBPs (16th in the country HBP/Game 0.33)
 - Nation's leader in combined free passes - 74 (57 BBs and 17 HBPs)
 - Leads Conference USA On base (.596)
 - Marshall record six games with 3 or more BBs
 - Drawn a free pass (BB or HBP) in 39 of 51 games
 - 25 games with at least 2 free passes
 - Tied Herd single game record with 3 HBPs at No. 20 James Madison (3/27)
 - Tied Herd single game record with 4 BBs vs. WKU (4/7)
 - Has reached base safely (hit, BB, HBP, reach on error or FC) in 46-of-51 games
 - Did not reach at Coastal Carolina (2/15) vs. UTSA games 1 & 2 (3/23), at Southern Miss game 3 (3/31) & at MTSU game 2 (4/27)
 - Reached base in 9-straight plate appearances by free pass (8 BBs & 1 HBP)
 - 4 game three vs. WKU (4/7), 3 game one at FIU (4/13), and then first 2 game two at FIU (4/13)
 - 9th in the nation in Quality at-bat percentage .617 (according to 6-4-3 Charts on April 23)

KK Stars Back in Cali

Junior pitcher **Kailee "KK" Williamson** had an excellent opening weekend while getting the opportunity to be back in her home state of California for the first time in her collegiate career. The right-hander finished with an ERA of 0.00 in 17 innings. She allowed nine hits across four appearances, four unearned runs and struck out 10 while issuing just four free passes (two walks and two HBP). Williamson got her first start of the season against San Diego and delivered a gem with just four hits in a 10-1 victory. She came on in relief for the final two outs in the sixth inning against Cal Poly and then again in relief versus UC-Riverside. The Norco native was credited with all seven innings against the Highlanders as she entered the game in the first with bases loaded and no outs. Williamson allowed three hits and three unearned runs while striking out seven and helping to keep Marshall in the game. Her final appearance of the weekend came against Portland State as she was again called out of the bullpen, this time in the fifth. She pitched the final 2.1 innings and allowed just one hit with one strikeout and picked up her first career save.

Rousseau Rips It

Sophomore **Rachel Rousseau** came up big again in getting a starting nod in left field to begin the 2019 season. Rousseau recorded two doubles in the first game, one more in the second and had three-straight games with two hits in each. Rousseau finished the weekend hitting .333 with three doubles out of six hits, scored four times and drove in four. She also made an impact on defense with a diving catch against San Diego in shallow left that ended the third inning and stranded two Torero runners on base. The Morgantown, W.Va., native made another great snag on a hard line drive in the bottom of the ninth against Cal Poly. Rousseau used all of her long reach over top of her head while running back to make the catch and it held the runner at second.

New Faces Make an Impact on Opening Weekend

Marshall had some big shoes to fill but the newcomers made their presence felt in San Diego. Senior transfer **Hannah Giammarino** hit .364 with a double, a triple, scored five runs, drove in three and made two game saving throws to the plate from center against Cal Poly. Junior college transfer **Sierra Huerta** started all five games at shortstop and hit .333 while scoring five runs. Junior transfer **Brooke Burns** played in just one game against San Diego coming in to pinch run and scored. Freshman **Chloe Lee** hit .353 for the weekend including going 3-for-3 in the final game against Portland State. Lee also scored twice, drove in two and stole three bases. Freshman **Mya Stevenson** made her impact on offense as the designated player and recorded two hits, scored twice and drove in one run. And finally freshman **Rachel Pennington** came off the bench to run in four contests, stole two bases and scored two runs as well.

Brand New Coaching Staff

Marshall softball marches into the 2019 season with its second new coaching staff in as many years. **Megan Smith** takes over the program after spending the past nine years as the head coach at Kansas University. Smith led the Jayhawks to six-consecutive 30 win seasons as well as back-to-back appearances in the NCAA Tournament in 2014 and 2015. Marshall's fourth head coach in program history has had head coaching stops at Young Harris (JUCO) in 2001-02 and started the Western Carolina program in 2005. The Catamounts first season of play in 2006 resulted in a 41-20 record, the Southern Conference Regular Season Title, the SoCon Pitcher of the Year, Freshman of the Year and Smith was named Coach of the Year. After leaving Western Carolina, Smith was an assistant for three years at LSU that included an SEC title and a trip to the World Series.

Joining Coach Smith are assistants **Corey Lyon** and **Maddie Holub**. Former Herd player and Warrior Award winner **Madi Marshall** joins the staff as the Director of Operations.

Coach Lyon comes to Huntington after four seasons as the head coach at UL-Monroe where he won 111 games. The Warhawks had two 30+ win seasons during his tenure and finished second in the nation in stolen bases in 2015 with 143, ten thefts behind Marshall.

Coach Holub joins the Marshall staff after four seasons as the pitching coach at Saint Leo University (Division II) in Florida. Holub worked her pitching staffs into some of the best in Division II as Saint Leo never won fewer than 37 games during her time. Her pitching staff never had a group ERA higher than 2.04 and won the National Statistical championship in 2016 with a team ERA of a mere 0.93.

Sophomore Aly Harrell Named Preseason All-Conference

The reigning Conference USA Freshman of the Year, **Aly Harrell**, was the only Herd player named to the Preseason All-Conference squad. Harrell smashed a program rookie record of 11 home runs last season and added 10 doubles. She led the team with 41 RBI, the fourth most by a freshman in program history, and tied for the team lead with a .350 average. While able to bash the ball, Harrell showed a lot of patience as a freshman hitter with 23 walks, seven hit-by-pitches and struck out just nine times in 152 plate appearances. Harrell even set a Marshall record by drawing a walk in eight-straight games, breaking the old mark of seven set by four-time All-American Rachel Folden in 2008. The now sophomore is also an excellent fielder as she sported a .986 percentage in 21 games as the starter at first base. She had just two errors in 144 chances.

Coming Up Clutch

Another 2018 freshman who may have started to earn the nickname "Miss Clutch" is current sophomore outfielder **Rachel Rousseau**. In limited time as a rookie, Rousseau recorded five hits and four went for doubles. She also drove in five runs, scored eight times and stole five bases. Her first three appearances as a pinch hitter (at Furman and vs. Southern Miss games one and two), "Rou" got on base each time with two walks and an RBI single that gave Marshall a 4-1 lead in game one against Southern Miss. The freshman hit her second double of the season the next day in game three. In game two at WKU on April 22, Rousseau was brought in to pinch hit in the top of the seventh with one out, one on base and the game tied at 5-5. On the seventh pitch of the at-bat, the freshman right-hander ripped a double to center that scored the run and gave Marshall the lead. Two batters later Rousseau scored to give the Herd a 2-run lead and the eventual 7-5 win.

Finally, in the regular season finale against Middle Tennessee on senior day, Rou stepped up for a pinch hit in the bottom of the seventh with two on base, one out and trailing 1-0. On the second pitch, she ripped a shot into the left-center gap scoring both runners and giving Marshall a double-header sweep of the eventual Conference USA Tournament champion Blue Raiders. On the defensive side, Rousseau caught one at the wall at FAU in game three, taking away a sure extra base hit as the Owls had two runners on base. The catch at the top of the fence ended the inning.

Abigail Tolbert Steps into the Circle

After pitching just one inning in two seasons, **Abigail Tolbert** took a chance to step into the pitching circle and take charge for a team that had lost 2017 Conference USA Pitcher of the Year Jordan Dixon to graduation. Tolbert ended up leading the Herd with 160.2 innings pitched, a 3.49 ERA, 12-11 record, 10 complete games, five shutouts and 86 strikeouts. She earned her first career start against 13th ranked Auburn in the season-opener. She tossed back-to-back-to-back complete game shutouts against Presbyterian (Feb. 24), Winthrop (Feb. 25) and George Washington (March 2). Tolbert may have had her best performance of the season during an ESPN 3 broadcast against the James Madison Dukes, a team just outside of the top 25. The junior right-hander pitched a complete game, three-hit shutout and struck out a career-high seven batters.

Big Shoes to Fill

The Class of 2018 for the Herd saw another group come through with record setters and major contributors that Marshall will look to replace. **Elicia D'Orazio** left with her name throughout the record book including Marshall and Conference USA's all-time leader in stolen bases with 166. **Taylor "The Sniper" McCord** was a leader on and off the field and closed out her time as the program's all-time leader in runners caught stealing (57), second all-time in pickoffs (27) and the most runners combined thrown out with an astounding 84. **Eloise "Weezy" Tribolet** was an exciting outfielder who spent her final two collegiate seasons with the Green and White. In Tribolet's final game for Marshall she went 3-for-3 against WKU in the C-USA Tournament and robbed her second home run of the year. **Jordan Colliflower** worked her way from a walk-on who saw limited time on the field to a regular starter who had a 23-game hitting streak during her senior season, the second longest streak in program history, and was named an All-Conference USA performer. **Madi Marshall** was the 2018 Warrior Award winner named in honor of **Emileigh Cooper**, and set a team pinch-running record in 2017 scoring a run in 10-straight games.

Herd Welcomes Eight Newcomers

Along with a new coaching staff, the players who will have a chance to try and fill those shoes of the graduated seniors are eight new faces with three transfers and five freshmen. Senior outfielder **Hannah Giammarino** came over from Bowling Green for her final season and played high school and travel ball with now fellow classmate **Hayden Ellis**. Junior infielder **Brooke Burns** comes the Herd after two seasons at UNC, and is a former finalist for South Carolina State (HS) Player of the Year. Junior infielder **Sierra Huerta** makes the jump east after spending two incredible seasons at Moorpark College in California.

The freshman class includes a range of athletes in outfielder **Carson Lyon** (Monroe, La.), outfielder **Chloe Lee** (Tampa, Fla.), outfielder **Rachel Pennington** (West Hamlin, W.Va.), catcher **Caitlin Myers** (Charles Town, W.Va.) and pitcher **Mya Stevenson** (Mesquite, Texas). All five received numerous accolades during their prep careers and even walking away with school records.

Previous Week Stats - MTSU, Morehead St. & Pitt

The Automated ScoreBook Overall Statistics for Marshall University (as of May 02, 2019) (Week 12 - MTSU, Morehead & Pitt Sorted by Batting avg)

Record: 5-1 Home: 0-1 Away: 5-0 Conference: 5-0

Player	avg	gp-gs	ab	r	h	2b	3b	hr	rbi	tb	slg%	bb	hp	so	gdp	ob%	sf	sh	sb-att	po	a	e	fld%
3 BROWN, Armani	.529	6-6	17	8	9	0	1	0	2	11	.647	3	0	0	0	.600	0	0	0-0	8	9	0	1.000
23 STEVENSON, Mya	.450	6-6	20	7	9	2	0	4	14	23	1.150	4	0	6	0	.542	0	0	0-0	2	0	0	1.000
55 BURCH, Blakely	.409	6-6	22	7	9	1	1	3	6	21	.955	2	0	0	0	.458	0	0	0-0	5	5	0	1.000
43 HARRELL, Aly	.357	6-6	14	4	5	1	0	1	4	9	.643	9	1	0	0	.625	0	0	0-0	34	1	0	1.000
4 HUERTA, Sierra	.333	6-6	15	6	5	2	0	1	5	10	.667	2	6	0	0	.565	0	0	0-0	7	8	1	.938
10 GIAMMARINO, H.	.300	6-6	20	3	6	1	0	1	3	10	.500	1	0	4	0	.333	0	0	1-1	11	0	0	1.000
14 ELLIS, Hayden	.214	6-6	14	5	3	1	0	2	4	10	.714	6	0	2	0	.450	0	0	0-0	29	1	1	.968
98 DAISS, Briana	.200	4-0	10	0	2	0	0	0	3	2	.200	0	0	0	0	.182	1	0	0-0	0	0	0	.000
27 ROUSSEAU, Rachel	.150	6-6	20	5	3	1	0	2	4	10	.500	2	1	1	1	.261	0	0	0-0	6	0	0	1.000

44 ADAMS, Katie	.500	3-0	2	0	1	1	0	0	2	2	1.000	1	0	0	0	.667	0	0	0-0	0	0	0	.000
16 ESTRADA, Abigail	.250	3-2	4	1	1	0	0	0	0	1	.250	0	0	0	0	.250	0	0	0-0	1	0	0	1.000
17 LEE, Chloe	.000	6-4	3	2	0	0	0	0	0	0	.000	1	0	0	0	.250	0	0	0-0	3	0	0	1.000
22 MYERS, Caitlin	.000	1-0	1	0	0	0	0	0	0	0	.000	0	0	0	0	.000	0	0	0-0	2	0	0	1.000
21 PENNINGTON, Rachel	.000	4-0	0	2	0	0	0	0	0	0	.000	0	0	0	0	.000	0	0	0-1	0	0	0	.000
Totals	.327	6	162	50	53	10	2	14	47	109	.673	31	8	13	1	.455	1	0	1-2	108	31	2	.986
Opponents	.215	6	135	13	29	3	0	3	12	41	.304	9	3	25	0	.279	0	2	5-5	108	41	11	.931

LOB - Team (44), Opp (29). DPs turned - Team (1), Opp (1). CI - Team (1), ELLIS, H. 1.

(Week 12 - MTSU, Morehead & Pitt Sorted by Earned run avg)

Player	era	w-l	app	gs	cg	sho	sv	ip	h	r	er	bb	so	2b	3b	hr	b/avg	wp	hp	bks	sfa	sha
0 TOLBERT, Abigail	1.83	4-1	5	4	3	2/0	0	23.0	14	6	6	5	20	2	0	2	.171	0	2	0	0	1
77 WILLIAMSON, Kailee	4.04	1-0	3	2	1	0/0	0	8.2	9	5	5	4	4	1	0	1	.265	0	0	0	0	1

7 BURDETTE, Ali	3.23	0-0	1	0	0	0/0	0	4.1	6	2	2	0	1	0	0	0	.316	1	1	0	0	0
Totals	2.53	5-1	6	6	4	2/0	0	36.0	29	13	13	9	25	3	0	3	.215	1	3	0	0	2
Opponents	8.36	1-5	6	6	2	0/0	0	36.0	53	50	43	31	13	10	2	14	.327	2	8	0	1	0

PB - Team (0), Opp (1). SBA/ATT - TOLBERT, A. (3-3), ELLIS, H. (3-3), WILLIAMSON, K. (2-2), MYERS, C. (2-2).



Marshall during game three against Rider that saw rain, freezing rain, sleet and snow all fall to the ground. (photo credit: Adam Gue)



Covering the field at George Mason after the 5th inning of Herd vs. Monmouth. Eventually an inch of snow covered the field.

Series History vs. Florida Atlantic

The Series vs. FAU...

The series between Marshall and Florida Atlantic started on Feb. 9-10, 2013 at the USF-DeMarini Tournament in Tampa, Fla. The teams were not yet Conference USA opponents and Marshall narrowly won the first two meetings 3-1 and 2-1. In 2014, FAU joined C-USA and the teams met for a series in Boca Raton, March 5-6. The Herd took the first game 8-5 but then fell in the next two. In 2015, the squads lost out on a game in Huntington due to weather and split a double-header on April 18, with the Owls taking the first game and Marshall bouncing back in the second. The Herd traveled back down to Boca in 2016 to take on a ranked FAU squad. The 24th ranked Owls swept Marshall as the Herd struggled and managed to score just one run during the series. In 2017, it was Marshall's turn to make it into the top 25 and were looking to get on another role. The Herd swept the series holding a very good Owls offense to just five total runs in the three contests. In 2018, the series returned to Boca and the Owls won the series. Marshall took the first game 4-0 but FAU responded to win the second game 10-3. The series finale was a battle that went into the ninth inning before the Owls finally got the walk-off win. Overall, Marshall and Florida Atlantic have met 16 times since 2013 and the series is tied at 8-8.

Scouting the Owls...

The Owls come in to the final weekend of the regular season with a trip to the Conference USA Tournament on the line. FAU is 20-27 overall and 7-14 in conference play, currently fourth in the east division. The top three teams from each division advance and then the next best two records will be the final spots as only eight teams will be playing in Birmingham. FAU is two wins behind Middle Tennessee for the third spot in the east and one win behind UTSA and UTEP for one of the last two positions. As a team, Florida Atlantic is hitting .262 with Fayth Davis leading the way with a .390 average. Mia Olson leads the team in hits with 48 and home runs with 11 out of the team's 14. Senior Madisyn Palmer is hitting .294 this year, but remains a terror on the base-paths with 45 stolen bases. Palmer has 161 steals in her career (third all-time, one behind Morgan Zerkle) and is just six away from setting the C-USA career record, currently held by Marshall alum Elicia D'Orazio at 166. Olson, a threat at the plate and in the circle, leads the Owls in innings pitched with 101.1, a 3.38 ERA and a 5-13 record. Skylar Whitty leads with eight wins, an ERA of 2.69 and has the second most innings with 96.1. Kelsey Morrison is third in innings pitched with 72.1 and has a 7-7 record with a 3.68 ERA. The Owls have struggled defensively with 80 errors and a .945 team fielding percentage.

Florida Atlantic

16 all-time meetings

Series tied 8-8

2/9/13	W	3-1	N
2/10/13	W	2-1	N (8)
3/5/14	W	8-5	A
3/5/14	L	4-0	A
3/6/14	L	9-6	A
4/18/15	L	3-0	H
4/18/15	W	6-5	H
4/16/16	L	9-1	A (6) (#24)
4/16/16	L	8-0	A (6) (#24)
4/17/16	L	5-0	A (#24)
4/8/17	W	4-2	H
4/9/17	W	6-3	H
4/9/17	W	2-0	H
3/24/18	W	4-0	A
3/24/18	L	10-3	A
3/25/18	L	4-3	A (9)

Conference USA Standings

East Division	Conf.	CPCT.	Overall	PCT.
WKU	15-6	.714	34-12	.739
Marshall	14-7	.667	33-18	.647
Middle Tennessee	9-11	.450	25-24	.510
Florida Atlantic	7-14	.333	20-27	.426
FIU	6-14	.300	25-23	.521
Charlotte	6-14	.300	15-32	.319
West Division	Conf.	CPCT.	Overall	PCT.
Louisiana Tech	17-4	.810	39-13	.750
North Texas	17-4	.810	32-16	.667
Southern Miss	12-9	.571	29-19	.604
UTSA	8-13	.381	20-27	.426
UTEP	8-13	.381	15-31	.326
UAB	5-15	.250	16-30	.348

Box Scores: vs. FAU in 2018

The Automated ScoreBook Marshall at Florida Atlantic (Game 1) Mar 24, 2018 at Boca Raton, Fla. (FAU Softball Stadium)

Marshall 4 (14-14-1,5-1-1)

Florida Atlantic 0 (17-16,5-2)

Player	ab	r	h	rbi	bb	so	a	lob
D'ORAZIO, Elicia 2b	4	1	2	0	0	7	2	0
COLLIFLOWER, Jordan rf	4	1	2	0	0	2	0	0
MCCORD, Taylor c	4	1	2	1	0	4	3	0
TRIBOLET, Eloise pr	0	0	0	0	0	0	0	0
HARRELL, Aly dh	4	1	1	3	0	0	0	2
DAISS, Briana 1b	4	0	1	0	0	1	5	0
ROUSSEAU, Rachel pr	0	0	0	0	0	0	0	0
RADCLIFFE, Grayson ss	1	0	0	0	1	1	2	0
BURCH, Blakely 3b	3	0	1	0	0	1	0	3
MARSHALL, Madi lf	3	0	0	0	0	2	0	1
ESTRADA, Abigail cf	3	0	1	0	0	1	0	2
TOLBERT, Abigail p	0	0	0	0	0	0	1	0
BURDETTE, Ali p	0	0	0	0	0	0	0	0
Totals	30	4	10	4	1	3	21	11

Score by Innings	1	2	3	4	5	6	7	R	H	E
Marshall	0	0	0	0	4	0	0	4	10	2
Florida Atlantic	0	0	0	0	0	0	0	0	6	1

E - RADCLIFFE, G(10); BURCH, B.(4); Lochten, E.(9). DP - MAR 2. LOB - MAR 7; FAU 7. 2B - MCCORD, T.(13); BURCH, B.(3); Lochten, E.(10). HR - HARRELL, A.(2). SH - RADCLIFFE, G(1); Palmer, M.(4). SB - D'Orazio, E.(26); COLLIFLOWER, 2(10); TRIBOLET, E.(8). CS - D'Orazio, E.(3); Lochten, E.(1); Palmer, M.(6); Peck, A.(1).

Marshall	ip	h	r	er	bb	so	ab	bf
TOLBERT, Abigail	6.2	6	0	0	4	4	23	28
BURDETTE, Ali	0.1	0	0	0	0	0	0	0

Win - TOLBERT, A. (6-7). Loss - Buckley, T. (9-6). Save - None.
WP - TOLBERT, A.(4).

Umpires -
Start: 4 p.m. Time: 1:33 Attendance:

The Automated ScoreBook Marshall at Florida Atlantic (Game 2) Mar 24, 2018 at Boca Raton, Fla. (FAU Softball Stadium)

Marshall 3 (14-15-1,5-2-1)

Florida Atlantic 10 (18-16,6-2)

Player	ab	r	h	rbi	bb	so	po	a	lob
D'ORAZIO, Elicia 2b	4	2	3	0	0	0	3	0	0
COLLIFLOWER, Jordan rf	3	0	2	0	0	0	3	0	0
MCCORD, Taylor c	3	0	1	1	0	0	4	0	1
ROUSSEAU, Rachel pr	0	1	0	0	0	0	0	0	0
HARRELL, Aly dh	3	0	0	0	1	1	0	0	0
DAISS, Briana 1b	4	0	1	0	0	1	3	0	3
RADCLIFFE, Grayson ss	3	0	1	1	1	0	2	1	0
BURCH, Blakely 3b	1	0	0	0	0	1	1	2	0
GLOVER, Wylie lf	2	0	0	0	1	1	0	0	3
MARSHALL, Madi lf	0	0	0	0	0	0	0	0	0
ESTRADA, Abigail cf	1	0	0	0	0	1	2	0	1
ADAMS, Katie ph	1	0	0	0	0	0	0	0	1
TRIBOLET, Eloise cf	1	0	0	0	0	0	0	0	0
BURDETTE, Ali p	0	0	0	0	0	0	0	1	0
KSIAZEK, Tatum p	0	0	0	0	0	0	0	0	0
Totals	26	3	8	2	3	5	18	4	9

Score by Innings	1	2	3	4	5	6	7	R	H	E
Marshall	0	0	1	0	2	0	0	3	8	4
Florida Atlantic	3	0	0	0	1	6	X	10	14	0

E - COLLIFLOWER, 2(5); MCCORD, T. 2(6). DP - FAU 1. LOB - MAR 9; FAU 10. 2B - Lochten, E.(11); Morrison, K.(1); Miller, A.(3). 3B - D'Orazio, E.(2). HR - Morrison, K.(4). HBP - BURCH, B. 2. SH - COLLIFLOWER.(6); Lageyre(11). SF - MCCORD, T.(1); Morrison, K.(2); Lageyre(2). SB - D'Orazio, E. 2(28); COLLIFLOWER,(11).

Marshall	ip	h	r	er	bb	so	ab	bf
BURDETTE, Ali	5.0	12	8	8	4	2	25	31
KSIAZEK, Tatum	1.0	2	2	2	2	1	4	7

Win - Morrison, K. (2-4). Loss - BURDETTE, A. (4-3). Save - None.
WP - KSIAZEK, T.(3). HBP - by Olson, M. (BURCH, B.); by Morrison, K. (BURCH, B.). PB - Miller, A.(3).

Umpires -
Start: 6:05 pm Time: 2:25 Attendance: 361
BURDETTE, A. faced 4 batters in the 6th.

The Automated ScoreBook Marshall at Florida Atlantic Mar 25, 2018 at Boca Raton, Fla. (FAU Softball Stadium)

Marshall 3 (14-16-1,5-3-1)

Florida Atlantic 4 (19-16,7-2)

Player	ab	r	h	rbi	bb	so	po	a	lob
D'ORAZIO, Elicia 2b	4	0	1	0	0	0	2	4	0
COLLIFLOWER, Jordan rf	5	0	1	0	0	1	1	0	4
MCCORD, Taylor c	4	1	0	0	1	1	3	0	2
HARRELL, Aly dh	2	0	1	0	1	0	0	0	0
LOOSE, Samantha pr	0	1	0	0	0	0	0	0	0
DAISS, Briana 1b	3	0	1	0	0	0	12	0	0
ESTRADA, Abigail pr	0	1	0	0	0	0	0	0	0
RADCLIFFE, Grayson ss	4	0	1	2	0	0	2	1	1
BURCH, Blakely 3b	3	0	3	1	1	0	3	5	0
ROUSSEAU, Rachel lf	1	0	0	0	0	1	1	0	0
MARSHALL, Madi pr/lf	2	0	0	0	0	0	0	2	0
TRIBOLET, Eloise cf/lf	2	0	0	0	0	2	1	0	0
ADAMS, Katie ph	0	0	0	0	1	0	0	0	0
GLOVER, Wylie pr/cf	0	0	0	0	1	0	0	0	0
TOLBERT, Abigail p	0	0	0	0	0	0	0	0	0
WILLIAMSON, Kailee p	0	0	0	0	0	0	0	1	0
Totals	30	3	8	3	5	5	25	11	9

Score by Innings	1	2	3	4	5	6	7	8	9	R	H	E
Marshall	0	0	0	0	0	2	0	1	0	3	8	0
Florida Atlantic	0	0	2	0	0	0	0	1	1	4	10	1

Note: 1 out, 1 runner LOB when the game ended.

E - Buckley, T.(5). DP - FAU 2. LOB - MAR 9; FAU 7. 2B - RADCLIFFE, G(3); Lochten, E.(12); Lageyre 2(2). HBP - DAISS, B.. SH - D'Orazio, E.(2); HARRELL, A.(1); MARSHALL, M.(4); Buckley, T.(3); Duffner, J. 2(2). SB - BURCH, B.(7).

Marshall	ip	h	r	er	bb	so	ab	bf
TOLBERT, Abigail	3.0	4	2	2	1	0	11	13
WILLIAMSON, Kailee	5.1	6	2	2	1	2	20	23

Florida Atlantic	ip	h	r	er	bb	so	ab	bf
Olson, M.	2.0	2	1	1	2	1	8	10
Morrison, K.	6.0	6	2	2	3	4	20	26
Buckley, T.	1.0	0	0	0	0	0	2	3

Win - Buckley, T. (10-6). Loss - WILLIAMSON,K (4-5). Save - None.
WP - Morrison, K.(9). HBP - by Morrison, K. (DAISS, B.).

Umpires -
Start: 12 p.m. Time: 2:13 Attendance: 556
Olson, M. faced 1 batter in the 9th.



**Megan
Smith**

**Head Coach
1st Season
North Carolina '99**



On Wednesday July 25, 2017, Megan Smith was named the four head coach in Marshall softball history.

Smith, who sports a career record of 393-265, led the Kansas Jayhawks to six consecutive 30-win seasons and back-to-back appearances in the NCAA Tournament in 2014 and 2015. The 2015 campaign yielded the first 40-win season for the program in 23 years, the best start in school history for the second time in her tenure (12-0) and seven consecutive weeks in the top 25. Her 2013 team recorded the program's highest winning percentage (.680) in 21 years, broke the Big 12 record for batting average (.345), the highest mark in the NCAA that season. In 2012, Kansas had a 20-game win streak and, the year before, boasted an 11.5 game won-loss record improvement, the 16th-best turnaround in NCAA history. The 26-3 mark to open the 2011 season was also the best start in the program's history.

"I am extremely honored and excited to be a part of the Marshall family," said Smith. "There is such a strong history and tradition of success within the softball program and I am humbled to now be a part of that. I want to thank Mike Hamrick for this incredible opportunity for me and my son Cooper. I am eager to get to know the players and to get started this fall!"

At Kansas, she coached one All-American, one academic All-American, 20 All-Big 12 selections, 20 NFCA (National Fastpitch Coaches Association) All-Region selections, 50 All-Big 12 Academic Team honorees, three Big 12 Scholar Athletes of the Year and three student-athletes taken in the NPF (National Pro Fastpitch) Draft. The program also set single-season fielding percentage (2014, .979-second-highest nationally) and home run records during her time as head coach (60, 2011).

Prior to her time in Lawrence, Smith was an assistant for LSU for three seasons, where she helped the Tigers in winning the 2007 SEC Tournament and the Stanford Regional in the NCAA Tournament en route to 55 wins. LSU finished the regular season ranked third in the ESPN/USA Today poll. The following season, the Tigers picked up 44 wins on their way to a #9 national seed in the NCAA Tournament. During her tenure, she mentored two All-Americans and five NFCA All-South Region honorees.

Smith started the softball program at Western Carolina and posted a 41-20 record in WCU's inaugural season, earning 2006 Southern Conference Coach of the Year honors, while leading the Catamounts to the league's regular season title. That season, five student-athletes garnered first-team all-league acclaim, with another on the second team and two more were tabbed on the NFCA Southeast All-Region second team. She also coached the conference's 2006 Pitcher of the Year and Freshman of the Year. WCU broke the league's single-season home run record (81) that year, part of an explosive offensive season for the program (third in the nation in home runs per game, 14th in slugging percentage, 19th in scoring).

She also had assistant coaching stops at her alma mater North Carolina (2004), where she helped the Tar Heels reach the NCAA Tournament, and at Charlotte in 2003.

Her first head coaching position came at Young Harris College in Georgia, where she put up a 79-41 record over two seasons.

"We are very much looking forward to Megan leading our softball program," said Marshall Director of Athletics Mike Hamrick. "She is a proven winner and has a reputation for helping mold top-quality student-athletes. Our program is eager for her arrival in Huntington."

Smith, who is an NCAA Division I Softball Committee member, graduated from North Carolina in May 1999 with a Bachelor of Arts in Physical Education and Recreation Studies. She received her Master of Science in Human Performance and Sport Studies from Tennessee in August of 2000.

A Walkertown, N.C. native, Smith and the late Paul Buske have one son, Cooper.

What They're Saying about Megan Smith

Yvette Girouard, Former LSU Softball Head Coach and NFCA Hall of Fame Inductee

"Megan Smith will be a tireless worker for the Thundering Herd. She is the epitome of trying to do things the right way on and off the field for her student-athletes. A great recruiter who, no doubt, will bring talented softball players to Marshall, Megan is a great hire for the University."

Donna J. Papa, North Carolina Softball Head Coach and NFCA Hall of Fame Inductee

"Megan Smith is an outstanding hire to continue the tradition of Marshall University Softball. She will bring integrity and a strong work ethic to the program. Megan prides herself on preparation and organization as well as creating a competitive environment. She will look to create a family atmosphere and build and sustain a culture of pride and success that has been a part of Thundering Herd Softball. I have had the opportunity to coach and follow her throughout her coaching career thus far. I couldn't be happier for her and am excited to watch her take the Marshall Softball program forward."

SMITH YEAR-BY-YEAR

Year	School	Record	Conference	Post Season
2001	Young Harris	34-25		NJCAA Regional Runner-up
2002	Young Harris	45-16		NJCAA Regional Runner-up
2005	W. Carolina	0-0		Start of the program
2006	W. Carolina	41-20	16-4	1st Southern Conference
2010	Kansas	21-35	2-16	10th Big 12
2011	Kansas	31-22	2-16	10th Big 12
2012	Kansas	31-20	6-17	9th Big 12
2013	Kansas	34-16	9-8	4th Big 12
2014	Kansas	34-23	7-11	5th Big 12/NCAA Regionals (1-2)
2015	Kansas	40-15	8-10	5th Big 12/NCAA Regionals (2-2)
2016	Kansas	31-20	8-9	4th Big 12
2017	Kansas	24-28	3-14	7th Big 12
2018	Kansas	27-25	2-16	7th Big 12
2019	Marshall	33-18	14-7	
Record 13yrs		426-283	77-128	
Record Div. I-III yrs		345-240	77-128	
At Marshall 1st-yr		33-18	14-7	



Grand Larceny on the Bases

Marshall has recorded 2,306 total stolen bases in program history going back to 1994 averaging 91.04 per season (through end of 2018). The Herd has 55 through 51 games.

Marshall has been ranked more times in the Top 10 in the country than any other school since 2000 and has been in the Top 10 every year since 2009.

1. Marshall – 11 (3 times led the country)

2. Alabama – 7

T3. Miss. Valley State, Baylor, Prairie View & Akron – 6

T5. Southern U. & Jackson State – 5

T9. Alcorn & Loyola-Chicago – 4

Marshall has led the country in stolen bases per game three times – 2011, 2015 & 2017 (the only program to do so since 2000) and finished second in 2012 & 2013. Only Alabama (2007 & 2009) and Prairie View A&M (2001 & 2003) have led the country twice since 2000. Marshall set the team mark in 2017 with 162.

Morgan Zerkle (2015) and Elicia D'Orazio (2017) both won the Golden Shoe Award which is given annually to the nation's leader in stolen bases. Zerkle led the country with .94 per game and D'Orazio racked up 1.09 per game.

Marshall shattered the program record for steals in a game with 16 against Delaware State on March 5, 2017. The old mark was 11 steals at Middle Tennessee State April 10, 2015. Thieves in the game: Morgan Zerkle (5), Shaelynn Braxton (4), Eloise Tribolet (2), Abigail Estrada (2), Elicia D'Orazio (2) and Hayden Ellis (1).

Marshall has reached double-digits for steals in a single game five times in program history. One game in each season since 2014: 10 at UNC Wilmington (3/20/14), 11 at Middle Tennessee (4/10/15), 10 vs. Toledo (3/15/16), 16 vs. Delaware State (3/5/17), 11 vs. UMass-Lowell (2/17/18).

Prior to the 2018 season, Marshall was the only team in Conference USA to have more than one player with 100 or more career steals. After the 2018 season Florida Atlantic now has two players over the century mark.

Elicia D'Orazio (2015-18) - 166 All-time Conference USA Leader

Morgan Zerkle (2014-17) – 162 2nd all-time in C-USA

Kaelynn Greene (2013-16) – 141 4th all-time in C-USA

Sierra Davenport (2001-04) – 130 All-Time Mid-American Conference Leader

Ashley Gue (2010-2013) – 113 7th all-time in C-USA

Jessica Hughes (2008-12) – 103 9th all-time in C-USA

Sierra Davenport is still the Mid-American Conference's all-time leader in career stolen bases.

In 2017, D'Orazio shattered the Herd's single season mark of 51 steals with 59. The junior base-stealer also broke the 17-year old Conference USA record of 57 set by Chrystal Stevens of Southern Miss. Stevens set the record in 76 games back in 2000. D'Orazio broke the record in just 53 games.

Marshall has recorded over 100 steals in a season 12 times and following 2018, now 10 seasons in a row.

In Marshall's record-breaking season of 2017, six players combined for 40 Multi-SB games: Elicia D'Orazio 17, Morgan Zerkle 13, Eloise Tribolet 3, Abigail Estrada 3, Taylor McCord 3 & Shaelynn Braxton 1

15 different players have stolen at least 20 bases in a season since 2000:

2018 - 1 (Elicia D'Orazio 44)

2017 - 2 (Elicia D'Orazio 59 & Morgan Zerkle 39)

2016 - 3 (Kaelynn Greene 51, Elicia D'Orazio 39 & Morgan Zerkle 28)

2015 - 4 (Morgan Zerkle 47, Kaelynn Greene 27, Elicia D'Orazio 24 & Shae Braxton 20)

2014 - 2 (Morgan Zerkle 48 & Kaelynn Greene 31)

2013 - 2 (Ashley Gue 36 & Kaelynn Greene 32)

2012 - 3 (Ashley Gue 32, Taylor Thompson 29 & Jessica Hughes 23)

2011 - 4 (Jessica Hughes 23, Morgan Cottrell 23, Ashley Gue 21 & Taylor Thompson 21)

2010 - 2 (Jessica Hughes 31 & Ashley Gue 24)

2009 - 2 (Melissa Loesing 27 & J.J. Bitner 23)

2008 - 0

2007 - 1 (J.J. Bitner 31)

2006 - 0

2005 - 2 (Noelle Adams 22 & Jessica Williams 20)

2004 - 2 (Sierra Davenport 41 & Amanda Williams 35)

2003 - 2 (Sierra Davenport 40 & Amanda Williams 22)

2002 - 2 (Nichole Corrigan 27 & Sierra Davenport 26)

2001 - 1 (Sierra Davenport 23)

2000 - 0

Most Times of 20 or more Steals

4 Seasons - Sierra Davenport, Ashley Gue, Kaelynn Greene, Morgan Zerkle & Elicia D'Orazio

3 Seasons - Jessica Hughes

2 Seasons - Amanda Williams, J.J. Bitner & Taylor Thompson

1 Season - Nichole Corrigan, Noelle Adams, Jessica Williams, Melissa Loesing, Morgan Cottrell & Shae Braxton

Season Trends/Last Time

MARSHALL'S RECORD WHEN...

at Home	10-6
Away	13-7
Neutral	10-5
Conference	14-7
Non-Conference	19-11

Record	33-18
Longest winning streak	6
Longest losing streak	3
Current streak	L - 1
Largest margin of victory	12
Largest margin of loss	12

One-Run Games	6-6
Two-Run Games	2-3
Three-Four Run Games	6-3
Five-Plus Run Games	19-6

Scoring zero-two runs	2-11
Scoring three-five runs	7-5
Scoring six-nine runs	13-2
Scoring 10+ runs	11-0

Out hit the opponent	25-3
Gets out hit by opponent	5-14
Hits are Even	3-1
Records five or fewer hits	5-13
Records six-nine hits	19-3
Records 10+ hits	9-2

In extra innings	3-0
In shutouts	10-3
Scoring first	30-6
Opponent scores first	3-12
Scoring in first inning	18-5

Ahead after fourth inning	29-1
Ahead after fifth inning	18-1
Ahead after sixth inning	20-2

Trailing after fourth inning	3-15
Trailing after fifth inning	3-13
Trailing after sixth inning	1-13

Tied after fourth inning	1-2
Tied after fifth inning	3-2
Tied after sixth inning	1-1

February	11-5
March	12-7
April	10-6
May	0-1

BY MARSHALL

Scored 10 -14 runs
(11) at Morehead State both games
(4/30/19)

Scored 15+ runs
(16) vs. North Texas (4/4/15)

Allowed 10+ runs
(10) vs. Louisiana Tech (1) (4/19/19)

Recorded 10 - 14 hits
(11) at Morehead State (2) (4/30/19)

Recorded 15+ hits
(15) at UNCG (3/21/17)

Stole 5 - 7 bases
(5) vs. UTSA (3/23/19)

Stole 8 - 9 bases
(8) at Virginia Tech (4/21/17)

Stole 10+ bases
(11) vs. UMass-Lowell (2/17/18)

Hit four or more doubles
(4) vs. Louisiana Tech (4/20/19)

Hit two or more triples
(2) vs. WKU (1) (4/6/19)

Hit 2-4 home runs
(3) at Morehead State (4/30/19)

Hit 5+ home runs
(5) vs. Presbyterian (2/16/19)

Drew 5 - 9 walks
(7) vs. Pitt (5/1/19)

Drew 10+ walks
(13) vs. Kent State (3/6/11)

Pitched 10 or more strikeouts
(11) vs. Furman (2/9/18)

Held a team without a run
at Middle Tennessee (4/28/19)

Pitched 3-straight shutouts
vs. Ohio & Rider (2x) Feb. 27-March 2

Beat a top 25 team
at #24 Ohio State (6-1) (4/2/08)

Had Back-to-back HRs
vs. Presbyterian Aly Harrell &
Mya Stevenson (2/16/19)

Had a Walk-Off HR
vs. WKU (8-7) (4/7/19)
Rachel Rousseau solo HR 8th inn.

Had a Walk-Off Hit
vs. Louisiana Tech (4/20/19) (7-6 7th inn)
Hit: Blakely Burch (2B)
Run Scored: Rachel Rousseau then
Samantha Loose

Had a Walk-Off Stolen Base
vs. Lipscomb (2-1 8th Inn) (2/10/17)
Elicia D'Orazio

Was No-Hit
at No. 12 USF 2/8/13 (381 games)

BY A MARSHALL PLAYER

Hit for the Cycle
Mya Stevenson 4-for-4 (3B, 1B, HR & 2B)
at Charlotte (1) (3/16/19)

Had 5+ hits in a game
(5) Morgan Zerkle vs Bucknell
(2/14/15)

Had 4 hits in a game
Mya Stevenson at Charlotte (3/16/19)

Scored 3+ runs in a game
(3) Armani Brown at Morehead State
(4/30/19)

Drove in 3 - 4 runs in a game
(4) Mya Stevenson at Morehead State (2)
(4/30/19)

Drove in 5+ runs in a game
(6) Mya Stevenson at MTSU (1) (4/27/19)

Hit 3+ doubles in a game
(3) Deanna Tourville vs. Ohio
(4/16/05)

Hit 2+ triples in a game
(2) Amanda Williams vs. Bowling
Green (3/31/04)

Hit 3 home runs in a game
Shaelynn Braxton vs. N. Kentucky
(4/9/14)

Hit 2 home runs in a game
Mya Stevenson at MTSU (1) (4/27/19)

Walked 4 times in a game
Aly Harrell vs. WKU (4/7/19)

Walked 3 times in a game
Mya Stevenson at MTSU (4/28/19)

Hit-by-Pitch 3 times in a game
Aly Harrell at No. 20 JMU (3/27/19)

Stole 3 - 4 bases in a game
(3) Hannah Giammarino vs. Rider
(3/3/19)

Stole 5 bases in a game
Morgan Zerkle vs. Delaware State
(3/5/17)

Pitched 10 or more innings in a game
(11.1) Jordan Dixon vs. Illinois NCAA
Regionals (5/18/13)

Struck out 10 or more batters
(10) Jordan Dixon at Virginia Tech
(4/21/17)

Pitched a No-Hitter
Jordan Dixon vs. WKU C-USA Tourna-
ment
(5/11/17)

The Automated ScoreBook
Overall Statistics for Marshall University (as of May 02, 2019)
(All games Sorted by Batting avg)

Record: 33-18 Home: 10-6 Away: 13-7 Neutral: 10-5 Conference: 14-7

Player	avg	gp-gs	ab	r	h	2b	3b	hr	rbi	tb	slg%	bb	hp	so	gdp	ob%	sf	sh	sb-att	po	a	e	fld%
43 HARRELL, Aly	.339	51-51	112	28	38	7	0	13	39	84	.750	57	17	9	2	.596	2	0	0-1	364	9	7	.982
23 STEVENSON, Mya	.315	48-46	130	30	41	8	2	14	43	95	.731	19	3	35	0	.409	2	0	2-3	13	2	2	.882
3 BROWN, Armani	.303	49-49	152	27	46	4	1	0	10	52	.342	11	0	14	0	.345	2	6	6-8	74	75	8	.949
4 HUERTA, Sierra	.298	51-51	121	35	36	8	0	6	27	62	.512	22	25	26	0	.488	2	3	2-4	62	101	11	.937
55 BURCH, Blakely	.287	49-47	136	38	39	8	7	7	29	82	.603	11	16	17	0	.402	1	2	6-6	47	86	13	.911
44 ADAMS, Katie	.273	38-26	77	5	21	4	0	0	10	25	.325	11	1	6	0	.367	1	0	0-1	20	1	2	.913
98 DAISS, Briana	.263	45-32	118	13	31	5	0	6	26	54	.458	2	2	12	0	.285	1	1	0-0	3	3	1	.857
14 ELLIS, Hayden	.257	50-46	101	21	26	8	1	6	25	54	.535	30	0	30	0	.421	2	4	1-2	240	15	6	.977
27 ROUSSEAU, Rachel	.257	21-21	70	16	18	6	0	6	20	42	.600	6	2	6	1	.329	1	2	1-4	29	2	0	1.000
10 GIAMMARINO, H.	.253	48-48	146	32	37	5	1	7	30	65	.445	13	0	21	0	.314	0	0	16-20	59	4	1	.984
17 LEE, Chloe	.217	45-23	60	14	13	0	0	0	4	13	.217	5	0	10	0	.277	0	1	10-13	28	1	2	.935

16 ESTRADA, Abigail	.279	42-16	43	12	12	0	0	0	0	12	.279	0	0	3	0	.279	0	0	2-4	18	0	3	.857
2 BURNS, Brooke	.167	9-0	6	1	1	0	0	0	0	1	.167	0	0	2	0	.167	0	0	0-0	0	0	0	.000
22 MYERS, Caitlin	.167	6-0	6	0	1	1	0	0	1	2	.333	1	0	0	1	.286	0	0	0-0	8	0	0	1.000
1 LOOSE, Samantha	.154	15-3	13	5	2	0	0	0	0	2	.154	1	0	2	0	.214	0	0	0-1	6	4	0	1.000
21 PENNINGTON, Rachel	.000	34-1	3	13	0	0	0	0	0	0	.000	0	0	0	0	.000	0	0	9-10	3	0	0	1.000
Totals	.280	51	1294	290	362	64	12	65	264	645	.498	189	66	193	4	.395	14	19	55-77	983	372	57	.960
Opponents	.239	51	1266	176	303	47	7	24	158	436	.344	139	35	238	5	.330	6	21	47-55	972	365	60	.957

LOB - Team (323), Opp (312). DPs turned - Team (11), Opp (8). CI - Team (1), ELLIS, H. 1. IBB - Team (4), HARRELL, A. 4, Opp (2). Picked off - HARRELL, A. 1.

(All games Sorted by Earned run avg)

Player	era	w-l	app	gs	cg	sho	sv	ip	h	r	er	bb	so	2b	3b	hr	b/avg	wp	hp	bk	sfa	sha
0 TOLBERT, Abigail	2.96	21-14	39	32	19	6/0	0	196.0	163	99	83	77	146	30	6	15	.219	13	23	0	4	12
77 WILLIAMSON, Kailee	3.22	10-3	31	18	10	4/0	2	117.1	121	64	54	49	84	16	1	8	.261	2	9	0	2	6

23 STEVENSON, Mya	0.00	0-1	1	1	0	0/0	0	0.0	0	2	0	2	0	0	0	0	.000	2	1	0	0	0
7 BURDETTE, Ali	4.40	2-0	8	0	0	0/0	0	14.1	19	11	9	11	8	1	0	1	.328	3	2	0	0	3
Totals	3.12	33-18	51	51	29	10/0	2	327.2	303	176	146	139	238	47	7	24	.239	20	35	0	6	21
Opponents	5.12	18-33	51	51	15	3/0	1	324.0	362	290	237	189	193	64	12	65	.280	29	66	0	14	19

PB - Team (5), ELLIS, H. 4, MYERS, C. 1, Opp (8). Pickoffs - Team (0), Opp (1). SBA/ATT - ELLIS, H. (40-46), TOLBERT, A. (26-28), WILLIAMSON, K (19-25), ADAMS, K. (4-5), MYERS, C. (3-3), BURDETTE, A. (2-2).

The Automated ScoreBook
Overall Statistics for Marshall University (as of May 02, 2019)
(All games Sorted by Fielding pct)

Player	c	po	a	e	fld%	dp	sba	csb	sba%	pb	ci
0 TOLBERT, Abigail	47	1	46	0	1.000	0	26	2	.929	0	0
27 ROUSSEAU, Rachel	31	29	2	0	1.000	0	0	0	.000	0	0
1 LOOSE, Samantha	10	6	4	0	1.000	1	0	0	.000	0	0
22 MYERS, Caitlin	8	8	0	0	1.000	0	3	0	1.000	1	0
21 PENNINGTON, Rachel	3	3	0	0	1.000	0	0	0	.000	0	0
7 BURDETTE, Ali	1	1	0	0	1.000	0	2	0	1.000	0	0
10 GIAMMARINO, H.	64	59	4	1	.984	0	0	0	.000	0	0
43 HARRELL, Aly	380	364	9	7	.982	10	0	0	.000	0	0
14 ELLIS, Hayden	261	240	15	6	.977	1	40	6	.870	4	1
77 WILLIAMSON, Kailee	31	7	23	1	.968	3	19	6	.760	0	0
3 BROWN, Armani	157	74	75	8	.949	5	0	0	.000	0	0
4 HUERTA, Sierra	174	62	101	11	.937	3	0	0	.000	0	0
17 LEE, Chloe	31	28	1	2	.935	0	0	0	.000	0	0
44 ADAMS, Katie	23	20	1	2	.913	0	4	1	.800	0	0
55 BURCH, Blakely	146	47	86	13	.911	1	0	0	.000	0	0
23 STEVENSON, Mya	17	13	2	2	.882	0	0	0	.000	0	0
16 ESTRADA, Abigail	21	18	0	3	.857	0	0	0	.000	0	0
98 DAISS, Briana	7	3	3	1	.857	1	0	0	.000	0	0
2 BURNS, Brooke	0	0	0	0	.000	0	0	0	.000	0	0
Totals	1412	983	372	57	.960	11	47	8	.855	5	1
Opponents	1397	972	365	60	.957	8	55	22	.714	8	0

Hitting minimums - 1 Games 1 AB 1.0 AB/Game 1 TPA 1.0 TPA/Game

Pitching minimums - 1 Games 1 IP 1 BF 1.0 IP/Game

Conference USA Games

The Automated ScoreBook Conference statistics for Marshall (as of May 02, 2019) (Conference games only Sorted by Batting avg)

Record: 14-7 Home: 6-3 Away: 8-4 Conference: 14-7

Player	avg	gp-gs	ab	r	h	2b	3b	hr	rbi	tb	slg%	bb	hp	so	gdp	ob%	sf	sh	sb-att	po	a	e	fld%
23 STEVENSON, Mya	.340	20-19	50	13	17	4	2	6	21	43	.860	11	2	15	0	.462	2	0	0-0	5	1	0	1.000
4 HUERTA, Sierra	.340	21-21	50	16	17	6	0	4	13	35	.700	5	13	12	0	.507	1	1	1-1	25	48	4	.948
55 BURCH, Blakely	.333	21-21	63	22	21	7	3	4	15	46	.730	5	8	8	0	.442	1	0	4-4	19	41	5	.923
43 HARRELL, Aly	.318	21-21	44	9	14	1	0	3	9	24	.545	30	3	2	2	.603	1	0	0-0	149	3	1	.993
3 BROWN, Armani	.310	21-21	58	9	18	1	1	0	5	21	.362	4	0	5	0	.349	1	4	4-5	32	26	0	1.000
16 ESTRADA, Abigail	.304	16-9	23	6	7	0	0	0	0	7	.304	0	0	2	0	.304	0	0	0-1	10	0	1	.909
14 ELLIS, Hayden	.283	21-21	53	13	15	3	1	5	15	35	.660	13	0	18	0	.424	0	2	1-1	100	7	2	.982
10 GIAMMARINO, H.	.254	20-20	67	15	17	1	0	4	12	30	.448	1	0	7	0	.265	0	0	6-8	31	1	1	.970
27 ROUSSEAU, Rachel	.250	12-12	40	9	10	2	0	5	13	27	.675	2	1	3	1	.295	1	1	0-3	20	1	0	1.000
98 DAISS, Briana	.234	19-11	47	6	11	2	0	3	11	22	.468	1	0	5	0	.245	1	0	0-0	1	0	0	1.000
44 ADAMS, Katie	.214	16-9	28	1	6	1	0	0	4	7	.250	6	0	4	0	.353	0	0	0-1	0	0	0	.000

2 BURNS, Brooke	1.000	1-0	1	0	1	0	0	0	0	1	1.000	0	0	0	0	1.000	0	0	0-0	0	0	0	.000
17 LEE, Chloe	.000	18-4	10	3	0	0	0	0	1	0	.000	0	0	3	0	.000	0	0	0-3	11	1	1	.923
1 LOOSE, Samantha	.000	5-0	2	3	0	0	0	0	0	0	.000	0	0	0	0	.000	0	0	0-0	0	0	0	.000
21 PENNINGTON, Rachel	.000	13-0	0	5	0	0	0	0	0	0	.000	0	0	0	0	.000	0	0	2-3	1	0	0	1.000
Totals	.287	21	536	130	154	28	7	34	119	298	.556	78	27	84	3	.399	8	8	18-30	407	151	15	.974
Opponents	.249	21	523	80	130	17	3	10	74	183	.350	54	16	92	1	.336	3	12	17-20	403	147	25	.957

LOB - Team (124), Opp (121). DPs turned - Team (1), Opp (4). IBB - Team (4), HARRELL, A. 4, Opp (1).

(Conference games only Sorted by Earned run avg)

Player	era	w-l	app	gs	cg	sho	sv	ip	h	r	er	bb	so	2b	3b	hr	b/avg	wp	hp	bk	sfa	sha
0 TOLBERT, Abigail	3.19	9-5	16	13	7	3/0	0	83.1	68	44	38	31	59	10	2	5	.217	4	13	0	1	6
77 WILLIAMSON, Kailee	4.44	4-2	13	8	4	2/0	1	47.1	55	31	30	19	31	6	1	5	.293	1	2	0	2	5

7 BURDETTE, Ali	7.00	1-0	5	0	0	0/0	0	5.0	7	5	5	4	2	1	0	0	.333	0	1	0	0	1
Totals	3.77	14-7	21	21	11	5/0	1	135.2	130	80	73	54	92	17	3	10	.249	5	16	0	3	12
Opponents	5.73	7-14	21	21	5	1/0	1	134.1	154	130	110	78	84	28	7	34	.287	11	27	0	8	8

PB - Team (4), ELLIS, H. 4, Opp (3). SBA/ATT - ELLIS, H. (17-19), WILLIAMSON,K (7-10), TOLBERT, A. (8-8), BURDETTE, A. (2-2).

The Automated ScoreBook
Games Summary for Marshall (as of May 02, 2019)
(All games)

Score by innings	1	2	3	4	5	6	7	8	9	Total
Marshall	52	58	29	48	40	36	22	4	1	290
Opponents	20	23	39	20	18	29	25	2	0	176

Record when ...

Overall	33-18	After 4 leading	29-1
Conference	14-7 trailing	3-15
Non-Conference	19-11 tied	1-2
Home games	10-6	After 5 leading	18-1
Away games	13-7 trailing	3-13
Neutral site	10-5 tied	3-2
Day games	33-16	After 6 leading	20-2
Night games	0-2 trailing	1-13
vs Left starter	5-2 tied	1-1
vs Right starter	28-16		
1-Run games	6-6	Hit 0 home runs	8-11
2-Run games	2-3	... 1 home run	7-5
5+Run games	19-6	... 2+ home runs	18-2
Extra innings	3-0		
Shutouts	10-3	Opponent 0 home runs	25-9
	 1 home run	6-6
Scoring 0-2 runs	2-11 2+ HRs	2-3
..... 3-5 runs	7-5		
..... 6-9 runs	13-2	Made 0 errors	17-4
..... 10+ runs	11-0 1 error	9-8
	 2+ errors	7-6
Opponent 0-2 runs	22-3		
..... 3-5 runs	9-7	Opp. made 0 errors	7-7
..... 6-9 runs	2-5 1 error	15-6
..... 10+ runs	0-3 2+ errors	11-5
Scored in 1st inning	18-5	Out-hit opponent	25-3
Opp. scored in 1st	3-8	Out-hit by opponent	5-14
Scores first	30-6	Hits are tied	3-1
Opp. scores first	3-12		

Record when team scores:

Runs	0	1	2	3	4	5	6	7	8	9	10+
W-L	0-3	1-5	1-3	0-1	2-3	5-1	4-1	5-0	4-1	0-0	11-0

Record when opponent scores:

Runs	0	1	2	3	4	5	6	7	8	9	10+
W-L	10-0	6-2	6-1	3-1	3-2	3-4	1-0	1-2	0-1	0-2	0-3

Record when leading after:

Inn.	1	2	3	4	5	6
W-L	17-3	22-2	25-2	29-1	18-1	20-2

Record when trailing after:

Inn.	1	2	3	4	5	6
W-L	0-8	1-11	2-14	3-15	3-13	1-13

Record when tied after:

Inn.	1	2	3	4	5	6
W-L	16-7	10-5	6-2	1-2	3-2	1-1

Current losing streak: 1
Longest winning streak: 6
Longest losing streak: 3

Home attendance : 7000 (16 dates avg = 437)
Away attendance : 6108 (34 dates avg = 179)
Total attendance: 13108 (50 dates avg = 262)

The Automated ScoreBook
Game Results for Marshall University (as of May 02, 2019)
(All games)

Date	Opponent		Score	Inns	Overall	Conference	Pitcher of record	Attend	Time
Feb 08, 2019	vs UC Riverside	w	5-2	7	1-0-0	0-0-0	TOLBERT, A. (W 1-0)	113	2:07
Feb 08, 2019	at San Diego	w	10-1	7	2-0-0	0-0-0	WILLIAMSON,K (W 1-0)	173	2:44
Feb 09, 2019	vs Cal Poly	w	6-5	(9)	3-0-0	0-0-0	BURDETTE, A. (W 1-0)	115	3:20
Feb 09, 2019	vs UC Riverside	L	4-5	7	3-1-0	0-0-0	STEVENSON,M. (L 0-1)	111	1:59
Feb 10, 2019	vs Portland State	w	7-4	7	4-1-0	0-0-0	TOLBERT, A. (W 2-0)	107	2:25
Feb 15, 2019	vs ECU	w	5-2	7	5-1-0	0-0-0	TOLBERT, A. (W 3-0)	78	2:00
Feb 15, 2019	at Coastal Carolina	L	0-1	7	5-2-0	0-0-0	TOLBERT, A. (L 0-1)	138	2 13
Feb 16, 2019	vs ECU	w	8-4	7	6-2-0	0-0-0	TOLBERT, A. (W 4-1)	78	1:54
Feb 16, 2019	vs Presbyterian	w	10-1	5	7-2-0	0-0-0	WILLIAMSON,K (W 2-0)	78	2:00
Feb 17, 2019	vs Towson	L	2-3	7	7-3-0	0-0-0	TOLBERT, A. (L 4-2)	75	2:00
Feb 22, 2019	vs UMass Lowell	w	4-3	(8)	8-3-0	0-0-0	TOLBERT, A. (W 5-2)	75	1:57
Feb 22, 2019	vs Iowa State	L	0-1	7	8-4-0	0-0-0	TOLBERT, A. (L 5-3)	120	1:42
Feb 23, 2019	vs UNC Wilmington	w	11-5	7	9-4-0	0-0-0	TOLBERT, A. (W)	106	2:23
Feb 23, 2019	at Charleston So.	w	10-0	5	10-4-0	0-0-0	WILLIAMSON,K (W 3-0)	66	1:45
Feb 24, 2019	vs Appalachian State	L	1-2	7	10-5-0	0-0-0	TOLBERT, A. (L 6-4)	402	1:47
Feb 27, 2019	OHIO BOBCATS	w	8-0	5	11-5-0	0-0-0	TOLBERT, A. (W 7-4)	450	1:51
Mar 02, 2019	RIDER-1	w	2-0	7	12-5-0	0-0-0	TOLBERT, A. (W 8-4)	250	2:13
Mar 02, 2019	RIDER-2	w	4-0	7	13-5-0	0-0-0	WILLIAMSON,K (W 4-0)	250	1:55
Mar 03, 2019	RIDER	w	10-2	5	14-5-0	0-0-0	TOLBERT, A. (W 9-4)	75	2:15
Mar 08, 2019	vs Monmouth	w	1-0	6	15-5-0	0-0-0	TOLBERT, A. (W 10-4)	22	1:20
Mar 09, 2019	vs Lafayette	w	6-1	7	16-5-0	0-0-0	WILLIAMSON,K (W 5-0)	254	1:37
Mar 10, 2019	vs Monmouth	L	2-4	7	16-6-0	0-0-0	TOLBERT, A. (L 10-5)	45	1:54
Mar 10, 2019	at George Mason	w	5-4	7	17-6-0	0-0-0	TOLBERT, A. (W 11-5)	45	2:20
* Mar 16, 2019	at Charlotte-1	w	7-5	7	18-6-0	1-0-0	TOLBERT, A. (W 12-5)	278	2:25
* Mar 16, 2019	at Charlotte-2	w	13-0	5	19-6-0	2-0-0	WILLIAMSON,K (W 6-0)	-	1:39
* Mar 17, 2019	at Charlotte	L	6-11	7	19-7-0	2-1-0	TOLBERT, A. (L 12-6)	254	2:32
Mar 20, 2019	#13 KENTUCKY	L	4-9	7	19-8-0	2-1-0	WILLIAMSON,K (L 6-1)	1000	2:58
* Mar 23, 2019	UTSA-1	w	5-0	7	20-8-0	3-1-0	TOLBERT, A. (W 13-6)	350	1:42
* Mar 23, 2019	UTSA-2	w	7-0	7	21-8-0	4-1-0	WILLIAMSON,K (W 7-1)	350	1:57
* Mar 24, 2019	UTSA	L	2-4	7	21-9-0	4-2-0	TOLBERT, A. (L 13-7)	375	1:56
Mar 26, 2019	at Longwood	L	1-13	5	21-10-0	4-2-0	TOLBERT, A. (L 13-8)	156	1:49
Mar 27, 2019	at #20 James Madison	L	5-8	7	21-11-0	4-2-0	TOLBERT, A. (L 13-9)	362	2:30
* Mar 30, 2019	at Southern Miss	w	6-1	7	22-11-0	5-2-0	TOLBERT, A. (W 14-9)	0	2:50
* Mar 30, 2019	at Southern Miss-2	w	6-3	7	23-11-0	6-2-0	TOLBERT, A. (W 15-9)	760	2:29
* Mar 31, 2019	at Southern Miss	L	0-5	7	23-12-0	6-3-0	TOLBERT, A. (L 15-10)	640	1:53
* Apr 06, 2019	WKU-1	w	10-2	6	24-12-0	7-3-0	TOLBERT, A. (W 16-10)	1000	1:52
* Apr 06, 2019	WKU-2	L	1-7	7	24-13-0	7-4-0	WILLIAMSON,K (L 7-2)	1000	2:09
* Apr 07, 2019	WKU	w	8-7	(8)	25-13-0	8-4-0	WILLIAMSON,K (W 8-2)	450	2:47
* Apr 13, 2019	at FIU-1	L	1-9	5	25-14-0	8-5-0	TOLBERT, A. (L 16-11)	229	1:40
* Apr 13, 2019	at FIU-2	L	1-5	7	25-15-0	8-6-0	WILLIAMSON,K (L 8-3)	229	2:29
* Apr 14, 2019	at FIU	w	7-1	7	26-15-0	9-6-0	TOLBERT, A. (W 17-11)	179	2:16
* Apr 19, 2019	LATECH-1	L	8-10	7	26-16-0	9-7-0	TOLBERT, A. (L 17-12)	200	2:30
* Apr 19, 2019	LATECH-2	w	10-2	5	27-16-0	10-7-0	BURDETTE, A. (W 2-0)	200	1:38
* Apr 20, 2019	LATECH	w	7-6	7	28-16-0	11-7-0	WILLIAMSON,K (W 9-3)	350	2:30
Apr 23, 2019	LOUISVILLE	L	4-5	7	28-17-0	11-7-0	TOLBERT, A. (L 17-13)	400	1:51
* Apr 27, 2019	at Middle Tennessee	w	12-0	5	29-17-0	12-7-0	TOLBERT, A. (W)	201	1:40
* Apr 27, 2019	at Middle Tennessee	w	8-2	7	30-17-0	13-7-0	TOLBERT, A. (W 19-13)	237	1:56
* Apr 28, 2019	at Middle Tennessee	w	5-0	7	31-17-0	14-7-0	TOLBERT, A. (W 20-13)	270	1:55
* Apr 30, 2019	at Morehead State-1	w	11-1	5	32-17-0	15-7-0	TOLBERT, A. (W 21-13)	56	1:43
* Apr 30, 2019	at Morehead State-2	w	11-3	5	33-17-0	16-7-0	WILLIAMSON,K (W 10-	56	1:48
May 01, 2019	PITTSBURGH	L	3-7	7	33-18-0	16-7-0	TOLBERT, A. (L 21-14)	300	2:30

() extra inning game

The Automated ScoreBook
Team Game-by-Game for Marshall University (as of May 02, 2019)
Batting (All games)

Date	Opponent	ab	r	h	rbi	2b	3b	hr	tb	bb	ibb	sb	cs	hbp	sac	sf	gdp	k	po	a	e	lob	avg
Feb 08	vs UC Riverside	30	5	14	4	2	0	0	16	3	0	4	0	2	1	0	0	1	21	13	3	10	.467
Feb 08	at San Diego	28	10	8	6	2	1	0	12	8	0	0	1	2	1	0	0	9	21	7	1	8	.379
Feb 09	vs Cal Poly	28	6	9	5	0	0	0	9	4	0	1	2	3	4	3	0	4	27	7	5	11	.360
Feb 09	vs UC Riverside	28	4	8	3	1	0	0	9	5	0	0	0	0	0	0	0	1	21	10	6	8	.342
Feb 10	vs Portland State	26	7	8	5	1	1	0	11	7	0	4	0	2	2	0	0	2	21	13	3	9	.336
Feb 15	vs ECU	24	5	6	5	1	0	3	16	4	0	1	0	0	0	0	0	6	21	9	2	5	.323
Feb 15	at Coastal Carolina	24	0	4	0	0	0	0	4	0	0	0	1	1	0	0	0	5	18	7	0	4	.303
Feb 16	vs ECU	25	8	8	8	2	0	1	13	6	0	0	1	1	0	0	0	3	21	10	1	6	.305
Feb 16	vs Presbyterian	24	10	8	10	0	0	5	23	3	0	4	0	1	0	0	0	2	15	3	1	3	.308
Feb 17	vs Towson	24	2	4	2	0	0	1	7	2	0	3	0	3	1	0	0	8	21	8	2	7	.295
Feb 22	vs UMass Lowell	28	4	6	4	2	0	1	11	1	0	0	0	1	0	0	0	4	24	8	0	5	.287
Feb 22	vs Iowa State	22	0	1	0	1	0	0	2	3	0	0	0	1	0	0	0	7	18	6	0	5	.270
Feb 23	vs UNC Wilmington	31	11	10	11	1	0	3	20	2	0	2	1	2	1	0	0	6	21	8	0	4	.275
Feb 23	at Charleston So.	26	10	10	10	1	0	1	14	5	0	2	0	0	0	1	0	1	15	4	0	7	.283
Feb 24	vs Appalachian State	21	1	2	0	0	0	0	2	1	0	1	1	2	0	0	1	3	18	6	1	2	.272
Feb 27	OHIO BOBCATS	20	8	9	8	1	0	3	19	3	0	2	0	2	0	0	0	2	15	5	1	5	.281
Mar 02	RIDER	22	2	3	2	2	0	0	5	6	0	0	0	1	0	0	0	4	21	7	0	9	.274
Mar 02	RIDER	22	4	4	4	0	0	3	13	2	0	1	0	0	0	0	0	2	21	6	0	2	.269
Mar 03	RIDER	22	10	9	8	3	1	0	14	7	0	5	1	0	1	0	0	0	15	8	2	7	.276
Mar 08	vs Monmouth	18	1	3	1	1	0	0	4	0	0	1	0	2	0	0	0	5	15	7	0	4	.272
Mar 09	vs Lafayette	30	6	13	6	3	0	1	19	3	0	2	1	0	0	0	0	0	21	7	1	9	.281
Mar 10	vs Monmouth	25	2	5	2	1	0	0	6	1	0	0	1	1	0	1	0	2	21	6	0	5	.277
Mar 10	at George Mason	27	5	8	5	3	1	0	13	3	0	3	0	1	0	1	0	3	21	4	4	6	.278
*Mar 16	at Charlotte	29	7	9	6	1	2	2	20	4	0	0	2	2	1	0	0	6	21	6	1	8	.280
*Mar 16	at Charlotte	29	13	13	11	2	0	2	21	5	0	1	0	0	1	0	0	0	15	6	0	7	.288
*Mar 17	at Charlotte	31	6	12	6	3	0	1	18	3	0	1	0	3	0	1	0	1	18	11	3	11	.292
Mar 20	KENTUCKY	28	4	5	4	0	0	1	8	6	0	1	0	0	0	0	0	7	21	7	2	9	.288
*Mar 23	UTSA	23	5	5	5	1	0	2	12	1	0	0	1	0	0	0	0	2	21	6	0	1	.285
*Mar 23	UTSA	25	7	8	6	1	0	1	12	4	0	5	0	1	0	1	0	4	21	6	0	6	.286
*Mar 24	UTSA	22	2	1	1	0	0	0	1	4	0	2	0	1	1	1	0	6	21	6	1	6	.280
Mar 26	at Longwood	20	1	5	1	1	0	0	6	2	0	0	0	2	0	0	0	3	12	5	2	8	.279
Mar 27	at James Madison	30	5	7	4	0	0	1	10	3	0	0	0	4	0	0	0	8	18	10	2	11	.277
*Mar 30	at Southern Miss	29	6	8	6	2	1	2	18	6	0	1	1	1	0	0	0	7	21	7	0	9	.277
*Mar 30	at Southern Miss	25	6	5	5	1	0	2	12	3	0	3	0	1	0	1	1	7	21	6	4	3	.275
*Mar 31	at Southern Miss	22	0	1	0	0	0	0	1	0	0	0	0	1	0	0	0	8	18	10	1	2	.269
*Apr 06	WKU	24	10	9	9	2	2	2	21	2	1	1	1	2	1	0	0	5	18	10	1	2	.272
*Apr 06	WKU	23	1	4	1	1	0	0	5	5	1	0	1	2	1	0	0	4	21	6	1	9	.270
*Apr 07	WKU	28	8	8	8	1	0	2	15	7	1	0	0	2	1	0	0	4	24	8	0	9	.270
*Apr 13	at FIU	17	1	2	1	0	0	1	5	3	0	0	1	1	0	0	0	3	12	6	0	5	.267
*Apr 13	at FIU	21	1	3	1	0	0	0	3	6	0	2	0	0	2	1	1	3	20	9	1	8	.265
*Apr 14	at FIU	27	7	9	6	1	0	2	16	1	0	1	2	3	0	1	0	3	21	8	0	4	.267
*Apr 19	LATECH	30	8	11	8	2	1	2	21	3	0	0	1	1	0	1	0	6	21	11	1	6	.269
*Apr 19	LATECH	23	10	11	9	3	0	3	23	4	0	0	0	0	0	0	0	2	15	4	0	4	.274
*Apr 20	LATECH	25	7	8	6	4	0	1	15	5	1	0	1	2	0	0	0	6	21	9	1	6	.275
Apr 23	LOUISVILLE	26	4	5	4	0	0	2	11	2	0	0	0	1	0	0	0	5	21	15	1	4	.273
*Apr 27	at Middle Tennessee	25	12	10	11	1	0	4	23	3	0	0	1	3	0	1	0	1	15	5	0	5	.276
*Apr 27	at Middle Tennessee	32	8	11	8	0	1	4	25	1	0	1	0	0	0	0	0	4	21	5	0	4	.278
*Apr 28	at Middle Tennessee	26	5	6	5	2	0	1	11	8	0	0	0	1	0	0	1	2	21	6	0	9	.277
*Apr 30	at Morehead State	27	11	11	10	3	0	2	20	6	0	0	0	2	0	0	0	1	15	6	0	9	.279
*Apr 30	at Morehead State	25	11	9	10	2	1	3	22	6	0	0	0	2	0	0	0	2	15	4	1	7	.281
May 01	PITTSBURGH	27	3	6	3	2	0	0	8	7	0	0	0	0	0	0	0	3	21	5	1	10	.280
Totals		1294	290	362	264	64	12	65	645	189	4	55	22	66	19	14	4	193	983	372	57	323	.280

The Automated ScoreBook
Team Game-by-Game for Marshall University (as of May 02, 2019)
Pitching (All games)

Date	Opponent	ip	h	r	er	bb	so	2b	3b	hr	wp	bk	hbp	dp	ibb	score	w-l	sv	era
Feb 08	vs UC Riverside	7.0	7	2	1	2	2	1	0	0	0	0	1	0	0	5-2	1-0	0	1.00
Feb 08	at San Diego	7.0	4	1	0	1	2	0	0	0	0	0	1	0	0	10-1	2-0	0	0.50
Feb 09	vs Cal Poly	9.0	8	5	3	5	5	0	0	0	4	0	0	1	1	6-5	3-0	0	1.22
Feb 09	vs UC Riverside	7.0	3	5	0	3	7	2	0	0	2	0	1	0	0	4-5	3-1	0	0.93
Feb 10	vs Portland State	7.0	4	4	2	5	5	2	0	0	0	0	1	1	0	7-4	4-1	1	1.14
Feb 15	vs ECU	7.0	7	2	2	1	3	0	0	1	0	0	1	0	0	5-2	5-1	1	1.27
Feb 15	at Coastal Carolina	6.0	3	1	1	0	1	0	0	0	0	0	1	0	0	0-1	5-2	1	1.26
Feb 16	vs ECU	7.0	5	4	4	4	5	0	0	1	0	0	0	0	0	8-4	6-2	1	1.60
Feb 16	vs Presbyterian	5.0	6	1	1	2	4	1	0	0	0	0	0	0	0	10-1	7-2	1	1.58
Feb 17	vs Towson	7.0	9	3	3	2	3	2	1	0	0	0	1	1	0	2-3	7-3	1	1.72
Feb 22	vs UMass Lowell	8.0	8	3	2	2	8	2	0	1	0	0	2	1	0	4-3	8-3	1	1.73
Feb 22	vs Iowa State	6.0	1	1	1	3	4	0	1	0	0	0	1	0	0	0-1	8-4	1	1.69
Feb 23	vs UNC Wilmington	7.0	6	5	5	5	7	1	0	4	1	0	2	1	0	11-5	9-4	1	1.94
Feb 23	at Charleston So.	5.0	1	0	0	3	5	0	0	0	1	0	0	0	0	10-0	10-4	1	1.84
Feb 24	vs Appalachian State	6.0	5	2	2	1	8	2	0	0	1	0	0	0	0	1-2	10-5	1	1.87
Feb 27	OHIO BOBCATS	5.0	4	0	0	4	5	0	0	0	0	0	0	1	0	8-0	11-5	1	1.78
Mar 02	RIDER	7.0	3	0	0	2	8	1	0	0	1	0	2	0	0	2-0	12-5	1	1.67
Mar 02	RIDER	7.0	8	0	0	3	3	1	0	0	0	0	1	1	0	4-0	13-5	1	1.58
Mar 03	RIDER	5.0	3	2	1	3	2	1	0	0	1	0	0	0	0	10-2	14-5	1	1.57
Mar 08	vs Monmouth	5.0	1	0	0	2	5	1	0	0	0	0	0	0	0	1-0	15-5	1	1.51
Mar 09	vs Lafayette	7.0	2	1	0	1	7	1	0	0	0	0	0	0	0	6-1	16-5	1	1.43
Mar 10	vs Monmouth	7.0	6	4	4	3	6	2	0	0	1	0	0	0	0	2-4	16-6	1	1.56
Mar 10	at George Mason	7.0	6	4	3	3	8	1	0	0	1	0	0	1	0	5-4	17-6	1	1.62
*Mar 16	at Charlotte	7.0	10	5	4	3	7	1	0	0	0	0	1	0	0	7-5	18-6	2	1.73
*Mar 16	at Charlotte	5.0	3	0	0	1	4	0	0	0	0	0	0	0	0	13-0	19-6	2	1.67
*Mar 17	at Charlotte	6.0	16	11	11	5	5	3	1	0	0	0	1	0	1	6-11	19-7	2	2.07
Mar 20	KENTUCKY	7.0	10	9	8	7	5	2	1	1	0	0	2	0	0	4-9	19-8	2	2.31
*Mar 23	UTSA	7.0	1	0	0	1	7	0	0	0	0	0	2	0	0	5-0	20-8	2	2.22
*Mar 23	UTSA	7.0	7	0	0	2	9	0	0	0	0	0	0	1	0	7-0	21-8	2	2.14
*Mar 24	UTSA	7.0	4	4	3	4	9	2	0	0	0	0	2	0	0	2-4	21-9	2	2.17
Mar 26	at Longwood	4.0	10	13	9	7	4	1	0	1	1	0	0	0	0	1-13	21-10	2	2.44
Mar 27	at James Madison	6.0	12	8	7	4	4	1	0	2	0	0	0	0	0	5-8	21-11	2	2.60
*Mar 30	at Southern Miss	7.0	4	1	1	2	5	0	0	0	1	0	0	0	0	6-1	22-11	2	2.55
*Mar 30	at Southern Miss	7.0	5	3	3	3	3	1	0	0	0	0	2	0	0	6-3	23-11	2	2.57
*Mar 31	at Southern Miss	6.0	8	5	4	2	3	1	0	0	0	0	0	0	0	0-5	23-12	2	2.62
*Apr 06	WKU	6.0	2	2	2	2	4	0	0	1	1	0	2	0	0	10-2	24-12	2	2.61
*Apr 06	WKU	7.0	8	7	6	2	2	0	0	2	0	0	1	0	0	1-7	24-13	2	2.71
*Apr 07	WKU	8.0	12	7	7	5	8	3	0	1	0	0	2	0	0	8-7	25-13	2	2.82
*Apr 13	at FIU	4.0	9	9	8	2	3	0	1	1	0	0	2	0	0	1-9	25-14	2	3.00
*Apr 13	at FIU	6.2	4	5	5	6	6	0	0	1	0	0	0	0	0	1-5	25-15	2	3.06
*Apr 14	at FIU	7.0	4	1	1	2	2	0	0	0	0	0	0	0	0	7-1	26-15	2	3.00
*Apr 19	LATECH	7.0	10	10	8	3	1	2	1	1	1	0	0	0	0	8-10	26-16	2	3.13
*Apr 19	LATECH	5.0	6	2	2	3	1	2	0	0	0	0	0	0	0	10-2	27-16	2	3.13
*Apr 20	LATECH	7.0	8	6	6	3	3	1	0	2	2	0	0	0	0	7-6	28-16	2	3.20
Apr 23	LOUISVILLE	7.0	11	5	3	1	5	3	1	1	0	0	0	1	0	4-5	28-17	2	3.19
*Apr 27	at Middle Tennessee	5.0	1	0	0	2	3	0	0	0	0	0	0	0	0	12-0	29-17	2	3.14
*Apr 27	at Middle Tennessee	7.0	4	2	2	0	4	0	0	1	0	0	0	0	0	8-2	30-17	2	3.11
*Apr 28	at Middle Tennessee	7.0	4	0	0	1	3	1	0	0	0	0	1	0	0	5-0	31-17	2	3.04
*Apr 30	at Morehead State	5.0	3	1	1	1	7	1	0	0	0	0	0	0	0	11-1	32-17	2	3.02
*Apr 30	at Morehead State	5.0	4	3	3	2	4	1	0	0	0	0	0	1	0	11-3	33-17	2	3.03
May 01	PITTSBURGH	7.0	13	7	7	3	4	0	0	2	1	0	2	0	0	3-7	33-18	2	3.12
Totals		327.2	303	176	146	139	238	47	7	24	20	0	35	11	2	290-176	33-18	2	3.12

The Automated ScoreBook
Opponent Game-by-Game for Marshall University (as of May 02, 2019)
Batting (All games)

Date	Opponent	ab	r	h	rbi	2b	3b	hr	tb	bb	ibb	sb	cs	hbp	sac	sf	gdp	k	po	a	e	lob	avg
Feb 08	vs UC Riverside	28	2	7	1	1	0	0	8	2	0	0	0	1	0	0	0	2	21	9	1	8	.250
Feb 08	at San Diego	26	1	4	1	0	0	0	4	1	0	1	0	1	0	0	0	2	21	7	3	6	.204
Feb 09	vs Cal Poly	35	5	8	4	0	0	0	8	5	1	2	0	0	2	0	0	5	27	10	1	12	.213
Feb 09	vs UC Riverside	26	5	3	3	2	0	0	5	3	0	2	1	1	0	0	0	7	21	13	2	4	.191
Feb 10	vs Portland State	24	4	4	3	2	0	0	6	5	0	1	0	1	2	0	0	5	21	12	3	7	.187
Feb 15	vs ECU	29	2	7	2	0	0	1	10	1	0	0	0	1	0	0	0	3	18	4	0	8	.196
Feb 15	at Coastal Carolina	20	1	3	1	0	0	0	3	0	0	0	0	1	1	0	0	1	21	9	3	3	.191
Feb 16	vs ECU	27	4	5	4	0	0	1	8	4	0	0	0	0	0	0	0	5	18	7	0	6	.191
Feb 16	vs Presbyterian	22	1	6	1	1	0	0	7	2	0	0	0	0	0	0	0	4	15	6	1	8	.198
Feb 17	vs Towson	28	3	9	2	2	1	0	13	2	0	2	0	1	1	0	1	3	21	7	0	8	.211
Feb 22	vs UMass Lowell	30	3	8	3	2	0	1	13	2	0	3	0	2	1	0	1	8	22	8	1	9	.217
Feb 22	vs Iowa State	18	1	1	1	0	1	0	3	3	0	0	0	1	0	1	0	4	21	4	0	4	.208
Feb 23	vs UNC Wilmington	26	5	6	5	1	0	4	19	5	0	1	0	2	0	0	0	7	21	8	1	7	.209
Feb 23	at Charleston So.	16	0	1	0	0	0	0	1	3	0	0	0	0	0	0	0	5	15	4	3	4	.203
Feb 24	vs Appalachian State	23	2	5	2	2	0	0	7	1	0	1	0	0	1	0	0	8	21	10	1	5	.204
Feb 27	OHIO BOBCATS	19	0	4	0	0	0	0	4	4	0	1	0	0	0	0	1	5	12	3	0	8	.204
Mar 02	RIDER	23	0	3	0	1	0	0	4	2	0	0	0	2	0	0	0	8	18	8	1	6	.200
Mar 02	RIDER	27	0	8	0	1	0	0	9	3	0	1	0	1	0	0	0	3	18	7	0	10	.206
Mar 03	RIDER	19	2	3	1	1	0	0	4	3	0	1	0	0	0	0	0	2	13	4	1	5	.204
Mar 08	vs Monmouth	16	0	1	0	1	0	0	2	2	0	0	0	0	0	0	0	5	15	7	0	3	.199
Mar 09	vs Lafayette	22	1	2	1	1	0	0	3	1	0	0	2	0	0	0	0	7	18	6	0	1	.194
Mar 10	vs Monmouth	25	4	6	4	2	0	0	8	3	0	2	0	0	1	1	0	6	21	10	1	5	.197
Mar 10	at George Mason	29	4	6	2	1	0	0	7	3	0	1	0	0	0	0	0	8	21	5	0	7	.197
*Mar 16	at Charlotte	30	5	10	4	1	0	0	11	3	0	1	0	1	1	0	0	7	21	8	2	9	.204
*Mar 16	at Charlotte	18	0	3	0	0	0	0	3	1	0	0	0	0	0	0	0	4	15	11	3	4	.203
*Mar 17	at Charlotte	34	11	16	11	3	1	0	21	5	1	0	0	1	1	0	0	5	21	10	0	12	.217
Mar 20	KENTUCKY	29	9	10	8	2	1	1	17	7	0	3	2	2	0	0	0	5	21	8	2	8	.223
*Mar 23	UTSA	22	0	1	0	0	0	0	1	1	0	0	0	2	0	0	0	7	18	5	1	4	.217
*Mar 23	UTSA	27	0	7	0	0	0	0	7	2	0	2	0	0	0	0	1	9	18	6	2	8	.219
*Mar 24	UTSA	24	4	4	3	2	0	0	6	4	0	0	0	2	0	0	0	9	21	7	3	5	.217
Mar 26	at Longwood	24	13	10	13	1	0	1	14	7	0	0	0	0	0	0	0	4	15	4	1	6	.223
Mar 27	at James Madison	30	8	12	8	1	0	2	19	4	0	3	0	0	0	1	0	4	21	7	2	9	.230
*Mar 30	at Southern Miss	24	1	4	1	0	0	0	4	2	0	0	0	0	1	0	0	5	21	5	1	5	.228
*Mar 30	at Southern Miss	26	3	5	3	1	0	0	6	3	0	0	1	2	2	0	0	3	21	9	1	9	.227
*Mar 31	at Southern Miss	25	5	8	4	1	0	0	9	2	0	0	0	0	0	0	0	3	21	5	0	4	.230
*Apr 06	WKU	21	2	2	2	0	0	1	5	2	0	0	0	2	0	0	0	4	17	8	1	5	.226
*Apr 06	WKU	29	7	8	6	0	0	2	14	2	0	2	0	1	0	1	0	2	21	8	0	5	.228
*Apr 07	WKU	33	7	12	7	3	0	1	18	5	0	1	0	2	0	1	0	8	21	4	2	10	.233
*Apr 13	at FIU	20	9	9	9	0	1	1	14	2	0	3	0	2	1	0	0	3	15	5	1	4	.237
*Apr 13	at FIU	21	5	4	5	0	0	1	7	6	0	0	1	0	3	0	0	6	21	7	0	5	.236
*Apr 14	at FIU	25	1	4	1	0	0	0	4	2	0	0	0	0	0	0	0	2	21	8	1	5	.234
*Apr 19	LATECH	33	10	10	8	2	1	1	17	3	0	5	0	0	0	0	0	1	21	4	0	5	.236
*Apr 19	LATECH	19	2	6	2	2	0	0	8	3	0	1	1	0	0	1	0	1	13	10	1	6	.238
*Apr 20	LATECH	29	6	8	6	1	0	2	15	3	0	1	0	0	1	0	0	3	19	8	1	6	.239
Apr 23	LOUISVILLE	30	5	11	4	3	1	1	19	1	0	1	0	0	0	0	1	5	21	9	1	5	.242
*Apr 27	at Middle Tennessee	16	0	1	0	0	0	0	1	2	0	0	0	0	0	0	0	3	15	4	2	3	.240
*Apr 27	at Middle Tennessee	24	2	4	2	0	0	1	7	0	0	0	0	0	1	0	0	4	21	6	2	2	.238
*Apr 28	at Middle Tennessee	23	0	4	0	1	0	0	5	1	0	1	0	1	1	0	0	3	21	9	1	5	.237
*Apr 30	at Morehead State	18	1	3	1	1	0	0	4	1	0	2	0	0	0	0	0	7	15	4	2	3	.236
*Apr 30	at Morehead State	19	3	4	2	1	0	0	5	2	0	2	0	0	0	0	0	4	15	6	3	4	.236
May 01	PITTSBURGH	35	7	13	7	0	0	2	19	3	0	0	0	2	0	0	0	4	21	12	1	12	.239
Totals		1266	176	303	158	47	7	24	436	139	2	47	8	35	21	6	5	238	972	365	60	312	.239

The Automated ScoreBook
Opponent Game-by-Game for Marshall University (as of May 02, 2019)
Pitching (All games)

Date	Opponent	ip	h	r	er	bb	so	2b	3b	hr	wp	bk	hbp	dp	ibb	score	w-l	sv	era
Feb 08	vs UC Riverside	7.0	14	5	4	3	1	2	0	0	2	0	2	1	0	2-5	0-1	0	4.00
Feb 08	at San Diego	7.0	8	10	5	8	9	2	1	0	1	0	2	0	0	1-10	0-2	0	4.50
Feb 09	vs Cal Poly	9.0	9	6	4	4	4	0	0	0	2	0	3	0	0	5-6	0-3	0	3.96
Feb 09	vs UC Riverside	7.0	8	4	1	5	1	1	0	0	0	0	0	0	0	5-4	1-3	0	3.27
Feb 10	vs Portland State	7.0	8	7	7	7	2	1	1	0	1	0	2	1	0	4-7	1-4	0	3.97
Feb 15	vs ECU	6.0	6	5	5	4	6	1	0	3	1	0	0	0	0	2-5	1-5	0	4.23
Feb 15	at Coastal Carolina	7.0	4	0	0	0	5	0	0	0	0	0	1	0	0	1-0	2-5	0	3.64
Feb 16	vs ECU	6.0	8	8	8	6	3	2	0	1	2	0	1	0	0	4-8	2-6	0	4.25
Feb 16	vs Presbyterian	5.0	8	10	9	3	2	0	0	5	0	0	1	0	0	1-10	2-7	0	4.93
Feb 17	vs Towson	7.0	4	2	2	2	8	0	0	1	0	0	3	0	0	3-2	3-7	0	4.63
Feb 22	vs UMass Lowell	7.1	6	4	3	1	4	2	0	1	1	0	1	0	0	3-4	3-8	0	4.46
Feb 22	vs Iowa State	7.0	1	0	0	3	7	1	0	0	0	0	1	0	0	1-0	4-8	0	4.08
Feb 23	vs UNC Wilmington	7.0	10	11	11	2	6	1	0	3	0	0	2	0	0	5-11	4-9	0	4.62
Feb 23	at Charleston So.	5.0	10	10	8	5	1	1	0	1	0	0	0	0	0	0-10	4-10	0	4.97
Feb 24	vs Appalachian State	7.0	2	1	0	1	3	0	0	0	0	0	2	1	0	2-1	5-10	0	4.63
Feb 27	Ohio Bobcats	4.0	9	8	8	3	2	1	0	3	0	0	2	0	0	0-8	5-11	0	4.98
Mar 02	Rider	6.0	3	2	2	6	4	2	0	0	0	0	1	0	0	0-2	5-12	0	4.84
Mar 02	Rider	6.0	4	4	4	2	2	0	0	3	0	0	0	0	0	0-4	5-13	0	4.83
Mar 03	Rider	4.1	9	10	9	7	0	3	1	0	3	0	0	0	0	2-10	5-14	0	5.18
Mar 08	vs Monmouth	5.0	3	1	0	0	5	1	0	0	0	0	2	0	0	0-1	5-15	0	4.97
Mar 09	vs Lafayette	6.0	13	6	6	3	0	3	0	1	1	0	0	0	0	1-6	5-16	0	5.07
Mar 10	vs Monmouth	7.0	5	2	1	1	2	1	0	0	0	0	1	0	0	4-2	6-16	0	4.86
Mar 10	at George Mason	7.0	8	5	3	3	3	3	1	0	0	0	1	0	0	4-5	6-17	0	4.77
*Mar 16	at Charlotte	7.0	9	7	5	4	6	1	2	2	0	0	2	0	0	5-7	6-18	0	4.78
*Mar 16	at Charlotte	5.0	13	13	10	5	0	2	0	2	0	0	0	0	0	0-13	6-19	0	5.07
*Mar 17	at Charlotte	7.0	12	6	6	3	1	3	0	1	0	0	3	0	0	11-6	7-19	0	5.11
Mar 20	Kentucky	7.0	5	4	1	6	7	0	0	1	2	0	0	0	0	9-4	8-19	0	4.95
*Mar 23	UTSA	6.0	5	5	5	1	2	1	0	2	0	0	0	0	0	0-5	8-20	0	4.98
*Mar 23	UTSA	6.0	8	7	6	4	4	1	0	1	2	0	1	1	0	0-7	8-21	0	5.04
*Mar 24	UTSA	7.0	1	2	1	4	6	0	0	0	1	0	1	0	0	4-2	9-21	1	4.89
Mar 26	at Longwood	5.0	5	1	1	2	3	1	0	0	0	0	2	0	0	13-1	10-21	1	4.81
Mar 27	at James Madison	7.0	7	5	1	3	8	0	0	1	0	0	4	0	0	8-5	11-21	1	4.67
*Mar 30	at Southern Miss	7.0	8	6	5	6	7	2	1	2	0	0	1	0	0	1-6	11-22	1	4.69
*Mar 30	at Southern Miss	7.0	5	6	4	3	7	1	0	2	1	0	1	1	0	3-6	11-23	1	4.66
*Mar 31	at Southern Miss	7.0	1	0	0	0	8	0	0	0	0	0	1	0	0	5-0	12-23	1	4.52
*Apr 06	WKU	5.2	9	10	8	2	5	2	2	2	1	0	2	0	1	2-10	12-24	1	4.65
*Apr 06	WKU	7.0	4	1	1	5	4	1	0	0	0	0	2	0	1	7-1	13-24	1	4.54
*Apr 07	WKU	7.0	8	8	7	7	4	1	0	2	1	0	2	0	1	7-8	13-25	1	4.61
*Apr 13	at FIU	5.0	2	1	1	3	3	0	0	1	0	0	1	0	0	9-1	14-25	1	4.55
*Apr 13	at FIU	7.0	3	1	1	6	3	0	0	0	0	0	0	1	0	5-1	15-25	1	4.45
*Apr 14	at FIU	7.0	9	7	5	1	3	1	0	2	1	0	3	0	0	1-7	15-26	1	4.47
*Apr 19	LATECH	7.0	11	8	8	3	6	2	1	2	0	0	1	0	0	10-8	16-26	1	4.56
*Apr 19	LATECH	4.1	11	10	9	4	2	3	0	3	2	0	0	0	0	2-10	16-27	1	4.71
*Apr 20	LATECH	6.1	8	7	6	5	6	4	0	1	2	0	2	0	1	6-7	16-28	1	4.76
Apr 23	Louisville	7.0	5	4	3	2	5	0	0	2	0	0	1	1	0	5-4	17-28	1	4.72
*Apr 27	at Middle Tennessee	5.0	10	12	11	3	1	1	0	4	0	0	3	0	0	0-12	17-29	1	4.90
*Apr 27	at Middle Tennessee	7.0	11	8	7	1	4	0	1	4	0	0	0	0	0	2-8	17-30	1	4.95
*Apr 28	at Middle Tennessee	7.0	6	5	4	8	2	2	0	1	0	0	1	1	0	0-5	17-31	1	4.93
*Apr 30	at Morehead State	5.0	11	11	8	6	1	3	0	2	0	0	2	0	0	1-11	17-32	1	5.03
*Apr 30	at Morehead State	5.0	9	11	10	6	2	2	1	3	1	0	2	0	0	3-11	17-33	1	5.17
May 01	Pittsburgh	7.0	6	3	3	7	3	2	0	0	1	0	0	0	0	7-3	18-33	1	5.12
Totals		324.0	362	290	237	189	193	64	12	65	29	0	66	8	4	176-290	18-33	1	5.12



00 Senior - Abigail Tolbert P/UT		Barboursville, West Virginia	
Career Highs IP: 9.2 at UAB 3/11/18 Ks: 9 vs. UTSA 3/24/19 2+ Strikeout Games: 55 5+ Strikeout Games: 21 10+ Strikeout Games: 3+ Innings Pitched Games: 59 5+ Innings Pitched Games: 44 <i>1st career win 2/24/18 vs. Presbyterian, 8-0</i> <i>1st career save 3/17/18 vs. Southern Miss</i>	Season Highs IP: 7 (9x) last vs. Louisville 4/23 Ks: 9 vs. UTSA 3/24 2+ Strikeout Games: 33 5+ Strikeout Games: 14 10+ Strikeout Games: 3+ Innings Pitched Games: 34 5+ Innings Pitched Games: 25 <i>1st win of year 2/8 vs. UC-Riverside, 5-2</i>	Streaks: <u>1 Strikeout Career:</u> 22 (2/8/19-3/24/19) <u>Current:</u> 16 <u>2+ Strikeouts:</u> 15 (2/22/19-3/24/19) <u>Current:</u> 6 <u>5+ Strikeouts:</u> 3 (2/24-3/2 & 3/8-10) <u>Current:</u> 0 <u>10+ Strikeouts:</u> <u>Current:</u> <u>3+ IP:</u> 14 (2/22/19-3/24/19) <u>Current:</u> 0 <u>5+ IP:</u> 8 (2/22/19-3/10/19) <u>Current:</u> 0	

The Automated ScoreBook
Individual Game-by-Game for Marshall University (as of May 02, 2019)

#0 TOLBERT, Abigail - 39 appearances (All games)

Date	Opponent	GS	IP	H	R	ER	BB	SO	2B	3B	HR	WP	BK	HBP	IBB	Score	W-L	Sv	ERA	NP	
Feb 08	vs UC Riverside	*	7.0	7	2	1	2	2	1	0	0	0	0	0	1	0	5-2	1-0	0	1.00	81
Feb 09	vs Cal Poly	*	5.1	3	3	3	2	3	0	0	0	2	0	0	0	0	6-5	1-0	0	2.27	96
Feb 10	vs Portland State	*	4.2	3	4	2	5	4	2	0	0	0	0	0	0	0	7-4	2-0	0	2.47	95
Feb 15	vs ECU	*	3.0	1	0	0	1	3	0	0	0	0	0	0	0	0	5-2	3-0	0	2.10	42
Feb 15	at Coastal Carolina	*	6.0	3	1	1	0	1	0	0	0	0	0	1	0	0	0-1	3-1	0	1.88	78
Feb 16	vs ECU	*	7.0	5	4	4	4	5	0	0	1	0	0	0	0	0	8-4	4-1	0	2.33	108
Feb 17	vs Towson	*	4.0	6	3	3	0	1	2	1	0	0	0	1	0	0	2-3	4-2	0	2.65	69
Feb 22	vs UMass Lowell	*	2.0	2	2	1	0	2	0	0	1	0	0	0	0	0	4-3	5-2	0	2.69	25
Feb 22	vs Iowa State	*	6.0	1	1	1	3	4	0	1	0	0	0	1	0	0	0-1	5-3	0	2.49	99
Feb 23	vs UNC Wilmington	*	5.0	4	4	4	4	3	0	0	3	1	0	2	0	0	11-5	6-3	0	2.80	114
Feb 24	vs Appalachian State	*	6.0	5	2	2	1	8	2	0	0	1	0	0	0	0	1-2	6-4	0	2.75	113
Feb 27	OHIO BOBCATS	*	5.0	4	0	0	4	5	0	0	0	0	0	0	0	0	8-0	7-4	0	2.52	107
Mar 02	RIDER-1	*	7.0	3	0	0	2	8	1	0	0	1	0	2	0	0	2-0	8-4	0	2.26	104
Mar 03	RIDER	*	5.0	3	2	1	3	2	1	0	0	1	0	0	0	0	10-2	9-4	0	2.21	112
Mar 08	vs Monmouth	*	5.0	1	0	0	2	5	1	0	0	0	0	0	0	0	1-0	10-4	0	2.06	-
Mar 10	vs Monmouth	*	7.0	6	4	4	3	6	2	0	0	1	0	0	0	0	2-4	10-5	0	2.22	123
Mar 10	at George Mason	*	3.2	2	0	0	1	5	1	0	0	1	0	0	0	0	5-4	11-5	0	2.13	59
Mar 16	at Charlotte-1	*	4.0	7	3	2	3	5	0	0	0	0	0	1	0	0	7-5	12-5	0	2.19	76
Mar 17	at Charlotte	*	3.1	7	3	3	2	3	2	0	0	0	0	0	1	0	6-11	12-6	0	2.33	20
Mar 20	KENTUCKY	*	4.2	5	1	1	3	3	1	1	0	0	0	1	0	0	4-9	12-6	0	2.29	89
Mar 23	UTSA-1	*	7.0	1	0	0	1	7	0	0	0	0	0	2	0	0	5-0	13-6	0	2.15	105
Mar 24	UTSA	*	7.0	4	4	3	4	9	2	0	0	0	0	2	0	0	2-4	13-7	0	2.20	123
Mar 26	at Longwood	*	1.0	3	5	3	1	0	1	0	0	1	0	0	0	0	1-13	13-8	0	2.36	31
Mar 27	at James Madison	*	4.1	8	6	5	2	2	1	0	2	0	0	0	0	0	5-8	13-9	0	2.57	96
Mar 30	at Southern Miss	*	7.0	4	1	1	2	5	0	0	0	1	0	0	0	0	6-1	14-9	0	2.48	100
Mar 30	at Southern Miss-2	*	2.1	0	0	0	1	2	0	0	0	0	0	1	0	0	6-3	15-9	0	2.44	35
Mar 31	at Southern Miss	*	5.1	7	5	4	2	3	1	0	0	0	0	0	0	0	0-5	15-10	0	2.55	79
Apr 06	WKU-1	*	6.0	2	2	2	2	4	0	0	1	1	0	2	0	0	10-2	16-10	0	2.54	85
Apr 07	WKU	*	5.0	6	5	5	3	5	2	0	1	0	0	2	0	0	8-7	16-10	0	2.69	95
Apr 13	at FIU-1	*	2.2	8	9	8	2	2	0	1	1	0	0	2	0	0	1-9	16-11	0	3.02	75
Apr 14	at FIU	*	7.0	4	1	1	2	2	0	0	0	0	0	0	0	0	7-1	17-11	0	2.93	97
Apr 19	LATECH-1	*	6.1	7	7	5	3	1	2	1	1	1	0	0	0	0	8-10	17-12	0	3.03	103
Apr 20	LATECH	*	4.1	6	4	4	1	1	0	0	1	1	0	0	0	0	7-6	17-12	0	3.12	89
Apr 23	LOUISVILLE	*	7.0	11	5	3	1	5	3	1	1	0	0	0	0	0	4-5	17-13	0	3.12	104
Apr 27	at Middle Tennessee	*	5.0	1	0	0	2	3	0	0	0	0	0	0	0	0	12-0	18-13	0	3.03	71
Apr 27	at Middle Tennessee	*	4.0	0	0	0	0	4	0	0	0	0	0	0	0	0	8-2	19-13	0	2.96	37
Apr 28	at Middle Tennessee	*	7.0	4	0	0	1	3	1	0	0	0	0	1	0	0	5-0	20-13	0	2.85	92
Apr 30	at Morehead State-1	*	5.0	3	1	1	1	7	1	0	0	0	0	0	0	0	11-1	21-13	0	2.81	82
May 01	PITTSBURGH	*	2.0	6	5	5	1	3	0	0	2	0	0	1	0	0	3-7	21-14	0	2.96	41
Totals		32	196.0	163	99	83	77	146	30	6	15	13	0	23	1	203-151	21-14	0	2.96	-	

Abigail Tolbert Career Stats

Year	avg	gp-gs	ab	r	h	2b	3b	hr	rbi	tb	slg%	bb	hbp	so	gdp	ob%	sf	sh	sb-att	po	a	e	fld%
2016	.000	1-0	1	0	0	0	0	0	0	0	.000	0	0	0	0	.000	0	0	0-0	0	0	0	.000
2017	.000	1-0	0	0	0	0	0	0	0	0	.000	0	0	0	0	.000	0	0	0-0	0	0	0	.000
2018	.000	0-0	0	0	0	0	0	0	0	0	.000	0	0	0	0	.000	0	0	0-0	5	26	2	.939
2019	.000	0-0	0	0	0	0	0	0	0	0	.000	0	0	0	0	.000	0	0	0-0	1	46	0	1.000
TOTAL	.000	2-0	1	0	0	0	0	0	0	0	.000	0	0	0	0	.000	0	0	0-0	6	72	2	.975

Year	era	w-l	app	gs	cq	sho	sv	ip	h	r	er	bb	so	2b	3b	hr	bf	bavq	wp	hbp	bk	sfa	sha
2016	21.00	0-0	1	0	0	0/0	0	1.0	2	4	3	2	1	0	0	1	7	.400	0	0	0	0	0
2018	3.49	12-11	39	30	10	5/1	1	160.2	170	89	80	72	86	25	4	15	725	.274	8	13	0	6	14
2019	2.96	21-14	39	32	19	6/0	0	196.0	163	99	83	77	146	30	6	15	860	.219	13	23	0	4	12
TOTAL	3.25	33-25	79	62	29	11/1	1	357.2	335	192	166	151	233	55	10	31	1592	.245	21	36	0	10	26



1 Senior - Samantha Loose INF										Anaheim Hills, California									
Career Highs										Season Highs									
At-Bats: 4 (2x) last at UAB 4/2/16										At-Bats: 3 vs. Appalachian State 2/24/19									
Runs: 2 vs. UMEs 3/4/16										Runs: 1 (5x) last vs. Louisiana Tech 4/20									
Hits: 2 (3x) last at vs. Wright State 4/6/16										Hits: 1 (2x) last at Charleston Southern 2/23									
RBI: 2 at Wright State 4/6/16										RBI:									
Doubles: 1 (7x) last at FAU 4/16/16										Doubles:									
Triples: N/A										Triples:									
Home Runs: N/A										Home Runs:									
Walks: 1 (8x) last at Charleston Southern 2/23/19										Walks: 1 at Charleston Southern 2/23									
SB: 1 vs. UTEP 3/12/16										SB:									
Career/Season																			
2+ Hit Games: 3/0																			
2+ SB Games: N/A																			
2+ Runs Games: 1/0																			
2+ RBI Games: 1/0																			
1,000 Avg. Games (at least 2-2): 1/0																			
Hitting Streaks 5+ Games: N/A																			
Hitting Streaks 10+ Games: N/A																			
Career Long Hitting Streak: 3 (2x '16)																			
Season/Current Hit Streak: 2/0																			
Career Long OB Streak: 10																			
Season/Current OB Streak: 2/0																			

#1 LOOSE, Samantha - 15 games (All games)

Date	Opponent	Pos	AB	R	H	RBI	2B	3B	HR	BB	SB	CS	HBP	SAC	SF	GDP	K	PO	A	E	Avg
Feb 08	at San Diego	ph	1	0	0	0	0	0	0	0	0	0	0	0	0	0	1	0	0	0	.000
Feb 09	vs UC Riverside	*3b	0	0	0	0	0	0	0	0	0	0	0	0	0	0	0	0	0	0	.000
Feb 15	at Coastal Carolina	ph	1	0	0	0	0	0	0	0	0	0	0	0	0	0	1	0	0	0	.000
Feb 17	vs Towson	pr	0	0	0	0	0	0	0	0	0	0	0	0	0	0	0	0	0	0	.000
Feb 22	vs UMass Lowell	pr/of	0	0	0	0	0	0	0	0	0	0	0	0	0	0	0	1	0	0	.000
Feb 23	vs UNC Wilmington	2b	2	1	1	0	0	0	0	0	0	1	0	0	0	0	0	1	1	0	.250
Feb 23	at Charleston So.	*2b	2	1	1	0	0	0	0	1	0	0	0	0	0	0	0	2	2	0	.333
Feb 24	vs Appalachian State	*2b	3	0	0	0	0	0	0	0	0	0	0	0	0	0	0	2	1	0	.222
Mar 08	vs Monmouth	ph	1	0	0	0	0	0	0	0	0	0	0	0	0	0	0	0	0	0	.200
Mar 10	vs Monmouth	ph	1	0	0	0	0	0	0	0	0	0	0	0	0	0	0	0	0	0	.182
Mar 16	at Charlotte-1	pr	0	1	0	0	0	0	0	0	0	0	0	0	0	0	0	0	0	0	.182
Mar 17	at Charlotte	of	0	0	0	0	0	0	0	0	0	0	0	0	0	0	0	0	0	0	.182
Mar 24	UTSA	2b	2	0	0	0	0	0	0	0	0	0	0	0	0	0	0	0	0	0	.154
Mar 30	at Southern Miss-2	pr	0	1	0	0	0	0	0	0	0	0	0	0	0	0	0	0	0	0	.154
Apr 20	LATECH	1b	0	1	0	0	0	0	0	0	0	0	0	0	0	0	0	0	0	0	.154
Totals		3gs	13	5	2	0	0	0	0	1	0	1	0	0	0	0	2	6	4	0	.154

On base pct. .214 • Slugging pct. .154

Samantha Loose Career Stats

Year	avg	gp-gs	ab	r	h	2b	3b	hr	rbi	tb	slg%	bb	hbp	so	gdp	ob%	sf	sh	sb-att	po	a	e	fld%
2016	.258	45-38	93	8	24	7	0	0	6	31	.333	3	7	12	0	.330	0	0	1-2	69	36	5	.955
2017	.083	15-0	12	0	1	0	0	0	2	1	.083	1	1	4	0	.214	0	0	0-0	0	0	0	.000
2018	.063	17-4	16	3	1	0	0	0	0	1	.063	3	0	5	0	.211	0	1	0-0	9	1	1	.909
2019	.154	15-3	13	5	2	0	0	0	0	2	.154	1	0	2	0	.214	0	0	0-1	6	4	0	1.000
TOTAL	.209	92-45	134	16	28	7	0	0	8	35	.261	8	8	23	0	.293	0	1	1-3	84	41	6	.954



2 Junior - Brooke Burns INF										Chapin, South Carolina									
Career Highs * at Marshall *										Season Highs									
At-Bats: 1 (6x) last vs. Kentucky 3/20										At-Bats: 1 (6x) last vs. Kentucky 3/20									
Runs: 1 vs. UC-Riverside 2/8										Runs: 1 vs. UC-Riverside 2/8									
Hits: 1 at Charlotte 3/17										Hits: 1 at Charlotte 3/17									
RBI:										RBI:									
Doubles:										Doubles:									
Triples:										Triples:									
Home Runs:										Home Runs:									
Walks:										Walks:									
SB:										SB:									
Career/Season																			
2+ Hit Games:										2+ Hit Games:									
2+ SB Games:										2+ SB Games:									
2+ Runs Games:										2+ Runs Games:									
2+ RBI Games:										2+ RBI Games:									
2+ BB Games:										2+ BB Games:									
1.000 Avg. Games (at least 2-2):										1.000 Avg. Games (at least 2-2):									
Hitting Streaks 5+ Games:										Hitting Streaks 5+ Games:									
Hitting Streaks 10+ Games:										Hitting Streaks 10+ Games:									
Career Long Hitting Streak: 1										Career Long Hitting Streak: 1									
Season/Current Hit Streak: 1/1										Season/Current Hit Streak: 1/1									
Career Long OB Streak: 1										Career Long OB Streak: 1									
Season/Current OB Streak: 1/1										Season/Current OB Streak: 1/1									

North Carolina stats										Career Hitting Statistics									
	AVG	GP	GS	AB	R	H	2B	3B	HR	RBI	SLG%	BB	HBP	SO	GDP	OB%	SF	SH	SB
2017	.000	30	2	6	5	0	0	0	0	0	.000	1	0	4	0	.143	0	0	0
2018	.250	8	0	4	2	1	0	0	0	0	.250	1	0	2	0	.400	0	0	0
Total	.100	38	2	10	7	1	0	0	0	0	.100	2	0	6	0	.250	0	0	0

#2 BURNS, Brooke - 9 games (All games)

Date	Opponent	Pos	AB	R	H	RBI	2B	3B	HR	BB	SB	CS	HBP	SAC	SF	GDP	K	PO	A	E	Avg
Feb 08	vs UC Riverside	pr	0	1	0	0	0	0	0	0	0	0	0	0	0	0	0	0	0	0	.000
Feb 15	at Coastal Carolina	pr	0	0	0	0	0	0	0	0	0	0	0	0	0	0	0	0	0	0	.000
Feb 23	vs UNC Wilmington	ph	1	0	0	0	0	0	0	0	0	0	0	0	0	0	1	0	0	0	.000
Feb 23	at Charleston So.	ph	1	0	0	0	0	0	0	0	0	0	0	0	0	0	0	0	0	0	.000
Mar 02	RIDER-1	ph	1	0	0	0	0	0	0	0	0	0	0	0	0	0	0	0	0	0	.000
Mar 03	RIDER	ph	1	0	0	0	0	0	0	0	0	0	0	0	0	0	0	0	0	0	.000
Mar 10	vs Monmouth	pr	0	0	0	0	0	0	0	0	0	0	0	0	0	0	0	0	0	0	.000
Mar 17	at Charlotte	ph	1	0	1	0	0	0	0	0	0	0	0	0	0	0	0	0	0	0	.200
Mar 20	KENTUCKY	ph	1	0	0	0	0	0	0	0	0	0	0	0	0	0	1	0	0	0	.167
Totals		Ogs	6	1	1	0	0	0	0	0	0	0	0	0	0	0	2	0	0	0	.167

On base pct. .167 • Slugging pct. .167

Brooke Burns Career Stats																							
Year	avg	gp-gs	ab	r	h	2b	3b	hr	rbi	tb	slg%	bb	hbp	so	gdp	ob%	sf	sh	sb-att	po	a	e	fld%
2019	.167	9-0	6	1	1	0	0	0	0	1	.167	0	0	2	0	.167	0	0	0-0	0	0	0	.000
TOTAL	.167	9-0	6	1	1	0	0	0	0	1	.167	0	0	2	0	.167	0	0	0-0	0	0	0	.000



3 Sophomore - Armani Brown INF Elk Grove, California		
Career Highs	Season Highs	Career/Season
At-Bats: 5 (2x) last vs. Portland State 2/10/19	At-Bats: 5 (2x) last vs. Portland State 2/10	2+ Hit Games: 13/12
Runs: 3 at Morehead State 4/30/19	Runs: 3 at Morehead State 4/30	2+ SB Games: 0/0
Hits: 3 vs. UC-Riverside 2/8/19	Hits: 3 vs. UC-Riverside 2/8	2+ Runs Games: 3/3
RBI: 2 (2x) last vs. UTSA 3/23/19	RBI: 2 (2x) last vs. UTSA 3/23	2+ RBI Games: 2/2
Doubles: 1 (4x) last vs. UTSA 3/23/19	Doubles: 1 (4x) last vs. UTSA 3/23	1,000 Avg. Games (at least 2-2):
Triples: 1 at MTSU 4/27/19	Triples: 1 at MTSU 4/27	Hitting Streaks 5+ Games: 1/1
Home Runs:	Home Runs:	Hitting Streaks 10+ Games:
Walks: 2 (2x) last at MTSU 4/28/19	Walks: 2 (2x) last at MTSU 4/28	Career Long Hitting Streak: 6 ('19)
SB: 1 (9x) last at FIU 4/14/19	SB: 1 (6x) last at FIU 4/14	Season/Current Hit Streak: 6/3
		Career Long OB Streak: 11 ('19)
		Season/Current OB Streak: 11/11

#3 BROWN, Armani - 49 games (All games)

Date	Opponent	Pos	AB	R	H	RBI	2B	3B	HR	BB	SB	CS	HBP	SAC	SF	GDP	K	PO	A	E	Avg
Feb 08	vs UC Riverside	*2b	4	1	3	1	0	0	0	0	1	0	0	0	0	0	0	1	4	0	.750
Feb 08	at San Diego	*2b	5	1	1	0	0	0	0	0	0	0	0	0	0	0	1	4	2	0	.444
Feb 09	vs Cal Poly	*2b	4	0	2	1	0	0	0	0	0	1	0	0	1	0	1	6	0	0	.462
Feb 09	vs UC Riverside	*2b	4	1	1	0	0	0	0	0	0	0	0	0	0	0	0	1	2	0	.412
Feb 10	vs Portland State	*2b	5	0	1	1	0	0	0	0	0	0	0	0	0	0	0	6	2	2	.364
Feb 15	vs EKU	*2b	4	1	2	0	1	0	0	0	0	0	0	0	0	0	0	2	5	2	.385
Feb 15	at Coastal Carolina	*2b	3	0	0	0	0	0	0	0	0	0	0	0	0	0	1	3	0	0	.345
Feb 16	vs EKU	*2b	3	1	2	0	0	0	0	1	0	0	0	0	0	0	0	0	3	0	.375
Feb 16	vs Presbyterian	*2b	4	1	1	0	0	0	0	0	1	0	0	0	0	0	1	1	0	1	.361
Feb 17	vs Towson	*2b	3	0	0	0	0	0	0	0	0	0	0	1	0	0	2	1	1	0	.333
Feb 22	vs UMass Lowell	*2b	4	1	0	0	0	0	0	0	0	0	0	0	0	0	0	3	1	0	.302
Feb 22	vs Iowa State	*2b	3	0	0	0	0	0	0	0	0	0	0	0	0	0	0	1	1	0	.283
Feb 23	vs UNC Wilmington	*2b	2	0	0	0	0	0	0	0	0	0	0	0	0	0	2	0	2	0	.271
Feb 27	OHIO BOBCATS	*2b	2	0	1	0	0	0	0	1	0	0	0	0	0	0	0	1	2	0	.280
Mar 02	RIDER-1	*2b	3	1	1	0	0	0	0	1	0	0	0	0	0	0	0	1	1	0	.283
Mar 02	RIDER-2	*2b	3	0	0	0	0	0	0	0	0	0	0	0	0	0	0	3	2	0	.268
Mar 03	RIDER	*2b	2	0	1	2	0	0	0	1	0	0	0	1	0	0	0	0	2	0	.276
Mar 08	vs Monmouth	*2b	3	1	1	0	1	0	0	0	0	0	0	0	0	0	1	0	0	0	.279
Mar 09	vs Lafayette	*2b	2	1	1	0	0	0	0	2	0	0	0	0	0	0	0	0	4	0	.286
Mar 10	vs Monmouth	*2b	3	1	0	0	0	0	0	0	0	0	0	0	0	0	0	2	1	0	.273
Mar 10	at George Mason	*2b	4	1	1	0	1	0	0	0	0	0	0	0	0	0	0	2	1	0	.271
Mar 16	at Charlotte-1	*2b	4	0	0	0	0	0	0	0	0	0	0	0	0	0	1	2	1	0	.257
Mar 16	at Charlotte-2	*2b	3	1	1	0	0	0	0	0	1	0	0	1	0	0	0	0	3	0	.260
Mar 17	at Charlotte	*2b	4	1	2	0	0	0	0	1	0	0	0	0	0	0	0	2	2	0	.272
Mar 20	KENTUCKY	*2b	4	1	0	0	0	0	0	0	0	0	0	0	0	0	0	2	2	0	.259
Mar 23	UTSA-1	*2b	2	0	0	0	0	0	0	0	0	0	0	0	0	0	0	1	1	0	.253
Mar 23	UTSA-2	*2b	3	0	2	2	1	0	0	0	1	0	0	0	0	0	0	0	1	0	.267
Mar 24	UTSA	*2b/ss	1	0	0	1	0	0	0	0	0	0	0	1	1	0	0	2	0	0	.264
Mar 26	at Longwood	*2b	2	0	1	0	0	0	0	0	0	0	0	0	0	0	0	0	0	1	.269
Mar 27	at James Madison	*2b	4	0	2	0	0	0	0	0	0	0	0	0	0	0	0	1	2	1	.278
Mar 30	at Southern Miss	*2b	4	0	0	0	0	0	0	0	0	0	0	0	0	0	1	1	1	0	.267
Mar 30	at Southern Miss-2	*2b	2	0	1	0	0	0	0	0	1	0	0	0	0	0	0	2	2	0	.272
Mar 31	at Southern Miss	*2b	2	0	0	0	0	0	0	0	0	0	0	0	0	0	1	1	1	0	.267
Apr 06	WKU-1	*2b	3	1	1	0	0	0	0	0	0	0	0	0	0	0	0	0	1	0	.269
Apr 06	WKU-2	*2b	2	0	1	0	0	0	0	0	0	0	0	1	0	0	0	1	0	0	.273
Apr 07	WKU	*2b	4	1	1	0	0	0	0	0	0	0	0	0	0	0	0	2	0	0	.272
Apr 13	at FIU-1	*2b	1	0	1	0	0	0	0	1	0	0	0	0	0	0	0	3	1	0	.278
Apr 13	at FIU-2	*2b	2	0	0	0	0	0	0	0	0	0	0	1	0	0	0	3	2	0	.274
Apr 14	at FIU	*2b	4	1	2	0	0	0	0	0	1	0	0	0	0	0	0	1	2	0	.281
Apr 19	LATECH-1	*2b	4	1	1	0	0	0	0	0	0	0	0	0	0	0	1	1	1	0	.280
Apr 19	LATECH-2	*2b	3	0	1	0	0	0	0	0	0	0	0	0	0	0	0	2	1	0	.281
Apr 20	LATECH	*2b	4	0	1	0	0	0	0	0	0	1	0	0	0	0	1	1	2	0	.280
Apr 23	LOUISVILLE	*2b	3	0	0	0	0	0	0	0	0	0	0	0	0	0	0	0	4	1	.274
Apr 27	at Middle Tennessee	*2b	2	2	1	0	0	0	0	0	0	0	0	0	0	0	0	1	1	0	.277
Apr 27	at Middle Tennessee	*2b	3	1	2	2	0	1	0	0	0	0	0	0	0	0	0	1	1	0	.286
Apr 28	at Middle Tennessee	*2b	1	0	0	0	0	0	0	2	0	0	0	0	0	0	0	5	2	0	.284
Apr 30	at Morehead State-1	*2b	3	3	2	0	0	0	0	1	0	0	0	0	0	0	0	0	3	0	.292
Apr 30	at Morehead State-2	*2b	4	2	2	0	0	0	0	0	0	0	0	0	0	0	0	1	0	0	.297
May 01	PITTSBURGH	*2b	4	0	2	0	0	0	0	0	0	0	0	0	0	0	0	0	2	0	.303
Totals		49gs	152	27	46	10	4	1	0	11	6	2	0	6	2	0	14	74	75	8	.303

On base pct. .345 • Slugging pct. .342

Armani Brown Career Stats

Year	avg	gp-gs	ab	r	h	2b	3b	hr	rbi	tb	slg%	bb	hbp	so	gdp	ob%	sf	sh	sb-att	po	a	e	fld%
2018	.357	6-4	14	3	5	0	0	0	3	5	.357	1	0	1	0	.400	0	0	3-3	9	7	1	.941
2019	.303	49-49	152	27	46	4	1	0	10	52	.342	11	0	14	0	.345	2	6	6-8	74	75	8	.949
TOTAL	.307	55-53	166	30	51	4	1	0	13	57	.343	12	0	15	0	.350	2	6	9-11	83	82	9	.948



4 Junior - Sierra Huerta INF

Career/Season Highs

At-Bats: 4 (6x) last at MTSU 4/27
Runs: 2 (8x) last at Morehead State 4/30
Hits: 2 (10x) last at Morehead State 4/30
RBI: 4 vs. Presbyterian 2/16
Doubles: 2 vs. Louisiana Tech 4/19
Triples:
Home Runs: 1 (6x) last at MTSU 4/28
Walks: 2 (5x) last vs. Pittsburgh 5/1
SB: 1 (2x) last at Southern Miss 3/30
HBP: 2 (4x) last at Morehead State 4/30

Fillmore, California

Grand Slams: 1
2+ Hit Games: 10
2+ HR Games:
2+ Runs Games: 8
2+ RBI Games: 5
2+ BB Games: 5
2+ HBP Games: 4
1.000 Avg. Games (at least 2-2): 2
Hitting Streaks 5+ Games: 1
Hitting Streaks 10+ Games:
Season/Current Hit Streak: 5/0
Season/Current OB Streak: 21/21

Moorpark College stats

Year	Games	Avg.	AB	R	H	2B	3B	HR	RBI	TB	BB	K	SB	HBP	SF	OBP	SLG
2017	38	0.452	104	42	47	15	0	9	63	89	14	5	0	6	3	0.528	0.856
2018	36	0.486	109	33	53	13	2	8	44	94	12	1	18	1	4	0.524	0.862
Totals	74	0.469	213	75	100	28	2	17	107	183	26	6	18	7	7	0.526	0.859

#4 HUERTA, Sierra - 51 games (All games)

Date	Opponent	Pos	AB	R	H	RBI	2B	3B	HR	BB	SB	CS	HBP	SAC	SF	GDP	K	PO	A	E	Avg
Feb 08	vs UC Riverside	*ss	4	0	1	0	0	0	0	0	0	0	0	0	0	0	0	2	3	0	.250
Feb 08	at San Diego	*ss	1	2	0	0	0	0	0	2	0	1	1	0	0	0	0	0	2	0	.200
Feb 09	vs Cal Poly	*ss	2	1	1	0	0	0	0	0	0	0	0	2	0	0	1	1	1	1	.286
Feb 09	vs UC Riverside	*ss	3	1	2	1	0	0	0	0	0	0	0	0	0	0	0	1	3	2	.400
Feb 10	vs Portland State	*ss	2	1	0	0	0	0	0	1	0	0	1	0	0	0	0	2	4	0	.333
Feb 15	vs EKU	*ss	1	1	0	0	0	0	0	2	0	0	0	0	0	0	0	3	1	0	.308
Feb 15	at Coastal Carolina	*ss	3	0	2	0	0	0	0	0	0	1	0	0	0	0	0	1	3	0	.375
Feb 16	vs EKU	*ss	3	1	0	0	0	0	0	1	0	0	0	0	0	0	2	3	2	0	.316
Feb 16	vs Presbyterian	*ss	3	1	1	4	0	0	1	0	0	0	0	0	0	0	0	0	1	0	.318
Feb 17	vs Towson	*ss	3	0	0	0	0	0	0	0	0	0	0	0	0	0	1	1	1	0	.280
Feb 22	vs UMass Lowell	*ss	2	0	1	0	1	0	0	1	0	0	0	0	0	0	0	1	0	0	.296
Feb 22	vs Iowa State	*ss	2	0	0	0	0	0	0	1	0	0	0	0	0	0	1	2	2	0	.276
Feb 23	vs UNC Wilmington	*ss	2	2	0	1	0	0	0	1	0	0	1	0	0	0	1	0	1	0	.258
Feb 23	at Charleston So.	*ss	2	0	1	2	0	0	0	1	0	0	0	0	1	0	0	0	1	0	.273
Feb 24	vs Appalachian State	*ss	2	0	0	0	0	0	0	0	0	0	1	0	0	0	1	2	2	1	.257
Feb 27	OHIO BOBCATS	*ss	1	1	0	0	0	0	0	1	1	0	1	0	0	0	1	1	2	1	.250
Mar 02	RIDER-1	*ss	1	0	0	0	0	0	0	2	0	0	0	0	0	0	0	1	1	0	.243
Mar 02	RIDER-2	*ss	3	0	0	0	0	0	0	0	0	0	0	0	0	0	1	0	1	0	.225
Mar 03	RIDER	*ss	2	2	2	0	0	0	0	1	0	0	0	0	0	0	0	1	4	0	.262
Mar 08	vs Monmouth	*ss	1	0	1	0	0	0	0	0	0	0	1	0	0	0	0	0	3	0	.279
Mar 09	vs Lafayette	*ss	4	1	2	2	0	0	1	0	0	0	0	0	0	0	0	4	0	0	.298
Mar 10	vs Monmouth	*ss	3	0	1	1	0	0	0	0	0	0	0	0	0	0	0	1	1	0	.300
Mar 10	at George Mason	*ss	3	1	0	0	0	0	0	0	0	0	1	0	0	0	0	3	1	0	.283
Mar 16	at Charlotte-1	*ss	2	0	0	0	0	0	0	0	0	0	1	1	0	0	0	2	3	0	.273
Mar 16	at Charlotte-2	*ss	4	1	2	1	0	0	0	0	0	0	0	0	0	0	0	2	2	0	.288
Mar 17	at Charlotte	*ss	2	1	1	1	1	0	0	0	0	0	2	0	1	0	0	1	3	0	.295
Mar 20	KENTUCKY	*ss	4	0	1	1	0	0	0	0	0	0	0	0	0	0	1	2	0	1	.292
Mar 23	UTSA-1	*ss	2	2	1	2	0	0	1	1	0	0	0	0	0	0	1	1	3	0	.299
Mar 23	UTSA-2	*ss	3	1	1	0	0	0	0	1	0	0	0	0	0	0	1	3	2	0	.300
Mar 24	UTSA	*ss	2	0	0	0	0	0	0	0	0	0	0	0	0	0	2	0	0	0	.292
Mar 26	at Longwood	*ss	2	0	1	0	0	0	0	0	0	0	1	0	0	0	0	0	1	0	.297
Mar 27	at James Madison	*ss	3	1	0	0	0	0	0	0	0	0	1	0	0	0	3	0	3	0	.286
Mar 30	at Southern Miss	*ss	3	0	0	0	0	0	0	1	0	0	0	0	0	0	2	0	1	0	.275
Mar 30	at Southern Miss-2	*ss	2	2	1	1	0	0	1	0	1	0	1	0	0	0	1	2	0	1	.280
Mar 31	at Southern Miss	*ss	1	0	0	0	0	0	0	0	0	0	1	0	0	0	1	1	3	1	.277
Apr 06	WKU-1	*ss	1	2	0	1	0	0	0	0	0	0	2	0	0	0	1	1	5	1	.274
Apr 06	WKU-2	*ss	2	0	0	0	0	0	0	0	0	0	1	0	0	0	1	2	2	0	.267
Apr 07	WKU	*ss	3	0	0	1	0	0	0	0	0	0	1	0	0	0	1	0	2	0	.258
Apr 13	at FIU-1	*ss	2	1	1	1	0	0	1	0	0	0	0	0	0	0	0	0	2	0	.264
Apr 13	at FIU-2	*ss	1	0	0	0	0	0	0	2	0	0	0	0	0	0	0	1	2	0	.261
Apr 14	at FIU	*ss	3	0	1	0	0	0	0	0	0	0	0	0	0	0	0	2	5	0	.263
Apr 19	LATECH-1	*ss	4	0	2	1	1	0	0	0	0	0	0	0	0	0	1	3	6	1	.273
Apr 19	LATECH-2	*ss	3	2	2	0	2	0	0	0	0	0	0	0	0	0	0	1	1	0	.284
Apr 20	LATECH	*ss	2	1	2	1	1	0	0	0	0	0	1	0	0	0	0	0	2	0	.298
Apr 23	LOUISVILLE	*ss	2	0	0	0	0	0	0	1	0	0	0	0	0	0	1	1	5	0	.292
Apr 27	at Middle Tennessee	*ss	1	1	0	0	0	0	0	0	0	0	2	0	0	0	0	2	1	0	.290
Apr 27	at Middle Tennessee	*ss	4	1	1	0	0	0	0	0	0	0	0	0	0	0	0	1	2	0	.288
Apr 28	at Middle Tennessee	*ss	3	1	2	3	1	0	1	0	0	0	1	0	0	0	0	0	1	0	.298
Apr 30	at Morehead State-1	*ss	3	2	2	1	1	0	0	0	0	0	1	0	0	0	0	0	2	0	.308
Apr 30	at Morehead State-2	*ss	2	1	0	0	0	0	0	0	0	0	2	0	0	0	0	3	1	0	.303
May 01	PITTSBURGH	*ss	2	0	0	1	0	0	0	2	0	0	0	0	0	0	0	1	1	1	.298
Totals		51gs	121	35	36	27	8	0	6	22	2	2	25	3	2	0	26	62	101	11	.298

On base pct. .488 • Slugging pct. .512

Sierra Huerta Career Stats

Year	avg	gp-gs	ab	r	h	2b	3b	hr	rbi	tb	slg%	bb	hbp	so	gdp	ob%	sf	sh	sb-att	po	a	e	fld%
2019	.298	51-51	121	35	36	8	0	6	27	62	.512	22	25	26	0	.488	2	3	2-4	62	101	11	.937
TOTAL	.298	51-51	121	35	36	8	0	6	27	62	.512	22	25	26	0	.488	2	3	2-4	62	101	11	.937



7 Senior - Ali Burdette P/UT	Buffalo, West Virginia
Career/Season Highs IP: 7.0 (2x) last vs. MTSU 5/6/18 4.1 vs. Pitt 5/1 Ks: 5 (3x) last vs. Tennessee Tech 2/10/18 3 at Longwood 2+ Strikeout Games: 31/2 5+ Strikeout Games: 3/0 10+ Strikeout Games: 3+ Innings Pitched Games: 40/2 5+ Innings Pitched Games: 13/0 <i>1st career win 2/19/16 vs. LIU Brooklyn 10-2</i> <i>1st career save 5/6/18 vs. MTSU</i>	Career/Season Highs At-Bats: 4 (4x) last vs. WKU 3/25/17 Runs: 1 (6x) last vs. vs. Delaware State 3/5/17 Hits: 3 at FIU 4/14/17 RBI: 4 vs. Delaware State 3/5/17 Doubles: 1 (5x) last vs. WKU 5/11/17 Triples: N/A Home Runs: 1 (3x) last vs. Delaware State 3/5/17 Walks: 2 at USC Upstate 2/23/18 SB: 1 (2x) last at FIU 4/15/17

#7 BURDETTE, Ali - 1 game (All games)

Date	Opponent	Pos	AB	R	H	RBI	2B	3B	HR	BB	SB	CS	HBP	SAC	SF	GDP	K	PO	A	E	Avg
Apr 19	LATECH-2	p	0	0	0	0	0	0	0	0	0	0	0	0	0	0	0	1	0	0	.000
Totals		Ogs	0	0	0	0	0	0	0	0	0	0	0	0	0	0	0	1	0	0	.000

On base pct. .000 • Slugging pct. .000

#7 BURDETTE, Ali - 8 appearances (All games)

Date	Opponent	GS	IP	H	R	ER	BB	SO	2B	3B	HR	WP	BK	HBP	IBB	Score	W-L	Sv	ERA	NP
Feb 09	vs Cal Poly		3.0	4	2	0	3	2	0	0	0	2	0	0	1	6-5	1-0	0	0.00	46
Mar 17	at Charlotte		1.1	4	4	4	2	1	0	0	0	0	0	1	0	6-11	1-0	0	6.46	24
Mar 26	at Longwood		2.0	2	2	2	4	3	0	0	1	0	0	0	0	1-13	1-0	0	6.63	52
Apr 13	at FIU-1		1.1	1	0	0	0	1	0	0	0	0	0	0	0	1-9	1-0	0	5.48	21
Apr 19	LATECH-1		0.1	0	0	0	0	0	0	0	0	0	0	0	0	8-10	1-0	0	5.25	5
Apr 19	LATECH-2		1.1	1	0	0	0	0	0	0	0	0	0	0	0	10-2	2-0	0	4.50	17
Apr 20	LATECH		0.2	1	1	1	2	0	1	0	0	0	0	0	0	7-6	2-0	0	4.90	18
May 01	PITTSBURGH		4.1	6	2	2	0	1	0	0	0	1	0	1	0	3-7	2-0	0	4.40	76
Totals		0	14.1	19	11	9	11	8	1	0	1	3	0	2	1	42-63	2-0	0	4.40	-

Ali Burdette Career Stats																								
Year	avg	gp-gs	ab	r	h	2b	3b	hr	rbi	tb	slg%	bb	hbp	so	gdp	ob%	sf	sh	sb-att	po	a	e	fld%	
2016	.233	20-14	43	3	10	1	0	1	4	14	.326	4	0	11	0	.298	0	0	0-0	4	20	1	.960	
2017	.243	40-21	74	3	18	4	0	2	11	28	.378	3	0	13	1	.273	0	0	2-2	2	8	0	1.000	
2018	.333	3-1	3	1	1	0	0	0	2	1	.333	2	0	1	0	.600	0	0	0-0	0	31	1	.969	
2019	.000	0-0	0	0	0	0	0	0	0	0	.000	0	0	0	0	.000	0	0	0-0	1	0	0	1.000	
TOTAL	.242	63-36	120	7	29	5	0	3	17	43	.358	9	0	25	1	.295	0	0	2-2	7	59	2	.971	
Year	era	w-l	app	qs	cq	sho	sv	ip	h	r	er	bb	so	2b	3b	hr	bf	bavg	wp	hbp	bk	sfa	sha	
2016	4.46	5-6	25	8	2	1/0	0	69.0	108	54	44	20	30	14	3	7	343	.346	2	2	0	2	6	
2017	3.65	5-0	16	5	0	0/2	0	46.0	67	30	24	21	26	3	1	3	230	.333	5	3	0	1	4	
2018	4.08	4-9	33	5	1	0/1	1	91.0	112	66	53	33	46	21	0	8	426	.304	2	8	0	5	12	
2019	4.40	2-0	8	0	0	0/0	0	14.1	19	11	9	11	8	1	0	1	74	.328	3	2	0	0	3	



10 Senior - Hannah Giammarino OF	Amanda, Ohio
Career/Season Highs *at Marshall* At-Bats: 4 (14x) last at MTSU 4/28 Runs: 3 (2x) last at Charlotte 3/16 Hits: 3 (3x) last at Charlotte 3/16 RBI: 4 (2x) last vs. Louisiana Tech 4/19 Doubles: 1 (5x) last at Morehead State 4/30 Triples: 1 vs. Portland State 2/10 Home Runs: 1 (7x) last at Morehead State 4/30 Walks: 2 vs. Rider 3/3 SB: 3 vs. Rider 3/3	2+ Hit Games: 9 2+ SB Games: 3 2+ HR Games: 2+ Runs Games: 7 2+ RBI Games: 7 2+ BB Games: 1 1.000 Avg. Games (at least 2-2): 1 Hitting Streaks 5+ Games: 1 Hitting Streaks 10+ Games: Season/Current Hit Streak: 5/0 Season/Current OB Streak: 8/6

Bowling Green stats

Bowling Green stats				Career Hitting Statistics																			
				AVG	GP	GS	AB	R	H	2B	3B	HR	RBI	SLG%	BB	HBP	SO	GDP	OB%	SF	SH	SB	PO
2016	.255	28	20	51	10	13	3	0	1	9	.373	7	0	15	0	.345	0	3	1	23	4	5	.844
2017	.250	49	47	112	18	28	1	0	1	9	.286	14	2	32	0	.344	0	8	8	68	3	4	.947
2018	.306	21	12	36	7	11	2	1	1	4	.500	3	0	8	0	.359	0	3	1	19	2	2	.913
Total	.261	98	79	199	35	52	6	1	3	22	.347	24	2	55	0	.347	0	14	10	110	9	11	.915

#10 GIAMMARINO, H. - 48 games (All games)

Date	Opponent	Pos	AB	R	H	RBI	2B	3B	HR	BB	SB	CS	HBP	SAC	SF	GDP	K	PO	A	E	Avg
Feb 08	at San Diego	*of	3	1	1	0	0	0	0	0	0	0	0	0	0	0	1	3	0	0	.333
Feb 09	vs Cal Poly	*of	3	1	1	0	0	0	0	0	0	1	0	0	0	0	1	1	2	0	.333
Feb 09	vs UC Riverside	*of	2	1	1	1	1	0	0	1	0	0	0	0	0	0	0	1	0	0	.375
Feb 10	vs Portland State	*of	3	2	1	2	0	1	0	1	1	0	0	0	0	0	1	0	0	0	.364
Feb 15	vs EKU	*of	3	0	0	0	0	0	0	0	0	0	0	0	0	0	2	0	0	0	.286
Feb 15	at Coastal Carolina	*of	3	0	0	0	0	0	0	0	0	0	0	0	0	0	0	3	0	0	.235
Feb 16	vs EKU	*of	3	2	2	4	0	0	1	0	0	0	0	0	0	0	0	1	0	0	.300
Feb 16	vs Presbyterian	*of	3	1	2	1	0	0	1	0	1	0	0	0	0	0	0	1	0	0	.348
Feb 17	vs Towson	*of	3	0	0	0	0	0	0	0	2	0	0	0	0	0	0	0	0	0	.308
Feb 22	vs UMass Lowell	*of	3	0	0	0	0	0	0	0	0	0	0	0	0	0	1	1	0	0	.276
Feb 22	vs Iowa State	*of	2	0	0	0	0	0	0	1	0	0	0	0	0	0	1	2	0	0	.258
Feb 23	vs UNC Wilmington	*of	3	2	3	3	0	0	1	1	1	0	0	0	0	0	0	1	0	0	.324
Feb 23	at Charleston So.	*of	2	1	1	1	0	0	0	1	0	0	0	0	0	0	0	0	0	0	.333
Feb 24	vs Appalachian State	*of	2	0	1	0	0	0	0	0	0	0	0	0	0	0	0	0	0	0	.342
Feb 27	OHIO BOBCATS	*of	2	1	0	0	0	0	0	1	0	0	0	0	0	0	1	1	0	0	.325
Mar 02	RIDER-1	*of	2	0	0	0	0	0	0	1	0	0	0	0	0	0	1	1	1	0	.310
Mar 02	RIDER-2	*of	2	0	0	0	0	0	0	1	0	0	0	0	0	0	0	1	0	0	.295
Mar 03	RIDER	*of	2	3	1	2	1	0	0	2	3	0	0	0	0	0	0	1	0	0	.304
Mar 08	vs Monmouth	*of	3	0	0	0	0	0	0	0	0	0	0	0	0	0	0	1	0	0	.286
Mar 09	vs Lafayette	*of	4	1	3	1	1	0	0	0	1	0	0	0	0	0	0	1	0	0	.321
Mar 10	vs Monmouth	*of	4	0	1	0	0	0	0	0	0	1	0	0	0	0	0	2	0	0	.316
Mar 10	at George Mason	*of	3	0	0	0	0	0	0	1	1	0	0	0	0	0	2	0	0	0	.300
Mar 16	at Charlotte-1	*of	4	1	1	0	0	0	0	0	0	1	0	0	0	0	0	1	0	1	.297
Mar 16	at Charlotte-2	*of	4	3	3	1	0	0	1	0	0	0	0	0	0	0	0	0	0	0	.324
Mar 23	UTSA-1	*of	3	0	0	0	0	0	0	0	0	0	0	0	0	0	0	3	0	0	.310
Mar 23	UTSA-2	*of	3	1	2	1	0	0	0	1	2	0	0	0	0	0	0	1	0	0	.324
Mar 24	UTSA	*of	4	0	0	0	0	0	0	0	0	0	0	0	0	0	1	2	0	0	.308
Mar 26	at Longwood	*of	3	0	0	0	0	0	0	0	0	0	0	0	0	0	0	1	0	0	.296
Mar 27	at James Madison	*of	4	0	0	2	0	0	0	0	0	0	0	0	0	0	2	1	0	0	.282
Mar 30	at Southern Miss	*of	4	0	0	0	0	0	0	0	1	0	0	0	0	0	0	0	0	0	.270
Mar 30	at Southern Miss-2	*of	3	2	1	1	0	0	0	0	1	0	0	0	0	0	0	1	0	0	.272
Mar 31	at Southern Miss	*of	2	0	0	0	0	0	0	0	0	0	0	0	0	0	0	3	1	0	.266
Apr 06	WKU-1	*of	4	0	1	1	1	0	0	0	0	0	0	0	0	0	1	1	0	0	.265
Apr 06	WKU-2	*of	4	0	0	0	0	0	0	0	0	0	0	0	0	0	0	2	0	0	.255
Apr 07	WKU	*of	4	1	0	0	0	0	0	0	0	0	0	0	0	0	1	0	0	0	.245
Apr 13	at FIU-1	*of	2	0	0	0	0	0	0	0	0	0	0	0	0	0	0	0	0	0	.241
Apr 13	at FIU-2	*of	2	1	0	0	0	0	0	0	1	0	0	0	0	0	0	1	0	0	.236
Apr 14	at FIU	*of	3	1	2	1	0	0	0	0	0	1	0	0	0	0	0	3	0	0	.248
Apr 19	LATECH-1	*of	3	0	0	0	0	0	0	0	0	0	0	0	0	0	0	1	0	0	.241
Apr 19	LATECH-2	*of	3	2	2	4	0	0	1	0	0	0	0	0	0	0	0	3	0	0	.252
Apr 20	LATECH	*of	3	1	1	1	0	0	1	0	0	0	0	0	0	0	0	2	0	0	.254
Apr 23	LOUISVILLE	*of	4	0	0	0	0	0	0	0	0	0	0	0	0	0	1	0	0	0	.246
Apr 27	at Middle Tennessee	*of	4	1	1	0	0	0	0	0	0	0	0	0	0	0	1	0	0	0	.246
Apr 27	at Middle Tennessee	*of	4	1	2	2	0	0	1	0	1	0	0	0	0	0	2	4	0	0	.254
Apr 28	at Middle Tennessee	*of	4	0	1	0	0	0	0	0	0	0	0	0	0	0	1	3	0	0	.254
Apr 30	at Morehead State-1	*of	2	0	1	0	1	0	0	1	0	0	0	0	0	0	0	0	0	0	.257
Apr 30	at Morehead State-2	*of	3	0	1	1	0	0	0	0	0	0	0	0	0	0	0	0	0	0	.259
May 01	PITTSBURGH	*of	3	1	0	0	0	0	0	0	0	0	0	0	0	0	0	4	0	0	.253
Totals			48gs	146	32	37	5	1	7	13	16	4	0	0	0	0	21	59	4	1	.253

On base pct. .314 • Slugging pct. .445

Hannah Giammarino Career Stats																								
Year	avg	gp-gs	ab	r	h	2b	3b	hr	rbi	tb	slg%	bb	hbp	so	gdp	ob%	sf	sh	sb-att	po	a	e	fld%	
2019	.253	48-48	146	32	37	5	1	7	30	65	.445	13	0	21	0	.314	0	0	16-20	59	4	1	.984	
TOTAL	.253	48-48	146	32	37	5	1	7	30	65	.445	13	0	21	0	.314	0	0	16-20	59	4	1	.984	



14 Senior - Hayden Ellis C

Ashville, Ohio

Career Highs

At-Bats: 4 (7x) last at MTSU 4/28/19
Runs: 2 (5x) last at MTSU 4/27/19
Hits: 3 at Charlotte 3/17/19
RBI: 4 vs. Louisiana Tech 4/19/19
Doubles: 1 (16x) last vs. Pitt 5/1/19
Triples: 1 (2x) last vs. WKU 4/6/19
Home Runs: 2 vs. Louisiana Tech 4/19/19
Walks: 2 (6x) last at Morehead State 4/30
SB: 1 (2x) last vs. UTSA 3/23/19

Season Highs

At-Bats: 4 (3x) last at MTSU 4/28
Runs: 2 (3x) last at MTSU 4/27
Hits: 3 at Charlotte 3/17
RBI: 4 vs. Louisiana Tech 4/19
Doubles: 1 (8x) last vs. Pitt 5/1
Triples: 1 vs. WKU 4/6
Home Runs: 2 vs. Louisiana Tech 4/19
Walks: 2 (5x) last at Morehead State 4/30
SB: 1 vs. UTSA 3/23

Career/Season

2+ Hit Games: 5/3
2+ SB Games:
2+ Runs Games: 5/3
2+ RBI Games: 11/7
2+ BB Games: 6/5
1,000 Avg. Games (at least 2-2):
Hitting Streaks 5+ Games: 1
Hitting Streaks 10+ Games:
Career Long Hitting Streak: 6 ('19)
Season/Current Hit Streak: 6/1
Career Long OB Streak: 11 ('19)
Season/Current OB Streak: 11/3

#14 ELLIS, Hayden - 50 games (All games)

Date	Opponent	Pos	AB	R	H	RBI	2B	3B	HR	BB	SB	CS	HBP	SAC	SF	GDP	K	PO	A	E	Avg
Feb 08	vs UC Riverside	*c	2	0	1	1	0	0	0	1	0	0	0	0	0	0	0	4	0	1	.500
Feb 08	at San Diego	*c	3	0	0	0	0	0	0	0	0	0	0	1	0	0	1	2	0	0	.200
Feb 09	vs Cal Poly	*c	1	1	0	2	0	0	0	1	0	0	0	0	2	0	0	7	0	0	.167
Feb 09	vs UC Riverside	c	0	0	0	0	0	0	0	0	0	0	0	0	0	0	0	1	0	0	.167
Feb 10	vs Portland State	*c	3	1	1	1	1	0	0	1	0	0	0	0	0	0	0	4	1	0	.222
Feb 15	vs EKU	*c	1	0	0	0	0	0	0	1	0	0	0	0	0	0	1	4	0	0	.200
Feb 15	at Coastal Carolina	*c	1	0	0	0	0	0	0	0	0	0	0	0	0	0	1	1	0	0	.182
Feb 16	vs EKU	*c	2	0	1	2	1	0	0	1	0	0	0	0	0	0	0	5	0	0	.231
Feb 16	vs Presbyterian	*c	2	0	0	0	0	0	0	0	0	0	0	0	0	0	0	4	0	0	.200
Feb 17	vs Towson	*c	2	0	0	0	0	0	0	0	0	0	0	0	0	0	2	5	2	0	.176
Feb 22	vs UMass Lowell	*c	2	0	0	0	0	0	0	0	0	0	0	0	0	0	0	8	0	0	.158
Feb 22	vs Iowa State	*c	3	0	1	0	1	0	0	0	0	0	0	0	0	0	2	4	0	0	.182
Feb 23	vs UNC Wilmington	*c	3	1	0	1	0	0	0	0	0	0	0	1	0	0	1	7	0	0	.160
Feb 23	at Charleston So.	*c	3	1	1	0	0	0	0	0	0	0	0	0	0	0	0	8	0	0	.179
Feb 24	vs Appalachian State	*c	1	0	0	0	0	0	0	0	0	0	0	0	0	0	0	8	0	0	.172
Mar 02	RIDER-1	c	0	0	0	0	0	0	0	1	0	0	0	0	0	0	0	3	0	0	.172
Mar 02	RIDER-2	c	1	0	0	0	0	0	0	0	0	0	0	0	0	0	0	3	0	0	.167
Mar 03	RIDER	c	0	1	0	0	0	0	0	1	0	1	0	0	0	0	0	2	0	1	.167
Mar 08	vs Monmouth	*c	1	0	0	0	0	0	0	0	0	0	0	0	0	0	1	5	0	0	.161
Mar 09	vs Lafayette	*c	2	1	1	0	1	0	0	1	0	0	0	0	0	0	0	7	2	0	.182
Mar 10	vs Monmouth	*c	2	0	0	0	0	0	0	0	0	0	0	0	0	0	0	6	0	0	.171
Mar 10	at George Mason	*c	0	0	0	0	0	0	0	0	0	0	0	0	0	0	0	2	0	1	.171
Mar 16	at Charlotte-1	*c	1	0	1	1	0	0	0	2	0	0	0	0	0	0	0	8	0	0	.194
Mar 16	at Charlotte-2	*c	3	1	1	0	0	0	0	1	0	0	0	0	0	0	0	4	0	0	.205
Mar 17	at Charlotte	*c	4	1	3	3	0	0	1	0	0	0	0	0	0	0	1	5	1	0	.256
Mar 20	KENTUCKY	*c	2	0	1	0	0	0	0	1	0	0	0	0	0	0	0	7	2	0	.267
Mar 23	UTSA-1	*c	2	0	1	0	0	0	0	0	0	0	0	0	0	0	1	7	0	0	.277
Mar 23	UTSA-2	*c	3	1	1	0	0	0	0	0	1	0	0	0	0	0	2	9	0	0	.280
Mar 24	UTSA	*c	1	0	0	0	0	0	0	2	0	0	0	0	0	0	1	8	2	0	.275
Mar 26	at Longwood	*c	1	0	0	0	0	0	0	1	0	0	0	0	0	0	0	6	0	0	.269
Mar 27	at James Madison	*c	2	0	1	0	0	0	0	2	0	0	0	0	0	0	1	4	0	0	.278
Mar 30	at Southern Miss	*c	3	1	1	0	1	0	0	1	0	0	0	0	0	0	2	6	0	0	.281
Mar 30	at Southern Miss-2	*c	2	0	0	0	0	0	0	2	0	0	0	0	0	0	1	4	0	1	.271
Mar 31	at Southern Miss	*c	3	0	0	0	0	0	0	0	0	0	0	0	0	0	1	3	0	0	.258
Apr 06	WKU-1	*c	3	1	2	2	1	1	0	0	0	0	0	0	0	0	0	4	0	0	.277
Apr 06	WKU-2	*c	3	0	1	0	1	0	0	0	0	0	0	0	0	0	1	3	0	0	.279
Apr 07	WKU	*c	2	1	0	0	0	0	0	1	0	0	0	1	0	0	1	9	0	0	.271
Apr 13	at FIU-1	*c	2	0	0	0	0	0	0	0	0	0	0	0	0	0	0	3	0	0	.264
Apr 13	at FIU-2	*c	2	0	0	0	0	0	0	0	0	0	0	1	0	0	2	6	2	0	.257
Apr 14	at FIU	*c	3	0	0	0	0	0	0	0	0	0	0	0	0	0	2	3	0	0	.247
Apr 19	LATECH-1	*c	4	2	2	4	0	0	2	0	0	0	0	0	0	0	1	2	0	0	.259
Apr 19	LATECH-2	*c	2	2	1	3	0	0	1	1	0	0	0	0	0	0	0	1	1	0	.265
Apr 20	LATECH	*c	2	0	0	1	0	0	0	1	0	0	0	0	0	0	1	4	0	1	.259
Apr 23	LOUISVILLE	*c	2	0	1	0	0	0	0	1	0	0	0	0	0	0	1	5	1	0	.264
Apr 27	at Middle Tennessee	*c	2	1	0	0	0	0	0	1	0	0	0	0	0	0	0	3	1	0	.258
Apr 27	at Middle Tennessee	*c	2	2	1	1	0	0	1	1	0	0	0	0	0	0	0	4	0	0	.264
Apr 28	at Middle Tennessee	*c	4	0	0	0	0	0	0	0	0	0	0	0	0	0	1	4	0	0	.253
Apr 30	at Morehead State-1	*c	2	1	1	2	0	0	1	1	0	0	0	0	0	0	0	6	0	0	.258
Apr 30	at Morehead State-2	*c	1	1	0	0	0	0	0	2	0	0	0	0	0	0	1	5	0	1	.255
May 01	PITTSBURGH	*c	3	0	1	1	1	0	0	1	0	0	0	0	0	0	0	7	0	0	.257
Totals		46gs	101	21	26	25	8	1	6	30	1	1	0	4	2	0	30	240	15	6	.257

On base pct. .421 • Slugging pct. .535

Hayden Ellis Career Stats

Year	avg	gp-gs	ab	r	h	2b	3b	hr	rbi	tb	slg%	bb	hbp	so	gdp	ob%	sf	sh	sb-att	po	a	e	fld%
2016	.182	30-17	55	6	10	3	1	1	6	18	.327	6	0	15	0	.262	0	1	0-0	14	2	0	1.000
2017	.118	36-12	51	3	6	3	0	0	4	9	.176	2	0	11	0	.151	0	1	1-1	22	0	1	.957
2018	.143	10-5	14	0	2	2	0	0	0	4	.286	1	0	7	0	.200	0	0	0-0	0	0	0	.000
2019	.257	50-46	101	21	26	8	1	6	25	54	.535	30	0	30	0	.421	2	4	1-2	240	15	6	.977
TOTAL	.199	126-80	221	30	44	16	2	7	35	85	.385	39	0	63	0	.317	2	6	2-3	276	17	7	.977



16 Senior - Abigail Estrada OF

Torrance, California

Career Highs

At-Bats: 5 vs. Illinois 5/19/17
Runs: 3 vs. Missouri 2/17/18
Hits: 3 (2x) last at Southern Miss 3/30/19
RBI: 4 at Charlotte 3/19/17
Doubles: 1 (7x) last vs. Kent State 2/28/18
Triples: N/A
Home Runs: 1 (4x) last vs. FAU 4/8/17
Walks: 2 vs. Presbyterian 2/24/18
SB: 2 (4x) last at Charlotte 3/18/17

Season Highs

At-Bats: 4 (2x) last at Southern Miss 3/30
Runs: 2 (2x) last at FIU 4/14
Hits: 3 at Southern Miss 3/30
RBI:
Doubles:
Triples:
Home Runs:
Walks:
SB: 1 (2x) last at George Mason 3/10

Career/Season

Grand Slams: 1/0
2+ Hit Games: 11/2
2+ SB Games: 4/0
2+ Runs Games: 4/2
2+ RBI Games: 6/0
2+ BB Games: 1/0
1,000 Avg. Games (at least 2-2): 2/0
Hitting Streaks 5+ Games:
Hitting Streaks 10+ Games:
Career Long Hitting Streak: 3 (3x '17)
Season/Current Hit Streak: 1/1
Career Long OB Streak: 7 ('17)
Season/Current OB Streak: 1/1

#16 ESTRADA, Abigail - 42 games (All games)

Date	Opponent	Pos	AB	R	H	RBI	2B	3B	HR	BB	SB	CS	HBP	SAC	SF	GDP	K	PO	A	E	Avg
Feb 08	vs UC Riverside	*of	4	0	1	0	0	0	0	0	1	0	0	0	0	0	0	0	0	1	.250
Feb 08	at San Diego	pr	0	0	0	0	0	0	0	0	0	0	0	0	0	0	0	0	0	0	.250
Feb 10	vs Portland State	pr	0	0	0	0	0	0	0	0	0	0	0	0	0	0	0	0	0	0	.250
Feb 15	vs EKU	*of	2	0	0	0	0	0	0	0	0	0	0	0	0	0	0	2	0	0	.167
Feb 15	at Coastal Carolina	of	0	0	0	0	0	0	0	0	0	0	0	0	0	0	0	0	0	0	.167
Feb 16	vs EKU	*of	3	0	0	0	0	0	0	0	0	0	0	0	0	0	0	1	0	0	.111
Feb 17	vs Towson	pr/of	0	1	0	0	0	0	0	0	0	0	0	0	0	0	0	0	0	0	.111
Feb 22	vs UMass Lowell	of	0	0	0	0	0	0	0	0	0	0	0	0	0	0	0	1	0	0	.111
Feb 22	vs Iowa State	of	0	0	0	0	0	0	0	0	0	0	0	0	0	0	0	0	0	0	.111
Feb 23	vs UNC Wilmington	*of	3	1	1	0	0	0	0	0	0	0	0	0	0	0	0	2	0	0	.167
Feb 23	at Charleston So.	pr/of	0	0	0	0	0	0	0	0	0	0	0	0	0	0	0	0	0	0	.167
Feb 24	vs Appalachian State	pr/of	0	0	0	0	0	0	0	0	0	1	0	0	0	0	0	0	0	0	.167
Feb 27	OHIO BOBCATS	of	0	0	0	0	0	0	0	0	0	0	0	0	0	0	0	0	0	0	.167
Mar 02	RIDER-1	pr/of	0	0	0	0	0	0	0	0	0	0	0	0	0	0	0	0	0	0	.167
Mar 02	RIDER-2	of	0	0	0	0	0	0	0	0	0	0	0	0	0	0	0	0	0	0	.167
Mar 03	RIDER	of	0	0	0	0	0	0	0	0	0	0	0	0	0	0	0	0	0	0	.167
Mar 08	vs Monmouth	*of	2	0	0	0	0	0	0	0	0	0	0	0	0	0	1	1	0	0	.143
Mar 09	vs Lafayette	pr/of	0	1	0	0	0	0	0	0	0	0	0	0	0	0	0	0	0	1	.143
Mar 10	vs Monmouth	of	1	0	1	0	0	0	0	0	0	0	0	0	0	0	0	0	0	0	.200
Mar 10	at George Mason	pr/of	0	1	0	0	0	0	0	0	1	0	0	0	0	0	0	0	0	0	.200
Mar 16	at Charlotte-1	of	0	0	0	0	0	0	0	0	0	0	0	0	0	0	0	0	0	0	.200
Mar 16	at Charlotte-2	*of/of	3	2	2	0	0	0	0	0	0	0	0	0	0	0	0	1	0	0	.278
Mar 17	at Charlotte	*of/pr	3	0	0	0	0	0	0	0	0	0	0	0	0	0	0	1	0	1	.238
Mar 20	KENTUCKY	of	0	0	0	0	0	0	0	0	0	0	0	0	0	0	0	0	0	0	.238
Mar 23	UTSA-2	of	0	0	0	0	0	0	0	0	0	0	0	0	0	0	0	0	0	0	.238
Mar 24	UTSA	of	0	0	0	0	0	0	0	0	0	0	0	0	0	0	0	1	0	0	.238
Mar 26	at Longwood	pr	0	0	0	0	0	0	0	0	0	0	0	0	0	0	0	0	0	0	.238
Mar 27	at James Madison	pr	0	1	0	0	0	0	0	0	0	0	0	0	0	0	0	0	0	0	.238
Mar 30	at Southern Miss	*of	4	0	3	0	0	0	0	0	0	1	0	0	0	0	0	1	0	0	.320
Mar 30	at Southern Miss-2	*of	3	0	0	0	0	0	0	0	0	0	0	0	0	0	1	2	0	0	.286
Mar 31	at Southern Miss	*of	2	0	1	0	0	0	0	0	0	0	0	0	0	0	0	0	0	0	.300
Apr 06	WKU-1	pr	0	1	0	0	0	0	0	0	0	0	0	0	0	0	0	0	0	0	.300
Apr 07	WKU	of	0	0	0	0	0	0	0	0	0	0	0	0	0	0	0	0	0	0	.300
Apr 13	at FIU-2	pr/of	0	0	0	0	0	0	0	0	0	0	0	0	0	0	0	0	0	0	.300
Apr 14	at FIU	*of	3	2	1	0	0	0	0	0	0	0	0	0	0	0	0	1	0	0	.303
Apr 19	LATECH-1	*of	2	0	0	0	0	0	0	0	0	0	0	0	0	0	1	0	0	0	.286
Apr 19	LATECH-2	*of	2	1	0	0	0	0	0	0	0	0	0	0	0	0	0	3	0	0	.270
Apr 20	LATECH	of	0	0	0	0	0	0	0	0	0	0	0	0	0	0	0	0	0	0	.270
Apr 23	LOUISVILLE	*of	2	0	1	0	0	0	0	0	0	0	0	0	0	0	0	0	0	0	.282
Apr 28	at Middle Tennessee	*of	1	0	0	0	0	0	0	0	0	0	0	0	0	0	0	0	0	0	.275
Apr 30	at Morehead State-1	ph/of	1	0	0	0	0	0	0	0	0	0	0	0	0	0	0	0	0	0	.268
May 01	PITTSBURGH	*of	2	1	1	0	0	0	0	0	0	0	0	0	0	0	0	1	0	0	.279
Totals		16gs	43	12	12	0	0	0	0	0	2	2	0	0	0	0	3	18	0	3	.279

On base pct. .279 • Slugging pct. .279

Abigail Estrada Career Stats

Year	avg	gp-gs	ab	r	h	2b	3b	hr	rbi	tb	slg%	bb	hbp	so	gdp	ob%	sf	sh	sb-att	po	a	e	fld%
2016	.200	38-3	5	10	1	0	0	0	0	1	.200	0	0	0	0	.200	0	0	10-12	1	0	1	.500
2017	.238	54-52	147	15	35	6	0	4	20	53	.361	4	5	28	0	.282	0	1	10-11	58	3	1	.984
2018	.220	45-17	50	15	11	1	0	0	2	12	.240	4	0	15	0	.278	0	1	6-8	22	2	2	.923
2019	.279	42-16	43	12	12	0	0	0	0	12	.279	0	0	3	0	.279	0	0	2-4	18	0	3	.857
TOTAL	.241	179-88	245	52	59	7	0	4	22	78	.318	8	5	46	0	.279	0	2	28-35	99	5	7	.937



17 Freshman - Chloe Lee OF

Tampa, Florida

Career Highs

At-Bats: 4 (3x) last at Charlotte 3/16
Runs: 2 at Charleston Southern 2/23
Hits: 3 vs. Portland State 2/10
RBI: 1 (4x) last at Charlotte 3/16
Doubles:
Triples:
Home Runs:
Walks: 2 (2x) last vs. Presbyterian 2/16
SB: 2 (2x) last vs. Presbyterian 2/16

2+ Hit Games: 2
2+ SB Games: 2
2+ Runs Games: 1
2+ RBI Games:
2+ BB Games: 2
1.000 Avg. Games (at least 2-2): 1
Hitting Streaks 5+ Games:
Hitting Streaks 10+ Games:
Season/Current Hit Streak: 3/0
Season/Current OB Streak: 3/0

#17 LEE, Chloe - 45 games (All games)

Date	Opponent	Pos	AB	R	H	RBI	2B	3B	HR	BB	SB	CS	HBP	SAC	SF	GDP	K	PO	A	E	Avg
Feb 08	vs UC Riverside	*of	4	0	2	0	0	0	0	0	1	0	0	0	0	0	0	0	0	1	.500
Feb 08	at San Diego	*of	3	1	0	1	0	0	0	2	0	0	0	0	0	0	2	1	0	0	.286
Feb 09	vs Cal Poly	*of	3	0	1	0	0	0	0	0	0	0	0	1	0	0	0	5	0	0	.300
Feb 09	vs UC Riverside	*of	4	0	0	0	0	0	0	0	0	0	0	0	0	0	1	0	0	0	.214
Feb 10	vs Portland State	*of	3	1	3	1	0	0	0	0	2	0	0	0	0	0	0	0	0	0	.353
Feb 15	vs EKU	*of	3	0	0	0	0	0	0	0	1	0	0	0	0	0	0	0	0	0	.300
Feb 15	at Coastal Carolina	*of	2	0	0	0	0	0	0	0	0	0	0	0	0	0	0	0	0	0	.273
Feb 16	vs EKU	pr/of	0	0	0	0	0	0	0	0	0	0	0	0	0	0	0	0	0	0	.273
Feb 16	vs Presbyterian	*of	1	1	0	0	0	0	0	2	2	0	0	0	0	0	1	1	0	0	.261
Feb 17	vs Towson	*of	3	0	1	0	0	0	0	0	0	0	0	0	0	0	0	2	0	0	.269
Feb 22	vs UMass Lowell	*of	3	1	1	0	0	0	0	0	0	0	0	0	0	0	1	0	0	0	.276
Feb 22	vs Iowa State	*of	2	0	0	0	0	0	0	0	0	0	0	0	0	0	1	2	0	0	.258
Feb 23	vs UNC Wilmington	of	1	0	1	0	0	0	0	0	0	0	0	0	0	0	0	0	0	0	.281
Feb 23	at Charleston So.	*of	2	2	1	1	0	0	0	0	1	0	0	0	0	0	0	1	0	0	.294
Feb 24	vs Appalachian State	*of	2	1	1	0	0	0	0	0	1	0	0	0	0	0	1	1	0	0	.306
Feb 27	OHIO BOBCATS	*of	2	0	0	0	0	0	0	0	0	0	0	0	0	0	0	2	0	0	.289
Mar 02	RIDER-1	*of	2	0	0	0	0	0	0	0	0	0	0	0	0	0	0	0	0	0	.275
Mar 02	RIDER-2	pr	0	1	0	0	0	0	0	0	1	0	0	0	0	0	0	0	0	0	.275
Mar 03	RIDER	*of	2	1	0	0	0	0	0	0	1	0	0	0	0	0	0	0	0	0	.262
Mar 09	vs Lafayette	of	1	0	0	0	0	0	0	0	0	0	0	0	0	0	0	0	0	0	.256
Mar 10	vs Monmouth	of	1	0	0	0	0	0	0	0	0	0	0	0	0	0	0	0	0	0	.250
Mar 10	at George Mason	of	2	1	1	0	0	0	0	0	0	0	0	0	0	0	0	0	0	0	.261
Mar 16	at Charlotte-1	*of	4	0	0	1	0	0	0	0	0	0	0	0	0	0	2	0	0	0	.240
Mar 16	at Charlotte-2	pr/of	0	1	0	0	0	0	0	0	0	0	0	0	0	0	0	0	0	0	.240
Mar 17	at Charlotte	pr/of	1	0	0	0	0	0	0	0	0	0	0	0	0	0	0	0	0	0	.235
Mar 20	KENTUCKY	*of	2	0	1	0	0	0	0	0	0	0	0	0	0	0	0	1	0	0	.245
Mar 23	UTSA-1	pr/of	1	1	0	0	0	0	0	0	0	1	0	0	0	0	0	0	0	0	.241
Mar 24	UTSA	of/of	1	0	0	0	0	0	0	0	0	0	0	0	0	0	0	1	1	1	.236
Mar 27	at James Madison	pr/of	0	0	0	0	0	0	0	0	0	0	0	0	0	0	0	1	0	0	.236
Mar 30	at Southern Miss	of	0	0	0	0	0	0	0	0	0	0	0	0	0	0	0	1	0	0	.236
Mar 30	at Southern Miss-2	of	1	0	0	0	0	0	0	0	0	0	0	0	0	0	1	1	0	0	.232
Mar 31	at Southern Miss	of	0	0	0	0	0	0	0	0	0	0	0	0	0	0	0	1	0	0	.232
Apr 06	WKU-1	pr/of	0	0	0	0	0	0	0	0	0	1	0	0	0	0	0	0	0	0	.232
Apr 06	WKU-2	of	0	0	0	0	0	0	0	0	0	0	0	0	0	0	0	0	0	0	.232
Apr 07	WKU	pr/of	0	0	0	0	0	0	0	0	0	0	0	0	0	0	0	1	0	0	.232
Apr 13	at FIU-1	of	0	0	0	0	0	0	0	0	0	0	0	0	0	0	0	0	0	0	.232
Apr 13	at FIU-2	of	0	0	0	0	0	0	0	0	0	0	0	0	0	0	0	0	0	0	.232
Apr 14	at FIU	pr	0	0	0	0	0	0	0	0	0	1	0	0	0	0	0	0	0	0	.232
Apr 20	LATECH	*of	1	0	0	0	0	0	0	0	0	0	0	0	0	0	0	3	0	0	.228
Apr 27	at Middle Tennessee	*of	1	0	0	0	0	0	0	0	0	0	0	0	0	0	0	0	0	0	.224
Apr 27	at Middle Tennessee	*of	0	0	0	0	0	0	0	0	0	0	0	0	0	0	0	2	0	0	.224
Apr 28	at Middle Tennessee	pr/of	0	1	0	0	0	0	0	0	0	0	0	0	0	0	0	1	0	0	.224
Apr 30	at Morehead State-1	*of	0	0	0	0	0	0	0	0	0	0	0	0	0	0	0	0	0	0	.224
Apr 30	at Morehead State-2	*of	2	1	0	0	0	0	0	1	0	0	0	0	0	0	0	0	0	0	.217
May 01	PITTSBURGH	1b	0	0	0	0	0	0	0	0	0	0	0	0	0	0	0	0	0	0	.217
Totals		23gs	60	14	13	4	0	0	0	5	10	3	0	1	0	0	10	28	1	2	.217

On base pct. .277 • Slugging pct. .217

Chloe Lee Career Stats

Year	avq	gp-gs	ab	r	h	2b	3b	hr	rbi	tb	slg%	bb	hbp	so	gdp	ob%	sf	sh	sb-att	po	a	e	fld%
2019	.217	45-23	60	14	13	0	0	0	4	13	.217	5	0	10	0	.277	0	1	10-13	28	1	2	.935
TOTAL	.217	45-23	60	14	13	0	0	0	4	13	.217	5	0	10	0	.277	0	1	10-13	28	1	2	.935



21 Freshman - Rachel Pennington OF										West Hamlin, West Virginia									
Career Highs										2+ Hit Games:									
At-Bats: 2 vs. Rider 3/2										2+ SB Games:									
Runs: 1 (13x) last at Morehead State 4/30										2+ Runs Games:									
Hits:										2+ RBI Games:									
RBI:										2+ BB Games:									
Doubles:										1.000 Avg. Games (at least 2-2):									
Triples:										Hitting Streaks 5+ Games:									
Home Runs:										Hitting Streaks 10+ Games:									
Walks:										Season/Current Hit Streak:									
SB: 1 (9x) last vs. UTSA 3/24										Season/Current OB Streak:									
										<i>Scored a run in 3-straight appearances</i>									

#21 PENNINGTON, Rachel - 34 games (All games)

Date	Opponent	Pos	AB	R	H	RBI	2B	3B	HR	BB	SB	CS	HBP	SAC	SF	GDP	K	PO	A	E	Avg
Feb 08	vs UC Riverside	pr	0	0	0	0	0	0	0	0	1	0	0	0	0	0	0	0	0	0	.000
Feb 09	vs Cal Poly	pr	0	0	0	0	0	0	0	0	0	0	0	0	0	0	0	0	0	0	.000
Feb 09	vs UC Riverside	pr	0	1	0	0	0	0	0	0	0	0	0	0	0	0	0	0	0	0	.000
Feb 10	vs Portland State	pr	0	1	0	0	0	0	0	0	1	0	0	0	0	0	0	0	0	0	.000
Feb 15	at Coastal Carolina	pr	0	0	0	0	0	0	0	0	0	0	0	0	0	0	0	0	0	0	.000
Feb 16	vs ECU	pr	0	0	0	0	0	0	0	0	0	0	0	0	0	0	0	0	0	0	.000
Feb 17	vs Towson	pr	0	0	0	0	0	0	0	0	1	0	0	0	0	0	0	0	0	0	.000
Feb 22	vs UMass Lowell	pr	0	1	0	0	0	0	0	0	0	0	0	0	0	0	0	0	0	0	.000
Feb 22	vs Iowa State	pr	0	0	0	0	0	0	0	0	0	0	0	0	0	0	0	0	0	0	.000
Feb 23	vs UNC Wilmington	pr	0	1	0	0	0	0	0	0	1	0	0	0	0	0	0	0	0	0	.000
Feb 27	OHIO BOBCATS	pr	0	0	0	0	0	0	0	0	1	0	0	0	0	0	0	0	0	0	.000
Mar 02	RIDER-1	of	0	0	0	0	0	0	0	0	0	0	0	0	0	0	0	0	0	0	.000
Mar 02	RIDER-2	*of	2	0	0	0	0	0	0	0	0	0	0	0	0	0	0	1	0	0	.000
Mar 10	vs Monmouth	pr	0	1	0	0	0	0	0	0	0	0	0	0	0	0	0	0	0	0	.000
Mar 10	at George Mason	pr	0	0	0	0	0	0	0	0	1	0	0	0	0	0	0	0	0	0	.000
Mar 16	at Charlotte-1	of	0	0	0	0	0	0	0	0	0	0	0	0	0	0	0	1	0	0	.000
Mar 16	at Charlotte-2	pr	0	1	0	0	0	0	0	0	0	0	0	0	0	0	0	0	0	0	.000
Mar 17	at Charlotte	pr	0	0	0	0	0	0	0	0	1	0	0	0	0	0	0	0	0	0	.000
Mar 20	KENTUCKY	pr/of	0	1	0	0	0	0	0	0	1	0	0	0	0	0	0	0	0	0	.000
Mar 23	UTSA-1	of	0	0	0	0	0	0	0	0	0	0	0	0	0	0	0	0	0	0	.000
Mar 23	UTSA-2	pr	0	0	0	0	0	0	0	0	0	0	0	0	0	0	0	0	0	0	.000
Mar 24	UTSA	pr	0	0	0	0	0	0	0	0	1	0	0	0	0	0	0	0	0	0	.000
Mar 26	at Longwood	of	0	0	0	0	0	0	0	0	0	0	0	0	0	0	0	0	0	0	.000
Mar 27	at James Madison	of	1	0	0	0	0	0	0	0	0	0	0	0	0	0	0	1	0	0	.000
Mar 30	at Southern Miss	of	0	0	0	0	0	0	0	0	0	0	0	0	0	0	0	0	0	0	.000
Apr 06	WKU-1	pr	0	1	0	0	0	0	0	0	0	0	0	0	0	0	0	0	0	0	.000
Apr 07	WKU	of	0	0	0	0	0	0	0	0	0	0	0	0	0	0	0	0	0	0	.000
Apr 19	LATECH-1	pr/1b	0	1	0	0	0	0	0	0	0	0	0	0	0	0	0	0	0	0	.000
Apr 20	LATECH	pr	0	1	0	0	0	0	0	0	0	0	0	0	0	0	0	0	0	0	.000
Apr 23	LOUISVILLE	pr	0	1	0	0	0	0	0	0	0	0	0	0	0	0	0	0	0	0	.000
Apr 27	at Middle Tennessee	pr	0	0	0	0	0	0	0	0	0	1	0	0	0	0	0	0	0	0	.000
Apr 28	at Middle Tennessee	pr	0	1	0	0	0	0	0	0	0	0	0	0	0	0	0	0	0	0	.000
Apr 30	at Morehead State-1	pr	0	1	0	0	0	0	0	0	0	0	0	0	0	0	0	0	0	0	.000
May 01	PITTSBURGH	pr	0	0	0	0	0	0	0	0	0	0	0	0	0	0	0	0	0	0	.000
Totals		1gs	3	13	0	0	0	0	0	0	9	1	0	0	0	0	0	3	0	0	.000

On base pct. .000 • Slugging pct. .000

Rachel Pennington Career Stats																							
Year	avg	gp-gs	ab	r	h	2b	3b	hr	rbi	tb	slg%	bb	hbp	so	gdp	ob%	sf	sh	sb-att	po	a	e	fld%
2019	.000	34-1	3	13	0	0	0	0	0	0	.000	0	0	0	0	.000	0	0	9-10	3	0	0	1.000
TOTAL	.000	34-1	3	13	0	0	0	0	0	0	.000	0	0	0	0	.000	0	0	9-10	3	0	0	1.000



22 Freshman - Caitlin Myers C	Charles Town, West Virginia
Career Highs At-Bats: 3 at George Mason 3/10 Runs: Hits: 1 at George Mason 3/10 RBI: 1 at George Mason 3/10 Doubles: 1 at George Mason 3/10 Triples: Home Runs: Walks: 1 vs. Towson 2/17 SB:	2+ Hit Games: 2+ HR Games: 2+ Runs Games: 2+ RBI Games: 2+ BB Games: 1.000 Avg. Games (at least 2-2): Hitting Streaks 5+ Games: Hitting Streaks 10+ Games: Season/Current Hit Streak: 1/1 Season/Current OB Streak: 1/1

#22 MYERS, Caitlin - 6 games (All games)

Date	Opponent	Pos	AB	R	H	RBI	2B	3B	HR	BB	SB	CS	HBP	SAC	SF	GDP	K	PO	A	E	Avg
Feb 16	vs Presbyterian	ph/c	1	0	0	0	0	0	0	0	0	0	0	0	0	0	0	0	0	0	.000
Feb 17	vs Towson	ph	0	0	0	0	0	0	0	1	0	0	0	0	0	0	0	0	0	0	.000
Feb 24	vs Appalachian State	ph	1	0	0	0	0	0	0	0	0	0	0	0	0	1	0	0	0	0	.000
Mar 10	at George Mason	ph/c	3	0	1	1	1	0	0	0	0	0	0	0	0	0	0	6	0	0	.200
Mar 20	KENTUCKY	pr	0	0	0	0	0	0	0	0	0	0	0	0	0	0	0	0	0	0	.200
Apr 30	at Morehead State-1	ph/c	1	0	0	0	0	0	0	0	0	0	0	0	0	0	0	2	0	0	.167
Totals		Ogs	6	0	1	1	1	0	0	1	0	0	0	0	0	1	0	8	0	0	.167

On base pct. .286 • Slugging pct. .333

Caitlin Myers Career Stats																							
Year	avg	gp-gs	ab	r	h	2b	3b	hr	rbi	tb	slg%	bb	hbp	so	gdp	ob%	sf	sh	sb-att	po	a	e	fld%
2019	.167	6-0	6	0	1	1	0	0	1	2	.333	1	0	0	1	.286	0	0	0-0	8	0	0	1.000
TOTAL	.167	6-0	6	0	1	1	0	0	1	2	.333	1	0	0	1	.286	0	0	0-0	8	0	0	1.000



23 Freshman - Mya Stevenson P/UT										Mesquite, Texas									
Season Highs										Season Highs									
IP:										At-Bats: 4 (13x) last vs. Pitt 5/1									
Ks:										Runs: 3 at Charlotte 3/16									
2+ Strikeout Games:										Hits: 4 at Charlotte 3/16									
5+ Strikeout Games:										RBI: 7 at Charlotte 3/16									
10+ Strikeout Games:										Doubles: 2 at Charlotte 3/16									
3+ Innings Pitched Games:										Triples: 1 (2x) last vs. WKU 4/6									
5+ Innings Pitched Games:										HR: 2 at MTSU 4/27									
1st career win:										Walks: 3 (2x) last at MTSU 4/28									
										SB: 1 (2x) last vs. Rider 3/3									
										Cycle: 1 at Charlotte (2) 3/16/19									
										2+ Hit Games: 10									
										2+ HR Games: 1									
										2+ Runs Games: 7									
										2+ RBI Games: 11									
										2+ BB Games: 4									
										1,000 Avg. Games (at least 2-2): 2									
										Hitting Streaks 5+ Games: 2									
										Hitting Streaks 10+ Games:									
										Season/Current Hit Streak: 6 (2x)/0									
										Season/Current OB Streak: 12/12									

#23 STEVENSON, Mya - 48 games (All games)

Date	Opponent	Pos	AB	R	H	RBI	2B	3B	HR	BB	SB	CS	HBP	SAC	SF	GDP	K	PO	A	E	Avg
Feb 08	at San Diego	*dh	3	2	2	1	0	0	0	1	0	0	0	0	0	0	0	0	0	0	.667
Feb 09	vs Cal Poly	*dh	4	0	0	0	0	0	0	0	0	0	0	1	0	0	1	0	0	0	.286
Feb 09	vs UC Riverside	*p	0	0	0	0	0	0	0	0	0	0	0	0	0	0	0	0	0	0	.286
Feb 15	vs ECU	*ph	1	1	1	2	0	0	1	0	0	0	0	0	0	0	0	0	0	0	.375
Feb 15	at Coastal Carolina	*of	3	0	1	0	0	0	0	0	0	0	0	0	0	0	0	1	0	0	.364
Feb 16	vs ECU	*of	4	1	2	0	1	0	0	0	0	0	0	0	0	0	0	0	0	0	.400
Feb 16	vs Presbyterian	*of	2	2	2	1	0	0	1	1	0	0	0	0	0	0	0	0	0	0	.471
Feb 17	vs Towson	*of/ph	3	0	1	0	0	0	0	1	0	0	0	0	0	0	1	2	0	1	.450
Feb 22	vs UMass Lowell	*of/dh	4	1	1	2	0	0	1	0	0	0	0	0	0	0	1	0	0	0	.417
Feb 22	vs Iowa State	*of	3	0	0	0	0	0	0	0	0	0	0	0	0	0	1	1	0	0	.370
Feb 23	vs UNC Wilmington	*of/dh	4	1	2	3	0	0	1	0	0	0	0	0	0	0	0	1	0	0	.387
Feb 23	at Charleston So.	*of	2	1	0	0	0	0	0	2	1	0	0	0	0	0	1	0	0	0	.364
Feb 24	vs Appalachian State	*of/dh	3	0	0	0	0	0	0	0	0	0	0	0	0	0	1	0	0	0	.333
Feb 27	OHIO BOBCATS	*of/dh	3	2	2	1	0	0	1	0	0	0	0	0	0	0	0	0	0	0	.359
Mar 02	RIDER-1	*of/dh	3	0	1	1	1	0	0	0	0	0	0	0	0	0	2	0	0	0	.357
Mar 02	RIDER-2	*of	3	1	1	2	0	0	1	0	0	0	0	0	0	0	0	0	1	0	.356
Mar 03	RIDER	*of/dh	2	0	0	0	0	0	0	1	1	0	0	0	0	0	0	0	0	0	.340
Mar 08	vs Monmouth	*of	2	0	0	0	0	0	0	0	0	0	0	0	0	0	1	1	0	0	.327
Mar 09	vs Lafayette	*of/ph	4	0	1	1	0	0	0	0	0	1	0	0	0	0	0	0	0	0	.321
Mar 10	vs Monmouth	*of/dh	2	0	0	0	0	0	0	0	0	0	0	0	0	0	1	1	0	0	.309
Mar 10	at George Mason	*of	1	0	0	0	0	0	0	0	0	0	0	0	0	0	1	0	0	1	.304
Mar 16	at Charlotte-1	*of	4	3	4	2	1	1	1	0	0	0	0	0	0	0	0	0	0	0	.350
Mar 16	at Charlotte-2	*of	3	1	3	7	2	0	1	1	0	0	0	0	0	0	0	0	0	0	.381
Mar 17	at Charlotte	*of	4	0	1	1	1	0	0	0	0	0	0	0	0	0	0	1	0	0	.373
Mar 20	KENTUCKY	*of/dh	4	0	0	0	0	0	0	0	0	0	0	0	0	0	3	0	0	0	.352
Mar 23	UTSA-1	*of	3	0	0	0	0	0	0	0	0	0	0	0	0	0	0	0	0	0	.338
Mar 23	UTSA-2	*of	2	1	0	1	0	0	0	1	0	0	0	0	1	0	1	0	0	0	.329
Mar 24	UTSA	*of	2	0	0	0	0	0	0	0	0	0	0	0	0	0	1	0	0	0	.321
Mar 26	at Longwood	*of	3	0	1	0	0	0	0	0	0	0	0	0	0	0	0	1	0	0	.321
Mar 27	at James Madison	*of	3	1	1	0	0	0	0	1	0	0	0	0	0	0	1	0	0	0	.321
Mar 30	at Southern Miss	*of/ph	4	0	0	0	0	0	0	0	0	0	0	0	0	0	1	0	0	0	.307
Mar 30	at Southern Miss-2	*of	2	0	0	0	0	0	0	0	0	0	0	0	0	0	2	1	0	0	.300
Mar 31	at Southern Miss	*of	3	0	0	0	0	0	0	0	0	0	0	0	0	0	2	0	1	0	.290
Apr 06	WKU-1	*of/dh	3	0	1	0	0	1	0	0	0	0	0	0	0	0	2	1	0	0	.292
Apr 06	WKU-2	*of/dh	2	0	0	0	0	0	0	0	0	0	0	0	0	0	2	0	0	0	.286
Apr 07	WKU	pr	0	0	0	0	0	0	0	0	0	0	0	0	0	0	0	0	0	0	.286
Apr 13	at FIU-2	*of/dh	3	0	1	0	0	0	0	0	0	0	0	0	0	0	1	0	0	0	.287
Apr 14	at FIU	*dh	1	1	1	2	0	0	1	1	0	0	1	0	1	0	0	0	0	0	.294
Apr 19	LATECH-1	*dh/of	0	2	0	0	0	0	0	3	0	0	1	0	0	0	0	0	0	0	.294
Apr 19	LATECH-2	*dh	3	0	1	0	0	0	0	0	0	0	0	0	0	0	2	0	0	0	.295
Apr 20	LATECH	*dh	2	1	0	0	0	0	0	2	0	0	0	0	0	0	0	0	0	0	.290
Apr 23	LOUISVILLE	*dh	3	1	1	2	0	0	1	0	0	0	0	0	0	0	0	0	0	0	.291
Apr 27	at Middle Tennessee	*dh/of	4	2	3	6	0	0	2	0	0	0	0	0	0	0	0	1	0	0	.307
Apr 27	at Middle Tennessee	*dh/of	4	1	1	1	0	0	1	0	0	0	0	0	0	0	1	0	0	0	.305
Apr 28	at Middle Tennessee	*dh/of	1	1	1	1	0	0	0	3	0	0	0	0	0	0	0	1	0	0	.311
Apr 30	at Morehead State-1	*dh/of	3	1	2	2	1	0	0	1	0	0	0	0	0	0	1	0	0	0	.320
Apr 30	at Morehead State-2	*dh	4	2	2	4	1	0	1	0	0	0	0	0	0	0	1	0	0	0	.325
May 01	PITTSBURGH	*dh	4	0	0	0	0	0	0	0	0	0	0	0	0	0	3	0	0	0	.315
Totals		46gs	130	30	41	43	8	2	14	19	2	1	3	0	2	0	35	13	2	2	.315

On base pct. .409 • Slugging pct. .731

#23 STEVENSON, Mya - 1 appearance (All games)

Date	Opponent	GS	IP	H	R	ER	BB	SO	2B	3B	HR	WP	BK	HBP	IBB	Score	W-L	Sv	ERA	NP
Feb 09	vs UC Riverside	*	0.0	0	2	0	2	0	0	0	0	2	0	1	0	4-5	0-1	0	0.00	19
Totals		1	0.0	0	2	0	2	0	0	0	0	2	0	1	0	4-5	0-1	0	0.00	-

Mya Stevenson Career Stats

Year	avg	gp-gs	ab	r	h	2b	3b	hr	rbi	tb	slg%	bb	hbp	so	gdp	ob%	sf	sh	sb-att	po	a	e	fld%
------	-----	-------	----	---	---	----	----	----	-----	----	------	----	-----	----	-----	-----	----	----	--------	----	---	---	------



27 Sophomore - Rachel Rousseau OF Morgantown, West Virginia		
Career Highs	Season Highs	Career/Season
At-Bats: 5 (2x) last vs. WKU 4/7/19	At-Bats: 5 (2x) last vs. WKU 4/7	2+ Hit Games: 5/5
Runs: 2 (2x) last at MTSU 4/27/19	Runs: 2 (2x) last at MTSU 4/27	2+ SB Games:
Hits: 3 vs. WKU 4/7/19	Hits: 3 vs. WKU 4/7	2+ Runs Games: 2/2
RBI: 4 vs. WKU 4/6/19	RBI: 4 vs. WKU 4/6	2+ RBI Games: 8/7
Doubles: 2 vs. UC-Riverside 2/8/19	Doubles: 2 vs. UC-Riverside 2/8	2+ BB Games:
Triples:	Triples:	1,000 Avg. Games (at least 2-2):
Home Runs: 1 (6x) last at Morehead State 4/30/19	Home Runs: 1 (6x) last at Morehead State 4/30	Hitting Streaks 5+ Games:
Walks: 1 (8x) last vs. Pitt 5/1/19	Walks: 1 (6x) last vs. Pitt 5/1	Hitting Streaks 10+ Games:
SB: 1 (6x) last vs. Cal Poly 2/9/19	SB: 1 vs. Cal Poly 2/9	Career Long Hitting Streak: 4 ('19)
		Season/Current Hit Streak: 4/2
		Career Long OB Streak: 11 ('19)
		Season/Current OB Streak: 11/2

#27 ROUSSEAU, Rachel - 21 games (All games)

Date	Opponent	Pos	AB	R	H	RBI	2B	3B	HR	BB	SB	CS	HBP	SAC	SF	GDP	K	PO	A	E	Avg
Feb 08	vs UC Riverside	*of	3	2	2	2	2	0	0	1	0	0	0	0	0	0	0	0	0	0	.667
Feb 08	at San Diego	*of	4	1	2	2	1	0	0	0	0	0	0	0	0	0	2	3	0	0	.571
Feb 09	vs Cal Poly	*of	5	1	2	0	0	0	0	0	1	0	0	0	0	0	0	1	0	0	.500
Feb 09	vs UC Riverside	*of	3	0	0	0	0	0	0	1	0	0	0	0	0	0	0	0	0	0	.400
Feb 10	vs Portland State	*of	3	0	0	0	0	0	0	0	0	0	0	1	0	0	0	0	0	0	.333
Apr 06	WKU-1	*of	2	1	1	4	0	0	1	0	0	0	0	1	0	0	0	1	0	0	.350
Apr 06	WKU-2	*of	2	0	0	0	0	0	0	1	0	1	0	0	0	0	0	3	0	0	.318
Apr 07	WKU	*of	5	1	3	2	0	0	1	0	0	0	0	0	0	0	0	2	1	0	.370
Apr 13	at FIU-1	*of	3	0	0	0	0	0	0	0	0	1	0	0	0	0	0	2	0	0	.333
Apr 13	at FIU-2	*of	2	0	0	1	0	0	0	1	0	0	0	0	1	0	0	2	0	0	.312
Apr 14	at FIU	*of	4	1	1	3	0	0	1	0	0	0	0	0	0	0	0	3	0	0	.306
Apr 19	LATECH-1	*of	4	1	2	0	1	0	0	0	0	1	0	0	0	0	1	3	0	0	.325
Apr 19	LATECH-2	*of	3	1	1	2	0	0	1	0	0	0	0	0	0	0	0	1	0	0	.326
Apr 20	LATECH	*of	4	1	1	0	1	0	0	0	0	0	0	0	0	0	1	1	0	0	.319
Apr 23	LOUISVILLE	*of	3	1	0	0	0	0	0	0	0	0	1	0	0	0	1	1	1	0	.300
Apr 27	at Middle Tennessee	*of	3	2	1	1	0	0	1	0	0	0	1	0	0	0	0	0	0	0	.302
Apr 27	at Middle Tennessee	*of	4	0	0	0	0	0	0	0	0	0	0	0	0	0	1	1	0	0	.281
Apr 28	at Middle Tennessee	*of	4	1	0	0	0	0	0	0	0	0	0	0	0	1	0	1	0	0	.262
Apr 30	at Morehead State-1	*of	3	0	0	0	0	0	0	0	0	0	0	0	0	0	0	1	0	0	.250
Apr 30	at Morehead State-2	*of	3	1	1	3	0	0	1	1	0	0	0	0	0	0	0	2	0	0	.254
May 01	PITTSBURGH	*of	3	1	1	0	1	0	0	1	0	0	0	0	0	0	0	1	0	0	.257
Totals		21gs	70	16	18	20	6	0	6	6	1	3	2	2	1	1	6	29	2	0	.257

On base pct. .329 • Slugging pct. .600

Rachel Rousseau Career Stats

Year	avg	gp-gs	ab	r	h	2b	3b	hr	rbi	tb	slg%	bb	hbp	so	gdp	ob%	sf	sh	sb-att	po	a	e	fld%
2018	.238	41-5	21	8	5	4	0	0	5	9	.429	2	0	4	0	.304	0	0	5-9	9	1	0	1.000
2019	.257	21-21	70	16	18	6	0	6	20	42	.600	6	2	6	1	.329	1	2	1-4	29	2	0	1.000
TOTAL	.253	62-26	91	24	23	10	0	6	25	51	.560	8	2	10	1	.324	1	2	6-13	38	3	0	1.000



43 Sophomore - Aly Harrell INF										Gahanna, Ohio									
Career Highs										Season Highs									
At-Bats: 4 (12x) last at MTSU 4/27/19										At-Bats: 4 (6x) last at MTSU 4/27									
Runs: 3 vs. Presbyterian 2/16/19										Runs: 3 vs. Presbyterian 2/16									
Hits: 3 (3x) last vs. Louisiana Tech 4/19/19										Hits: 3 vs. Louisiana Tech 4/19									
RBI: 4 (2x) last vs. Presbyterian 2/16/19										RBI: 4 vs. Presbyterian 2/16									
Doubles: 2 vs. Kent State 2/28/18										Doubles: 1 (7x) last at Morehead State 4/30									
Triples:										Triples:									
Home Runs: 2 vs. Presbyterian 2/16/19										Home Runs: 2 vs. Presbyterian 2/16									
Walks: 4 vs. WKU 4/7/19										Walks: 4 vs. WKU 4/7									
SB: 1 at Ohio 4/25/18										SB:									
HBP: 3 at No. 20 JMU 3/27/19										HBP: 3 at No. 20 JMU 3/27									
Career/Season																			
2+ Hit Games: 17/6										2+ HR Games: 1/1 Grand Slams: 1/0									
2+ Runs Games: 5/4										2+ RBI Games: 18/8									
2+ BB Games: 16/13										1,000 Avg. Games (at least 2-2): 4/3									
Hitting Streaks 5+ Games: 2/1										Hitting Streaks 10+ Games:									
Career Long Hitting Streak: 6 ('18)										Season/Current Hit Streak: 5/4									
Career Long OB Streak: 24 ('19)										Season/Current OB Streak: 24/10									

#43 HARRELL, Aly - 51 games (All games)

Date	Opponent	Pos	AB	R	H	RBI	2B	3B	HR	BB	SB	CS	HBP	SAC	SF	GDP	K	PO	A	E	Avg
Feb 08	vs UC Riverside	*1b	1	0	0	0	0	0	0	1	0	0	2	0	0	0	0	12	0	0	.000
Feb 08	at San Diego	*1b	3	2	1	1	1	0	0	2	0	0	0	0	0	0	0	7	0	0	.250
Feb 09	vs Cal Poly	*1b	2	0	1	1	0	0	0	3	0	0	0	0	0	0	0	6	0	1	.333
Feb 09	vs UC Riverside	*1b	1	0	1	1	0	0	0	3	0	0	0	0	0	0	0	8	0	1	.429
Feb 10	vs Portland State	*1b	2	0	1	0	0	0	0	2	0	0	0	0	0	0	0	9	0	1	.444
Feb 15	vs EKU	*1b	2	1	2	2	0	0	1	1	0	0	0	0	0	0	0	9	0	0	.545
Feb 15	at Coastal Carolina	*1b	3	0	0	0	0	0	0	0	0	0	0	0	0	0	1	8	0	0	.429
Feb 16	vs EKU	*1b	2	1	0	0	0	0	0	1	0	1	1	0	0	0	11	0	0	0	.375
Feb 16	vs Presbyterian	*1b	2	3	2	4	0	0	2	0	0	0	1	0	0	0	7	0	0	0	.444
Feb 17	vs Towson	*1b	2	0	0	0	0	0	0	0	0	0	2	0	0	0	1	7	0	0	.400
Feb 22	vs UMass Lowell	*1b	4	0	1	0	0	0	0	0	0	0	0	0	0	0	1	7	0	0	.375
Feb 22	vs Iowa State	*1b	1	0	0	0	0	0	0	1	0	0	1	0	0	0	6	1	0	0	.360
Feb 23	vs UNC Wilmington	*1b	4	1	1	2	0	0	1	0	0	0	0	0	0	0	1	9	0	0	.345
Feb 23	at Charleston So.	*1b	4	1	1	2	1	0	0	0	0	0	0	0	0	0	4	1	0	0	.333
Feb 24	vs Appalachian State	*1b	2	0	0	0	0	0	0	0	0	0	1	0	0	0	5	1	0	0	.314
Feb 27	OHIO BOBCATS	*1b	2	2	1	1	0	0	1	0	0	0	1	0	0	0	4	1	0	0	.324
Mar 02	RIDER-1	*1b	3	0	0	0	0	0	0	1	0	0	0	0	0	0	1	9	0	0	.300
Mar 02	RIDER-2	*1b	2	1	1	1	0	0	1	1	0	0	0	0	0	0	1	7	0	0	.310
Mar 03	RIDER	*1b	4	0	1	1	1	0	0	0	0	0	0	0	0	0	9	0	1	0	.304
Mar 08	vs Monmouth	*1b	1	0	0	1	0	0	0	0	0	0	1	0	0	0	7	0	0	0	.298
Mar 09	vs Lafayette	*1b	4	1	2	2	1	0	0	0	0	0	0	0	0	0	5	1	0	0	.314
Mar 10	vs Monmouth	*1b	2	0	1	1	1	0	0	1	0	0	0	0	0	0	7	0	0	0	.321
Mar 10	at George Mason	*1b	2	0	0	1	0	0	0	1	0	0	0	0	1	0	5	0	1	0	.309
Mar 16	at Charlotte-1	*1b	2	1	1	2	0	0	1	2	0	0	0	0	0	0	5	0	0	0	.316
Mar 16	at Charlotte-2	*1b	1	2	0	1	0	0	0	3	0	0	0	0	0	0	8	0	0	0	.310
Mar 17	at Charlotte	*1b	3	0	2	1	0	0	0	1	0	0	0	0	0	0	8	0	1	0	.328
Mar 20	KENTUCKY	*1b	1	1	1	1	0	0	1	3	0	0	0	0	0	0	6	0	0	0	.339
Mar 23	UTSA-1	*1b	3	0	0	0	0	0	0	0	0	0	0	0	0	0	8	0	0	0	.323
Mar 23	UTSA-2	*1b	4	0	0	0	0	0	0	0	0	0	0	0	0	0	5	1	0	0	.304
Mar 24	UTSA	*1b	2	0	1	0	0	0	0	1	0	0	0	0	0	0	5	0	0	0	.310
Mar 26	at Longwood	*1b	2	0	0	0	0	0	0	1	0	0	0	0	0	0	1	3	0	0	.301
Mar 27	at James Madison	*1b	1	1	1	2	0	0	1	0	0	0	3	0	0	0	10	0	1	0	.311
Mar 30	at Southern Miss	*1b	1	1	0	1	0	0	0	3	0	0	0	0	0	0	11	0	0	0	.307
Mar 30	at Southern Miss-2	*1b	3	1	1	1	0	0	1	1	0	0	0	0	0	1	7	1	0	0	.308
Mar 31	at Southern Miss	*1b	3	0	0	0	0	0	0	0	0	0	0	0	0	0	1	8	0	0	.296
Apr 06	WKU-1	*1b	2	1	1	1	0	0	1	1	0	0	0	0	0	0	10	0	0	0	.301
Apr 06	WKU-2	*1b	2	0	1	1	0	0	0	2	0	0	0	0	0	0	8	1	0	0	.306
Apr 07	WKU	*1b	0	1	0	0	0	0	0	4	0	0	0	0	0	0	7	0	0	0	.306
Apr 13	at FIU-1	*1b	0	0	0	0	0	0	0	2	0	0	1	0	0	0	4	0	0	0	.306
Apr 13	at FIU-2	*1b	2	0	0	0	0	0	0	2	0	0	0	0	0	1	7	0	0	0	.299
Apr 14	at FIU	*1b	2	0	0	0	0	0	0	0	0	0	2	0	0	0	8	0	0	0	.292
Apr 19	LATECH-1	*1b	3	0	3	1	0	0	0	0	0	0	0	0	1	0	10	0	0	0	.315
Apr 19	LATECH-2	*1b	1	1	1	0	0	0	0	2	0	0	0	0	0	0	3	0	0	0	.323
Apr 20	LATECH	*1b	2	0	1	0	1	0	0	2	0	0	0	0	0	0	1	8	0	0	.326
Apr 23	LOUISVILLE	*1b	3	1	2	2	0	0	1	0	0	0	0	0	0	0	13	0	0	0	.337
Apr 27	at Middle Tennessee	*1b	2	1	1	0	0	0	0	2	0	0	0	0	0	0	7	0	0	0	.340
Apr 27	at Middle Tennessee	*1b	4	0	0	0	0	0	0	0	0	0	0	0	0	0	6	0	0	0	.327
Apr 28	at Middle Tennessee	*1b	2	0	1	0	0	0	0	2	0	0	0	0	0	0	6	0	0	0	.330
Apr 30	at Morehead State-1	*1b	2	1	1	2	0	0	1	1	0	0	1	0	0	0	6	0	0	0	.333
Apr 30	at Morehead State-2	*1b	2	2	1	1	1	0	0	2	0	0	0	0	0	0	3	1	0	0	.336
May 01	PITTSBURGH	*1b	2	0	1	1	0	0	0	2	0	0	0	0	0	0	6	0	0	0	.339
Totals		51gs	112	28	38	39	7	0	13	57	0	1	17	0	2	2	9	364	9	7	.339

On base pct. .596 • Slugging pct. .750

Aly Harrell Career Stats

Year	avq	gp-gs	ab	r	h	2b	3b	hr	rbi	tb	slg%	bb	hbp	so	gdp	ob%	sf	sh	sb-att	po	a	e	fld%
2018	.350	48-43	120	18	42	10	0	11	41	85	.708	23	7	9	2	.480	0	2	1-1	136	6	2	.986
2019	.339	51-51	112	28	38	7	0	13	39	84	.750	57	17	9	2	.596	2	0	0-1	364	9	7	.982
TOTAL	.345	99-94	232	46	80	17	0	24	80	169	.728	80	24	18	4	.544	2	2	1-2	500	15	9	.983



44 Sophomore - Katie Adams C										Hurricane, West Virginia									
Career Highs										Season Highs									
At-Bats: 4 (4x) last at Charlotte 3/16/19										At-Bats: 4 (3x) last at Charlotte 3/16									
Runs: 1 (8x) last vs. UTSA 3/23/19										Runs: 1 (5x) last vs. UTSA 3/23									
Hits: 2 (5x) last at George Mason 3/10/19										Hits: 2 (3x) last at George Mason 3/10									
RBI: 2 (3x) last at MTSU 4/27/19										RBI: 2 (3x) last at MTSU 4/27									
Doubles: 1 (6x) last at MTSU 4/27/19										Doubles: 1 (4x) last at MTSU 4/27									
Triples:										Triples:									
Home Runs:										Home Runs:									
Walks: 2 (2x) last vs. WKU 4/7/19										Walks: 2 vs. WKU 4/7									
SB: 1 vs. Missouri 2/17										SB:									
HBP: 1 vs. Portland State 2/10/19										HBP: 1 vs. Portland State 2/10									
Career/Season																			
2+ Hit Games: 5/3																			
2+ HR Games:																			
2+ Runs Games:																			
2+ RBI Games: 3/3																			
2+ BB Games: 2/1																			
1,000 Avg. Games (at least 2-2):																			
Hitting Streaks 5+ Games:																			
Hitting Streaks 10+ Games:																			
Career Long Hitting Streak: 6 ('19)																			
Season/Current Hit Streak: 6/0																			
Career Long OB Streak: 11 ('19)																			
Season/Current OB Streak: 11/1																			

#44 ADAMS, Katie - 38 games (All games)

Date	Opponent	Pos	AB	R	H	RBI	2B	3B	HR	BB	SB	CS	HBP	SAC	SF	GDP	K	PO	A	E	Avg
Feb 08	vs UC Riverside	ph	1	0	1	0	0	0	0	0	0	0	0	0	0	0	0	0	0	0	1.000
Feb 09	vs Cal Poly	ph	1	0	0	0	0	0	0	0	0	0	0	0	0	0	0	0	0	0	.500
Feb 09	vs UC Riverside	*c	3	0	1	0	0	0	0	0	0	0	0	0	0	0	0	7	1	2	.400
Feb 10	vs Portland State	*dh	2	1	0	0	0	0	0	1	0	0	1	0	0	0	0	0	0	0	.286
Feb 15	vs EKU	*dh	3	0	0	0	0	0	0	0	0	0	0	0	0	0	1	0	0	0	.200
Feb 15	at Coastal Carolina	ph	1	0	0	0	0	0	0	0	0	0	0	0	0	0	0	0	0	0	.182
Feb 22	vs UMass Lowell	ph	1	0	1	0	0	0	0	0	0	0	0	0	0	0	0	0	0	0	.250
Feb 23	vs UNC Wilmington	*dh	3	0	1	1	1	0	0	0	0	0	0	0	0	0	0	0	0	0	.267
Feb 23	at Charleston So.	*dh	4	1	2	2	0	0	0	0	0	0	0	0	0	0	0	0	0	0	.316
Feb 24	vs Appalachian State	*dh/of	2	0	0	0	0	0	0	1	0	0	0	0	0	0	0	0	0	0	.286
Feb 27	OHIO BOBCATS	*c	3	1	2	2	1	0	0	0	0	0	0	0	0	0	0	5	0	0	.333
Mar 02	RIDER-1	*c	2	0	0	0	0	0	0	0	0	0	0	0	0	0	0	5	0	0	.308
Mar 02	RIDER-2	*c	2	0	1	0	0	0	0	0	0	0	0	0	0	0	0	2	0	0	.321
Mar 03	RIDER	*c	1	0	0	0	0	0	0	1	0	0	0	0	0	0	0	1	0	0	.310
Mar 08	vs Monmouth	*dh	2	0	1	0	0	0	0	0	0	0	0	0	0	0	0	0	0	0	.323
Mar 09	vs Lafayette	*dh	3	0	1	0	0	0	0	0	0	0	0	0	0	0	0	0	0	0	.324
Mar 10	vs Monmouth	*dh	2	0	1	0	0	0	0	0	0	0	0	0	1	0	0	0	0	0	.333
Mar 10	at George Mason	*dh	4	1	2	0	1	0	0	0	0	0	0	0	0	0	0	0	0	0	.350
Mar 16	at Charlotte-1	*dh	4	0	1	0	0	0	0	0	0	1	0	0	0	0	2	0	0	0	.341
Mar 17	at Charlotte	*dh/of	2	0	1	0	0	0	0	1	0	0	0	0	0	0	0	0	0	0	.348
Mar 20	KENTUCKY	*dh/of	3	0	0	0	0	0	0	1	0	0	0	0	0	0	0	0	0	0	.327
Mar 23	UTSA-1	*dh	3	1	1	0	0	0	0	0	0	0	0	0	0	0	0	0	0	0	.327
Mar 23	UTSA-2	*dh	3	0	0	0	0	0	0	0	0	0	0	0	0	0	0	0	0	0	.309
Mar 24	UTSA	*dh/of	3	0	0	0	0	0	0	0	0	0	0	0	0	0	0	0	0	0	.293
Mar 26	at Longwood	*dh	3	0	1	1	0	0	0	0	0	0	0	0	0	0	1	0	0	0	.295
Mar 27	at James Madison	*dh/ph	3	0	0	0	0	0	0	0	0	0	0	0	0	0	0	0	0	0	.281
Mar 30	at Southern Miss	*dh	2	0	0	0	0	0	0	0	0	0	0	0	0	0	1	0	0	0	.273
Mar 30	at Southern Miss-2	ph	1	0	0	1	0	0	0	0	0	0	0	0	0	0	0	0	0	0	.269
Apr 06	WKU-2	ph	0	0	0	0	0	0	0	1	0	0	0	0	0	0	0	0	0	0	.269
Apr 07	WKU	*dh	2	0	1	1	0	0	0	2	0	0	0	0	0	0	0	0	0	0	.275
Apr 13	at FIU-1	*dh	2	0	0	0	0	0	0	0	0	0	0	0	0	0	0	0	0	0	.268
Apr 13	at FIU-2	*dh	2	0	1	0	0	0	0	1	0	0	0	0	0	0	0	0	0	0	.274
Apr 14	at FIU	ph	1	0	0	0	0	0	0	0	0	0	0	0	0	0	0	0	0	0	.270
Apr 19	LATECH-2	ph	0	0	0	0	0	0	0	1	0	0	0	0	0	0	0	0	0	0	.270
Apr 20	LATECH	ph	1	0	0	0	0	0	0	0	0	0	0	0	0	0	1	0	0	0	.267
Apr 27	at Middle Tennessee	2b	1	0	1	2	1	0	0	0	0	0	0	0	0	0	0	0	0	0	.276
Apr 28	at Middle Tennessee	ph	1	0	0	0	0	0	0	0	0	0	0	0	0	0	0	0	0	0	.273
May 01	PITTSBURGH	ph	0	0	0	0	0	0	0	1	0	0	0	0	0	0	0	0	0	0	.273
Totals		26gs	77	5	21	10	4	0	0	11	0	1	1	0	1	0	6	20	1	2	.273

On base pct. .367 • Slugging pct. .325

Katie Adams Career Stats																							
Year	avg	gp-gs	ab	r	h	2b	3b	hr	rbi	tb	slg%	bb	hbp	so	gdp	ob%	sf	sh	sb-att	po	a	e	fld%
2018	.214	30-9	42	4	9	2	0	0	3	11	.262	5	0	8	0	.292	1	1	1-1	25	1	0	1.000
2019	.273	38-26	77	5	21	4	0	0	10	25	.325	11	1	6	0	.367	1	0	0-1	20	1	2	.913
TOTAL	.252	68-35	119	9	30	6	0	0	13	36	.303	16	1	14	0	.341	2	1	1-2	45	2	2	.959



55 Junior - Blakely Burch INF

Live Oak, Florida

Career Highs * at Marshall *

At-Bats: 5 at No. 20 JMU 3/27/19
Runs: 3 vs. WKU 4/7/19
Hits: 3 (3x) last at MTSU 4/27/19
RBI: 3 (3x) last vs. WKU 4/7/19
Doubles: 1 (13x) last at MTSU 4/28/19
Triples: 1 (8x) last at Morehead State 4/30/19
Home Runs: 1 (7x) last at Morehead State 4/30/19
Walks: 2 (2x) last vs. ECU 2/16/19
SB: 3 vs. UMass-Lowell 2/17/18
HBP: 2 (2x) last vs. Cal Poly 2/9/19

Season Highs

At-Bats: 5 at No. 20 JMU 3/27
Runs: 3 vs. WKU 4/7
Hits: 3 (2x) last at MTSU 4/27
RBI: 3 (3x) last vs. WKU 4/7
Doubles: 1 (8x) last at MTSU 4/28
Triples: 1 (7x) last at Morehead State 4/30
Home Runs: 1 (7x) last at Morehead State 4/30
Walks: 2 vs. ECU 2/16
SB: 1 (6x) last at FIU 4/13
HBP: 2 vs. Cal Poly 2/9

Career/Season

2+ Hit Games: 15/10
2+ SB Games: 1/0
2+ Runs Games: 11/10
2+ RBI Games: 8/8
2+ BB Games: 2/1
1,000 Avg. Games (at least 2-2): 4/3
Hitting Streaks 5+ Games:
Hitting Streaks 10+ Games:
Career Long Hitting Streak: 5 ('19)
Season/Current Hit Streak: 5/5
Career Long OB Streak: 19 ('18)
Season/Current OB Streak: 15/6

USC	Player	avg	gp-gs	ab	r	h	2b	3b	hr	rbi	tb	slg%	bb	hbp	so	gdp	ob%	sf	sh	sb-att	po	a	e	fld%
Upstate stats	BURCH, Blakely	.257	23-11	35	6	9	4	0	0	5	13	.371	1	0	8	0	.278	0	1	0-1	4	6	0	1.000

#55 BURCH, Blakely - 49 games (All games)

Date	Opponent	Pos	AB	R	H	RBI	2B	3B	HR	BB	SB	CS	HBP	SAC	SF	GDP	K	PO	A	E	Avg
Feb 08	vs UC Riverside	*3b	4	1	2	0	0	0	0	0	0	0	0	0	0	0	0	2	2	0	.500
Feb 08	at San Diego	*3b	2	0	1	1	0	1	0	1	0	0	1	0	0	0	1	1	1	1	.500
Feb 09	vs Cal Poly	*3b	2	2	0	0	0	0	0	0	0	0	2	1	0	0	0	0	3	3	.375
Feb 09	vs UC Riverside	3b	4	0	1	0	0	0	0	0	0	0	0	0	0	0	0	2	2	1	.333
Feb 10	vs Portland State	*3b	3	0	1	0	0	0	0	0	0	0	0	1	0	0	1	0	4	0	.333
Feb 15	vs ECU	*3b	3	0	0	0	0	0	0	0	0	0	0	0	0	0	2	1	2	0	.278
Feb 15	at Coastal Carolina	*3b	2	0	0	0	0	0	0	0	0	0	0	0	0	0	1	1	1	0	.250
Feb 16	vs ECU	*3b	1	2	0	1	0	0	0	2	0	0	0	0	0	0	0	0	3	1	.238
Feb 16	vs Presbyterian	*3b	3	0	0	0	0	0	0	0	0	0	0	0	0	0	0	1	0	0	.208
Feb 17	vs Towson	*3b	2	1	2	2	0	0	1	0	0	0	1	0	0	0	0	3	1	0	.269
Feb 22	vs UMass Lowell	*3b	2	0	0	0	0	0	0	0	0	0	1	0	0	0	0	2	4	0	.250
Feb 22	vs Iowa State	*3b	3	0	0	0	0	0	0	0	0	0	0	0	0	0	1	0	2	0	.226
Feb 24	vs Appalachian State	3b	0	0	0	0	0	0	0	0	0	0	0	0	0	0	0	0	0	0	.226
Feb 27	OHIO BOBCATS	*3b	2	1	2	3	0	0	1	0	0	0	0	0	0	0	0	1	0	0	.273
Mar 02	RIDER-1	*3b	2	1	0	0	0	0	0	0	0	0	1	0	0	0	0	1	2	0	.257
Mar 02	RIDER-2	*3b	2	0	0	0	0	0	0	0	0	0	0	0	0	0	0	2	0	0	.243
Mar 03	RIDER	*3b	3	2	3	3	0	1	0	0	0	0	0	0	0	0	0	1	0	0	.300
Mar 08	vs Monmouth	*3b	2	0	0	0	0	0	0	0	1	0	0	0	0	0	1	0	4	0	.286
Mar 09	vs Lafayette	*3b	3	0	1	0	0	0	0	0	1	0	0	0	0	0	0	2	0	0	.289
Mar 10	vs Monmouth	*3b	2	0	0	0	0	0	0	0	0	0	1	0	0	0	0	2	2	0	.277
Mar 10	at George Mason	*3b	2	0	1	1	0	1	0	1	0	0	0	0	0	0	0	1	2	1	.286
Mar 16	at Charlotte-1	*3b	3	1	1	0	0	1	0	0	0	0	1	0	0	0	1	2	2	0	.288
Mar 16	at Charlotte-2	*3b	4	0	0	1	0	0	0	0	0	0	0	0	0	0	0	0	1	0	.268
Mar 17	at Charlotte	*3b	3	2	1	0	1	0	0	0	0	0	1	0	0	0	0	0	3	1	.271
Mar 20	KENTUCKY	*3b	3	1	0	0	0	0	0	1	0	0	0	0	0	0	1	1	2	0	.258
Mar 23	UTSA-1	*3b	2	1	1	2	0	0	1	0	0	0	0	0	0	0	0	1	1	0	.266
Mar 23	UTSA-2	*3b	1	2	1	0	0	0	0	1	1	0	1	0	0	0	0	1	1	0	.277
Mar 24	UTSA	*3b	1	1	0	0	0	0	0	1	1	0	1	0	0	0	0	2	2	0	.273
Mar 26	at Longwood	*3b	2	1	1	0	1	0	0	0	0	0	1	0	0	0	0	1	3	1	.279
Mar 27	at James Madison	*3b	5	1	0	0	0	0	0	0	0	0	0	0	0	0	1	0	3	0	.260
Mar 30	at Southern Miss	*3b	2	2	2	1	1	1	0	1	0	0	1	0	0	0	0	1	3	0	.280
Mar 30	at Southern Miss-2	*3b	3	0	0	1	0	0	0	0	0	0	0	0	1	0	0	1	1	2	.269
Mar 31	at Southern Miss	*3b	3	0	0	0	0	0	0	0	0	0	0	0	0	0	2	1	3	0	.259
Apr 06	WKU-1	*3b	4	1	1	0	0	0	0	0	1	0	0	0	0	0	1	0	2	0	.259
Apr 06	WKU-2	*3b	2	1	1	0	0	0	0	1	0	0	1	0	0	0	0	2	2	1	.264
Apr 07	WKU	*3b	4	3	2	3	1	0	1	0	0	0	1	0	0	0	1	3	3	0	.275
Apr 13	at FIU-1	*3b	3	0	0	0	0	0	0	0	0	0	0	0	0	0	1	0	2	0	.266
Apr 13	at FIU-2	*3b	4	0	0	0	0	0	0	0	1	0	0	0	0	0	0	0	1	1	.255
Apr 14	at FIU	*3b	3	1	1	0	1	0	0	0	0	0	0	0	0	0	1	0	1	0	.257
Apr 19	LATECH-1	*3b	4	1	1	2	0	1	0	0	0	0	0	0	0	0	0	0	4	0	.257
Apr 19	LATECH-2	*3b	3	1	2	0	1	0	0	0	0	0	0	0	0	0	0	0	1	0	.269
Apr 20	LATECH	*3b	3	1	1	2	1	0	0	0	0	0	1	0	0	0	1	2	4	0	.270
Apr 23	LOUISVILLE	*3b	3	0	0	0	0	0	0	0	0	0	0	0	0	0	0	1	1	0	.263
Apr 27	at Middle Tennessee	*3b	4	2	2	1	0	0	1	0	0	0	0	0	0	0	0	1	1	0	.271
Apr 27	at Middle Tennessee	*3b	4	2	3	1	0	0	1	0	0	0	0	0	0	0	0	2	1	0	.287
Apr 28	at Middle Tennessee	*3b	3	0	1	1	1	0	0	1	0	0	0	0	0	0	0	0	2	0	.288
Apr 30	at Morehead State-1	*3b	3	2	1	2	0	0	0	1	0	0	0	0	0	0	0	0	0	0	.289
Apr 30	at Morehead State-2	*3b	4	1	2	1	0	1	1	0	0	0	0	0	0	0	0	1	0	0	.295
May 01	PITTSBURGH	*3b	4	0	0	0	0	0	0	0	0	0	0	0	0	0	0	1	1	0	.287
Totals		47gs	136	38	39	29	8	7	7	11	6	0	16	2	1	0	17	47	86	13	.287

On base pct. .402 • Slugging pct. .603

Blakely Burch Career Stats

Year	avg	gp-gs	ab	r	h	2b	3b	hr	rbi	tb	slg%	bb	hbp	so	gdp	ob%	sf	sh	sb-att	po	a	e	fld%
2018	.220	48-43	118	12	26	5	1	0	11	33	.280	10	6	25	1	.311	1	2	11-15	103	69	8	.956
2019	.287	49-47	136	38	39	8	7	7	29	82	.603	11	16	17	0	.402	1	2	6-6	47	86	13	.911
TOTAL	.256	97-90	254	50	65	13	8	7	40	115	.453	21	22	42	1	.361	2	4	17-21	150	155	21	.936



77 Junior - Kailee Williamson P		Norco, California	
Career Highs IP: 7.0 (7x) last vs. UTSA 3/23/19 Ks: 9 vs. UTSA 3/23/19 2+ Strikeout Games: 44 5+ Strikeout Games: 9 10+ Strikeout Games: 3+ Innings Pitched Games: 43 5+ Innings Pitched Games: 22 <i>1st career win 2/17/17 vs B. Cookman 10-2</i> <i>1st career save 2/10/19 vs. Portland State</i>		Season Highs IP: 7.0 (5x) last vs. UTSA 3/23 Ks: 9 vs. UTSA 3/23 2+ Strikeout Games: 19 5+ Strikeout Games: 6 10+ Strikeout Games: 3+ Innings Pitched Games: 20 5+ Innings Pitched Games: 12 <i>1st win of year 2/8 at San Diego 10-1</i> <i>1st save of year 2/10 vs. Portland State</i>	
		Streaks: <u>1 Strikeout Career:</u> 16 (2/16-3/30) <u>Current:</u> 0 <u>2+ Strikeouts:</u> 10 (2/16-3/16) <u>Current:</u> 0 <u>5+ Strikeouts:</u> 1 <u>Current:</u> 0 <u>10+ Strikeouts:</u> <u>Season: Current:</u> <u>3+ IP:</u> 6 (2/23-3/16) <u>Current:</u> 0 <u>5+ IP:</u> 3 (2/23-3/9) <u>Current:</u> 0	



98 Senior - Briana Daiss INF

Clermont, Florida

Career Highs

At-Bats: 5 vs. Illinois 5/19/17
Runs: 3 vs. UMES 3/5/16
Hits: 3 (5x) last vs. SC State 3/3/17
RBI: 5 (3x) last vs. UTEP 3/12
2Bs: 1 (29x) last at Southern Miss 3/30/19
Triples: 1 (3x) last at UAB 4/3/16
HRs: 2 at Southern Miss 3/30/19
Walks: 3 vs. UTEP 3/12/16
SB: 1 (3x) last at Liberty 4/13/16

Season Highs

At-Bats: 4 (9x) last at Morehead State 4/30
Runs: 2 (2x) last at Southern Miss 3/30
Hits: 2 (4x) last at Southern Miss 3/30
RBI: 4 at Southern Miss 3/30
Doubles: 1 (5x) last at Southern Miss 3/30
Triples:
HRs: 2 at Southern Miss 3/30
Walks: 1 (2x) last vs. WKU 4/6
SB:

Career/Season

Grand Slams: 1/0
2+ Hit Games: 26/4
2+ HR Games: 1/1
2+ Runs Games: 7/2
2+ RBI Games: 29/6
1,000 Avg. Games (at least 2-2): 5/0
Hitting Streaks 5+ Games: 6/1
Hitting Streaks 10+ Games:
Career Long Hitting Streak: 8 ('16 & '17)
Season/Current Hit Streak: 5/1
Career Long OB Streak: 13 ('17)
Season/Current OB Streak: 10/1

#98 DAISS, Briana - 45 games (All games)

Date	Opponent	Pos	AB	R	H	RBI	2B	3B	HR	BB	SB	CS	HBP	SAC	SF	GDP	K	PO	A	E	Avg
Feb 08	vs UC Riverside	*dh	3	0	1	0	0	0	0	0	0	0	0	1	0	0	1	0	0	0	.333
Feb 09	vs Cal Poly	ph	1	0	1	1	0	0	0	0	0	0	0	0	0	0	0	0	0	0	.500
Feb 09	vs UC Riverside	*dh	4	0	1	0	0	0	0	0	0	0	0	0	0	0	0	0	0	0	.375
Feb 10	vs Portland State	ph	0	0	0	0	0	0	0	1	0	0	0	0	0	0	0	0	0	0	.375
Feb 15	vs EKU	ph	1	1	1	1	0	0	1	0	0	0	0	0	0	0	0	0	0	0	.444
Feb 15	at Coastal Carolina	*dh	2	0	1	0	0	0	0	0	0	0	1	0	0	0	0	0	0	0	.455
Feb 16	vs EKU	*dh	4	0	1	1	0	0	0	0	0	0	0	0	0	0	1	0	0	0	.400
Feb 16	vs Presbyterian	*dh	3	1	0	0	0	0	0	0	0	0	0	0	0	0	0	0	0	0	.333
Feb 17	vs Towson	*dh	3	0	0	0	0	0	0	0	0	0	0	0	0	0	1	0	0	0	.286
Feb 22	vs UMass Lowell	*dh	3	0	1	2	1	0	0	0	0	0	0	0	0	0	0	0	0	0	.292
Feb 22	vs Iowa State	*dh	3	0	0	0	0	0	0	0	0	0	0	0	0	0	0	0	0	0	.259
Feb 23	vs UNC Wilmington	*3b	3	1	0	0	0	0	0	0	0	0	1	0	0	0	0	0	3	0	.233
Feb 23	at Charleston So.	*3b	4	2	2	2	0	0	1	0	0	0	0	0	0	0	0	0	0	0	.265
Feb 24	vs Appalachian State	*3b	3	0	0	0	0	0	0	0	0	0	0	0	0	0	0	0	0	0	.243
Feb 27	OHIO BOBCATS	*dh	3	0	1	1	0	0	0	0	0	0	0	0	0	0	0	0	0	0	.250
Mar 02	RIDER-1	*dh	3	0	1	1	1	0	0	0	0	0	0	0	0	0	0	0	0	0	.256
Mar 02	RIDER-2	*dh	2	1	1	1	0	0	1	0	0	0	0	0	0	0	0	0	0	0	.267
Mar 03	RIDER	*dh	3	1	1	0	1	0	0	0	0	0	0	0	0	0	0	0	0	0	.271
Mar 09	vs Lafayette	*of	3	0	1	0	0	0	0	0	0	0	0	0	0	0	0	0	0	0	.275
Mar 10	vs Monmouth	*of	2	0	0	0	0	0	0	0	0	0	0	0	0	0	1	0	0	0	.264
Mar 10	at George Mason	*of	3	0	2	2	0	0	0	0	0	0	0	0	0	0	0	0	0	0	.286
Mar 16	at Charlotte-1	ph	1	0	0	0	0	0	0	0	0	0	0	0	0	0	0	0	0	0	.281
Mar 16	at Charlotte-2	*dh	4	0	1	0	0	0	0	0	0	0	0	0	0	0	0	0	0	0	.279
Mar 17	at Charlotte	*of/dh	4	1	0	0	0	0	0	0	0	0	0	0	0	0	0	0	0	0	.262
Mar 20	KENTUCKY	*of/of	4	0	1	2	0	0	0	0	0	0	0	0	0	0	1	2	0	1	.261
Mar 23	UTSA-1	*of	2	0	1	1	1	0	0	0	0	0	0	0	0	0	0	0	0	0	.268
Mar 23	UTSA-2	*of	3	1	1	2	0	0	1	0	0	0	0	0	0	0	0	1	0	0	.270
Mar 24	UTSA	*of/dh	3	1	0	0	0	0	0	0	0	0	0	0	0	0	1	0	0	0	.260
Mar 26	at Longwood	*of	2	0	0	0	0	0	0	0	0	0	0	0	0	0	1	0	0	0	.253
Mar 27	at James Madison	*of/dh	4	0	2	0	0	0	0	0	0	0	0	0	0	0	0	0	0	0	.265
Mar 30	at Southern Miss	dh	2	2	2	4	0	0	2	0	0	0	0	0	0	0	0	0	0	0	.282
Mar 30	at Southern Miss-2	*dh/ph	3	0	1	0	1	0	0	0	0	0	0	0	0	0	1	0	0	0	.284
Mar 31	at Southern Miss	*dh	3	0	0	0	0	0	0	0	0	0	0	0	0	0	0	0	0	0	.275
Apr 06	WKU-1	*dh	2	1	1	0	0	0	0	1	0	0	0	0	0	0	0	0	0	0	.280
Apr 06	WKU-2	*dh/of	4	0	0	0	0	0	0	0	0	0	0	0	0	0	0	0	0	0	.268
Apr 07	WKU	*of/dh	4	0	1	1	0	0	0	0	0	0	0	0	0	0	0	0	0	0	.267
Apr 13	at FIU-1	*of	2	0	0	0	0	0	0	0	0	0	0	0	0	0	2	0	0	0	.262
Apr 13	at FIU-2	ph	1	0	1	0	0	0	0	0	0	0	0	0	0	0	0	0	0	0	.269
Apr 19	LATECH-1	ph/dh	2	0	0	0	0	0	0	0	0	0	0	0	0	0	1	0	0	0	.264
Apr 20	LATECH	ph	1	0	1	1	0	0	0	0	0	0	0	0	0	0	0	0	0	0	.271
Apr 23	LOUISVILLE	ph	1	0	0	0	0	0	0	0	0	0	0	0	0	0	1	0	0	0	.269
Apr 27	at Middle Tennessee	of/dh	1	0	0	1	0	0	0	0	0	0	0	0	1	0	0	0	0	0	.266
Apr 27	at Middle Tennessee	of/dh	3	0	1	1	0	0	0	0	0	0	0	0	0	0	0	0	0	0	.268
Apr 28	at Middle Tennessee	ph/dh	2	0	0	0	0	0	0	0	0	0	0	0	0	0	0	0	0	0	.263
Apr 30	at Morehead State-1	ph/dh	4	0	1	1	0	0	0	0	0	0	0	0	0	0	0	0	0	0	.263
Totals		32gs	118	13	31	26	5	0	6	2	0	0	2	1	1	0	12	3	3	1	.263

On base pct. .285 • Slugging pct. .458

Briana Daiss Career Stats

Year	avg	gp-gs	ab	r	h	2b	3b	hr	rbi	tb	slg%	bb	hbp	so	gdp	ob%	sf	sh	sb-att	po	a	e	fld%
2016	.290	56-55	169	20	49	9	3	10	44	94	.556	11	0	35	0	.330	2	0	3-3	253	14	13	.954
2017	.248	51-41	133	15	33	8	0	5	27	56	.421	3	2	18	0	.273	1	1	0-0	57	4	2	.968
2018	.252	44-40	119	11	30	7	0	5	22	52	.437	5	1	11	3	.281	3	3	0-0	170	6	2	.989
2019	.263	45-32	118	13	31	5	0	6	26	54	.458	2	2	12	0	.285	1	1	0-0	3	3	1	.857
TOTAL	.265	196-168	539	59	143	29	3	26	119	256	.475	21	5	76	3	.295	7	5	3-3	483	27	18	.966

2019 Marshall Thundering Herd TV/Radio Roster



00 Abigail Tolbert - Sr., P
Barboursville, W.Va.



1 Samantha Loose - Sr., INF
Anaheim Hills, Calif.



2 Brooke Burns - Jr., INF
Chapin, S.C.



3 Armani Brown - So., INF
Elk Grove, Calif.



4 Sierra Huerta - Jr., INF
Fillmore, Calif.



7 Ali Burdette - Sr., P/UT
Buffalo, W.Va.



10 Hannah Giammarino - Sr., OF
Amanda, Ohio



11 Carson Lyon - Fr., OF
Monroe, La.



14 Hayden Ellis - Sr., C
Ashville, Ohio



16 Abigail Estrada - Sr., OF
Torrance, Calif.



17 Chloe Lee - Fr., OF
Tampa, Fla.



21 Rachel Pennington - Fr., OF
West Hamlin, W.Va.



22 Caitlin Myers - Fr., C
Charles Town, W.Va.



23 Mya Stevenson - Fr., P/UT
Mesquite, Texas



27 Rachel Rousseau - So., OF
Morgantown, W.Va.



43 Aly Harrell - So., INF
Gahanna, Ohio



44 Katie Adams - So., C
Hurricane, W.Va.



55 Blakely Burch - Jr., INF
Live Oak, Fla.



77 Kailee Williamson - Jr., P
Norco, Calif.



98 Briana Daiss - Sr., INF
Clermont, Fla.



Head Coach
Megan Smith - 1st Season



Assistant Coach
Corey Lyon - 1st Season



Assistant Coach
Maddie Holub - 1st Season



Director of Operations
Madi Marshall - 1st Season



Athletic Trainer
Ryan Smith - 3rd Season



SID/Broadcaster
Scott Hall - 16th Season